

(19) **DANMARK**



Patent- og  
Varemærkestyrelsen

(10) **DK/EP 3137455 T3**

(12) **Oversættelse af  
europæisk patentskrift**

- 
- (51) Int.Cl.: **C 07 D 401/14 (2006.01)** **A 61 K 31/506 (2006.01)** **A 61 P 33/06 (2006.01)**  
**C 07 D 403/14 (2006.01)**
- (45) Oversættelsen bekendtgjort den: **2018-12-10**
- (80) Dato for Den Europæiske Patentmyndigheds bekendtgørelse om meddelelse af patentet: **2018-08-15**
- (86) Europæisk ansøgning nr.: **15713170.7**
- (86) Europæisk indleveringsdag: **2015-03-26**
- (87) Den europæiske ansøgnings publiceringsdag: **2017-03-08**
- (86) International ansøgning nr.: **EP2015056496**
- (87) Internationalt publikationsnr.: **WO2015165660**
- (30) Prioritet: **2014-04-28 IN 2142CH2014**
- (84) Designerede stater: **AL AT BE BG CH CY CZ DE DK EE ES FI FR GB GR HR HU IE IS IT LI LT LU LV MC MK MT NL NO PL PT RO RS SE SI SK SM TR**
- (73) Patenthaver: **MMV Medicines for Malaria Venture, 20 route de Pré-Bois, ICC, 1215 Geneva, Schweiz**
- (72) Opfinder: **HAMEED PEER MOHAMED, Shahul, No. 71, 8th SBM colony, Mathikere, Bangalore, Karnataka 560054, Indien**  
**PATIL, Vikas, House No- 706, Ground Floor, 16th Main, A-Block, Sahakaranagar, Bangalore, Karnataka 560092, Indien**  
**MURUGAN, Kannan, 3D Alagappuram South Street, Palaya pettai, Ganthi Nagar(PO), Tamilnadu, Tirunelveli 627008, Indien**  
**VITHALRAO BELLALE, Eknath, Triambakeshwar Niwas, A/P Rokda Sawargaon, Tal-Ahmedpur, Latur, Maharashtra 413515, Indien**  
**RAICHURKAR, Anandkumar, Sriniketan 184, 4th Main, 6th Block, Bel Layout, Vidyananyapura, Bangalore, Karnataka 560097, Indien**  
**LANDGE, Sudhir, 101 Saptagiri Homes, Site 18/19, Sector B, Amruthnagar, Bangalore, Karnataka 560092, Indien**  
**PUTTUR, Jayashree, 11 AECS Layout 2nd Stage, Near ISRO HQ, RMV extension 2nd Stage, Sanjayanagar, Bangalore, Karnataka 560094, Indien**  
**ROY CHOUDHURY, Nilanjana, Flat C4, Kruthi Doddamane Apt., Hennur Village, Kuvempu road, Kalyan Nagar Post, Bangalore, Karnataka 560043, Indien**  
**SHANBHAG, Gajanan, 16/2 Karnataka Layout 2nd stage, Bhuvaneshwari Nagar, Kamala Nagar, Bangalore, Karnataka 560079, Indien**  
**KOUSHIK, Krishna, Krishna Kunj, No. 18 8 B Main, Sreenidhi Layout, Vidyananyapura, Bangalore, Karnataka 560097, Indien**  
**IYER, Pravin, D305, Purva Venezia apartments, Yelahanka new Town, Bangalore, Karnataka 560064, Indien**  
**KIRTHIKA SAMBANDAMURTHY, Vasana, A1601, Nagarjuna Aster Park, Yelahanka new Town, Bangalore, Karnataka 560064, Indien**  
**SOLAPURE, Suresh, A309, Nagarjuna Gardens 'F' Block, Sahakarnagar, Bangalore, Karnataka 560092, Indien**  
**NARAYANAN, Shridhar, E305, Purva Venezia apartments, Yelahanka new town, Bangalore, Karnataka 560064, Indien**

Fortsættes ...

**Indien**

- (74) Fuldmægtig i Danmark: **Budde Schou A/S, Hausergade 3, 1128 København K, Danmark**
- (54) Benævnelse: **Triaminopyrimidinforbindelser til forebyggelse eller behandling af malaria**
- (56) Fremdragne publikationer:  
**US-A1- 2009 048 250**  
**DENG X ET AL: "Discovery of novel 1H-imidazol-2-yl-pyrimidine-4,6-diamines as potential antimalarials",**  
**BIOORGANIC & MEDICINAL CHEMISTRY LETTERS, PERGAMON, AMSTERDAM, NL, vol. 20, no. 14, 15 July**  
**2010 (2010-07-15) , pages 4027-4031, XP027103977, ISSN: 0960-894X [retrieved on 2010-06-02]**

# DESCRIPTION

## Field of the Invention

[0001] The present invention relates to triaminopyrimidine compounds, pharmaceutical compositions thereof, and such compounds or compositions for use in therapeutic methods for the treatment of parasitic infections caused by plasmodium species.

## Background of the Invention

[0002] Malaria is caused by protozoan parasites of the genus *Plasmodium* that infect and destroy red blood cells, leading to fever, severe anemia, cerebral malaria and, if untreated, death. *Plasmodium falciparum* is the dominant species in sub-Saharan Africa, and is responsible for approximately 600,000 deaths each year. The disease burden is heaviest in African children under 5 years of age and in pregnant women. *Plasmodium vivax* causes 25-40% of the global malaria burden, particularly in South and Southeast Asia, and Central and South America. The other three main species that are known to infect humans are *Plasmodium ovale*, *Plasmodium knowlesi* and *Plasmodium malariae*. Plasmodium species, for example, *P. falciparum* and *P. vivax* which are known to cause malaria are particularly important because of the development of resistant strains which are both difficult to treat and difficult to eradicate from the hospital and community environment once they have established infection. Examples of such strains are chloroquine resistant, pyrimethamine resistant, artemisinin resistant strains of *Plasmodium falciparum*.

[0003] Malaria is a disease that is prevalent in many developing countries. Approximately 40% of the world's population lives in countries where the disease is endemic; approximately 247 million people suffer from the disease every year. \*

\*Deng et al., 2010, Chemistry Letters, 20(14), 4027-4031 have investigated the use of 1H-imidazol-2-yl-pyrimidine-4,6 diamines against Plasmodium falciparum for the treatment of malaria.

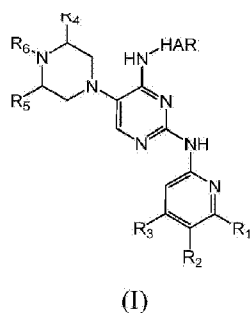
[0004] Consequently, in order to overcome the threat of widespread multi-drug resistant parasites, there is an urgent need to develop new antimalarial agents particularly those with either a novel mechanism of action and/or containing new pharmacophoric groups.

[0005] The present invention aims at addressing such draw backs in the art associated with the management and treatment of malaria.

## **Summary of the invention**

[0006] In accordance with the present invention, the applicants have hereby discovered compounds that possess the ability to act as anti-malarial agents.

[0007] The present invention provides compounds of Formula (I):



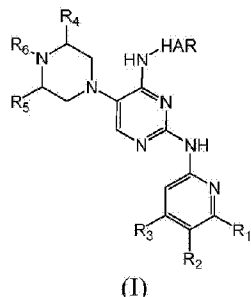
and pharmaceutically acceptable salts thereof, wherein HAR, R<sup>1</sup>, R<sup>2</sup>, R<sup>3</sup>, R<sup>4</sup>, R<sup>5</sup> and R<sup>6</sup> are defined below.

**[0008]** The present invention also provides processes for the preparation of compounds of Formula (I), pharmaceutical compositions containing them as the active ingredient, their use as medicaments, methods of using such compounds, and their use in the manufacture of medicaments for the prevention and treatment of malaria in warm blooded animals such as human being.

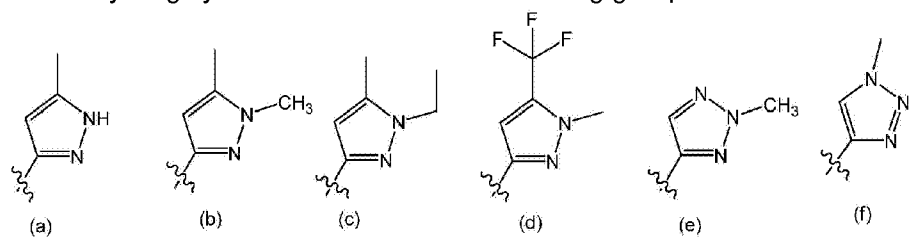
**[0009]** It is expected that typical compounds of Formula (I) possess beneficial efficacious, metabolic, toxicological, and/or pharmacodynamic properties.

### **Detailed Description of the Invention**

**[0010]** The present invention provides compounds of Formula (I):



as well as complexes, hydrates, solvates, or polymorphs, tautomers, geometrical isomers, optically active forms and pharmaceutically acceptable salts thereof, wherein: HAR is a 5 membered heteroaryl ring system selected from the following group:



R<sup>1</sup> in each occurrence is independently selected from H, C<sub>1-6</sub> alkyl, CF<sub>3</sub> and C<sub>3-5</sub> cycloalkyl;

R<sup>2</sup> in each occurrence is independently selected from halo, -CN and C<sub>1-6</sub> alkyl;

R<sup>3</sup> each occurrence is selected from H, C<sub>1-6</sub> alkyl, C<sub>3-5</sub> cycloalkyl and CF<sub>3</sub>;

$R^4$  in each occurrence is independently selected from H and  $C_{1-6}$  alkyl;

$R^5$  in each occurrence is independently selected from H and  $C_{1-6}$  alkyl; and

$R^6$  in each occurrence is independently selected from H and  $C_{1-6}$  alkyl.

[0011] In some embodiments,  $R^1$  is methyl.

[0012] According to another embodiment,  $R^2$  is halogen.

[0013] In some embodiments,  $R^2$  is selected from fluorine, chlorine and CN.

[0014] According to a further embodiment,  $R^2$  is F or Cl.

[0015] According to another embodiment,  $R^3$  is  $C_3$ - $C_5$  cycloalkyl such as cyclobutyl or cyclopropyl.

[0016] According to another embodiment,  $R^3$  is cyclopropyl.

[0017] According to another embodiment,  $R^3$  is  $C_{1-6}$  alkyl such as ethyl.

[0018] In some embodiments,  $R^3$  is selected from cyclobutyl, ethyl and cyclopropyl.

[0019] According to another embodiment,  $R^4$  is H.

[0020] According to another embodiment,  $R^4$  is  $C_{1-6}$  alkyl such as methyl.

[0021] In some embodiments,  $R^4$  is selected from hydrogen and methyl.

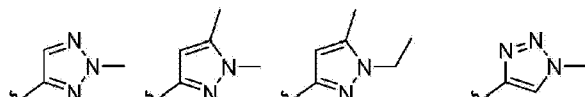
[0022] In some embodiments,  $R^5$  is hydrogen.

[0023] According to another embodiment,  $R^6$  is H.

[0024] According to another embodiment,  $R^6$  is  $C_{1-6}$  alkyl such as methyl.

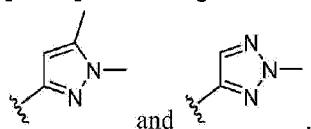
[0025] In some embodiments,  $R^6$  is selected from hydrogen and methyl.

[0026] In some embodiments, HAR is selected from the following group:

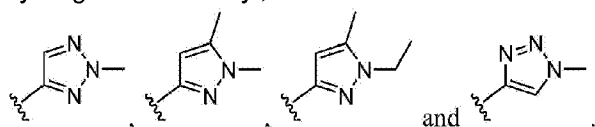


$\xi$ ,  $\eta$ ,  $\zeta$ ,  $\delta$  and  $\epsilon$ .

[0027] According to another embodiment, HAR is selected from



[0028] According to another particular embodiment, is provided a compound of Formula (I) wherein wherein  $R^1$  is methyl;  $R^2$  is selected from fluorine, chlorine and CN;  $R^3$  is selected from cyclobutyl, ethyl and cyclopropyl;  $R^4$  is selected from hydrogen and methyl;  $R^5$  is hydrogen;  $R^6$  is selected from hydrogen and methyl; and HAR is selected from the following group:



[0029] In this specification the prefix  $C_{x-y}$  as used in terms such as  $C_{x-y}$  alkyl and the like (where  $x$  and  $y$  are integers) indicates the numerical range of carbon atoms that are present in the group; for example,  $C_{1-6}$  alkyl includes  $C_1$ alkyl (methyl),  $C_2$ alkyl (ethyl),  $C_3$  alkyl (propyl and isopropyl) and  $C_4$  alkyl (butyl, 1-methylpropyl, 2-methylpropyl, and *t*-butyl).

[0030] Unless specifically stated, the bonding atom of a group may be any suitable atom of that group; for example, propyl includes prop-1-yl and prop-2-yl.

[0031] Alkyl - As used herein the term "alkyl" refers to both straight and branched chain saturated hydrocarbon radicals having the specified number of carbon atoms. References to individual alkyl groups such as "propyl" are specific for the straight chain version only and references to individual branched chain alkyl groups such as "isopropyl" are specific for the branched chain version only. In one aspect, " $C_{1-6}$ alkyl" may be methyl.

[0032] Cycloalkyl- As used herein, the term "cycloalkyl" refers to a saturated, partially saturated, or unsaturated, mono or bicyclic carbon ring that contains 3 to 12 ring atoms, of which one or more  $-CH_2-$  groups may be optionally replaced with a corresponding number of  $-C(O)-$  groups. Illustrative examples of "cycloalkyl" include, but are not limited to, adamantyl, cyclopropyl, cyclobutyl, cyclopentyl, cyclopentenyl, cyclohexyl, cyclohexenyl, indanyl, naphthyl, oxocyclopentyl, 1-oxoindanyl, phenyl, and tetralinyl.

[0033] 3- to 6-Membered Cycloalkyl- In one aspect, "cycloalkyl" may be "3- to 6-membered cycloalkyl." As used herein, the term "3- to 6-membered cycloalkyl" refers to a saturated, partially saturated, or unsaturated monocyclic carbon ring containing 3 to 6 ring atoms, of which one or more  $-CH_2-$  groups may be optionally replaced with a corresponding number of  $-C(O)-$  groups. Illustrative examples of "3- to 6-membered cycloalkyl" include cyclopropyl, cyclobutyl, cyclopentyl, oxocyclopentyl, cyclopentenyl, cyclohexyl, and phenyl.

[0034] Halo - As used herein, the term "halo" includes fluoro, chloro, bromo and iodo. In one aspect, the term "halo" may refer to fluoro, chloro, and bromo. In another aspect, the term "halo" may refer to fluoro and chloro. In another aspect, the term "halo" may refer to fluoro

[0035] Effective Amount - As used herein, the phrase "effective amount" means an amount of a compound or composition which is sufficient enough to significantly and positively modify the symptoms and/or conditions to be treated (e.g., provide a positive clinical response). The effective amount of an active ingredient for use in a pharmaceutical composition will vary with the particular condition being treated, the severity of the condition, the duration of the treatment, the nature of concurrent therapy, the particular active ingredient(s) being employed, the particular pharmaceutically-acceptable excipient(s)/carrier(s) utilized, the route of administration, and like factors within the knowledge and expertise of the attending physician.

[0036] Pharmaceutically Acceptable - As used herein, the term "pharmaceutically acceptable" refers to those compounds, materials, compositions, and/or dosage forms which are, within the scope of sound medical judgment, suitable for use in contact with the tissues of human beings and animals without excessive toxicity, irritation, allergic response, or other problem or complication, commensurate with a reasonable benefit/risk ratio.

[0037] In the context of the present invention are encompassed pharmaceutically acceptable salts, complexes, hydrates, solvates, or polymorphs, tautomers, geometrical isomers, optically active forms and pharmaceutically active derivatives of compounds of the invention. Unless stated to the contrary, the present invention includes all such possible diastereomers as well as their racemic mixtures, their substantially pure resolved enantiomers, all possible geometric isomers, and pharmaceutically acceptable salts thereof. Mixtures of stereoisomers, as well as isolated specific stereoisomers, are also included. During the course of the synthetic procedures used to prepare such compounds, or in using racemization or epimerization procedures known to those skilled in the art, the products of such procedures can be a mixture of stereoisomers.

[0038] The term "malaria" includes disease and conditions related to an infection by *Plasmodium*.

[0039] As used herein, "treatment" and "treating" and the like generally mean obtaining a desired pharmacological and physiological effect. The effect may be prophylactic in terms of preventing or partially preventing a disease, symptom or condition thereof and/or may be therapeutic in terms of a partial or complete cure of a disease, condition, symptom or adverse effect attributed to the disease. The term "treatment" as used herein covers any treatment of a disease in a mammal, particularly a human, and includes: (a) preventing the disease from occurring in a subject which may be predisposed to the disease but has not yet been diagnosed as having it; (b) inhibiting the disease, i.e., arresting its development; or relieving the disease, i.e., causing regression of the disease and/or its symptoms or conditions.

[0040] The term "effective amount" includes "prophylaxis-effective amount" as well as "treatment-effective amount".

[0041] The term "prophylaxis-effective amount" refers to a concentration of compound of this

invention that is effective in inhibiting, decreasing the likelihood of the disease by malarial parasites, or preventing malarial infection or preventing the delayed onset of the disease by malarial parasites, when administered before infection, i.e. before, during and/or slightly after the exposure period to malarial parasites.

**[0042]** The term "prophylaxis" includes causal prophylaxis, i.e. antimalarial activity comprising preventing the pre-erythrocytic development of the parasite, suppressive prophylaxis, i.e. antimalarial activity comprising suppressing the development of the blood stage infection and terminal prophylaxis, i.e. antimalarial activity comprising suppressing the development of intra-hepatic stage infection. This term includes primary prophylaxis (i.e. preventing initial infection) where the antimalarial compound is administered before, during and/or after the exposure period to malarial parasites and terminal prophylaxis (i.e. to prevent relapses or delayed onset of clinical symptoms of malaria) when the antimalarial compound is administered towards the end of and/or slightly after the exposure period to malarial parasites but before the clinical symptoms. Typically, against *P. falciparum* infections, suppressive prophylaxis is used whereas against *P. vivax* or a combination of *P. falciparum* and *P. vivax*, terminal prophylaxis is used.

**[0043]** Likewise, the term "treatment-effective amount" refers to a concentration of compound that is effective in treating malaria infection, e.g. leads to a reduction in parasite numbers in blood following microscopic examination when administered after infection has occurred.

**[0044]** The term "subject" as used herein refers to mammals. For examples, mammals contemplated by the present invention include humans and the like. The compounds discussed herein in many instances may have been named and/or checked with ACD/Name by ACD/Labs® and/or Electronic Lab Notebook by CambridgeSoft®.

**[0045]** Compounds of Formula (I) may form stable pharmaceutically acceptable acid or base salts, and in such cases administration of a compound as a salt may be appropriate. Examples of acid addition salts include acetate, adipate, ascorbate, benzoate, benzenesulfonate, bicarbonate, bisulfate, butyrate, camphorate, camphorsulfonate, choline, citrate, cyclohexyl sulfamate, diethylenediamine, ethanesulfonate, fumarate, glutamate, glycolate, hemisulfate, 2-hydroxyethylsulfonate, heptanoate, hexanoate, hydrochloride, hydrobromide, hydroiodide, hydroxymaleate, lactate, malate, maleate, methanesulfonate, meglumine, 2-naphthalenesulfonate, nitrate, oxalate, pamoate, persulfate, phenylacetate, phosphate, diphosphate, picrate, pivalate, propionate, quinate, salicylate, stearate, succinate, sulfamate, sulfanilate, sulfate, tartrate, tosylate (p-toluenesulfonate), trifluoroacetate, and undecanoate. Examples of base salts include ammonium salts; alkali metal salts such as sodium, lithium and potassium salts; alkaline earth metal salts such as aluminum, calcium and magnesium salts; salts with organic bases such as dicyclohexylamine salts and *N*-methyl-D-glucamine; and salts with amino acids such as arginine, lysine, ornithine, and so forth. Also, basic nitrogen-containing groups may be quaternized with such agents as: lower alkyl halides, such as methyl, ethyl, propyl, and butyl halides; dialkyl sulfates such as dimethyl, diethyl, dibutyl; diamyl sulfates; long chain halides such as decyl, lauryl, myristyl and stearyl halides; arylalkyl halides such as benzyl bromide and others. Non-toxic physiologically-acceptable salts are preferred, although other salts may be useful, such as in isolating or purifying the product.

**[0046]** The salts may be formed by conventional means, such as by reacting the free base form of

the product with one or more equivalents of the appropriate acid in a solvent or medium in which the salt is insoluble, or in a solvent such as water, which is removed *in vacuo* or by freeze drying or by exchanging the anions of an existing salt for another anion on a suitable ion-exchange resin.

**[0047]** Compounds of Formula (I) have one or more chiral centres and/or geometric isomeric centres, and it is to be understood that the invention encompasses all such optical, diastereoisomers, and geometric isomers. The invention further relates to any and all tautomeric forms of the compounds of Formula (I).

**[0048]** It is also to be understood that certain compounds of Formula (I) can exist in solvated as well as unsolvated forms such as, for example, hydrated forms. It is to be understood that the invention encompasses all such solvated forms.

**[0049]** Additional embodiments of the invention are as follows. These additional embodiments relate to compounds of Formula (I) and pharmaceutically acceptable salts thereof. Such specific substituents may be used, where appropriate, with any of the definitions, claims or embodiments defined hereinbefore or hereinafter.

**[0050]** According to a particular aspect, is provided a compound of the invention selected from the following group:

In another aspect, the present invention provides a compound selected from:

N2-(4-cyclopropyl-5-fluoro-6-methyl-2-pyridyl)-5-(4-methylpiperazin-1-yl)-N4-(1-methyltriazol-4-yl)pyrimidine-2,4-diamine;

N2-(4-cyclopropyl-5-fluoro-6-methyl-2-pyridyl)-N4-(1,5-dimethylpyrazol-3-yl)-5-[3-methylpiperazin-1-yl]pyrimidine-2,4-diamine;

N2-(4-cyclopropyl-5-fluoro-6-methyl-2-pyridyl)-N4-(1-ethyl-5-methyl-pyrazol-3-yl)-5-[3-methylpiperazin-1-yl]pyrimidine-2,4-diamine;

N2-(4-cyclopropyl-5-fluoro-6-methyl-2-pyridyl)-5-[3-methyl piperazin-1-yl]-N4-(1-methyltriazol-4-yl)pyrimidine-2,4-diamine;

N2-(5-chloro-4-cyclopropyl-6-methyl-2-pyridyl)-N4-(1,5-dimethylpyrazol-3-yl)-5-[3-methylpiperazin-1-yl]pyrimidine-2,4-diamine;

4-cyclopropyl-6-[[4-[(1,5-dimethylpyrazol-3-yl)amino]-5-[3-methyl piperazin-1-yl] pyrimidin-2-yl]amino]-2-methyl-pyridine-3-carbonitrile;

N4-(1,5-dimethylpyrazol-3-yl)-N2-(4-ethyl-5-fluoro-6-methyl-2-pyridyl)-5-[3-methyl piperazin-1-yl]pyrimidine-2,4-diamine;

N4-(1,5-dimethylpyrazol-3-yl)-N2-(4-ethyl-5-fluoro-6-methyl-2-pyridyl)-5-[(3S)-3-methylpiperazin-1-yl]pyrimidine-2,4-diamine;

N2-(4-cyclobutyl-5-fluoro-6-methyl-2-pyridyl)-N4-(1,5-dimethylpyrazol-3-yl)-5-[3-methylpiperazin-1-yl]pyrimidine-2,4-diamine;

N2-(5-chloro-4-cyclopropyl-6-methyl-2-pyridyl)-5-[3-methyl piperazin-1-yl]-N4-(2-methyltriazol-4-

yl)pyrimidine-2,4-diamine;

N2-(5-chloro-4-cyclopropyl-6-methyl-2-pyridyl)-5-[3-methylpiperazin-1-yl]-N4-(1-methyltriazol-4-yl)pyrimidine-2,4-diamine;

N2-(5-chloro-4-cyclopropyl-6-methyl-2-pyridyl)-5-[(3-methylpiperazin-1-yl)-N4-(2-methyltriazol-4-yl)pyrimidine-2,4-diamine;

N2-(4-cyclopropyl-5-fluoro-6-methyl-2-pyridyl)-5-[3,4-dimethylpiperazin-1-yl]-N4-(1,5-dimethylpyrazol-3-yl)pyrimidine-2,4-diamine;

N2-(4-cyclopropyl-5-fluoro-6-methyl-2-pyridyl)-5-[3,4-dimethylpiperazin-1-yl]-N4-(1-methyltriazol-4-yl)pyrimidine-2,4-diamine; and

N2-(4-cyclopropyl-5-fluoro-6-methyl-2-pyridyl)-5-[3,4-dimethyl piperazin-1-yl]-N4-(2-methyltriazol-4-yl)pyrimidine-2,4-diamine; as well as pharmaceutically acceptable salts, complexes, hydrates, solvates, tautomers, polymorphs, racemic mixtures, optically active forms and pharmaceutically active derivative thereof.

**[0051]** According to a particular aspect, compounds of the invention are provided as R enantiomers.

**[0052]** According to a particular aspect, compounds of the invention are provided as S enantiomers or as a racemic mixture.

**[0053]** In another aspect, the present invention provides a compound selected from:

**Example 1:** N2-(4-cyclopropyl-5-fluoro-6-methyl-2-pyridyl)-5-(4-methylpiperazin-1-yl)-N4-(1-methyltriazol-4-yl)pyrimidine-2,4-diamine;

**Example 2:** N2-(4-cyclopropyl-5-fluoro-6-methyl-2-pyridyl)-N4-(1,5-dimethylpyrazol-3-yl)-5-[(3R)-3-methylpiperazin-1-yl]pyrimidine-2,4-diamine;

**Example 3:** N2-(4-cyclopropyl-5-fluoro-6-methyl-2-pyridyl)-N4-(1-ethyl-5-methyl-pyrazol-3-yl)-5-[(3R)-3-methylpiperazin-1-yl]pyrimidine-2,4-diamine;

**Example 4:** N2-(4-cyclopropyl-5-fluoro-6-methyl-2-pyridyl)-5-[(3R)-3-methyl piperazin-1-yl]- N4-(1-methyltriazol-4-yl)pyrimidine-2,4-diamine;

**Example 5:** N2-(5-chloro-4-cyclopropyl-6-methyl-2-pyridyl)-N4-(1,5-dimethylpyrazol-3-yl)-5-[(3R)-3-methylpiperazin-1-yl]pyrimidine-2,4-diamine;

**Example 6:** 4-cyclopropyl-6-[[4-[(1,5-dimethylpyrazol-3-yl)amino]-5-[(3R)-3-methyl piperazin-1-yl]pyrimidin-2-yl]amino]-2-methyl-pyridine-3-carbonitrile;

**Example 7:** N4-(1,5-dimethylpyrazol-3-yl)-N2-(4-ethyl-5-fluoro-6-methyl-2-pyridyl)-5-[(3R)-3-methylpiperazin-1-yl]pyrimidine-2,4-diamine;

**Example 8:** N4-(1,5-dimethylpyrazol-3-yl)-N2-(4-ethyl-5-fluoro-6-methyl-2-pyridyl)-5-[(3S)-3-

methylpiperazin-1-yl]pyrimidine-2,4-diamine;

**Example 9:** N2-(4-cyclobutyl-5-fluoro-6-methyl-2-pyridyl)-N4-(1,5-dimethylpyrazol-3-yl)-5-[(3R)-3-methylpiperazin-1-yl]pyrimidine-2,4-diamine;

**Example 10:** N2-(5-chloro-4-cyclopropyl-6-methyl-2-pyridyl)-5-[(3R)-3-methyl piperazin-1-yl]-N4-(2-methyltriazol-4-yl)pyrimidine-2,4-diamine;

**Example 11:** N2-(5-chloro-4-cyclopropyl-6-methyl-2-pyridyl)-5-[(3R)-3-methylpiperazin-1-yl]-N4-(1-methyltriazol-4-yl)pyrimidine-2,4-diamine;

**Example 12:** N2-(5-chloro-4-cyclopropyl-6-methyl-2-pyridyl)-5-[(3R)-3-methyl piperazin-1-yl]-N4-(2-methyltriazol-4-yl)pyrimidine-2,4-diamine;

**Example 13:** N2-(4-cyclopropyl-5-fluoro-6-methyl-2-pyridyl)-5-[(3R)-3,4-dimethyl piperazin-1-yl]-N4-(1,5-dimethylpyrazol-3-yl)pyrimidine-2,4-diamine;

**Example 14:** N2-(4-cyclopropyl-5-fluoro-6-methyl-2-pyridyl)-5-[(3R)-3,4-dimethyl piperazin-1-yl]-N4-(1-methyltriazol-4-yl)pyrimidine-2,4-diamine; and

**Example 15:** N2-(4-cyclopropyl-5-fluoro-6-methyl-2-pyridyl)-5-[(3R)-3,4-dimethyl piperazin-1-yl]-N4-(2-methyltriazol-4-yl)pyrimidine-2,4-diamine; as well as pharmaceutically acceptable salts, complexes, hydrates, solvates, tautomers, polymorphs, racemic mixtures, optically active forms and pharmaceutically active derivative thereof.

**[0054]** According to a further particular embodiment, the present invention provides a compound selected from N2-(4-cyclopropyl-5-fluoro-6-methyl-2-pyridyl)-5-[3,4-dimethyl piperazin-1-yl]-N4-(1,5-dimethylpyrazol-3-yl)pyrimidine-2,4-diamine and its active metabolite N2-(4-cyclopropyl-5-fluoro-6-methyl-2-pyridyl)-N4-(1,5-dimethylpyrazol-3-yl)-5-[3-methyl piperazin-1-yl]pyrimidine-2,4-diamine.

**[0055]** According to another further particular embodiment, the present invention provides a compound N4-(1,5-dimethylpyrazol-3-yl)-N2-(4-ethyl-5-fluoro-6-methyl-2-pyridyl)-5-[3-methylpiperazin-1-yl]pyrimidine-2,4-diamine.

**[0056]** According to another further particular embodiment, the present invention provides a compound N2-(5-chloro-4-cyclopropyl-6-methyl-2-pyridyl)-5-[3-methyl piperazin-1-yl]-N4-(2-methyltriazol-4-yl)pyrimidine-2,4-diamine.

**[0057]** Thus, in one aspect there is provided a compound of Formula (I), or a pharmaceutically acceptable salt thereof, for use as a medicament.

**[0058]** The compounds according to the invention may thus be used for the preparation of medicaments, in particular medicaments for inhibiting parasite growth.

**[0059]** Thus, according to another of its aspects, a subject of the invention is medicaments that comprise a compound of formula (I), or an addition salt of the compound of formula (I) with a

pharmaceutically acceptable acid or base.

**[0060]** These medicaments find their use in therapeutics, especially in the treatment of malaria caused by all species of plasmodium such as *P. falciparum*, *P. vivax*, *P. malariae*, *P. ovale* and *P. knowlesi*.

**[0061]** Accordingly, in one aspect, there is provided the use of a compound of Formula (I), or a pharmaceutically acceptable salt thereof, in the manufacture of a medicament for the treatment of a parasitic infection caused by plasmodium species in a warm-blooded animal such as human being.

**[0062]** In another aspect, there is provided the use of a compound of Formula (I), or a pharmaceutically acceptable salt thereof, in the manufacture of a medicament for the production of an antimalarial effect in a warm-blooded animal such as human being.

**[0063]** In another aspect, there is provided a compound of Formula (I), or a pharmaceutically acceptable salt thereof, for use in a method for treating a parasitic infections caused by plasmodium species in a warm-blooded animal such as human being, said method including administering to said animal an effective amount of a compound of formula (I), or a pharmaceutically acceptable salt thereof.

**[0064]** In another aspect, there is provided a compound of Formula (I), or a pharmaceutically acceptable salt thereof, for use in a method for producing an anti-malaria effect in a warm-blooded animal such as human being, said method including administering to said animal an effective amount of a compound of formula (I), or a pharmaceutically acceptable salt thereof.

**[0065]** In another aspect, there is provided a compound of Formula (I), or a pharmaceutically acceptable salt thereof, for use in the treatment and/or prophylaxis of malaria in a warm-blooded animal, such as human being.

**[0066]** A compound of Formula (I), or a pharmaceutically acceptable salt thereof, for the therapeutic and prophylactic treatment of mammals including humans, in particular in treating malaria caused by plasmodium species, is normally formulated in accordance with standard pharmaceutical practice as a pharmaceutical composition.

**[0067]** Accordingly, in one aspect, there is provided a pharmaceutical composition including a compound of Formula (I), or a pharmaceutically acceptable salt thereof, and at least one pharmaceutically acceptable carrier, diluent, or excipient.

**[0068]** In another aspect, there is provided the use of a pharmaceutical composition including a compound of Formula (I), or a pharmaceutically acceptable salt thereof, in the manufacture of a medicament for the treatment of a parasitic infection caused by plasmodium species in a warm-blooded animal such as human being.

**[0069]** In another aspect, there is provided the use of a pharmaceutical composition including a compound of Formula (I), or a pharmaceutically acceptable salt thereof, in the manufacture of a medicament for the production of an antimalarial effect in a warm-blooded animal such as human

being.

**[0070]** In another aspect, there is provided a compound of Formula (I), or a pharmaceutically acceptable salt thereof, for use in a method for treating malaria caused by plasmodium species in a warm-blooded animal such as human being, said method including administering to said animal an effective amount of a pharmaceutical composition including a compound of Formula (I), or a pharmaceutically acceptable salt thereof.

**[0071]** In another aspect, there is provided a compound of Formula (I), or a pharmaceutically acceptable salt thereof, for use in a method for producing an anti-malarial effect in a warm-blooded animal such as human being, said method including administering to said animal an effective amount of a pharmaceutical composition including a compound of Formula (I), or a pharmaceutically acceptable salt thereof.

**[0072]** In another aspect, there is provided a pharmaceutical composition including a compound of Formula (I), or a pharmaceutically acceptable salt thereof, for use in treating malaria caused by plasmodium species in a warm-blooded animal, such as human being.

**[0073]** In another aspect, there is provided a pharmaceutical composition including a compound of Formula (I), or a pharmaceutically acceptable salt thereof, for use in the production of an anti-malarial effect in a warm-blooded animal, such as human being.

#### **Pharmaceutical Compositions**

**[0074]** In some aspects, the invention provides a pharmaceutical composition comprising a compound of formula (I), or a pharmaceutically acceptable salt thereof, and a pharmaceutically acceptable diluent or carrier.

**[0075]** The language "pharmaceutically acceptable" includes compounds, materials, compositions, and/or dosage forms which are, within the scope of sound medical judgment, suitable for use in contact with the tissues of human beings and animals without excessive toxicity, irritation, allergic response, or other problem or complication, commensurate with a reasonable benefit/risk ratio.

**[0076]** The compounds of formula (I) may form stable pharmaceutically acceptable acid or base salts, and in such cases administration of a compound as a salt may be appropriate. Examples of acid addition salts include acetate, adipate, ascorbate, benzoate, benzenesulfonate, bicarbonate, bisulfate, butyrate, camphorate, camphorsulfonate, choline, citrate, cyclohexyl sulfamate, diethylenediamine, ethanesulfonate, fumarate, glutamate, glycolate, hemisulfate, 2-hydroxyethylsulfonate, heptanoate, hexanoate, hydrochloride, hydrobromide, hydroiodide, hydroxymaleate, lactate, malate, maleate, methanesulfonate, meglumine, 2-naphthalenesulfonate, nitrate, oxalate, pamoate, persulfate, phenylacetate, phosphate, diphosphate, picrate, pivalate, propionate, quinate, salicylate, stearate, succinate, sulfamate, sulfanilate, sulfate, tartrate, tosylate (p-toluenesulfonate), trifluoroacetate, and undecanoate. Examples of base salts include ammonium salts; alkali metal salts such as sodium, lithium and potassium salts; alkaline earth metal salts such as aluminum, calcium and magnesium salts; salts with organic bases such as dicyclohexylamine

salts and N10 methyl-D-glucamine; and salts with amino acids such as arginine, lysine, ornithine, and so forth. Also, basic nitrogen-containing groups may be quaternized with such agents as: lower alkyl halides, such as methyl, ethyl, propyl, and butyl halides; dialkyl sulfates such as dimethyl, diethyl, dibutyl; diamyl sulfates; long chain halides such as decyl, lauryl, myristyl and stearyl halides; arylalkyl halides such as benzyl bromide and others. Non-toxic physiologically acceptable salts are preferred, although other salts may be useful, such as in isolating or purifying the product.

**[0077]** The salts may be formed by conventional means, such as by reacting the free base form of the product with one or more equivalents of the appropriate acid in a solvent or medium in which the salt is insoluble, or in a solvent such as water, which is removed in vacuo or by freeze drying or by exchanging the anions of an existing salt for another anion on a suitable ion-exchange resin.

**[0078]** The compositions of the invention may be in a form suitable for oral use (for example as tablets, lozenges, hard or soft capsules, aqueous or oily suspensions, emulsions, dispersible powders or granules, syrups or elixirs), for topical use (for example as creams, ointments, gels, or aqueous or oily solutions or suspensions), for administration by inhalation (for example as a finely divided powder or a liquid aerosol), for administration by insufflation (for example as a finely divided powder) or for parenteral administration (for example as a sterile aqueous or oily solution for intravenous, subcutaneous, intramuscular or intramuscular dosing or as a suppository for rectal dosing).

**[0079]** The compositions of the invention may be obtained by conventional procedures using conventional pharmaceutical excipients well known in the art. Thus, compositions intended for oral use may contain, for example, one or more coloring, sweetening, flavoring and/or preservative agents.

**[0080]** Suitable pharmaceutically acceptable excipients for a tablet formulation include, for example, inert diluents such as lactose, sodium carbonate, calcium phosphate or calcium carbonate; granulating and disintegrating agents such as corn starch or algenic acid, potato starch or sodium starch glycolate; binding agents such as starch; lubricating agents such as magnesium stearate, stearic acid or talc, polyethylene glycol, and silica; preservative agents such as ethyl or propyl *p*-hydroxybenzoate; and anti-oxidants, such as ascorbic acid. Tablet formulations may be uncoated or coated either to modify their disintegration and the subsequent absorption of the active ingredient within the gastrointestinal tract, or to improve their stability and/or appearance, in either case, using conventional coating agents and procedures well known in the art.

**[0081]** For example, tablets and capsules for oral administration may further contain conventional excipients including, but not limited to, fillers, disintegrants and wetting agents. Fillers include, but are not limited to, lactose, sugar, microcrystalline cellulose, maize starch, calcium phosphate, and sorbitol.

**[0082]** Binding agents include, but are not limited to, syrup, accacia, gelatin, sorbitol, tragacanth, mucilage of starch and polyvinylpyrrolidone.

**[0083]** Tablets may be coated according to methods well known in the art. For example, tablets and capsules for oral administration may contain conventional excipients including, but not limited to,

binding agents, fillers, lubricants, disintegrants and wetting agents.

**[0084]** Compositions for oral use may be in the form of hard gelatin capsules in which the active ingredient is mixed with an inert solid diluent, for example, calcium carbonate, calcium phosphate or kaolin, or as soft gelatin capsules in which the active ingredient is mixed with water or an oil such as peanut oil, liquid paraffin, or olive oil.

**[0085]** Aqueous suspensions generally contain the active ingredient in finely powdered form or in the form of nano or micronized particles together with one or more suspending agents, such as sodium carboxymethylcellulose, methylcellulose, hydroxypropyl methylcellulose, sodium alginate, polyvinyl-pyrrolidone, gum tragacanth and gum acacia; dispersing or wetting agents such as lecithin or condensation products of an alkylene oxide with fatty acids (for example polyoxyethylene stearate), or condensation products of ethylene oxide with long chain aliphatic alcohols, for example heptadecaethyleneoxycetanol, or condensation products of ethylene oxide with partial esters derived from fatty acids and a hexitol such as polyoxyethylene sorbitol monooleate, or condensation products of ethylene oxide with long chain aliphatic alcohols, for example heptadecaethyleneoxycetanol, or condensation products of ethylene oxide with partial esters derived from fatty acids and a hexitol such as polyoxyethylene sorbitol monooleate, or condensation products of ethylene oxide with partial esters derived from fatty acids and hexitol anhydrides, for example polyethylene sorbitan monooleate. The aqueous suspensions may also contain one or more preservatives such as ethyl or propyl *p*-hydroxybenzoate; anti-oxidants such as ascorbic acid); coloring agents; flavoring agents; and/or sweetening agents such as sucrose, saccharine or aspartame.

**[0086]** Oily suspensions may be formulated by suspending the active ingredient in a vegetable oil such as arachis oil, olive oil, sesame oil or coconut oil or in a mineral oil such as liquid paraffin. The oily suspensions may also contain a thickening agent such as beeswax, hard paraffin or cetyl alcohol. Sweetening agents such as those set out above, and flavoring agents may be added to provide a palatable oral preparation. These compositions may be preserved by the addition of an anti-oxidant such as ascorbic acid. Dispersible powders and granules suitable for preparation of an aqueous suspension by the addition of water generally contain the active ingredient together with a dispersing or wetting agent, suspending agent and one or more preservatives. Suitable dispersing or wetting agents and suspending agents are exemplified by those already mentioned above. Additional excipients such as sweetening, flavoring and coloring agents, may also be present.

**[0087]** The pharmaceutical compositions of the invention may also be in the form of oil-in-water emulsions. The oily phase may be a vegetable oil, such as olive oil or arachis oil, or a mineral oil, such as for example liquid paraffin or a mixture of any of these. Suitable emulsifying agents may be, for example, naturally-occurring gums such as gum acacia or gum tragacanth, naturally-occurring phosphatides such as soya bean, lecithin, an esters or partial esters derived from fatty acids and hexitol anhydrides (for example sorbitan monooleate) and condensation products of the said partial esters with ethylene oxide such as polyoxyethylene sorbitan monooleate. The emulsions may also contain sweetening, flavoring and preservative agents.

**[0088]** Syrups and elixirs may be formulated with sweetening agents such as glycerol, propylene glycol, sorbitol, aspartame or sucrose, and may also contain a demulcent, preservative, flavoring

and/or coloring agent.

**[0089]** The pharmaceutical compositions may also be in the form of a sterile injectable aqueous or oily suspension, which may be formulated according to known procedures using one or more of the appropriate dispersing or wetting agents and suspending agents, which have been mentioned above. A sterile injectable preparation may also be a sterile injectable solution or suspension in a non-toxic parenterally-acceptable diluent or solvent, for example a solution in 1,3-butanediol.

**[0090]** Compositions for administration by inhalation may be in the form of a conventional pressurized aerosol arranged to dispense the active ingredient either as an aerosol containing finely divided solid or liquid droplets. Conventional aerosol propellants such as volatile fluorinated hydrocarbons or hydrocarbons may be used and the aerosol device is conveniently arranged to dispense a metered quantity of active ingredient. Compositions for administration may also be formulated as a liposome preparation. The liposome preparation can comprise liposomes which penetrate the cells of interest or stratum corneum, and fuse with the cell membrane, resulting in delivery of the contents of the liposome into the cell. Other suitable formulations can employ niosomes. Niosomes are lipid vesicles similar to liposomes, with membrane consisting largely of nonionic lipids, some forms of which are effective for transporting compounds across the stratum corneum.

**[0091]** Compositions for administration may also be formulated as a depot preparation, which may be administered by implantation or by intramuscular injection. The compositions may be formulated with suitable polymeric or hydrophobic material (as an emulsion in acceptable oil), ion exchange resins, or sparingly soluble derivatives.

**[0092]** The compound of this invention can also be administered in sustained release forms or from sustained release drug delivery systems.

**[0093]** For further information on formulation, drug delivery as well as processing techniques the reader is referred to Remington's *Pharmaceutical Sciences* (21st Edition, 2005, University of the sciences in Philadelphia, Lippincott William & Wilkins or in *The Science and Practice of Pharmacy* (Remington: The Science & Practice of Pharmacy), 22nd Edition, 2012, Lloyd, Ed. Allen, Pharmaceutical Press). The amount of active ingredient that is combined with one or more excipients to produce a single dosage form will necessarily vary depending upon the host treated and the particular route of administration. For example, a formulation intended for oral administration to humans will generally contain, for example, from 0.5 mg to 4 g of active agent compounded with an appropriate and convenient amount of excipients which may vary from about 5 to about 98 percent by weight of the total composition. Dosage unit forms will generally contain about 1 mg to about 500 mg of an active ingredient. For further information on Routes of Administration and Dosage Regimes the reader is referred to Chapter 25.3 in Volume 5 of *Comprehensive Medicinal Chemistry* (Corwin Hansch; Chairman of Editorial Board), Pergamon Press 1990 and *Remington's Pharmaceutical Sciences, supra*.

**[0094]** As stated above the size of the dose required for the therapeutic or prophylactic treatment of a particular disease state will necessarily be varied depending on the host treated, the route of administration and the severity of the illness being treated. Preferably a daily dose in the range of

1-25 mg/kg is employed. Accordingly, the optimum dosage may be determined by the practitioner who is treating any particular patient.

**[0095]** In any of the pharmaceutical compositions, processes, methods, uses, medicaments, and manufacturing features mentioned herein, any of the alternate aspects of the compounds of the invention described herein also apply.

#### **Route of administration**

**[0096]** Compositions of this invention may be administered in any manner, including, but not limited to, orally, parenterally, sublingually, transdermally, vaginally, rectally, transmucosally, topically, via inhalation, via buccal or intranasal administration, or combinations thereof. The compositions of this invention may also be administered in the form of an implant, which allows the slow release of the compositions as well as slow controlled i.v. infusion. In a preferred embodiment, triaminopyrimidine derivatives according to the invention are administered orally.

**[0097]** In a particular embodiment, compounds of the invention are administered at a dose to humans of between about 1 mg and 1,500 mg such as for example at about 200 to 700 mg. In a further particular embodiment, compound of the invention are administered at a dose of less than 600 mg (e.g. from about 260 mg to about 520 mg).

**[0098]** This invention is further illustrated by the following examples that are not intended to limit the scope of the invention in any way.

**[0099]** The dosage administered, as single or multiple, to an individual will vary depending upon a variety of factors, including the pharmacokinetic properties, patient conditions and characteristics (sex, age, body, weight, health, size), extent of symptoms, concurrent treatments frequency of treatment and the effect desired.

#### **Combinations**

**[0100]** The compounds of the invention described herein may be applied as a sole therapy or may involve, in addition to a compound of the invention, one or more other substances and/or treatments. Such co-treatment may be achieved by way of the simultaneous, sequential or separate administration of the individual components of the treatment. Where the administration is sequential or separate, the delay in administering the second component should not be such as to lose the beneficial effect of the combination.

**[0101]** According to a particular embodiment of the invention, the compounds of the invention and pharmaceutical formulations thereof can be administered in combination with a co-agent useful in the treatment of malaria.

**[0102]** Suitable classes and substances include one or more antimalarial agents useful in the treatment and prevention of malaria such as, for example, artemisinin or an artemisinin derivative

(such as artemether or dihydroartemisinin), chloroquine, mefloquine, quinine, atoquone/proguanil, doxycycline, hydroxychloroquine, halofantrine, pyronaridine, lumefantrine, pyrimethamine-sulfadoxine and piperazine.

**[0103]** Are also included, amodiaquine, atovaquone, proguanil hydrochloride, Spiro[3H-indole-3,1'-[1H]pyrido[3,4-b]indol]-2(1H)-one (CAS Registry Number: 1193314-23-6), 5,7'-dichloro-6'-fluoro-2',3',4',9'-tetrahydro-3'-methyl-, (1'R,3'S)-, Sulfur, [4-[[2-(1,1-difluoroethyl)-5-methyl[1,2,4]triazolo[1,5-a]pyrimidin-7-yl]amino]phenyl] pentafluoro-] (CAS Registry Number: 1282041-94-4), Morpholine, and 4-[2-(4-cis-dispiro[cyclohexane-1,3'-[1,2,4]trioxolane-5',2"-tricyclo[3.3.1.1<sup>3,7</sup>]decan]-4-yl phenoxy)ethyl]-] (CAS Registry Number: 1029939-86-3).

**[0104]** Further co-agent useful in the context of the invention are selected from quinacrine, primaquine, tafenaquine, doxycycline, ferroquine, and arterolane.

**[0105]** The invention encompasses the administration of at least one compound of the invention according to the invention or of a pharmaceutical formulation thereof, wherein the compound of the invention or the pharmaceutical formulation thereof is administered to an individual prior to, simultaneously or sequentially with other therapeutic regimens or co-agents useful in the treatment of malaria (e.g. multiple drug regimens), in an effective amount. Compound of the invention or the pharmaceutical formulations thereof that are administered simultaneously with said co-agents can be administered in the same or different composition(s) and by the same or different route(s) of administration.

### **Patients**

**[0106]** In an embodiment, patients according to the invention are suffering from malaria.

**[0107]** In another embodiment, patients according to the invention are patients with a high risk of being infected by *Plasmodium*.

**[0108]** In another embodiment, patients according to the invention are patients with a high risk of being infected by *Plasmodium falciparum*.

**[0109]** In another embodiment, patients according to the invention are patients with a high risk of being infected by *Plasmodium vivax*.

### **Use according to the invention**

**[0110]** In one embodiment, the invention provides a use of a compound according to Formula (I) as described herein, as well pharmaceutically acceptable salt, hydrate, solvate, polymorph, tautomers, geometrical isomers, or optically active forms thereof for the preparation of a pharmaceutical composition for the treatment or prophylaxis of malaria. In another embodiment, the invention provides a compound according to Formula (I) as described herein for use in a method for

preventing or treating malaria in a patient. The method comprises administering an effective amount of a compound according to the invention, or a pharmaceutically acceptable salt or a pharmaceutically active derivative thereof or a pharmaceutical formulation thereof in a patient in need thereof.

**[0111]** In another embodiment, the invention provides a compound according to the invention as well as pharmaceutically acceptable salts or a pharmaceutically active derivative thereof or a pharmaceutical formulation thereof, for use in the treatment or prophylaxis of malaria.

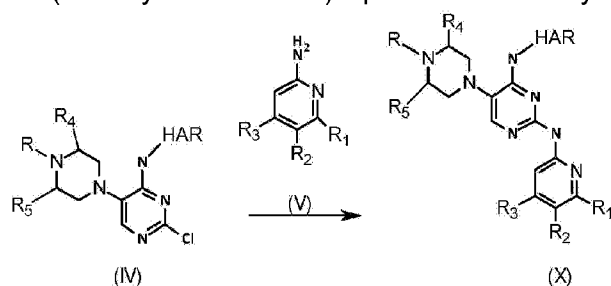
**[0112]** In another embodiment, the invention provides a compound according to the invention for use in preventing or treating malaria in a patient wherein the compound of the invention is to be administered in combination with a co-agent useful in the treatment of malaria.

**[0113]** In another embodiment, the invention provides a pharmaceutical composition comprising a compound of the invention according to the invention in combination with a co-agent useful in the treatment of malaria.

**[0114]** The compounds and compositions of this invention may be used in an ex-vivo method for inactivating parasitic infection in a cell comprising the step of contacting the cell with an effective amount of at least one compound according to the invention. According to a particular aspect, the cell is a primate cell such as a red blood cell for example a human cell.

### Process

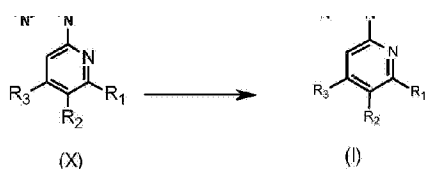
**[0115]** In another embodiment, the invention provides a process for the preparation of a compound of Formula (I) comprising the step of reacting a derivative according to Formula (IV) with a derivative of Formula (V) to lead to an intermediate of Formula (X) under palladium catalysed amination conditions (e.g. using 9,9-Dimethyl-4,5-bis(diphenylphosphino)xanthene and Tris(dibenzylideneacetone) dipalladium as catalyst) as follows:



wherein R is a protecting group (e.g. Boc).

**[0116]** In another embodiment, the invention provides a process for the preparation of a compound of Formula (I) comprising the step of reacting a derivative according to Formula (X) to lead to a compound of Formula (I) under acidic conditions (e.g. 4N hydrochloric acid or trifluoro acetic acid) as follows below.

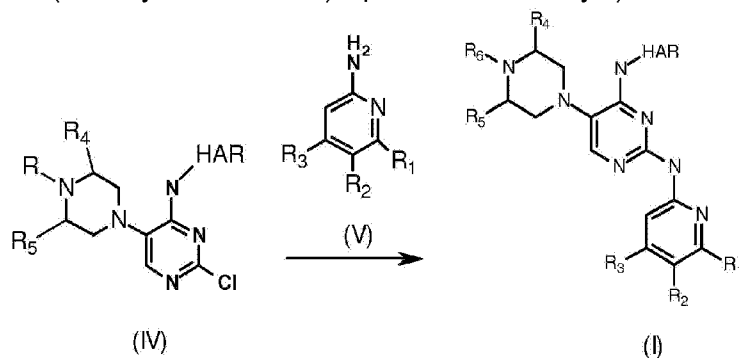




[0117] Wherein R is a protecting group (e.g. Boc).

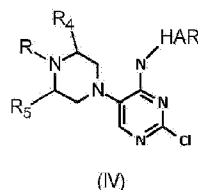
[0118] In a further optional step the compounds of Formula (I) where  $R_6 = H$  are further converted under reductive amination conditions to a further compound of Formula (I) wherein  $R_6 = \text{alkyl}$ .

[0119] In another embodiment, the invention provides a process for the preparation of a compound of Formula (I) comprising the step of reacting a derivative according to Formula (IV) with a derivative of Formula (V) to lead to an intermediate of Formula (X) under palladium catalysed amination conditions (e.g. using 9,9-Dimethyl-4,5-bis(diphenylphosphino)xanthene and Tris(dibenzylideneacetone) dipalladium as catalyst) as follows:



wherein R is  $R^6$  and  $R^6$  is alkyl.

[0120] In another embodiment, the invention provides an intermediate of Formula (IV) wherein  $R^4$ ,  $R^5$  and HAR are as defined herein and R is selected from a protecting group (e.g. Boc) and  $R^6$ :



[0121] In another embodiment, the invention provides an intermediate of Formula (IV) selected from the following group:

tert-butyl(4-(2-chloro-4-((1,5-dimethyl-1H-pyrazol-3-yl)amino)pyrimidin-5-yl)-2-methyl piperazine-1-carboxylate;

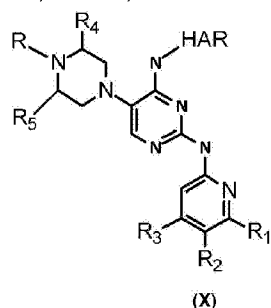
tert-butyl(4-(2-chloro-4-((1-ethyl-5-methyl-1H-pyrazol-3-yl)amino)pyrimidin-5-yl)-2-methylpiperazine-1-carboxylate;

tert-butyl(4-(2-chloro-4-((2-methyl-2H-1,2,3-triazol-4-yl)amino)pyrimidin-5-yl)-2-methylpiperazine-1-carboxylate;

tert-butyl 4-(2-chloro-4-((1-methyl-1H-1,2,3-triazol-4-yl)amino)pyrimidin-5-yl)-2-methylpiperazine-1-carboxylate; and

2-chloro-N-(1-methyl-1H-1,2,3-triazol-4-yl)-5-(4-methylpiperazin-1-yl)pyrimidin-4-amine.

**[0122]** In another embodiment, the invention provides an intermediate of Formula (X) wherein R<sup>1</sup>, R<sup>2</sup>, R<sup>3</sup>, R<sup>4</sup>, R<sup>5</sup> and HAR are as defined herein and R is a protecting group (e.g. Boc):



**[0123]** In another embodiment, the invention provides an intermediate of Formula (X) selected from the following group:

tert-butyl 4-(2-((4-cyclopropyl-5-fluoro-6-methylpyridin-2-yl)amino)-4-((1,5-dimethyl-1H-pyrazol-3-yl)amino)pyrimidin-5-yl)-2-methylpiperazine-1-carboxylate;

tert-butyl 4-(2-((4-cyclopropyl-5-fluoro-6-methylpyridin-2-yl)amino)-4-((1-ethyl-5-methyl-1H-pyrazol-3-yl)amino)pyrimidin-5-yl)-2-methylpiperazine-1-carboxylate;

tert-butyl 4-(2-((4-cyclopropyl-5-fluoro-6-methylpyridin-2-yl)amino)-4-((1-methyl-1H-1,2,3-triazol-4-yl)amino)pyrimidin-5-yl)-2-methylpiperazine-1-carboxylate;

tert-butyl 4-(2-((5-chloro-4-cyclopropyl-6-methylpyridin-2-yl)amino)-4-((1,5-dimethyl-1H-pyrazol-3-yl)amino)pyrimidin-5-yl)-2-methylpiperazine-1-carboxylate;

tert-butyl 4-(2-((5-cyano-4-cyclopropyl-6-methylpyridin-2-yl)amino)-4-((1,5-dimethyl-1H-pyrazol-3-yl)amino)pyrimidin-5-yl)-2-methylpiperazine-1-carboxylate;

tert-butyl 4-(4-((1,5-dimethyl-1H-pyrazol-3-yl)amino)-2-((4-ethyl-5-fluoro-6-methylpyridin-2-yl)amino)pyrimidin-5-yl)-2-methylpiperazine-1-carboxylate;

tert-butyl 4-(4-((1,5-dimethyl-1H-pyrazol-3-yl)amino)-2-((4-ethyl-5-fluoro-6-methylpyridin-2-yl)amino)pyrimidin-5-yl)-2-methylpiperazine-1-carboxylate;

tert-butyl 4-(2-((4-cyclobutyl-5-fluoro-6-methylpyridin-2-yl)amino)-4-((1,5-dimethyl-1H-pyrazol-3-yl)amino)pyrimidin-5-yl)-2-methylpiperazine-1-carboxylate;

tert-butyl 4-(2-((5-chloro-4-cyclopropyl-6-methylpyridin-2-yl)amino)-4-((2-methyl-2H-1,2,3-triazol-4-yl)amino)pyrimidin-5-yl)-2-methylpiperazine-1-carboxylate;

tert-butyl 4-(2-((5-chloro-4-cyclopropyl-6-methylpyridin-2-yl)amino)-4-((1-methyl-1H-1,2,3-triazol-4-yl)amino)pyrimidin-5-yl)-2-methylpiperazine-1-carboxylate; and

tert-butyl 4-(2-((3-cyclopropyl-4-fluoro-5-methylphenyl)amino)-4-((2-methyl-2H-1,2,3-triazol-4-yl)amino)pyrimidin-5-yl)-2-methylpiperazine-1-carboxylate.

**[0124]** If not commercially available, the necessary starting materials for the procedures such as those described herein may be made by procedures which are selected from standard organic chemical techniques, techniques which are analogous to the synthesis of known, structurally similar compounds, or techniques which are analogous to the described procedure or the procedures described in the Examples.

**[0125]** It is noted that many of the starting materials for synthetic methods as described herein are commercially available and/or widely reported in the scientific literature, or could be made from commercially available compounds using adaptations of processes reported in the scientific literature. The reader is further referred to *Advanced Organic Chemistry*, 5th Edition, by Jerry March and Michael Smith, published by John Wiley & Sons 2001, for general guidance on reaction conditions and reagents.

**[0126]** It will also be appreciated that in some of the reactions mentioned herein it may be necessary/desirable to protect any sensitive groups in compounds. The instances where protection is necessary or desirable are known to those skilled in the art, as are suitable methods for such protection. Conventional protecting groups may be used in accordance with standard practice (for *illustration see* T.W. Greene, *Protective Groups in Organic Synthesis*, published by John Wiley and Sons, 1991) and as described hereinabove.

## **EXAMPLES**

**[0127]** The invention is now illustrated by, but not limited to, the following Examples, for which, unless otherwise stated:

1. (i) evaporations were carried out by rotary evaporation *in vacuo* and work-up procedures were carried out after removal of residual solids by filtration;
2. (ii) temperatures are quoted as °C; operations were carried out at room temperature, that is typically in the range 18-26 °C and without the exclusion of air unless otherwise stated, or unless the skilled person would otherwise work under an inert atmosphere;
3. (iii) column chromatography (by the flash procedure) was used to purify compounds and was performed on Merck Kieselgel silica (Art. 9385) unless otherwise stated;
4. (iv) in general, the course of reactions was followed by TLC, HPLC, or LC/MS and reaction times are given for illustration only; yields are given for illustration only and are not necessarily the maximum attainable;
5. (v) the structure of the end-products of the invention was generally confirmed by NMR and mass spectral techniques. Proton magnetic resonance spectra were generally determined in DMSO- $d_6$  unless otherwise stated, using a Bruker DRX-300 spectrometer or a Bruker DRX-

400 spectrometer, operating at a field strength of 300 MHz, or 400 MHz, respectively. In cases where the NMR spectrum is complex, only diagnostic signals are reported. Chemical shifts are reported in parts per million downfield from tetramethylsilane as an external standard ( $\delta$  scale) and peak multiplicities are shown thus: s, singlet; d, doublet; dd, doublet of doublets; dt, doublet of triplets; dm, doublet of multiplets; t, triplet, m, multiplet; br, broad. Fast-atom bombardment (FAB) mass spectral data were generally obtained using a Platform spectrometer (supplied by Micromass) run in electrospray and, where appropriate, either positive ion data or negative ion data were collected or using Agilent 1100 series LC/MS equipped with Sedex 75ELSD, and where appropriate, either positive ion data or negative ion data were collected. The lowest mass major ion is reported for molecules where isotope splitting results in multiple mass spectral peaks (for example when chlorine is present). Reverse Phase HPLC was carried out using YMC Pack ODS-AQ (100x20 mmID, S-5 $\mu$  particle size, 12 nm pore size) on Agilent instruments;

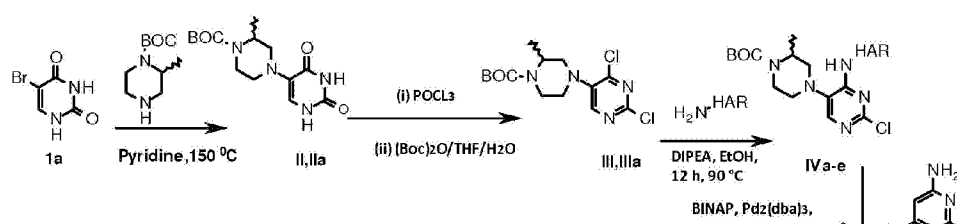
6. (vi) each intermediate was purified to the standard required for the subsequent stage and was characterized in sufficient detail to confirm that the assigned structure was correct; purity was assessed by HPLC, TLC, or NMR and identity was determined by infra-red spectroscopy (IR), mass spectroscopy or NMR spectroscopy as appropriate; and

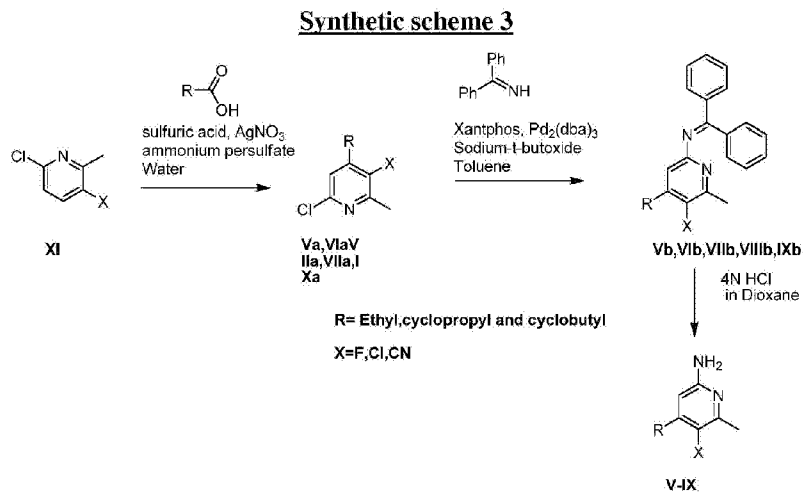
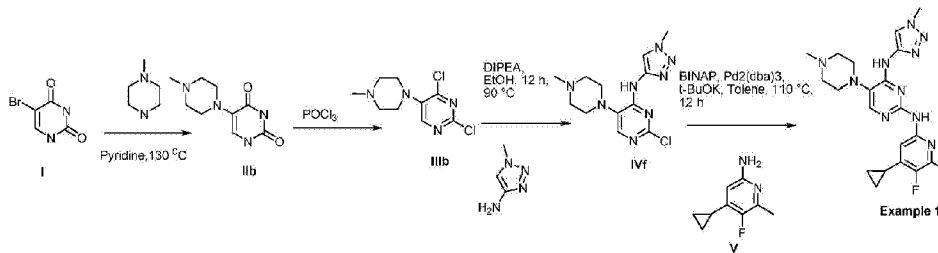
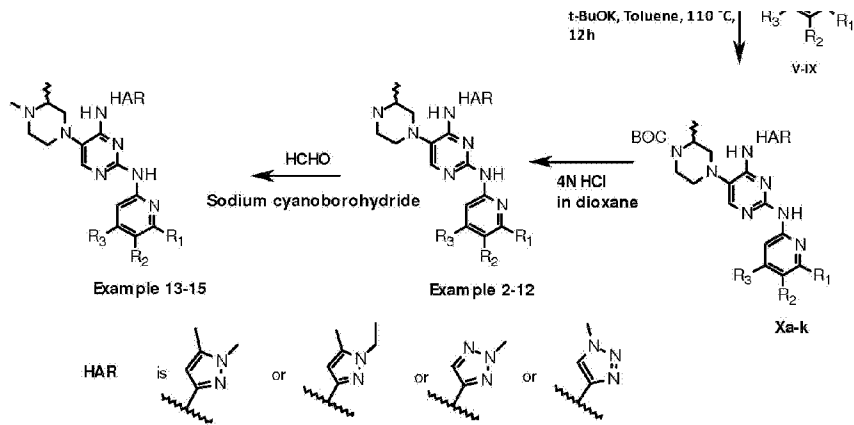
7. (vii) the following abbreviations may be used:

ACN - acetonitrile; TLC- thin layer chromatography; HPLC -high pressure liquid chromatography; MPLC - medium pressure liquid chromatography; NMR - nuclear magnetic resonance spectroscopy; DMA Dimethylacetamide- DMSO - dimethylsulfoxide; CDCl<sub>3</sub> - deuterated chloroform; MeOD -deuterated methanol, i.e. D<sub>3</sub>COD; MS - mass spectroscopy; ESP (or ES) - electrospray; HBSS - Hank's balanced salt solution; EI - electron impact; APCI - atmospheric pressure chemical ionization; THF - tetrahydrofuran; DCM - dichloromethane; HPMC- Hydroxypropyl Methylcellulose; MeOH - methanol; DMF -dimethylformamide; EtOAc - ethyl acetate; LC/MS - liquid chromatography/mass spectrometry; h - hour(s); min is minute(s); d - day(s); MTBD - N-methyl-1,5,7-triazabicyclo[4.4.0]dec-5-ene; NADPH - Nicotinamide adenine dinucleotide phosphate - reduced form; PEG - Polyethylene Glycol; RT- room temperature; TEER - Trans epithelial electric resistance; TFA - trifluoroacetic acid; v/v - ratio of volume/volume; Boc denotes t-butoxycarbonyl; Cbz denotes benzyloxycarbonyl; Bz denotes benzoyl; atm denotes atmospheric pressure; rt denotes room temperature; mg denotes milligram; g denotes gram;  $\mu$ L denotes microliter; mL denotes milliliter; L denotes liter;  $\mu$ M denotes micromolar; mM denotes millimolar; M denotes molar; N denotes normal; nm denotes nanometer.

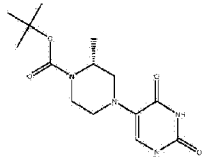
**[0128]** In accordance with the invention, the compounds of generic formula (I) may be prepared according to the processes that follow. The synthesis of the intermediates (II-Xk) and compounds of generic formula (I) are described in Scheme 1, 2 and 3.

#### Synthetic scheme 1



**Intermediate II****(R)-tert-butyl-4-(2,4-dioxo-1,2,3,4-tetrahydropyrimidin-5-yl)-2-methylpiperazine-1-carboxylate**

[0129]

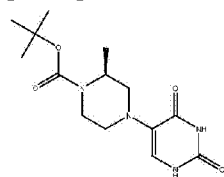


**[0130]** In a Biotage microwave vial, 5-bromopyrimidine-2,4(1H,3H)-dione (Ia) (24 g, 125.67 mmol, Aldrich) and (R)-tert-butyl 2-methylpiperazine-1-carboxylate (37.8 g, 188.50 mmol, Activate Scientific) were taken in pyridine (12 mL) and irradiated at 150 °C for 90 min. Pyridine was removed under vacuum and residue was poured in water to get the suspension, which was filtered and vacuum dried to get solid of (R)-tert-butyl-4-(2,4-dioxo-1,2,3,4-tetrahydropyrimidin-5-yl)-2-methylpiperazine-1-carboxylate (22.00 g, 56.4 %). Note: Reaction was done in 12 batches of 2 g each. All combined and work up was done. <sup>1</sup>H NMR (300 MHz, DMSO-*d*6) δ ppm 1.19 (d, *J*=6.78 Hz, 3 H) 1.40 (s, 9 H) 2.30 (d, *J*=2.83 Hz, 1 H) 2.42 (dd, *J*=11.30, 3.58 Hz, 1 H) 2.93 - 3.22 (m, 3 H) 3.72 (d, *J*=13.19 Hz, 1 H) 4.12 (br. s., 1 H) 6.73 (d, *J*=4.71 Hz, 1 H) 10.51 (br. s., 1 H) 11.10 (s, 1 H) MS (ES<sup>+</sup>), (M+H)<sup>+</sup> = 310.09 for C<sub>4</sub>H<sub>22</sub>N<sub>4</sub>O<sub>4</sub>.

### Intermediate IIa

#### (S)-tert-butyl-4-(2,4-dioxo-1,2,3,4-tetrahydropyrimidin-5-yl)-2-methylpiperazine-1-carboxylate

**[0131]**

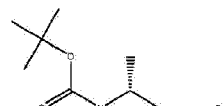


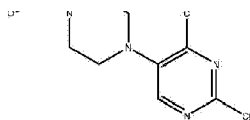
**[0132]** Intermediate IIa was prepared from 5-bromopyrimidine-2,4(1H,3H)-dione (Aldrich) and (S)-tert-butyl 2-methylpiperazine-1-carboxylate (Activate Scientific) using procedure analogous to intermediate II. <sup>1</sup>H NMR (300 MHz, DMSO-*d*6) δ ppm 1.19 (d, *J*=6.78 Hz, 3 H) 1.40 (s, 9 H) 2.30 (d, *J*=2.83 Hz, 1 H) 2.42 (dd, *J*=11.30, 3.58 Hz, 1 H) 2.93 - 3.22 (m, 3 H) 3.72 (d, *J*=13.19 Hz, 1 H) 4.12 (br. s., 1 H) 6.73 (d, *J*=4.71 Hz, 1 H) 10.51 (br. s., 1 H) 11.10 (s, 1 H) MS (ES<sup>+</sup>), (M+H)<sup>+</sup> = 310.09 for C<sub>14</sub>H<sub>22</sub>N<sub>4</sub>O<sub>4</sub>.

### Intermediate III

#### (R)-tert-butyl 4-(2,4-dichloropyrimidin-5-yl)-2-methylpiperazine-1-carboxylate

**[0133]**



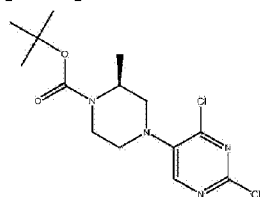


**[0134]** In a 2L round-bottomed flask, (R)-tert-butyl 4-(2,4-dioxo-1,2,3,4-tetrahydropyrimidin-5-yl)-2-methylpiperazine-1-carboxylate (22 g, 70.89 mmol, **Intermediate II**) taken in phosphorus oxychloride (793 ml, 8506.56 mmol) to give a brown suspension. The reaction mixture was refluxed for 5-6 h, reaction was monitored by LCMS and identified the required mass. Phosphorus oxychloride was distilled out under reduced pressure, the remaining oil was diluted with THF (250mL) and crushed ice 400 g), the reaction mixture was basified to pH 8. To this was added Di-tert-butyl dicarbonate (22.17 ml, 96.41 mmol, Aldrich) was added to the mixture and stirred for 16 h at rt. The reaction mixture was diluted with methanol and filtered it off to remove excess salt. The solvent was removed under vacuum and residue was diluted with water (50 mL) and extracted with ethyl acetate (500 mL x 3). Organic layers were dried over sodium sulphate and solvent was removed under reduced pressure. The residue was loaded on silica gel and purified to obtain solid of (R)-tert-butyl 4-(2,4-dichloropyrimidin-5-yl)-2-methylpiperazine-1-carboxylate (23.00 g, 93 %). <sup>1</sup>H NMR (300 MHz, CDCl<sub>3</sub>) δ ppm 1.31 (d, *J*=6.78 Hz, 3 H) 1.37 - 1.47 (m, 9 H) 2.70 - 2.93 (m, 2 H) 3.15 - 3.29 (m, 3 H) 3.94 (d, *J*=13.94 Hz, 1 H) 4.33 (br. s., 1 H) 8.11 (s, 1 H) MS (ES<sup>+</sup>), (M+H)<sup>+</sup> = 349 for C<sub>14</sub>H<sub>20</sub>Cl<sub>2</sub>N<sub>4</sub>O<sub>2</sub>.

### Intermediate IIIa

### (S)-tert-butyl 4-(2,4-dichloropyrimidin-5-yl)-2-methylpiperazine-1-carboxylate

**[0135]**



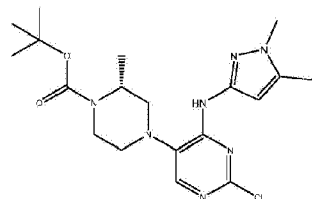
**[0136]** **Intermediate IIIa** was prepared from **Ila** using procedure analogous to intermediate **III**. <sup>1</sup>H NMR (300 MHz, CDCl<sub>3</sub>) δ ppm 1.31 (d, *J*=6.78 Hz, 3 H) 1.37 - 1.47 (m, 9 H) 2.70 - 2.93 (m, 2 H) 3.15 - 3.29 (m, 3 H) 3.94 (d, *J*=13.94 Hz, 1 H) 4.33 (br. s., 1 H) 8.11 (s, 1 H) MS (ES<sup>+</sup>), (M+H)<sup>+</sup> = 349 for C<sub>14</sub>H<sub>20</sub>Cl<sub>2</sub>N<sub>4</sub>O<sub>2</sub>.

### Intermediate IVa

(R)-tert-butyl 4-(2-chloro-4-((1,5-dimethyl-1H-pyrazol-3-yl)amino)pyrimidin-5-yl)-2-

## methylpiperazine-1-carboxylate

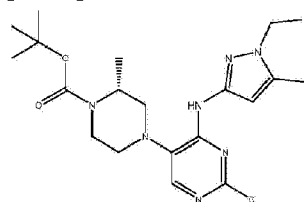
[0137]



[0138] In a 25 mL Biotage microwave vial (R)-tert-butyl 4-(2,4-dichloropyrimidin-5-yl)-2-methylpiperazine-1-carboxylate (500 mg, 1.44 mmol, **Intermediate III**) and 1,5-dimethyl-1H-pyrazol-3-amine (160 mg, 1.44 mmol, Princeton Bio.) was taken in ethanol (10 mL). N,N-diisopropylethylamine (0.754 mL, 4.32 mmol) was added and the reaction mass was subjected to microwave irradiation at 120 °C for 4 hours. The reaction was monitored by LCMS and identified the required mass. Reaction mass was cooled and evaporated to dryness and the residue was then chromatographed with EtOAc/Hexane on silica to get pure solid of (R)-tert-butyl 4-(2-chloro-4-((1,5-dimethyl-1H-pyrazol-3-yl)amino)pyrimidin-5-yl)-2-methyl piperazine-1-carboxylate (300 mg, 49.4 %) MS (ES<sup>+</sup>), (M+H)<sup>+</sup>=422.20 for C<sub>19</sub>H<sub>28</sub>ClN<sub>7</sub>O<sub>2</sub>

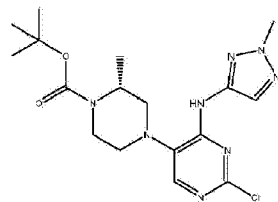
**Intermediate IVb****(R)-tert-butyl 4-(2-chloro-4-((1-ethyl-5-methyl-1H-pyrazol-3-yl)amino)pyrimidin-5-yl)-2-methylpiperazine-1-carboxylate**

[0139]

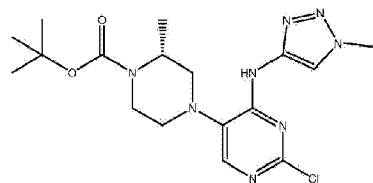


[0140] **Intermediate IVb** was prepared from 1-ethyl,5-methyl-1H-pyrazol-3-amine (ChemCollect) and **Intermediate III** using procedure analogous to **intermediate IVa** . Yield : 63.7 %, MS (ES<sup>+</sup>), (M+H)<sup>+</sup>=436.38 for C<sub>20</sub>H<sub>30</sub>ClN<sub>7</sub>O<sub>2</sub>.

**Intermediate IVc****(R)-tert-butyl 4-(2-chloro-4-((2-methyl-2H-1,2,3-triazol-4-yl)amino)pyrimidin-5-yl)-2-**

**methylpiperazine-1-carboxylate****[0141]**

**[0142]** In a 50 ml round bottom flask 2-methyl-2H-1,2,3-triazol-4-amine hydrochloride (388 mg, 2.88 mmol, ChemBridge) was taken in DCM (2 mL) and Triethyl amine (200 mL, 1.44 mmol) was added under ice cooling and stirred for 5 min. This was evaporated completely to dryness. Residue was dissolved in DMF (10 mL) and cooled using ice bath. Sodium hydride (173 mg, 4.32 mmol) was added and stirred at cold for 15 mins and (R)-tert-butyl 4-(2,4-dichloropyrimidin-5-yl)-2-methylpiperazine-1-carboxylate (500 mg, 1.44 mmol, **Intermediate III**) was added. The resulting reaction mixture was stirred at RT for overnight. Reaction was followed by LCMS and identified required mass. DMF was evaporated and the suspension was then partitioned between water and ethyl acetate. Organic layers were combined, dried over sodium sulphate, concentrated to dryness and purified on combiflash to get (R)-tert-butyl 4-(2-chloro-4-((2-methyl-2H-1,2,3-triazol-4-yl)amino)pyrimidin-5-yl)-2-methylpiperazine-1-carboxylate (180 mg, 30.6 %). MS (ES<sup>+</sup>), (M+H)<sup>+</sup>=409.36 for C<sub>17</sub>H<sub>25</sub>ClN<sub>8</sub>O<sub>2</sub>.

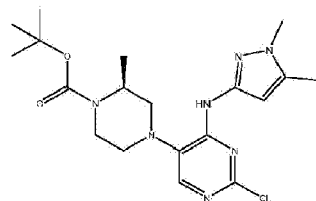
**Intermediate IVd****(R)-tert-butyl 4-(2-chloro-4-((1-methyl-1H-1,2,3-triazol-4-yl)amino)pyrimidin-5-yl)-2-methylpiperazine-1-carboxylate****[0143]**

**[0144]** **Intermediate IVd** was prepared from 1-methyl-1H-1,2,3-triazol-4-amine hydrochloride (ChemBridge) and **Intermediate III** using procedure analogous to **intermediate IVc** Yield: 51 %. MS (ES<sup>+</sup>), (M+H)<sup>+</sup>=409.32 for C<sub>17</sub>H<sub>25</sub>ClN<sub>8</sub>O<sub>2</sub>.

**Intermediate IVe**

**(S)-tert-butyl 4-(2-chloro-4-((1,5-dimethyl-1H-pyrazol-3-yl)amino)pyrimidin-5-yl)-2-methylpiperazine-1-carboxylate**

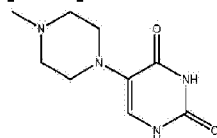
[0145]



[0146] **Intermediate IVe** was prepared from 1,5-dimethyl-1H-pyrazol-3-amine (160 mg, 1.44 mmol, Princeton Bio.) and **Intermediate IIIa** using procedure analogous to **intermediate Iva**. Yield: 49 %, MS (ES<sup>+</sup>), (M+H)<sup>+</sup>=422.20 for C<sub>19</sub>H<sub>28</sub>ClN<sub>7</sub>O<sub>2</sub>.

**Intermediate IIb****5-(4-methylpiperazin-1-yl)pyrimidine-2,4(1H,3H)-dione**

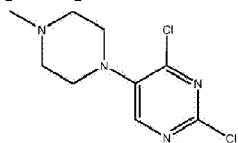
[0147]



[0148] In a 20 mL Biotage microwave vial 5-Bromouracil (3 g, 15.71 mmol, Aldrich) and N-methylpiperazine (2.61 mL, 23.56 mmol, Aldrich) were taken in pyridine (15 mL) to give a white suspension. The vial was then capped and subjected to microwave irradiation for 45 mins at 150 °C . The reaction was monitored by LCMS and identified the required mass. Pyridine was removed under vacuum and the residue was then triturated with ethyl acetate and the suspension was filtered off and vacuum dried to get 5-(4-methylpiperazin-1-yl) pyrimidine-2,4(1H,3H)-dione (3.30 g, 100 %) as a dark grey solid. <sup>1</sup>H NMR (300 MHz, DMSO-*d*<sub>6</sub>) δ ppm 2.07 (s, 3 H) 2.43 - 2.49 (m, 4 H) 2.98 - 3.09 (m, 4 H) 7.21 (s, 1H) 10.84 (br. s., 1 H) MS (ES<sup>+</sup>), (M+H)<sup>+</sup> = 211.09 for C<sub>9</sub>H<sub>14</sub>N<sub>4</sub>O<sub>2</sub>.

**Intermediate IIIb****2,4-dichloro-5-(4-methylpiperazin-1-yl)pyrimidine**

[0149]

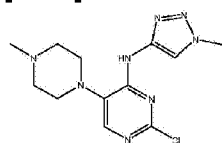


[0150] In a 250 mL two neck round-bottomed flask 5-(4-methylpiperazin-1-yl)pyrimidine-2,4(1H,3H)-dione (3.30 g, 15.70 mmol, **Intermediate IIb**) was taken in phosphorus oxychloride (200 ml, 2145.67 mmol) to give a brown suspension. The reaction mass was then heated to 120°C for 4 hrs. The reaction was monitored by LCMS and identified required mass. Phosphorus oxychloride was evaporated under vacuum to get a thick dark residue. Ice was added to it and was neutralized with sodium bicarbonate to pH 8 under cooling. The suspension was then extracted with 10% Methanol in dichloromethane. The organic layer was dried over sodium sulphate and solvent was removed under vacuum to get residue, which was purified on combiflash with Methanol and dichloromethane to get solid of 2,4-dichloro-5-(4-methylpiperazin-1-yl)pyrimidine (1.100 g, 28.4 %). <sup>1</sup>H NMR (300 MHz, CDCl<sub>3</sub>) δ ppm 2.34 - 2.38 (s, 3 H) 2.52 - 2.63 (m, 4 H) 3.13 (br. s., 4 H) 8.64 (s, 1H) MS (ES<sup>+</sup>), (M+H)<sup>+</sup>=247 for C<sub>9</sub>H<sub>12</sub>Cl<sub>2</sub>N<sub>4</sub>.

#### Intermediate IVf

#### 2-chloro-N-(1-methyl-1H-1,2,3-triazol-4-yl)-5-(4-methylpiperazin-1-yl)pyrimidin-4-amine

[0151]



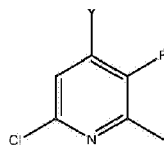
[0152] **Intermediate IVf** was prepared from 1-methyl-1H-1,2,3-triazol-4-amine hydrochloride (ChemBridge) and **Intermediate IIIb** using procedure analogous to **intermediate IVc**. Yield: 29.5 %. MS (ES<sup>+</sup>), (M+H)<sup>+</sup>=309.32 for C<sub>12</sub>H<sub>15</sub>ClN<sub>8</sub>.

#### Intermediate Va

#### 6-chloro-4-cyclopropyl-3-fluoro-2-methylpyridine

[0153]



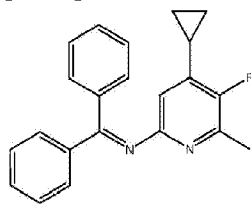


**[0154]** In a 100 ml three necked round bottom flask equipped with condenser and thermometer, solution of sulfuric acid (1.318 mL, 24.73 mmol) in water (45 mL) was taken and to this cyclopropanecarboxylic acid (2.129 g, 24.73 mmol, Aldrich), Silver nitrate (1.260 g, 7.42 mmol) were added. To the resultant suspension 6-chloro-3-fluoro-2-methylpyridine (1.8 g, 12.37 mmol, Matrix Scientific) was added to give a white suspension. The mixture was heated to 70 °C and then freshly prepared Ammonium persulfate (8.47 g, 37.10 mmol) solution in water (35 mL) was added drop wise for 20 min. After completion of addition, heating source was removed and kept for carbon dioxide evolution. The reaction was monitored by TLC. Then mixture was cooled and work up with sodium bicarbonate to the neutral pH and the compound was extracted into diethyl ether (3X50ml).organic layer was evaporated to obtain crude sample 2.1g. The crude sample was purified on silica gel using DCM-Hexane to obtain 6-chloro-4-cyclopropyl-3-fluoro-2-methylpyridine (0.540 g, 23.53 %) <sup>1</sup>H NMR (300 MHz, DMSO-*d*<sub>6</sub>) δ ppm 0.87 - 0.95 (m, 2 H) 1.05 - 1.15 (m, 2 H) 2.00 - 2.12 (m, 1 H) 2.38 (d, *J*=3.20 Hz, 3 H) 6.96 (d, *J*=4.71 Hz, 1 H) MS (ES<sup>+</sup>), (M+H)<sup>+</sup> = 186.05 for C<sub>9</sub>H<sub>9</sub>ClFN.

#### **Intermediate Vb**

#### **4-cyclopropyl-N-(diphenylmethylene)-5-fluoro-6-methylpyridin-2-amine**

**[0155]**



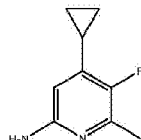
**[0156]** 6-chloro-4-cyclopropyl-3-fluoro-2-methylpyridine (**Intermediate Va**, 532 mg, 2.87 mmol) was taken in a 25ml thermal reactor and was dissolved in Toluene (10 mL). Benzenemethanimine, alpha-phenyl- (0.721 mL, 4.30 mmol, Aldrich), racemic-2,2'-Bis(diphenylphosphino)-1,1'-binaphthyl (71.4 mg, 0.11 mmol, Aldrich), Palladium (II) acetate (25.7 mg, 0.11 mmol, Aldrich) and Cesium carbonate (1401 mg, 4.30 mmol) were added into this and the resulting mixtures was refluxed at 120°C under nitrogen for overnight. Reaction was monitored with LCMS showed product formation. Resultant mass was concentrated and purified over combiflash followed by gilson HPLC to get pure yellow gum of 4-cyclopropyl-N-(diphenylmethylene)-5-fluoro-6-methylpyridin-2-amine (350 mg, 37.0 %) <sup>1</sup>H NMR (300 MHz, DMSO-*d*<sub>6</sub>) δ ppm 0.44 - 0.55 (m, 2 H) 0.82 - 1.02 (m, 2 H) 1.81 - 1.96 (m, 1 H) 2.25 (d, *J*=3.20 Hz, 3 H) 5.98 (d, *J*=4.90 Hz, 1 H) 7.10 (dd, *J*=6.59, 2.83 Hz, 2 H) 7.28 - 7.37 (m,

3 H) 7.44 - 7.60 (m, 3 H) 7.62 - 7.71 (m, 2 H) MS (ES<sup>+</sup>), (M+H)<sup>+</sup> = 331.40 for C<sub>22</sub>H<sub>19</sub>FN<sub>2</sub>.

### Intermediate V

#### 4-cyclopropyl-5-fluoro-6-methylpyridin-2-amine hydrochloride

[0157]

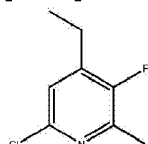


[0158] In a 50 mL round-bottomed flask 4-cyclopropyl-N-(diphenylmethylene)-5-fluoro-6-methylpyridin-2-amine (350 mg, 1.06 mmol) was taken in 1,4-dioxane (10 mL) colorless solution. HCl in Dioxane (4 ml, 16.00 mmol) was added slowly at rt. Reaction mass was stirred at RT for 2h shows reaction completed which is confirmed by LCMS. Reaction mass was concentrated and triturated with acetonitrile to get white solid of 4-cyclopropyl-5-fluoro-6-methylpyridin-2-amine (200 mg, 93 %) as a hydrochloride salt. <sup>1</sup>H NMR (300 MHz, DMSO-*d*<sub>6</sub>) δ ppm 0.77 - 0.92 (m, 2 H) 1.14 - 1.27 (m, 2 H) 1.97 - 2.18 (m, 1 H) 2.37 (d, *J*=3.01 Hz, 3 H) 6.33 (d, *J*=5.84 Hz, 1 H) 7.49 (br. s., 2 H) 14.19 (br. s., 1H) MS (ES<sup>+</sup>), (M+H)<sup>+</sup> = 167.12 for C<sub>9</sub>H<sub>11</sub>FN<sub>2</sub>,

### Intermediate VIa

#### 6-chloro-4-ethyl-3-fluoro-2-methylpyridine

[0159]

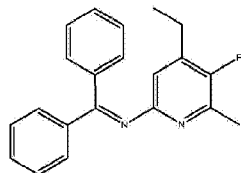


[0160] **Intermediate VIa** was prepared from 6-chloro-3-fluoro-2-methylpyridine (Matrix Scientific) and propionic acid using procedure analogous to **intermediate Va**. Yield: 50.5% <sup>1</sup>H NMR (300 MHz, DMSO-*d*<sub>6</sub>) δ ppm 1.18 (t, *J*=7.54 Hz, 3 H) 2.26 (d, *J*=1.13 Hz, 3 H) 2.63 - 2.81 (m, 2 H) 7.36 (d, *J*=4.71 Hz, 1 H). MS (ES<sup>+</sup>), (M+H)<sup>+</sup> = 174.12 for C<sub>8</sub>H<sub>9</sub>ClFN.

### Intermediate VI b

**N-(diphenylmethylene)-4-ethyl-5-fluoro-6-methylpyridin-2-amine**

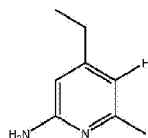
[0161]



[0162] **Intermediate VIb** was prepared from **Intermediate Via** using procedure analogous to **intermediate Vb**. Yield: 28%  $^1\text{H}$  NMR (300 MHz,  $\text{DMSO-}d_6$ )  $\delta$  ppm 1.18 (t,  $J=7.54$  Hz, 3 H) 2.26 (d,  $J=1.13$  Hz, 3 H) 2.63 - 2.81 (m, 2 H) 5.98 (d,  $J=4.90$  Hz, 1 H) 7.10 (dd,  $J=6.59, 2.83$  Hz, 2 H) 7.28 - 7.37 (m, 3 H) 7.44 - 7.60 (m, 3 H) 7.62 - 7.71 (m, 2 H) MS ( $\text{ES}^+$ ),  $(\text{M}+\text{H})^+ = 319.12$  for  $\text{C}_{21}\text{H}_{19}\text{FN}_2$ .

**Intermediate VI****4-ethyl-5-fluoro-6-methylpyridin-2-amine hydrochloride**

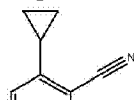
[0163]

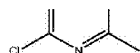


[0164] **Intermediate VI** was prepared from **Intermediate VIb** using procedure analogous to **intermediate V**. Yield: 94 %,  $^1\text{H}$  NMR (300 MHz,  $\text{DMSO-}d_6$ )  $\delta$  ppm 1.18 (t,  $J=7.54$  Hz, 3 H) 2.26 (d,  $J=1.13$  Hz, 3 H) 2.63 - 2.81 (m, 2 H) 7.36 (d,  $J=4.71$  Hz, 1 H). MS ( $\text{ES}^+$ ),  $(\text{M}+\text{H})^+ = 155.06$  for  $\text{C}_8\text{H}_{11}\text{FN}_2$ .

**Intermediate VIIa****6-chloro-4-cyclopropyl-2-methylnicotinonitrile**

[0165]



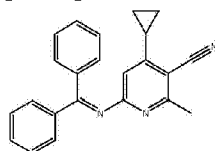


[0166] **Intermediate VIIa** was prepared from 6-chloro-2-methylnicotino nitrile (Manchester organics) and propionic acid using procedure analogous to **intermediate Va**. Yield: 14 % MS (ES<sup>+</sup>), (M+H)<sup>+</sup> = 193.10 for C<sub>10</sub>H<sub>9</sub>ClN<sub>2</sub>.

#### Intermediate VIIb

#### 4-cyclopropyl-6-((diphenylmethylene)amino)-2-methylnicotinonitrile

[0167]

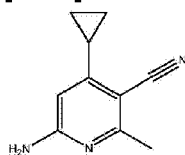


[0168] **Intermediate VIIb** was prepared from **Intermediate VIIa** using procedure analogous to **intermediate Vb**. Yield: 81% MS (ES<sup>+</sup>), (M+H)<sup>+</sup> = 338.40 for C<sub>23</sub>H<sub>19</sub>N<sub>3</sub>.

#### Intermediate VII

#### 6-amino-4-cyclopropyl-2-methylnicotinonitrile hydrochloride

[0169]

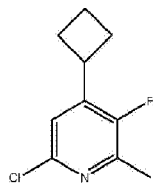


[0170] **Intermediate VII** was prepared from **Intermediate VIIb** using procedure analogous to **intermediate V**. Yield: 38.6 % MS (ES<sup>+</sup>), (M+H)<sup>+</sup> = 174.14 for C<sub>10</sub>H<sub>11</sub>N<sub>3</sub>.

#### Intermediate VIIIa

#### 6-chloro-4-cyclobutyl-3-fluoro-2-methylpyridine

[0171]

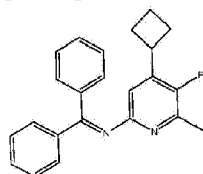


[0172] **Intermediate VIIIa** was prepared from 6-chloro-3-fluoro-2-methylpyridine (Matrix Scientific) and cyclobutanecarboxylic acid using procedure analogous to **intermediate Va**. Yield: 21 % MS ( $ES^+$ ),  $(M+H)^+ = 200$  for  $C_{10}H_{11}ClFN$ .

### Intermediate VIIIb

### 4-cyclobutyl-N-(diphenylmethylene)-5-fluoro-6-methylpyridin-2-amine

[0173]

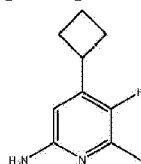


[0174] **Intermediate VIIIb** was prepared from **Intermediate VIIIa** using procedure analogous to **intermediate Vb**. Yield: 40 % MS ( $ES^+$ ),  $(M+H)^+ = 346$  for  $C_{23}H_{21}FN_2$ .

### Intermediate VIII

### 4-cyclobutyl-5-fluoro-6-methylpyridin-2-amine hydrochloride

[0175]



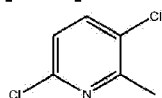
[0176] **Intermediate VIII** was prepared from **Intermediate VIIIb** using procedure analogous to

**intermediate V.** Yield: 88 %  $^1\text{H}$  NMR (300 MHz,  $\text{DMSO-}d_6$ )  $\delta$  ppm 1.73 - 1.92 (m, 1H) 1.98 - 2.17 (m, 3 H) 2.21 - 2.33 (m, 2 H) 2.33 - 2.38 (m, 3 H) 3.58 - 3.75 (m, 1 H) 6.72 (d,  $J=5.65$  Hz, 1 H) 7.74 (br. s., 1 H) MS ( $\text{ES}^+$ ),  $(\text{M}+\text{H})^+ = 167.12$  for  $\text{C}_{10}\text{H}_{13}\text{FN}_2$ .

### Intermediate IXc

#### 3,6-dichloro-2-methylpyridine

[0177]

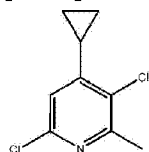


[0178] To a suspension of 5-chloro-6-methylpyridin-2-amine (7.5 g, 52.60 mmol, Combi-Blocks) in DCM (200 mL) was added copper(II) chloride (9.19 g, 68.38 mmol) and stirred at for 10 min. tert-butyl nitrite (12.50 mL, 105.20 mmol) was added and the stirring was continued further 30 min at RT. The colour was changed to dark blue. The reaction was monitored by LCMS. LCMS showed the completion of reaction. The reaction mixture was washed with water, brine solution, and organic layer was dried on sodium sulphate and concentrated under vacuum to get crude. The product was purified by column chromatography using 5 % ethyl acetate:hexane mixture to get 3,6-dichloro-2-methylpyridine (3.80 g, 44.6 %) as a yellow liquid. MS ( $\text{ES}^+$ ),  $(\text{M}+\text{H})^+ = 162.15$  for  $\text{C}_6\text{H}_5\text{Cl}_2\text{N}$ .

### Intermediate IX a

#### 3,6-dichloro-4-cyclopropyl-2-methylpyridine

[0179]

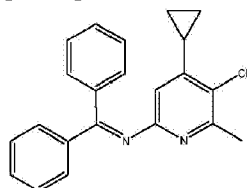


[0180] **Intermediate IXa** was prepared from **Intermediate IXc** using procedure analogous to **intermediate Va**. Yield: 23 % MS ( $\text{ES}^+$ ),  $(\text{M}+\text{H})^+ = 202.24$  for  $\text{C}_9\text{H}_9\text{Cl}_2\text{N}$

### Intermediate IXb

**5-chloro-4-cyclopropyl-N-(diphenylmethylene)-6-methylpyridin-2-amine**

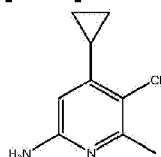
[0181]



[0182] In a 100 ml RBF 3,6-dichloro-4-cyclopropyl-2-methylpyridine (250 mg, 1.24 mmol), Benzenemethanimine, alpha-phenyl- (0.228 mL, 1.36 mmol) and 9,9-Dimethyl-4,5-bis(diphenylphosphino)xanthene (57.3 mg, 0.10 mmol) was taken in toluene (6 mL) and the reaction mixture degassed for 5 min. Then Tris(dibenzylidene acetone) dipalladium(0) (45.3 mg, 0.05 mmol) and Sodium tert-butoxide (357 mg, 3.71 mmol) were added. The RM was then heated at 110 °C for 3 h under nitrogen. The reaction was monitored by LCMS and identified required mass. RM was filtered off on a celite bed. Acetic acid (40 µL, 2 eq) was added to filtrate. The filtrate was then adsorbed on silica and chromatographed with ethyl acetate /hexane to get 5-chloro-4-cyclopropyl-N-(diphenylmethylene)-6-methylpyridin-2-amine (300 mg, 69.9 %) as a solid. MS (ES<sup>+</sup>), (M+H)<sup>+</sup> = 347.59 for C<sub>22</sub>H<sub>9</sub>ClN<sub>2</sub>.

**Intermediate IX****5-chloro-4-cyclopropyl-6-methylpyridin-2-amine hydrochloride**

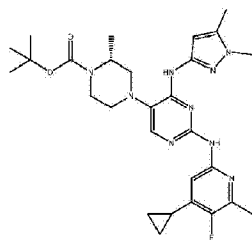
[0183]



[0184] Intermediate IX was prepared from Intermediate IXb using procedure analogous to intermediate V. Yield: 48 % MS (ES<sup>+</sup>), (M+H)<sup>+</sup> = 183.45 for C<sub>9</sub>H<sub>11</sub>ClN<sub>2</sub>.

**Intermediate Xa****(R)-tert-butyl 4-(2-((4-cyclopropyl-5-fluoro-6-methylpyridin-2-yl)amino)-4-((1,5-dimethyl-1H-pyrazol-3-yl)amino)pyrimidin-5-yl)-2-methylpiperazine-1-carboxylate**

[0185]

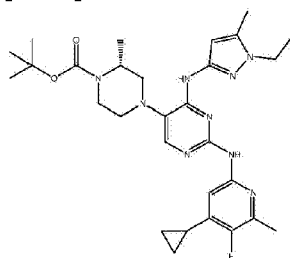


[0186] (R)-tert-butyl 4-(2-chloro-4-((1,5-dimethyl-1H-pyrazol-3-yl)amino)pyrimidin-5-yl)-2-methylpiperazine-1-carboxylate (185 mg, 0.44 mmol, **Intermediate IVa**) was taken in a 50 ml thermal reactor and was dissolved in toluene (10 mL). 4-cyclopropyl-5-fluoro-6-methylpyridin-2-amine hydrochloride (89 mg, 0.44 mmol, **Intermediate V**), 9,9-Dimethyl-4,5-bis(diphenylphosphino)xanthene (25.4 mg, 0.04 mmol), Tris(di benzylideneacetone) dipalladium(0) (20.08 mg, 0.02 mmol) and Sodium tert-butoxide (84 mg, 0.88 mmol) were added into this and the resulting mixtures was refluxed at 120°C under nitrogen for overnight. Reaction was monitored with LCMS and identified required mass. Reaction mixture was cooled and diluted with methanol and filtered through Celite bed and resultant filtrate was concentrated and purified over combiflash followed by Gilson preparative HPLC to get pure white solid of (R)-tert-butyl 4-(2-((4-cyclopropyl-5-fluoro-6-methylpyridin-2-yl)amino)-4-((1,5-dimethyl-1H-pyrazol-3-yl)amino)pyrimidin-5-yl)-2-methylpiperazine-1-carboxylate (60.0 mg, 24.81 %) MS (ES<sup>+</sup>), (M+H)<sup>+</sup> = 552.37 for C<sub>28</sub>H<sub>38</sub>FN<sub>9</sub>O<sub>2</sub>.

#### Intermediate Xb

#### (R)-tert-butyl 4-(2-((4-cyclopropyl-5-fluoro-6-methylpyridin-2-yl)amino)-4-((1-ethyl-5-methyl-1H-pyrazol-3-yl)amino)pyrimidin-5-yl)-2-methylpiperazine-1-carboxylate

[0187]

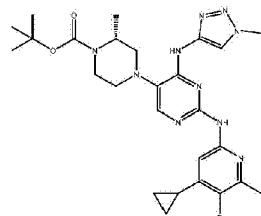


[0188] This was prepared as described above for **Intermediate Xa** from **Intermediate IVb** & **Intermediate V**. Yield: 23.12 % MS (ES<sup>+</sup>), (M+H)<sup>+</sup> = 567.60 for C<sub>29</sub>H<sub>40</sub>FN<sub>9</sub>O<sub>2</sub>.

#### Intermediate Xc

**(R)-tert-butyl 4-(2-((4-cyclopropyl-5-fluoro-6-methylpyridin-2-yl)amino)-4-((1-methyl-1H-1,2,3-triazol-4-yl)amino)pyrimidin-5-yl)-2-methylpiperazine-1-carboxylate**

[0189]

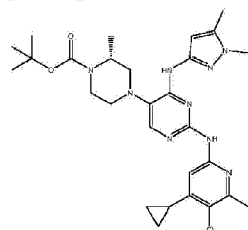


[0190] This was prepared as described above for **Intermediate Xa** from **Intermediate IVd** & **Intermediate V**. Yield: 45.5 % MS (ES<sup>+</sup>), (M+H)<sup>+</sup> = 539.44 for C<sub>26</sub>H<sub>35</sub>FN<sub>10</sub>O<sub>2</sub>.

**Intermediate Xd**

**(R)-tert-butyl 4-(2-((5-chloro-4-cyclopropyl-6-methylpyridin-2-yl)amino)-4-((1,5-dimethyl-1H-pyrazol-3-yl)amino)pyrimidin-5-yl)-2-methylpiperazine-1-carboxylate**

[0191]



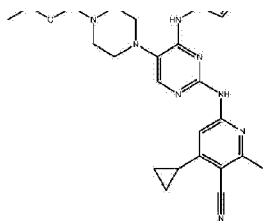
[0192] This was prepared as described above for **Intermediate Xa** from **Intermediate IVa** & **Intermediate IX**. Yield: 44.6 % MS (ES<sup>+</sup>), (M+H)<sup>+</sup> = 569.39 for C<sub>28</sub>H<sub>38</sub>ClN<sub>9</sub>O<sub>2</sub>.

**Intermediate Xe**

**(R)-tert-butyl 4-(2-((5-cyano-4-cyclopropyl-6-methylpyridin-2-yl)amino)-4-((1,5-dimethyl-1H-pyrazol-3-yl)amino)pyrimidin-5-yl)-2-methylpiperazine-1-carboxylate**

[0193]



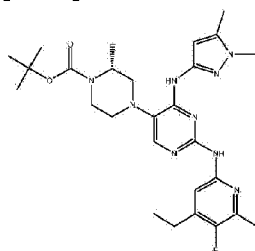


[0194] This was prepared as described above for **Intermediate Xa** from **Intermediate IVa** & **Intermediate VII**. Yield: 35.5 % MS (ES<sup>+</sup>), (M+H)<sup>+</sup> = 559.35 for C<sub>29</sub>H<sub>38</sub>N<sub>10</sub>O<sub>2</sub>.

#### Intermediate Xf

**(R)-tert-butyl 4-(4-((1,5-dimethyl-1H-pyrazol-3-yl)amino)-2-((4-ethyl-5-fluoro-6-methylpyridin-2-yl)amino)pyrimidin-5-yl)-2-methylpiperazine-1-carboxylate**

[0195]

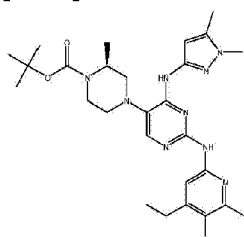


[0196] This was prepared as described above for **Intermediate Xa** from **Intermediate IVa** & **Intermediate VI**. Yield: 57.9 % MS (ES<sup>+</sup>), (M+H)<sup>+</sup> = 540.21 for C<sub>27</sub>H<sub>38</sub>FN<sub>9</sub>O<sub>2</sub>.

#### Intermediate Xg

**(S)-tert-butyl 4-(4-((1,5-dimethyl-1H-pyrazol-3-yl)amino)-2-((4-ethyl-5-fluoro-6-methylpyridin-2-yl)amino)pyrimidin-5-yl)-2-methylpiperazine-1-carboxylate**

[0197]

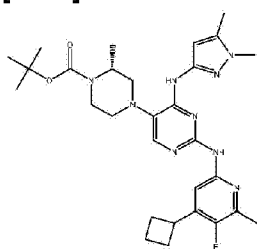


[0198] This was prepared as described above for **Intermediate Xa** from **Intermediate IVe** & **Intermediate VI**. Yield: 57.9 % MS (ES<sup>+</sup>), (M+H)<sup>+</sup> = 540.21 for C<sub>27</sub>H<sub>38</sub>FN<sub>9</sub>O<sub>2</sub>.

**Intermediate Xh**

**(R)-tert-butyl 4-(2-((4-cyclobutyl-5-fluoro-6-methylpyridin-2-yl)amino)-4-((1,5-dimethyl-1H-pyrazol-3-yl)amino)pyrimidin-5-yl)-2-methylpiperazine-1-carboxylate** (72.0 mg, 25.6 %).

[0199]

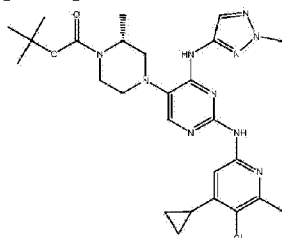


[0200] This was prepared as described above for **Intermediate Xa** from **Intermediate IVa** & **Intermediate VIII**. Yield: 25.6 % MS (ES<sup>+</sup>), (M+H)<sup>+</sup> = 566.33 for C<sub>29</sub>H<sub>40</sub>FN<sub>9</sub>O<sub>2</sub>.

**Intermediate Xi**

**(R)-tert-butyl 4-(2-((5-chloro-4-cyclopropyl-6-methylpyridin-2-yl)amino)-4-((2-methyl-2H-1,2,3-triazol-4-yl)amino)pyrimidin-5-yl)-2-methylpiperazine-1-carboxylate**

[0201]

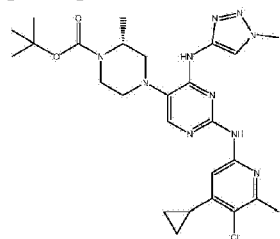


[0202] This was prepared as described above for **Intermediate Xa** from **Intermediate IVc** & **Intermediate IX**. Yield: 46.0 % MS (ES<sup>+</sup>), (M+H)<sup>+</sup> = 555.26 for C<sub>26</sub>H<sub>35</sub>ClN<sub>10</sub>O<sub>2</sub>.

**Intermediate Xi**

**(R)-tert-butyl 4-(2-((5-chloro-4-cyclopropyl-6-methylpyridin-2-yl)amino)-4-((1-methyl-1H-1,2,3-triazol-4-yl)amino)pyrimidin-5-yl)-2-methylpiperazine-1-carboxylate**

[0203]



[0204] This was prepared as described above for **Intermediate Xa** from **Intermediate IVd** & **Intermediate IX**. Yield: 14.75 % MS (ES<sup>+</sup>), (M+H)<sup>+</sup> = 555.26 for C<sub>26</sub>H<sub>35</sub>ClN<sub>10</sub>O<sub>2</sub>.

**Intermediate Xk**

**(R)-tert-butyl 4-(2-((3-cyclopropyl-4-fluoro-5-methylphenyl)amino)-4-((2-methyl-2H-1,2,3-triazol-4-yl)amino)pyrimidin-5-yl)-2-methylpiperazine-1-carboxylate**

[0205]

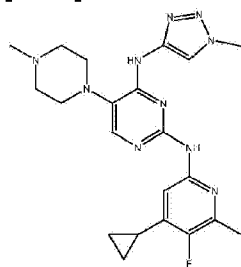


[0206] This was prepared as described above for **Intermediate Xa** from **Intermediate IVc** & **Intermediate V**. Yield: 58.3 % MS (ES<sup>+</sup>), (M+H)<sup>+</sup> = 539.29 for C<sub>26</sub>H<sub>35</sub>FN<sub>10</sub>O<sub>2</sub>.

**Example 1**

**N2-(4-cyclopropyl-5-fluoro-6-methylpyridin-2-yl)-N4-(1-methyl-1H-1,2,3-triazol-4-yl)-5-(4-methylpiperazin-1-yl)pyrimidine-2,4-diamine**

[0207]

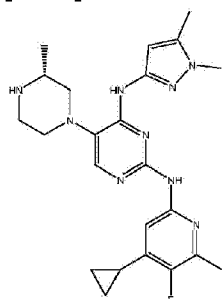


[0208] This was prepared as described above for **Intermediate Xa** from **Intermediate IVf** & **Intermediate V**. Yield : 21.28%,  $^1\text{H}$  NMR (300 MHz,  $\text{DMSO-}d_6$ )  $\delta$  ppm 0.70 - 0.82 (m, 2H) 1.04 - 1.15 (m, 2 H) 1.99 - 2.14 (m, 1H) 2.26 (s, 3H) 2.36 (d,  $J=3.01$  Hz, 3 H) 2.87 (t,  $J=4.43$  Hz, 4 H) 4.05 (s, 3 H) 6.55 (s, 1 H) 7.85 (d,  $J=5.09$  Hz, 1 H) 8.07 (s, 1H) 8.51 (s, 1 H) 8.94 (s, 1 H) 9.62 (s, 1 H). MS ( $\text{ES}^+$ ),  $(\text{M}+\text{H})^+ = 439$  for  $\text{C}_{21}\text{H}_{27}\text{FN}_{10}$ .

### Example 2

#### (R)-N2-(4-cyclopropyl-5-fluoro-6-methylpyridin-2-yl)-N4-(1,5-dimethyl-1H-pyrazol-3-yl)-5-(3-methylpiperazin-1-yl)pyrimidine-2,4-diamine dihydrochloride

[0209]



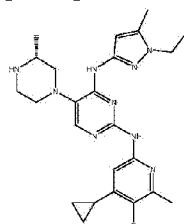
[0210] In a 50 mL round-bottomed flask (R)-tert-butyl 4-(2-((4-cyclopropyl-5-fluoro-6-methylpyridin-2-yl)amino)-4-((1,5-dimethyl-1H-pyrazol-3-yl)amino)pyrimidin-5-yl)-2-methylpiperazine-1-carboxylate (55 mg, 0.10 mmol, **Intermediate Xa**) was taken in 1,4-dioxane (10 mL) colorless solution. 4N HCl in Dioxane (4 ml, 16.00 mmol) was added slowly at rt. Reaction mass was stirred at RT for 2h shows reaction completed which is confirmed by LCMS. Reaction mass was concentrated and triturated with acetonitrile to get white solid of (R)-N2-(4-cyclopropyl-5-fluoro-6-methylpyridin-2-yl)-N4-(1,5-dimethyl-1H-pyrazol-3-yl)-5-(3-methylpiperazin-1-yl)pyrimidine-2,4-diamine (40.0 mg, 76 %)  $^1\text{H}$  NMR (300 MHz,  $\text{DMSO-}d_6$ )  $\delta$  ppm 0.73 - 0.82 (m, 2 H) 1.15 - 1.22 (m, 2 H) 1.29 (d,  $J=6.22$  Hz, 3 H) 2.13 (t,  $J=4.71$  Hz, 1 H) 2.31 (s, 3 H) 2.54 (d,  $J=3.20$  Hz, 3 H) 2.76 - 2.89 (m, 1 H) 2.95 - 3.18 (m, 3 H) 3.25 - 3.38 (m, 1 H) 3.42 (br. s., 1 H) 3.56 - 3.80 (m, 4 H) 6.64 - 6.89 (m, 2 H) 8.12 (s, 1 H) 9.38 (br. s., 1 H) 9.81 (br. s., 1 H) 10.29 (s, 1 H) 11.39 (br. s., 1 H) 13.93

(br. s., 1 H) MS (ES<sup>+</sup>), (M+H)<sup>+</sup> = 452.27 for C<sub>23</sub>H<sub>30</sub>FN<sub>9</sub>.

### **Example 3**

**(R)-N2-(4-cyclopropyl-5-fluoro-6-methylpyridin-2-yl)-N4-(1-ethyl-5-methyl-1H-pyrazol-3-yl)-5-(3-methylpiperazin-1-yl)pyrimidine-2,4-diamine dihydrochloride**

[0211]

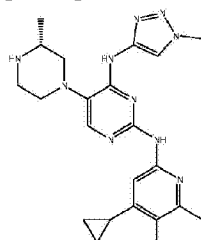


[0212] This was prepared as described above for **Example 2** from **Intermediate Xb** Yield : 96 %, <sup>1</sup>H NMR (300 MHz, DMSO-*d*<sub>6</sub>) δ ppm 0.67 - 0.84 (m, 2 H) 1.12 - 1.21 (m, 2 H) 1.22 - 1.36 (m, 6 H) 2.09 - 2.18 (m, 1 H) 2.32 (s, 3 H) 2.53 (d, *J*=3.20 Hz, 3 H) 2.76 - 2.86 (m, 1 H) 3.00 (d, *J*=5.09 Hz, 1 H) 3.05 - 3.19 (m, 2 H) 3.24 - 3.52 (m, 2 H) 3.66 (br. s., 1 H) 4.05 (q, *J*=7.03 Hz, 2 H) 6.68 (br. s., 1 H) 6.76 (br. s., 1 H) 8.09 (s, 1 H) 9.16 (br. s., 1 H) 9.58 (br. s., 1 H) 10.31 (br. s., 1 H) 11.31 (br. s., 1 H) 13.90 (br. s., 1 H). MS (ES<sup>+</sup>), (M+H)<sup>+</sup> = 466.29 for C<sub>24</sub>H<sub>32</sub>FN<sub>9</sub>.

### **Example 4**

**(R)-N2-(4-cyclopropyl-5-fluoro-6-methylpyridin-2-yl)-N4-(1-methyl-1H-1,2,3-triazol-4-yl)-5-(3-methylpiperazin-1-yl)pyrimidine-2,4-diamine dihydrochloride**

[0213]



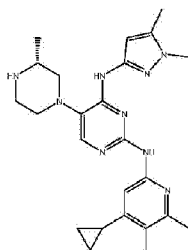
[0214] This was prepared as described above for **Example 2** from **Intermediate Xc** Yield : 92 %, <sup>1</sup>H NMR (300 MHz, DMSO-*d*<sub>6</sub>) δ ppm 13.61-14.09 (m, 1H), 12.20 (br. s., 1H), 10.97 (s, 1H), 9.65 (br. s., 1H), 8.91-9.29 (m, 2H), 8.13 (s, 1H), 6.97 (d, *J*=4.90 Hz, 1H), 3.67 (br. s., 1H), 3.27-3.56 (m,

3H), 2.98-3.27 (m, 3H), 2.68-2.94 (m, 1H), 2.03-2.28 (m, 2H), 1.07-1.38 (m, 6H), 0.69-0.84 (m, 2H). MS (ES<sup>+</sup>), (M+H)<sup>+</sup> = 439.37 for C<sub>21</sub>H<sub>27</sub>FN<sub>10</sub>.

### **Example 5**

**(R)-N2-(5-chloro-4-cyclopropyl-6-methylpyridin-2-yl)-N4-(1,5-dimethyl-1H-pyrazol-3-yl)-5-(3-methylpiperazin-1-yl)pyrimidine-2,4-diamine dihydrochloride**

[0215]

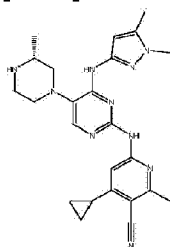


[0216] This was prepared as described above for **Example 2** from **Intermediate Xd** Yield : 92 %, <sup>1</sup>H NMR (300 MHz, DMSO-*d*<sub>6</sub>) δ 9.39 (s, 1H), 8.05 (s, 1H), 7.92-8.01 (m, 1H), 7.77 (s, 1H), 6.87 (s, 1H), 3.63 (s, 3H), 3.36-3.42 (m, 1H), 2.63-3.00 (m, 7H), 2.04-2.40 (m, 7H), 0.91-1.18 (m, 8H), 0.56-0.78 (m, 2H).MS (ES<sup>+</sup>), (M+H)<sup>+</sup> = 468.40 for C<sub>23</sub>H<sub>30</sub>ClN<sub>9</sub>.

### **Example 6**

**(R)-4-cyclopropyl-6-((4-((1,5-dimethyl-1H-pyrazol-3-yl)amino)-5-(3-methylpiperazin-1-yl)pyrimidin-2-yl)amino)-2-methylnicotinonitrile dihydrochloride**

[0217]



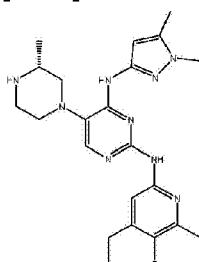
[0218] This was prepared as described above for **Example 2** from **Intermediate Xe** Yield : 91 %, <sup>1</sup>H NMR (300 MHz, DMSO-*d*<sub>6</sub>) δ ppm 1.19 (t, *J*=7.54 Hz, 3 H) 1.28 (d, *J*=6.22 Hz, 3 H) 2.31 (s, 3 H) 2.54 (d, *J*=3.01 Hz, 3 H) 2.68 (d, *J*=7.54 Hz, 2 H) 2.77 - 2.87 (m, 1 H) 3.12 (br. s., 2 H) 3.27 - 3.39

(m, 1 H) 3.44 (br. s., 1 H) 3.64 (br. s., 1 H) 3.73 (s, 3 H) 6.72 (s, 1 H) 7.17 (d,  $J=4.52$  Hz, 1 H) 8.12 (s, 1 H) 9.28 (br. s., 1 H) 9.71 (br. s., 1H) 10.27 (s, 1 H) 11.48 (s, 1 H) MS (ES<sup>+</sup>), (M+H)<sup>+</sup> = 459.26 for C<sub>24</sub>H<sub>30</sub>N<sub>10</sub>.

### Example 7

**(R)-N4-(1,5-dimethyl-1H-pyrazol-3-yl)-N2-(4-ethyl-5-fluoro-6-methylpyridin-2-yl)-5-(3-methylpiperazin-1-yl)pyrimidine-2,4-diamine dihydrochloride**

[0219]

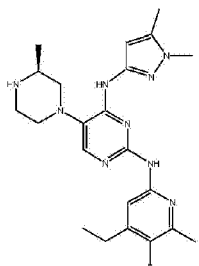


[0220] This was prepared as described above for **Example 2** from **Intermediate Xf** Yield : 75 %, <sup>1</sup>H NMR (300 MHz, DMSO-*d*<sub>6</sub>) δ ppm 1.15 - 1.24 (m, 3 H) 1.29 (d,  $J=6.03$  Hz, 3 H) 2.31 (s, 3 H) 2.54 (d,  $J=3.01$  Hz, 3 H) 2.67 (q,  $J=7.66$  Hz, 2 H) 2.85 (d,  $J=11.49$  Hz, 1 H) 2.96 - 3.22 (m, 3 H) 3.24 - 3.54 (m, 4 H) 3.60 - 3.76 (m, 4 H) 6.74 (s, 1 H) 7.18 (d,  $J=4.33$  Hz, 1 H) 8.13 (s, 1 H) 9.40 (br. s., 1 H) 9.82 (br. s., 1 H) 10.28 (s, 1 H) 11.52 (br. s., 1 H) MS (ES<sup>+</sup>), (M+H)<sup>+</sup> = 440.28 for C<sub>22</sub>H<sub>30</sub>FN<sub>9</sub>.

### Example 8

**(R)-N4-(1,5-dimethyl-1H-pyrazol-3-yl)-N2-(4-ethyl-5-fluoro-6-methylpyridin-2-yl)-5-(3-methylpiperazin-1-yl)pyrimidine-2,4-diamine dihydrochloride**

[0221]



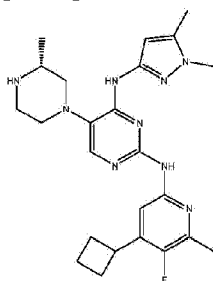
[0222] This was prepared as described above for **Example 2** from **Intermediate Xg** Yield : 75 %,

$^1\text{H}$  NMR (300 MHz,  $\text{DMSO-}d_6$ )  $\delta$  ppm 1.15 - 1.24 (m, 3 H) 1.29 (d,  $J=6.03$  Hz, 3 H) 2.31 (s, 3 H) 2.54 (d,  $J=3.01$  Hz, 3 H) 2.67 (q,  $J=7.66$  Hz, 2 H) 2.85 (d,  $J=11.49$  Hz, 1 H) 2.96 - 3.22 (m, 3 H) 3.24 - 3.54 (m, 4 H) 3.60 - 3.76 (m, 4 H) 6.74 (s, 1 H) 7.18 (d,  $J=4.33$  Hz, 1 H) 8.13 (s, 1 H) 9.40 (br. s., 1 H) 9.82 (br. s., 1 H) 10.28 (s, 1 H) 11.52 (br. s., 1 H) MS ( $\text{ES}^+$ ),  $(\text{M}+\text{H})^+ = 440.28$  for  $\text{C}_{22}\text{H}_{30}\text{FN}_9$ .

### Example 9

#### (R)-N2-(4-cyclobutyl-5-fluoro-6-methylpyridin-2-yl)-N4-(1,5-dimethyl-1H-pyrazol-3-yl)-5-(3-methylpiperazin-1-yl)pyrimidine-2,4-diamine dihydrochloride

[0223]

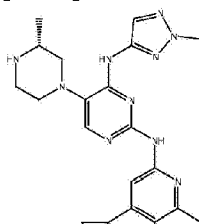


[0224] This was prepared as described above for **Example 2** from **Intermediate Xh** Yield : 99%,  $^1\text{H}$  NMR (300 MHz,  $\text{DMSO-}d_6$ )  $\delta$  ppm 1.29 (d,  $J=6.40$  Hz, 3 H) 1.77 - 1.95 (m, 1 H) 2.08 - 2.19 (m, 3 H) 2.24 - 2.44 (m, 5 H) 2.51 - 2.55 (m, 3 H) 2.78 - 2.93 (m, 1 H) 2.98 - 3.19 (m, 3 H) 3.31 (br. s., 1 H) 3.40 (d,  $J=10.74$  Hz, 1 H) 3.57 - 3.80 (m, 5 H) 6.78 (s, 1 H) 7.22 (d,  $J=4.71$  Hz, 1 H) 8.14 (s, 1 H) 9.47 (d,  $J=9.23$  Hz, 1 H) 9.92 (d,  $J=8.85$  Hz, 1 H) 10.31 (s, 1 H) 11.57 (s, 1 H) 13.96 (br. s., 1 H). MS ( $\text{ES}^+$ ),  $(\text{M}+\text{H})^+ = 466$  for  $\text{C}_{24}\text{H}_{32}\text{FN}_9$ .

### Example 10

#### (R)-N2-(5-chloro-4-cyclopropyl-6-methylpyridin-2-yl)-N4-(2-methyl-2H-1,2,3-triazol-4-yl)-5-(3-methylpiperazin-1-yl)pyrimidine-2,4-diamine dihydrochloride

[0225]



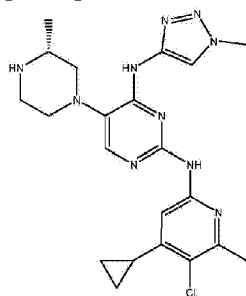
V I

[0226] This was prepared as described above for **Example 2** from **Intermediate Xi** Yield : 99%,  $^1\text{H}$  NMR(300 MHz,  $\text{DMSO-}d_6$ )  $\delta$  0.63-0.88 (m, 2H) 1.14-1.37 (m, 6H), 2.19-2.34 (m, 1H), 2.68 (s, 4H), 2.83 (t,  $J=11.30$  Hz, 1H), 2.95-3.25 (m, 4H), 3.29-3.59 (m, 3H), 4.17 (s, 4H), 6.82 (s, 1H), 8.21 (s, 1H), 8.46-8.63 (m, 1H), 9.33 (br. s., 1H), 9.81 (br. s., 1H), 10.90 (br. s., 1H), 11.73 (br. s., 1H), MS ( $\text{ES}^+$ ),  $(\text{M}+\text{H})^+ = 455$  for  $\text{C}_{21}\text{H}_{27}\text{ClN}_{10}$ .

### Example 11

**(R)-N2-(5-chloro-4-cyclopropyl-6-methylpyridin-2-yl)-N4-(1-methyl-1H-1,2,3-triazol-4-yl)-5-(3-methylpiperazin-1-yl)pyrimidine-2,4-diamine dihydrochloride**

[0227]

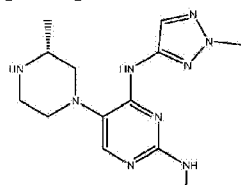


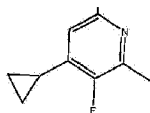
[0228] This was prepared as described above for **Example 2** from **Intermediate Xj** Yield : 79%,  $^1\text{H}$  NMR (300 MHz,  $\text{DMSO-}d_6$ )  $\delta$  12.25 (br. s., 1H), 10.98 (br. s., 1H), 9.62 (br. s., 1H), 9.14 (br. s., 2H), 8.16 (s, 1H), 7.02 (br. s., 1H), 4.13 (s, 4H), 3.38 (s, 5H), 2.97-3.29 (m, 4H), 2.61-2.93 (m, 6H), 2.27 (br. s., 2H), 1.06-1.40 (m, 7H), 0.77 (br. s., 3H) MS ( $\text{ES}^+$ ),  $(\text{M}+\text{H})^+ = 455$  for  $\text{C}_{21}\text{H}_{27}\text{ClN}_{10}$ .

### Example 12

**(R)-N2-(5-Fluoro-4-cyclopropyl-6-methylpyridin-2-yl)-N4-(2-methyl-2H-1,2,3-triazol-4-yl)-5-(3-methylpiperazin-1-yl)pyrimidine-2,4-diamine dihydrochloride**

[0229]



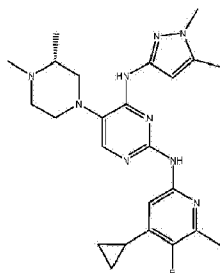


[0230] This was prepared as described above for **Example 2** from **Intermediate Xk** Yield: 92 % MS (ES<sup>+</sup>), (M+H)<sup>+</sup> = 438.36 for C<sub>22</sub>H<sub>28</sub>FN<sub>9</sub>.

### Example 13

#### (R)-N2-(4-cyclopropyl-5-fluoro-6-methylpyridin-2-yl)-N4-(1,5-dimethyl-1H-pyrazol-3-yl)-5-(3,4-dimethylpiperazin-1-yl)pyrimidine-2,4-diamine

[0231]

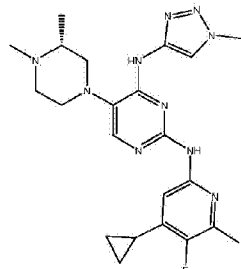


[0232] In a 50 mL round-bottomed flask (R)-N2-(4-cyclopropyl-5-fluoro-6-methylpyridin-2-yl)-N4-(1,5-dimethyl-1H-pyrazol-3-yl)-5-(3-methylpiperazin-1-yl)pyrimidine-2,4-diamine hydrochloride (190 mg, 0.42 mmol, **Example 2**) was taken in DCM (2 mL) to give a yellow suspension. To this Hunig's Base (0.184 mL, 1.05 mmol) was added and the suspension turned clear. After 10 minutes, it turned into a white suspension. After another 10 minutes, the mixture was concentrated to dryness. Resultant residue was dissolved in ethanol (absolute, 99.5%) (3 mL) and formaldehyde (0.042 mL, 0.63 mmol) was added and stirred for 10 minutes. White suspension slowly cleared to yellow solution. To this clear solution sodium cyanoborohydride (26.4 mg, 0.42 mmol) was added in one portion to get white suspension. After 30 minutes LCMS showed completion of reaction. The reaction mixture was concentrated and the crude was purified through reverse phase HPLC GILSON instrument to get the pure solid of (R)-N2-(4-cyclopropyl-5-fluoro-6-methylpyridin-2-yl)-N4-(1,5-dimethyl-1H-pyrazol-3-yl)-5-(3,4-dimethylpiperazin-1-yl)pyrimidine-2,4-diamine (80 mg, 40.8 %). <sup>1</sup>H NMR (300 MHz, DMSO-*d*<sub>6</sub>) δ ppm 0.67 - 0.78 (m, 2 H) 1.00 (d, *J*=6.22 Hz, 3 H) 1.02 - 1.08 (m, 2 H) 1.96 - 2.10 (m, 1 H) 2.23 (s, 7 H) 2.30 - 2.38 (m, 4 H) 2.73 - 2.96 (m, 4 H) 3.33 (s, 3 H) 6.83 (s, 1 H) 7.67 (d, *J*=5.09 Hz, 1 H) 8.00 (s, 1 H) 8.03 (s, 1 H) 9.26 (s, 1 H) MS (ES<sup>+</sup>), (M+H)<sup>+</sup> = 466.45 for C<sub>21</sub>H<sub>32</sub>FN<sub>9</sub>.

### Example 14

**(R)-N2-(4-cyclopropyl-5-fluoro-6-methylpyridin-2-yl)-5-(3,4-dimethylpiperazin-1-yl)-N4-(1-methyl-1H-1,2,3-triazol-4-yl)pyrimidine-2,4-diamine**

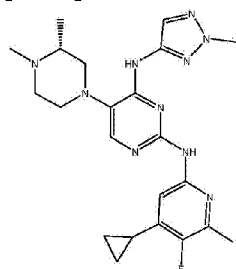
[0233]



[0234] This was prepared as described above for **Example 13** from **Example 4** Yield : 12%, <sup>1</sup>H NMR (300 MHz, DMSO-*d*<sub>6</sub>) δ ppm 0.71 - 0.81 (m, 2 H) 0.81 - 0.90 (m, 1 H) 1.01 (d, *J*=6.03 Hz, 3 H) 1.05 - 1.16 (m, 2 H) 1.20 - 1.32 (m, 2 H) 1.99 - 2.13 (m, 1 H) 2.24 (s, 3 H) 2.36 (d, *J*=3.01 Hz, 4 H) 2.69 - 2.98 (m, 5 H) 2.69 - 2.98 (m, 5 H) 4.05 (s, 3 H) 7.76 - 7.94 (m, 1 H) 8.05 (s, 1 H) 8.40 - 8.60 (m, 1 H) 8.92 (s, 1 H) 9.47 - 9.71 (m, 1 H). MS (ES<sup>+</sup>), (M+H)<sup>+</sup> = 453.25 for C<sub>22</sub>H<sub>29</sub>FN<sub>10</sub>.

**Example 15****(R)-N2-(4-cyclopropyl-5-fluoro-6-methylpyridin-2-yl)-5-(3,4-dimethylpiperazin-1-yl)-N4-(2-methyl-2H-1,2,3-triazol-4-yl)pyrimidine-2,4-diamine**

[0235]



[0236] This was prepared as described above for **Example 13** from **Example 11** Yield : 28%, <sup>1</sup>H NMR (300 MHz, DMSO-*d*<sub>6</sub>) δ ppm 2.28 (s, 3 H) 3.78 - 4.09 (m, 5 H) 5.76 (s, 2 H) 5.97 - 6.51 (m, 1 H) 7.36 (t, *J*=7.82 Hz, 1 H) 7.71 (d, *J*=7.91 Hz, 1 H) 7.91 (d, *J*=7.54 Hz, 1 H) 8.41 (s, 1 H) 8.57 (s, 1 H) 10.05 (t, *J*=6.12 Hz, 1 H). MS (ES<sup>+</sup>), (M+H)<sup>+</sup> = 453.34 for C<sub>22</sub>H<sub>29</sub>FN<sub>10</sub>.

**Example 16 Biological Activities**

[0237] The compounds of Formula (I) are of interest due to their potent antimalarial effects. The ability of the invention compounds disclosed herein to achieve an antimalarial effect may be evaluated with regard to their ability to inhibit the growth of Plasmodium species like *P. falciparum* using an assay based on the following protocol.

[0238] Further, compounds of the invention (Examples 2 and 13) were also tested against field isolates of *falciparum* and *vivax* malaria, along with three control antimalarials as described in the protocol below. The activity data is shown in Table 1.

**Table 1**

Compounds	Plasmodium field isolates	
	<i>P.falciparum</i> IC <sub>50</sub> nM	<i>P. vivax</i> IC <sub>50</sub> nM
Chloroquine	60.8	40.2
Piperaquine	16.9	5.9
Artesunate	15.1	4.79
Example 13	74.6	85.6
Example 2	63.6	81.0

[0239] Those data supports the fact that compounds of the invention have comparable activities towards *falciparum* and *vivax* malaria.

#### **Measuring in vitro antiplasmodial activity**

[0240] The test samples were tested in duplicate on two separate occasions against chloroquine sensitive NF54 (MRA-1000, MR4, ATCC, Manassas, Virginia) and chloroquine-resistant K1 strain of *P. falciparum*. A modified method of Trager and Jensen was employed to maintain continuous in vitro cultures of asexual blood stages of *P. Falciparum* (Trager et al., 1976, Science, 193, 673- 675). Quantitative assessment of antiplasmodial activity in vitro was determined using the SYBR I method as described earlier (Johnson et al., 2007, Antimicrob. Agents Chemother., 51, 1926-1933).

[0241] The percent inhibition with respect to the drug-free control was plotted against the logarithm of drug concentration. The growth inhibition curves were fitted by non-linear regression using the sigmoidal dose-response (variable slope) formula to yield the concentration-response curves. The EC<sub>50</sub> value of the compound was defined as the lowest concentration at which 50% inhibition was observed. Chloroquine diphosphate (CQ) (Sigma), artesunate (Sigma), and pyrimethamine were used as reference drugs in all experiments.

[0242] The compounds of Formula (I) according to invention evaluated in an antimalarial activity test to determine their inhibitory activity against *Plasmodium falciparum* (both NF54 and k1 strains) and results are reported in Table 2 below:

**Table 2**

Example	<i>Pf</i> IC <sub>50</sub> _NF54(nM)	<i>Pf</i> IC <sub>50</sub> _K1(nM)
1	15	24
2	14	19
3	17	14
4	33	51
5	23	48
6	31	45
7	27	45
8	35	44
9	25	48
10	13	19
11	30	50
12	39	82
13	9	15
14	33	69
15	17	37
Chloroquine	11	>150
Pyrimethamine	64	7900

#### *In vivo* efficacy in the mouse malaria model

[0243] *In vivo* efficacy against blood stages was measured in mice infected with *Plasmodium berghei* after four (once daily) days of dosing by oral route. Detailed protocol for this four day suppressive test is described in Fidock et al 2004, Nature Reviews Drug Discovery (3), p 509. Percent inhibition of growth of parasites in mouse blood is shown in Table 3 below.

**Table 3**

Compound	Dose (mg/kg)	% Inhibition
Example 7	3	6
	10	28
	30	100
Example 10	10	60
	15	75
	30	100
Example 13	3	0
	10	42
	30	100

***Ex vivo activity of Examples 2 and 13 against drug resistant P. falciparum and P. vivax field isolates***

**[0244]** Standard anti-malarial drugs chloroquine (CQ), amodiaquine (AQ), piperaquine (PIP), mefloquine (MFQ), and artesunate (AS), and compounds of the invention were prepared as 1 mg/mL stock solutions in H<sub>2</sub>O or dimethyl sulfoxide (DMSO) according to the manufacturers instructions. Drug plates were pre-dosed by diluting the compounds in 50% Methanol followed by lyophilisation and stored at 4°C.

**[0245]** Plasmodium isolates were collected from patients attending malaria clinics in Timika (Papua, Indonesia), a region endemic for multidrug-resistant strains of *P. vivax* and *P. falciparum*. Patients with symptomatic malaria presenting to an outpatient facility were recruited into the study if singly infected with *P. falciparum* or *P. vivax*, with a parasitaemia of between 2,000 $\mu$ L<sup>-1</sup> and 80,000 $\mu$ L<sup>-1</sup>, and the majority (>80%) of parasites at ring stage of development. Venous blood (5 mL) was collected by venepuncture and after removal of host white blood cells by using cellulose (Sigma-Aldrich, Australia) filtration, packed infected red blood cells (iRBCs) were used for the ex vivo drug susceptibility assay.

**[0246]** Drug susceptibility of *P. vivax* and *P. falciparum* isolates was measured using a protocol modified from the WHO microtest as described previously (Marfurt et al., 2011, Antimicrob Agents Chemother., 55(9):4461). Two hundred  $\mu$ L of a 2% haematocrit Blood Media Mixture (BMM), consisting of RPMI 1640 medium plus 10% AB+ human serum (*P. falciparum*) or McCoy's 5A medium plus 20% AB+ human serum (*P. vivax*) was added to each well of pre-dosed drug plates containing 11 serial concentrations (2-fold dilutions) of the anti-malarials (maximum concentration shown in brackets) CQ (2,992 nM), AQ (158 nM), PIP (1,029 nM), MFQ (338 nM), AS (49 nM), Compound of the invention (2,146 nM). A candle jar was used to mature the parasites at 37.0°C for 35-56 hours. Incubation was stopped when >40% of ring stage parasites had reached mature schizont stage in the drug-free control wells.

**[0247]** Thick blood films made from each well were stained with 5% Giemsa solution for 30 minutes and examined microscopically. The number of schizonts per 200 asexual stage parasites was determined for each drug concentration and normalised to the control well. The dose-response data were analysed using nonlinear regression analysis (WinNonLn 4.1, Pharsight Corporation) and the IC<sub>50</sub> value derived using an inhibitory sigmoid Emax model. *Ex vivo* IC<sub>50</sub> data were only used from predicted curves where the E<sub>max</sub> and E<sub>0</sub> were within 15% of 100 and 1, respectively. Drug plate quality was assured by running schizont maturation assays (two independent experiments) with the chloroquine-resistant strain K1 and the chloroquine-sensitive strain FC27.

**[0248]** For microscopy slide reading QC, two randomly selected drugs per isolate were read by a second microscopist. If the raw data derived by the two microscopists lead to a dramatic shift in the IC<sub>50</sub> estimates of the selected drugs, the whole assay (i.e., all standard drugs and experimental compounds) was re-read by a second reader and the results compared. If necessary, discrepant results were resolved by a third reading by an expert microscopist.

**Metabolic stability assay (rat/human hepatocyte Clint)**

[0249] Viability of cryopreserved hepatocytes was determined using trypan blue and the cell concentration was adjusted to  $10^6$  cells per mL with Leibovitz L-15 Buffer. 1  $\mu$ M compound (in Acetonitrile; 0.01% DMSO) was incubated with 500  $\mu$ L of hepatocytes (1 million cells per mL) in a NUNC plate. Reaction was stopped at different time points (0, 5, 15, 30, 60, 90 and 120 min) by addition of 3 volumes of chilled acetonitrile to 100  $\mu$ L of reaction mixture and centrifuged at 4°C for 15 min. Supernatants were analyzed using LC-MS/MS for substrate depletion.

**Determination of Blood: Plasma (BP) ratio**

[0250] The incubation plate and the dog blood/plasma was preheated at 37°C for 10 minutes. 2  $\mu$ L of working solution of each compound was added to 398  $\mu$ L of dog reference plasma or blood to achieve a final concentration of 10  $\mu$ M. Plates were incubated at 37°C with shaking for 30 min. After incubation, the blood samples are spun for 10 min. at 4,000 rpm (37°C) and the plasma samples were stored at 37°C. Aliquots (100  $\mu$ L) of plasma separated from centrifuged whole blood samples and reference plasma samples were transferred into the 96 well plates. 400  $\mu$ L of cold acetonitrile was added to precipitate protein and release compound. After vortexing for 10 min., plates were centrifuged for 30 min. at 4,000 rpm. 250  $\mu$ L of the supernatant was transferred to new 96-well plates and centrifuged again at 4,000 rpm for 30 min. 100  $\mu$ L of the supernatant was used for analysis by LC-MS/MS.

**Plasma protein binding assay**

[0251] Protein binding is measured using the equilibrium dialysis technique. Compound is added to 10% plasma giving a concentration of 20  $\mu$ M and dialysed with isotonic buffer for 18 hours at 37°C. The plasma and buffer solutions are analysed using generic LCUVMS and the first apparent binding constant for the compound derived. The binding constant is then used to determine the % free in 100% plasma.

**Prediction of human pharmacokinetic (PK) parameters**

[0252] Well stirred model was used for predicting human CL using human hepatocyte Clint and free fraction (fu) in human plasma. Liver blood flow rates, liver weights, hepatocellularity and *in vitro in vivo* correlation/extrapolation (IVIVC/E) templates routinely employed (Smith et al., Pharmacokinetics and Metabolism in Drug Design, Methods and Principles in Medicinal Chemistry Volume 13, 2004, Wiley-VCH, Weinheim, Germany) were used for prediction.

**Pharmacokinetic studies**

**[0253]** All in vivo studies were approved by the institutional animal ethics committee. Pharmacokinetics following IV bolus (IVPK) or oral administration (POPK) of compounds was determined in male Wistar rats or male Beagle dogs. For IVPK in rats, example 7 and example 10 were administered as solutions in 20% DMA, 80% phosphate buffered saline and example 13 was administered as a solution in 10% v/v NMP, 20 % v/v DMA in saline. For POPK, example 7, example 10 were administered as suspensions in 20% DMA, 80% phosphate buffered saline and example 13 was administered as a suspension in 0.5 % HPMC, and 0.1% Tween 80 through an oral gavage. Example 13 was administered in dogs as a solution in 10% Ethanol, 30% PEG 400, 60% saline for IVPK and as a suspension in 0.5 % HPMC, and 0.1% Tween 80 for POPK. Doses used for rat and dog PK were 0.5 mg/kg for example 7 and 10 or 2 mg/kg for example 13 (IVPK). Dose of 5 mg/kg for example 7 & 10 used during PO PK. Dose 10 mg/kg used for example 13 during PO PK studies. Blood samples were collected at 8 to 13 time points (0, 0.0833, 0.25, 0.283, 0.333, 0.417, 0.75, 1.25, 3.25, 6.25, 12.25, 24.25 h for dog IVPK; 0, 0.25,0.5,1,1.5,2,3,4,8,12,24,32,48 h for dog POPK; 0.083, 0.25, 0.5,1, 2, 4, 7, 24 h for rat IVPK; 0.25,1, 3, 6, 12, 24, 36, 48 h for rat POPK) after dosing. Blood (rats) or plasma (dog) samples were analysed by LC-MS/MS. PK parameters were estimated by non-compartmental analysis in Phoenix®.

**[0254] Pharmacokinetics in the blood of infected *Pf*/SCID mice:** Peripheral blood samples (25 µl) were taken at different times (0.25, 0.5, 1, 2, 4, 6, 8 and 23 hours), mixed with 25 µl of H<sub>2</sub>O milli Q and immediately frozen on dry ice. The frozen samples were stored at -80 °C until analysis. Vehicle-treated mice experienced the same blood-sampling regimen. Blood samples were processed by liquid-liquid extraction by mixing 10 µl diluted blood with 180 µl AcN:MeOH (80:20; v:v) mixture. Quantitative analysis by LC/MSMS was performed using UPLC (Waters) and Sciex API4000. The lower limit of quantification (LLOQ) in this assay was 0.005 µg/ml.

#### ***CYP inhibition assay***

**[0255]** This study was conducted using specific substrates for 5 major human CYP isozymes. These substrates were used as a cocktail (phenacetin, diclofenac, S-mephenytoin, bufuralol and midazolam which are predominantly metabolised by CYP 1A2, 2C9, 2C19, 2D6 and 3A4/5, respectively) at concentrations equivalent to their respective Km values. LC-MS-MS (MRM mode) was used to follow the formation of the CYP specific metabolites. A decrease in the formation of the metabolites in peak area to vehicle control was used to calculate the IC<sub>50</sub> value. In addition, as a positive control, a cocktail of five standard inhibitors, specific for an individual CYP (a-naphthoflavone, sulphaphenazole, N-3-benzylnirvanol, quinidine and ketoconazole, which specifically inhibit CYP 1A2, 2C9, 2C19, 2D6 and 3A4/5, respectively) was incubated. Test compound was used at 6 different concentrations (30, 10, 3, 1, 0.3, 0.1 µM) to estimate IC<sub>50</sub>.

**[0256]** The incubation was carried out in 96 deep well plates. Mixture of 180 µL of 20 mg/mL HLM and 90 µL of substrates cocktail solution was added to 15840 µL of phosphate buffer and 179 µL of this mixture was mixed with 1 µL of the test compound, inhibitor cocktail solution or vehicle in each well. The final concentration of DMSO: ACN in the assay mix was 0.3:0.7 % v/v. The incubation plate



Compound	Species	Hep. Clint ( $\mu\text{l}/\text{min}/1\text{E}6$ )	BP ratio	Fup	Predicted CLh blood ( $\text{ml}/\text{min}/\text{kg}$ )	CL blood ( $\text{ml}/\text{min}/\text{kg}$ )	Vss blood ( $\text{L}/\text{kg}$ )	Oral 'F' (%)	$\frac{1}{2}$ life (PO PK) (h)
Ex. 10	Human	1.8	1.8	0.04	3.10	ND	ND	ND	ND
Ex. 13		3.1	1.1	0.03	4.80	ND	ND	ND	ND
Ex. 7		2.7	1.3	0.03	3.30	ND	ND	ND	ND
ND- not determined.									

[0259] Since, faster reduction in the blood parasite burden is essential to provide quick relief from clinical symptoms and to minimise the risk of emergence of drug resistance, the compounds of the invention were further evaluated for their *in vitro* PK/Pharmacodynamic properties:

When tested in an *in vitro* parasite reduction ratio (PRR) assay (Le Manach, et al., 2013, Malar J., 16, 424-430), Example 13 produced a > 4-log kill after 48 hours of exposure, an effect similar to chloroquine in the same assay.

[0260] In the *Pf*/SCID model<sup>1</sup> as described above, **Example 13** cleared *Pf* parasites to below detection limit following 4 days of daily treatment with 20 mg/kg dose administered through the oral route. A maximum kill rate was observed at 40 mg/kg. Blood  $C_{\text{min}}$  (0.04  $\mu\text{M}$ ) observed at this dose was considered the minimum parasitocidal concentration (MPC) for the human dose prediction.

#### **CYP inhibition**

[0261] Example 7, 10 and 13 did not inhibit human CYP 3A4, 2D6, 2C9, 2C19, or 1A2. The  $\text{IC}_{50}$ s were > 30  $\mu\text{M}$ . The  $\text{IC}_{50}$ s in the time dependent inhibition assays were > 56  $\mu\text{M}$ .

#### **Caco2 permeability (pH 6.5/7.4)**

[0262] Data are presented in Table 5 below:

**Table 5**

Compound	Papp A to B ( $1\text{E}-6$ cm/s)	Papp A to B (passive) ( $1\text{E}-6$ cm/s)
Example 10	3.8	15.6
Example 13	19.5	36.0
Example 7	5.0	19.9

#### **Identification of *in vivo* metabolites**

[0263] Metabolites of Example 13 were identified both *in vitro* and *in vivo* using the following models:

- *In vitro*: Compound of Example 13 was incubated with human (HLM) or rat (RLM) liver microsomes (1 mg/ml protein concentration in 100 mM phosphate buffer, pH 7.4) at a final concentration of 10  $\mu$ M in the presence of 2 mM NADPH. The reactive intermediates were trapped by including 2 mM glutathione (GSH) or N-acetyl cysteine (NAC) in the reaction mix.
- *In vivo* in bile duct cannulated rats: Example 13 was administered intravenously (IV) as a bolus through the jugular vein at a dose of 2 mg/kg or 4 mg/kg of body weight for control (n = 3) or BDC rats (n = 2), respectively. Blood samples were collected at 0.083, 0.25, 0.5, 1, 2, 4, 6, 8 and 24h through the carotid artery, bile samples were collected at 0-2 h, 2-4 h, 4-6 h, 6-8 h and 8-24 h intervals and urine samples were collected at 0-8 h and 8-24 h intervals. The bile and urine samples were analyzed for the presence of parent and metabolites and blood sample was analyzed for the presence of parent. Data are presented under Table 6 below.

Table 6

Presence of	Peak	Rt (min)	Proposed Metabolite (m/z)	Rat	Human	Mouse
Liver microsomes or Hepatocytes	Ex. 2	22.7	N-demethylation (452)	√	√	√

[0264] Those studies supported the fact that compound of Example 2 is an active metabolite of compound of Example 13 and is formed both *in vitro* and *in vivo*. Percent conversion to the active metabolite was highest in mouse followed by rat and then human liver microsomes.

[0265] Importantly, there was no unique metabolite identified in the presence of HLM or Hu hepatocytes. There was no GSH or NAC adduct formation. Hence there were no reactive metabolites formed *in vitro*.

## REFERENCES CITED IN THE DESCRIPTION

This list of references cited by the applicant is for the reader's convenience only. It does not form part of the European patent document. Even though great care has been taken in compiling the references, errors or omissions cannot be excluded and the EPO disclaims all liability in this regard.

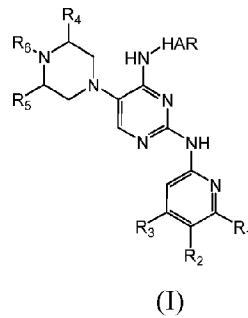
### Non-patent literature cited in the description

- DENG et al. Chemistry Letters, 2010, vol. 20, 144027-4031 [0003]
- Remington's Pharmaceutical Sciences University of the sciences in Philadelphia, Lippincott William & Wilkins 20050000 [0093]

- The Science and Practice of Pharmacy (Remington: The Science & Practice of Pharmacy)Pharmaceutical Press20120000 [0093]
- Comprehensive Medicinal Chemistry (Corwin Hansch; Chairman of Editorial Board)Pergamon Press19900000vol. 5, [0093]
- CHEMICAL ABSTRACTS, 1193314-23-6 [0103]
- CHEMICAL ABSTRACTS, 1282041-94-4 [0103]
- CHEMICAL ABSTRACTS, 1029939-86-3 [0103]
- **JERRY MARCHMICHAEL SMITH**Advanced Organic ChemistryJohn Wiley & Sons20010000 [0125]
- **T.W. GREENE**Protective Groups in Organic SynthesisJohn Wiley and Sons19910000 [0126]
- **TRAGERET**Science, 1976, vol. 193, 673-675 [0240]
- **JOHNSON et al.**Antimicrob. Agents Chemother., 2007, vol. 51, 1926-1933 [0240]
- **FIDOCK et al.**Nature Reviews Drug Discovery, 2004, vol. 3, 509- [0243]
- **MARFURT et al.**Antimicrob Agents Chemother., 2011, vol. 55, 94461- [0246]
- **SMITH et al.**Pharmacokinetics and Metabolism in Drug Design, Methods and Principles in Medicinal ChemistryWiley-VCH20040000vol. 13, [0252]
- **LE MANACH et al.**Malar J., 2013, vol. 16, 424-430 [0259]

## PATENTKRAV

1. Forbindelse med formlen I:

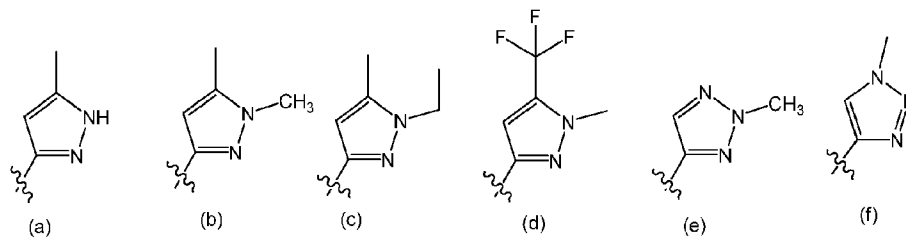


5

eller et kompleks, hydrat, solvat eller polymorf, tautomer, geometrisk isomer, optisk aktiv form eller et farmaceutisk acceptabelt salt deraf, hvor:

**HAR** er et 5-leddet heteroarylringsystem valgt blandt

10



**R<sup>1</sup>** er i hver forekomst uafhængigt valgt blandt H, C<sub>1-6</sub> alkyl, CF<sub>3</sub> og C<sub>3-5</sub> cycloalkyl;

**R<sup>2</sup>** er i hver forekomst uafhængigt valgt blandt halogen, -CN og C<sub>1-6</sub> alkyl;

15 **R<sup>3</sup>** er i hver forekomst valgt blandt H, C<sub>1-6</sub> alkyl, C<sub>3-5</sub> cycloalkyl og CF<sub>3</sub>;

**R<sup>4</sup>** er i hver forekomst uafhængigt valgt blandt H og C<sub>1-6</sub> alkyl;

**R<sup>5</sup>** er i hver forekomst uafhængigt valgt blandt H og C<sub>1-6</sub> alkyl; og

**R<sup>6</sup>** er i hver forekomst uafhængigt valgt blandt H og C<sub>1-6</sub> alkyl.

20 **2.** Forbindelse ifølge krav 1, hvor R<sup>1</sup> er C<sub>1-6</sub> alkyl, såsom methyl.

**3.** Forbindelse ifølge krav 1 eller 2, hvor R<sup>2</sup> er halogen.

**4.** Forbindelse ifølge ethvert af kravene 1 til 3, hvor R<sup>3</sup> er C<sub>3-5</sub> cycloalkyl, såsom cyclobutyl eller cyclopropyl.

25

**5.** Forbindelse ifølge ethvert af kravene 1 til 3, hvor R<sup>3</sup> er C<sub>1-6</sub> alkyl, såsom ethyl.

6. Forbindelse ifølge ethvert af kravene 1 til 5, hvor  $R^4$  er  $C_{1-6}$  alkyl, såsom methyl.

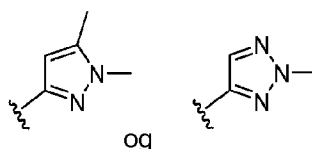
7. Forbindelse ifølge ethvert af kravene 1 til 6, hvor  $R^5$  er hydrogen.

5 8. Forbindelse ifølge ethvert af kravene 1 til 7, hvor  $R^6$  er H.

9. Forbindelse ifølge ethvert af kravene 1 til 7, hvor  $R^6$  er  $C_{1-6}$  alkyl, såsom methyl.

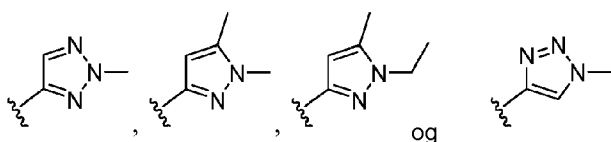
10. Forbindelse ifølge ethvert af kravene 1 til 9, hvor HAR er valgt fra følgende gruppe:

10



11. Forbindelse ifølge krav 1, hvor  $R^1$  er methyl;  $R^2$  er valgt blandt fluor, chlor og CN;

15  $R^3$  er valgt blandt cyclobutyl, ethyl og cyclopropyl;  $R^4$  er valgt blandt hydrogen og methyl;  $R^5$  er hydrogen;  $R^6$  er valgt blandt hydrogen og methyl; og HAR er valgt blandt



20

12. Forbindelse ifølge ethvert af kravene 1 til 11, hvor forbindelsen er valgt fra følgende gruppe:

N2-(4-cyclopropyl-5-fluor-6-methyl-2-pyridyl)-5-(4-methylpiperazin-1-yl)-N4-(1-methyltriazol-4-yl)pyrimidin-2,4-diamin;

25

N2-(4-cyclopropyl-5-fluor-6-methyl-2-pyridyl)-N4-(1,5-dimethylpyrazol-3-yl)-5-[3-methylpiperazin-1-yl]pyrimidin-2,4-diamin;

N2-(4-cyclopropyl-5-fluor-6-methyl-2-pyridyl)-N4-(1-ethyl-5-methyl-pyrazol-3-yl)-5-[3-methylpiperazin-1-yl]pyrimidin-2,4-diamin;

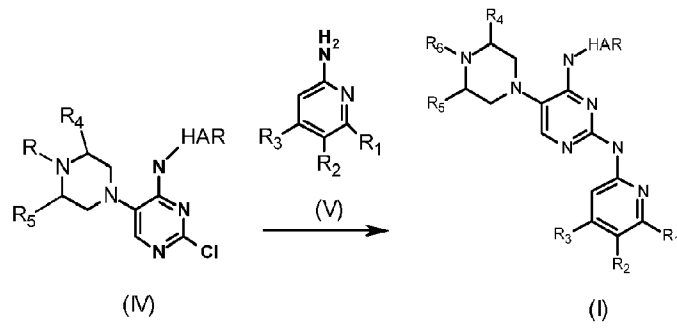
30

N2-(4-cyclopropyl-5-fluor-6-methyl-2-pyridyl)-5-[(3R)-3-methylpiperazin-1-yl]-N4-(1-methyltriazol-4-yl)pyrimidin-2,4-diamin;

- N2-(5-chlor-4-cyclopropyl-6-methyl-2-pyridyl)-N4-(1,5-dimethylpyrazol-3-yl)-5-[3-methylpiperazin-1-yl]pyrimidin-2,4-diamin;  
 4-cyclopropyl-6-[[4-[(1,5-dimethylpyrazol-3-yl)amino]-5-[3-methyl piperazin-1-yl]-pyrimidin-2-yl]amino]-2-methyl-pyridin-3-carbonitril;
- 5 N4-(1,5-dimethylpyrazol-3-yl)-N2-(4-ethyl-5-fluor-6-methyl-2-pyridyl)-5-[3-methylpiperazin-1-yl]pyrimidin-2,4-diamin;  
 N4-(1,5-dimethylpyrazol-3-yl)-N2-(4-ethyl-5-fluor-6-methyl-2-pyridyl)-5-[3-methylpiperazin-1-yl]pyrimidin-2,4-diamin;
- 10 N2-(4-cyclobutyl-5-fluor-6-methyl-2-pyridyl)-N4-(1,5-dimethylpyrazol-3-yl)-5-[3-methylpiperazin-1-yl]pyrimidin-2,4-diamin;  
 N2-(5-chlor-4-cyclopropyl-6-methyl-2-pyridyl)-5-[3-methylpiperazin-1-yl]-N4-(2-methyltriazol-4-yl)pyrimidin-2,4-diamin;  
 N2-(5-chlor-4-cyclopropyl-6-methyl-2-pyridyl)-5-[3-methylpiperazin-1-yl]-N4-(1-methyltriazol-4-yl)pyrimidin-2,4-diamin;
- 15 N2-(5-chlor-4-cyclopropyl-6-methyl-2-pyridyl)-5-[3-methylpiperazin-1-yl]-N4-(2-methyltriazol-4-yl)pyrimidin-2,4-diamin;  
 N2-(4-cyclopropyl-5-fluor-6-methyl-2-pyridyl)-5-[3,4-dimethylpiperazin-1-yl]-N4-(1,5-dimethylpyrazol-3-yl)pyrimidin-2,4-diamin;  
 N2-(4-cyclopropyl-5-fluor-6-methyl-2-pyridyl)-5-[3,4-dimethylpiperazin-1-yl]-N4-(1-20 methyltriazol-4-yl)pyrimidin-2,4-diamin; og  
 N2-(4-cyclopropyl-5-fluor-6-methyl-2-pyridyl)-5-[3,4-dimethylpiperazin-1-yl]-N4-(2-methyltriazol-4-yl)pyrimidin-2,4-diamin; samt farmaceutisk acceptable salte, komplekser, hydrater, solvater, tautomerer, polymorfer, racemiske blandinger, optisk aktive former og farmaceutisk aktive derivater deraf.
- 25
13. Forbindelse ifølge ethvert af kravene 1 til 12, hvor forbindelsen er valgt blandt N2-(4-cyclopropyl-5-fluor-6-methyl-2-pyridyl)-5-[3,4-dimethylpiperazin-1-yl]-N4-(1,5-dimethylpyrazol-3-yl)pyrimidin-2,4-diamin og dennes aktive metabolit N2-(4-cyclopropyl-5-fluor-6-methyl-2-pyridyl)-N4-(1,5-dimethylpyrazol-3-yl)-5-[3-methylpiperazin-1-yl]pyrimidin-2,4-diamin.
- 30
14. Forbindelse ifølge ethvert af kravene 1 til 12, hvor forbindelsen er N4-(1,5-dimethylpyrazol-3-yl)-N2-(4-ethyl-5-fluor-6-methyl-2-pyridyl)-5-[3-methylpiperazin-1-yl]pyrimidin-2,4-diamin.

35

15. Forbindelse ifølge ethvert af kravene 1 til 12, hvor forbindelsen er N2-(5-chlor-4-cyclopropyl-6-methyl-2-pyridyl)-5-[3-methylpiperazin-1-yl]-N4-(2-methyl triazol-4-yl)pyrimidin-2,4-diamin.
- 5 16. Farmaceutisk sammensætning omfattende en forbindelse ifølge ethvert af kravene 1 til 15 eller et farmaceutisk acceptabelt salt deraf, og et farmaceutisk acceptabelt fortyndingsmiddel, excipients eller bærestof.
- 10 17. Farmaceutisk sammensætning ifølge krav 16, som yderligere omfatter i det mindste ét yderligere antimalariamiddel.
- 15 18. Farmaceutisk sammensætning ifølge krav 17, hvor det yderligere antimalariamiddel er valgt blandt artemisinin eller et artimisininderivat (såsom artemether eller dihydroartemisinin), chlorquinin, mefloquin, quinin, atoquon/proguanil, doxycyclin, hydroxychlorquinin, halofantrin, pyronaridin, lumefantrin, pyrimethamin-sulfadoxin, piperakin, amodiaquin, atovaquon, proguanil-hydrochlorid, spiro[3H-indol-3,1'-[1H]pyrido[3,4-b]indol]-2(1H)-on (CAS registernummer: 1193314-23-6), 5,7'-dichlor-6'-fluor-2',3',4',9'-tetrahydro-3'-methyl-,(1'R,3'S)-, svovl, [4-[[2-(1,1-difluorethyl)-5-methyl[1,2,4]triazol[1,5-a]pyrimidin-7-yl]amino]phenyl] pentafluor-] (CAS register-  
20 nummer: 1282041-94-4), morfolin, 4-[2-(4-cis-dispiro[cyclohexan-1,3'-[1,2,4]trioxolan-5',2''-tricyclo[3.3.1.1<sup>3,7</sup>]decan]-4-yl phenoxy)ethyl]-] (CAS registernummer: 1029939-86-3), quinacrin, primaquin, tafenaquin, doxycyclin, ferroquin og arterolan.
- 25 19. Forbindelse ifølge ethvert af kravene 1 til 15 eller en farmaceutisk sammensætning deraf til behandling eller forebyggelse af malaria eller en parasitisk infektion forårsaget af plasmodiumarter.
- 30 20. Fremgangsmåde til fremstilling af en forbindelse med formlen I, omfattende trinnet med at omsætte et derivat i overensstemmelse med formel IV med et derivat med formlen V til at tilvejebringe et mellemprodukt med formlen X under palladium katalyserede amineringsbetingelser som følger:



hvor R er R<sup>6</sup> og R<sup>6</sup> er alkyl.

5