



US00D838741S

(12) **United States Design Patent**
Tijerina et al.

(10) **Patent No.:** **US D838,741 S**
(45) **Date of Patent:** **** Jan. 22, 2019**

(54) **PORTION OF A DISPLAY PANEL WITH AN ANIMATED GRAPHICAL USER INTERFACE**

D752,604 S * 3/2016 Zhang D14/485
D755,193 S * 5/2016 Sun D14/485
D757,035 S * 5/2016 Raskin D14/485
D757,036 S * 5/2016 Raskin D14/485

(71) Applicant: **United Services Automobile Association (USAA)**, San Antonio, TX (US)

(Continued)

Primary Examiner — Robin V Webster
Assistant Examiner — Rachel A Voorhies

(72) Inventors: **Oscar Roberto Tijerina**, San Antonio, TX (US); **Steven Gonzalez**, San Antonio, TX (US)

(74) *Attorney, Agent, or Firm* — Fish & Richardson P.C.

(73) Assignee: **United Services Automobile Association (USAA)**, San Antonio, TX (US)

(57) **CLAIM**

The ornamental design for a portion of a display panel with an animated graphical user interface, as shown and described.

(**) Term: **15 Years**

DESCRIPTION

(21) Appl. No.: **29/596,107**

(22) Filed: **Mar. 6, 2017**

(51) **LOC (11) Cl.** **14-04**

(52) **U.S. Cl.**

USPC **D14/488**

(58) **Field of Classification Search**

USPC D14/485, 486, 487–488, 489–495

CPC H04N 1/00424; G01C 21/36; H04M 1/72519–1/72561

See application file for complete search history.

FIG. 1 is a front view of a portion of a display panel, showing a first image of our animated graphical user interface.

FIG. 2 is a front view of the portion of the display panel, showing a second image of our animated graphical user interface.

FIG. 3 is a front view of the portion of the display panel, showing a third image of our animated graphical user interface; and,

FIG. 4 is a front view of the portion of the display panel, showing a fourth image of our animated graphical user interface.

The subject matter in this patent includes a process or period in which an image changes into another image. The process or period in which the images transition forms no part of the claimed design.

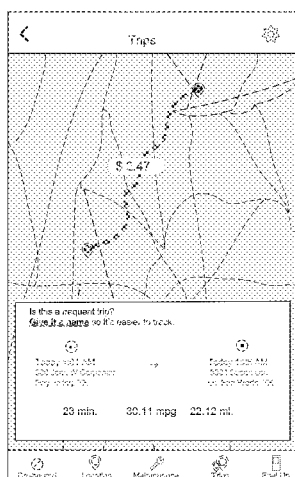

The broken line bordering each figure illustrates the display panel portion (such as of a mobile device, or an outline of an entire screen of a mobile device) and forms no part of the claimed design. The broken lines within each figure illustrate graphical environmental features that form no part of the claimed design. The outer edge of the portion of the display panel is understood to be congruent with the outer edge of the graphical user interface.

(56) **References Cited**

U.S. PATENT DOCUMENTS

D689,510 S *	9/2013	Rodrigues	D14/486
D699,739 S *	2/2014	Voreis	D14/486
D701,521 S *	3/2014	Kim G06F	3/04817 D14/486
D708,632 S *	7/2014	Baumann	D14/488
D735,742 S *	8/2015	Lee	D14/486
D736,247 S *	8/2015	Chen	D14/488
D736,248 S *	8/2015	Chen	D14/488
D741,897 S *	10/2015	Wilkinson	D14/488
D746,849 S *	1/2016	Anzures	D14/486
D748,105 S *	1/2016	Virk	D14/485

1 Claim, 2 Drawing Sheets



(56)

References Cited

U.S. PATENT DOCUMENTS

D758,386	S	*	6/2016	Zhang	D14/485
D760,235	S	*	6/2016	Li	D14/485
D760,240	S	*	6/2016	Raskin	D14/485
D764,532	S	*	8/2016	Patel	D14/488
D765,689	S	*	9/2016	Wiley	D14/486
D766,253	S	*	9/2016	Verma	D14/485
D767,604	S	*	9/2016	Wiley	D14/486
D767,616	S	*	9/2016	Jones	D14/487
D769,925	S	*	10/2016	Akana	D14/486
D769,926	S	*	10/2016	Koser	D14/487
D771,104	S	*	11/2016	Bae	D14/486
D772,894	S	*	11/2016	Zhao	D14/485
D776,140	S	*	1/2017	Andress	D14/486
D783,036	S	*	4/2017	Yang	D14/486
D785,641	S	*	5/2017	Jon	D14/485
D790,560	S	*	6/2017	Inose	D14/485
D797,753	S	*	9/2017	Agarwal	D14/485
D797,774	S	*	9/2017	Park	D14/486
D798,333	S	*	9/2017	Dascola	D14/486
D799,530	S	*	10/2017	Wu	D14/486
D803,865	S	*	11/2017	Nedelka	D14/488
D808,406	S	*	1/2018	Lee	D14/486
2010/0023865	A1	*	1/2010	Fulker	G06F 3/04817 715/734
2014/0189608	A1	*	7/2014	Shuttleworth	G06F 3/0484 715/863
2015/0348001	A1	*	12/2015	Van Os	G06Q 20/40 705/44
2017/0337274	A1	*	11/2017	Ly	G06F 17/30864
2017/0351414	A1	*	12/2017	Macho Cierna	G06F 3/04847
2017/0357414	A1	*	12/2017	Chang	G06F 3/04845
2018/0032997	A1	*	2/2018	Gordon	G06Q 20/3224
2018/0189099	A1	*	7/2018	Meng	G06F 9/4831

* cited by examiner

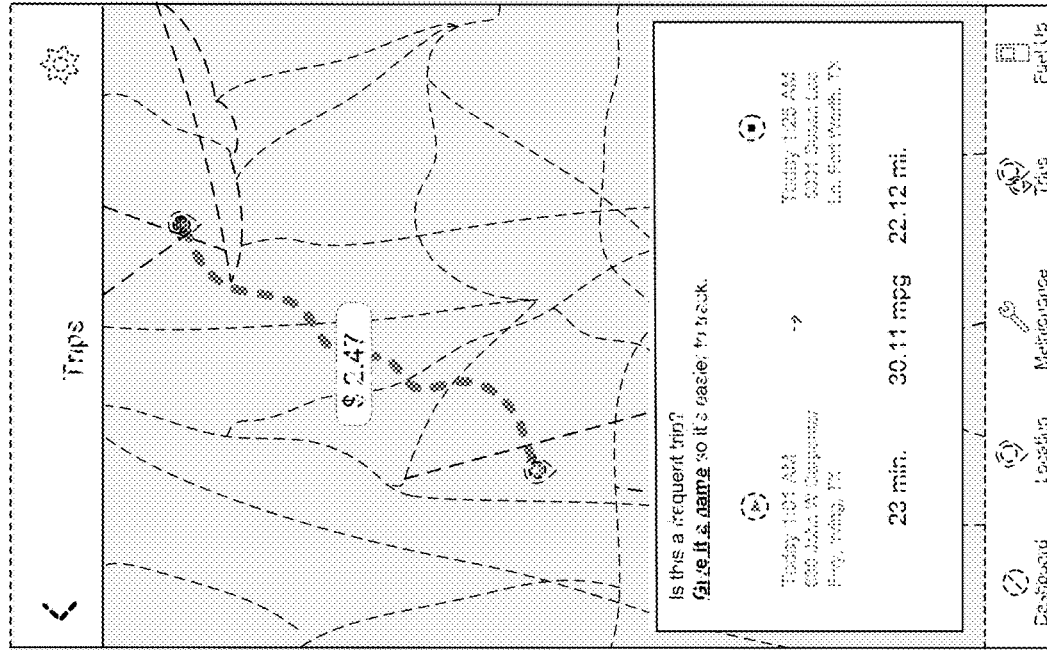


FIG. 1

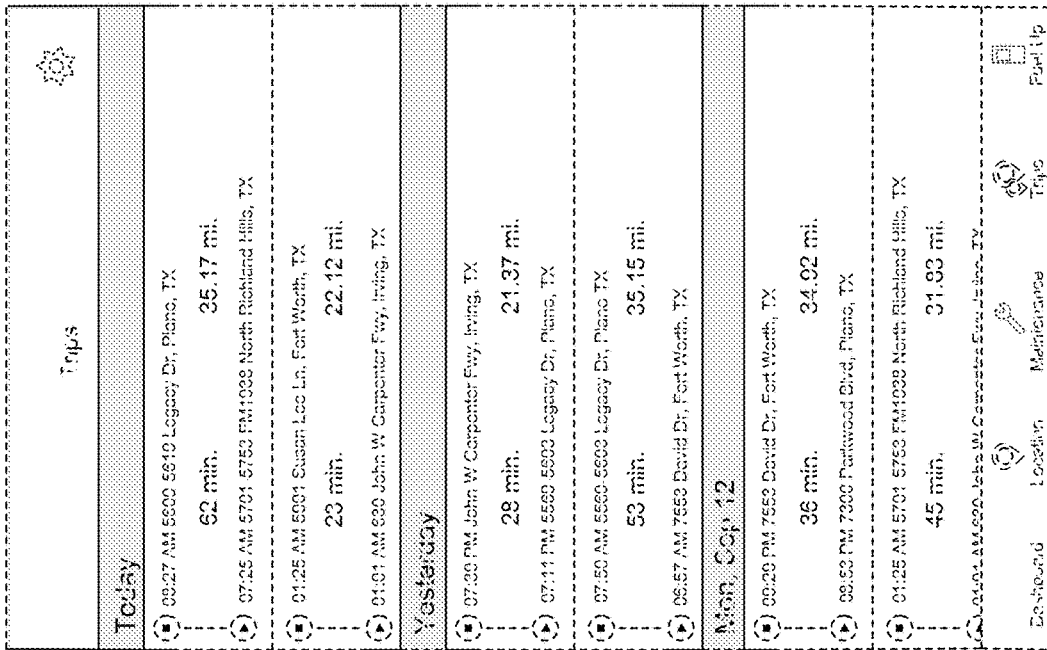


FIG. 2

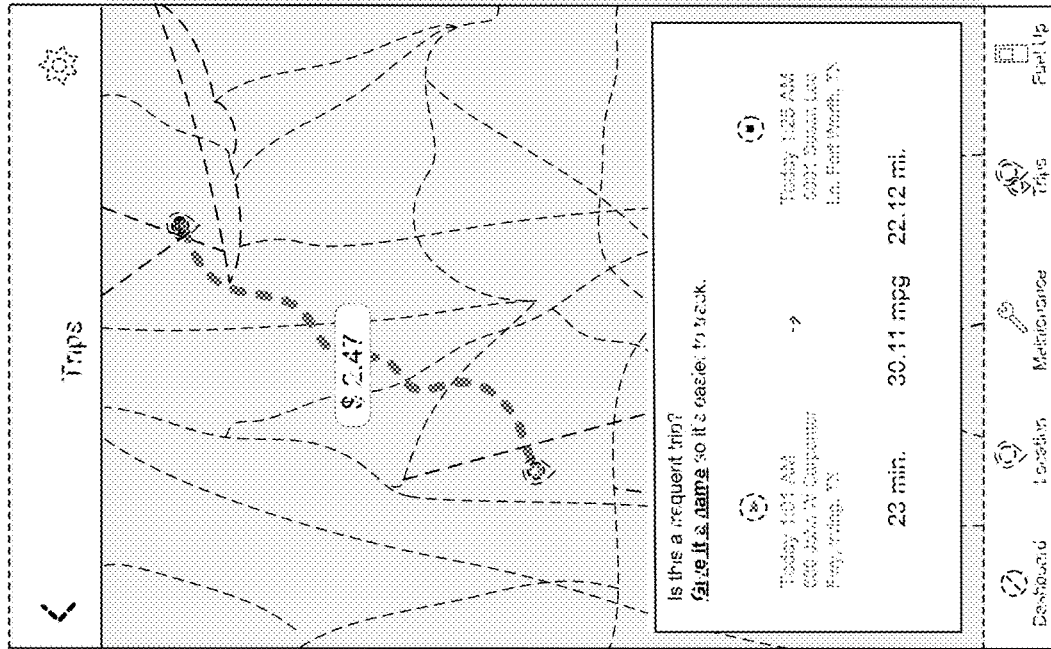


FIG. 4

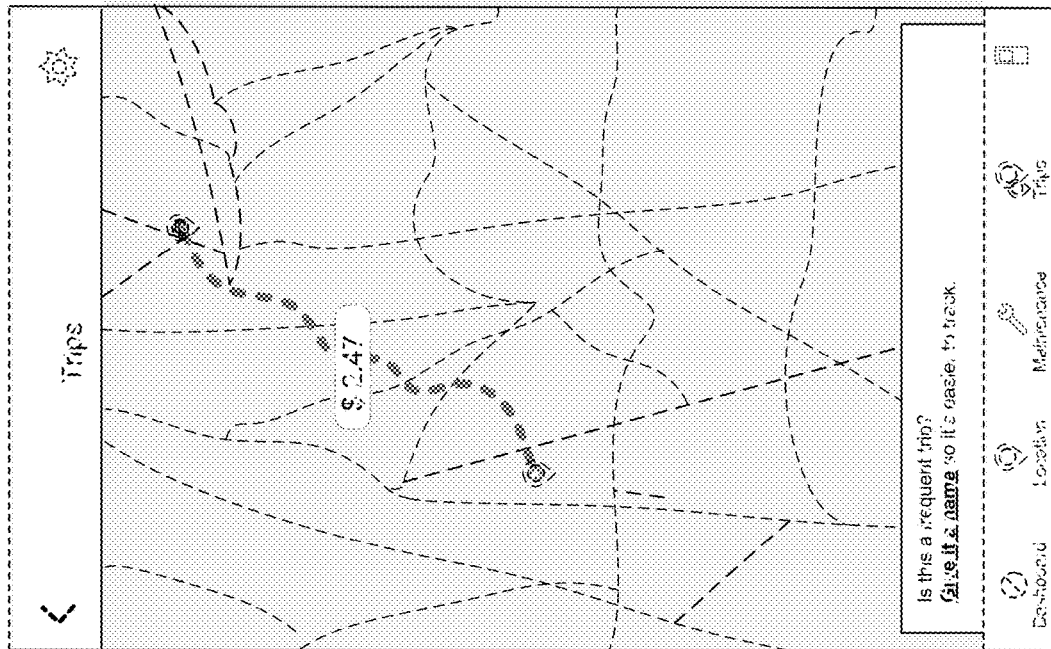


FIG. 3