



US00D477670S

(12) **United States Design Patent**  
**Jurik et al.**

(10) **Patent No.:** **US D477,670 S**

(45) **Date of Patent:** **\*\* Jul. 22, 2003**

(54) **VISUAL BLOOD GLUCOSE TEST STRIP**

(75) Inventors: **Franklin A. Jurik**, Pleasanton, CA (US); **Mimi Diemmy Dao**, San Jose, CA (US); **Carol F. Chang**, San Francisco, CA (US); **Lisa L. McLeod**, Los Gatos, CA (US)

(73) Assignee: **Lifescan, Inc.**, Milpitas, CA (US)

(\*\*) Term: **14 Years**

(21) Appl. No.: **29/162,558**

(22) Filed: **Jun. 17, 2002**

(51) **LOC (7) Cl.** ..... **24-02**

(52) **U.S. Cl.** ..... **D24/225**

(58) **Field of Search** ..... D24/225, 216, D24/224, 169; 600/370, 368; 422/58, 56, 85, 57, 55, 61, 60, 102; 436/169, 14, 67, 162, 95

(56) **References Cited**

**U.S. PATENT DOCUMENTS**

D218,094 S \* 7/1970 Rosenfield ..... D24/225

3,552,925 A \* 1/1971 Fetter ..... D24/225  
5,780,304 A \* 7/1998 Matzinger et al. .... 436/169  
5,843,691 A \* 12/1998 Douglas et al. .... 422/55  
6,162,397 A \* 12/2000 Jurik et al. .... 422/58  
D456,083 S \* 4/2002 Clark et al. .... D24/225  
D456,910 S \* 5/2002 Clark et al. .... D24/225

\* cited by examiner

*Primary Examiner*—Ian Simmons

(74) *Attorney, Agent, or Firm*—Mayumi Maeda

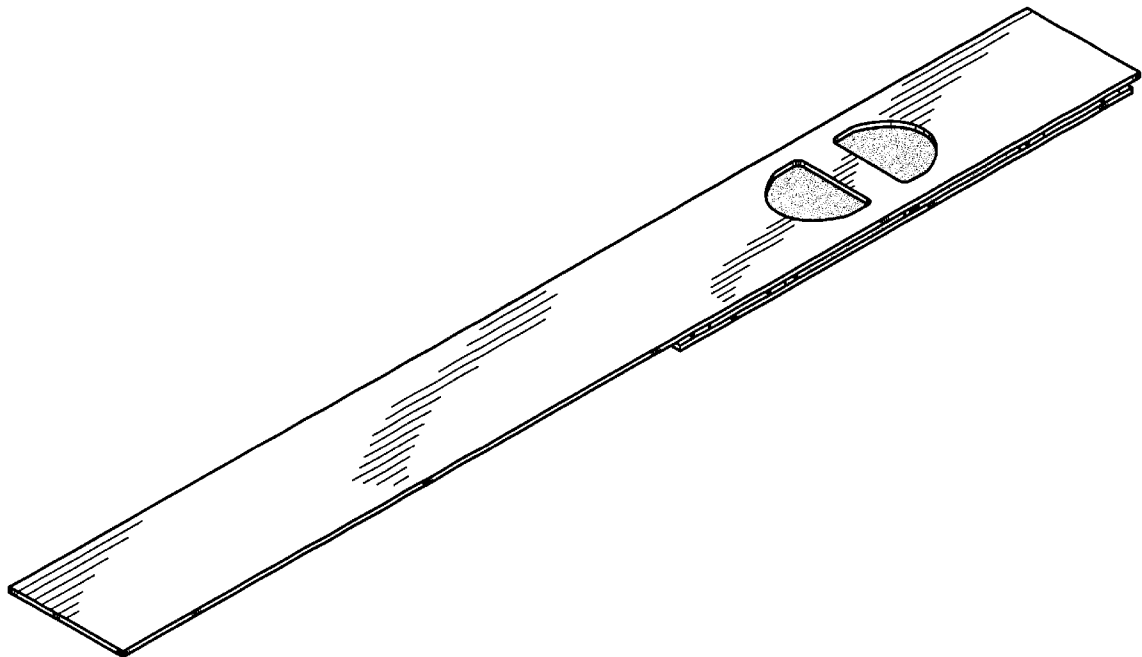
(57) **CLAIM**

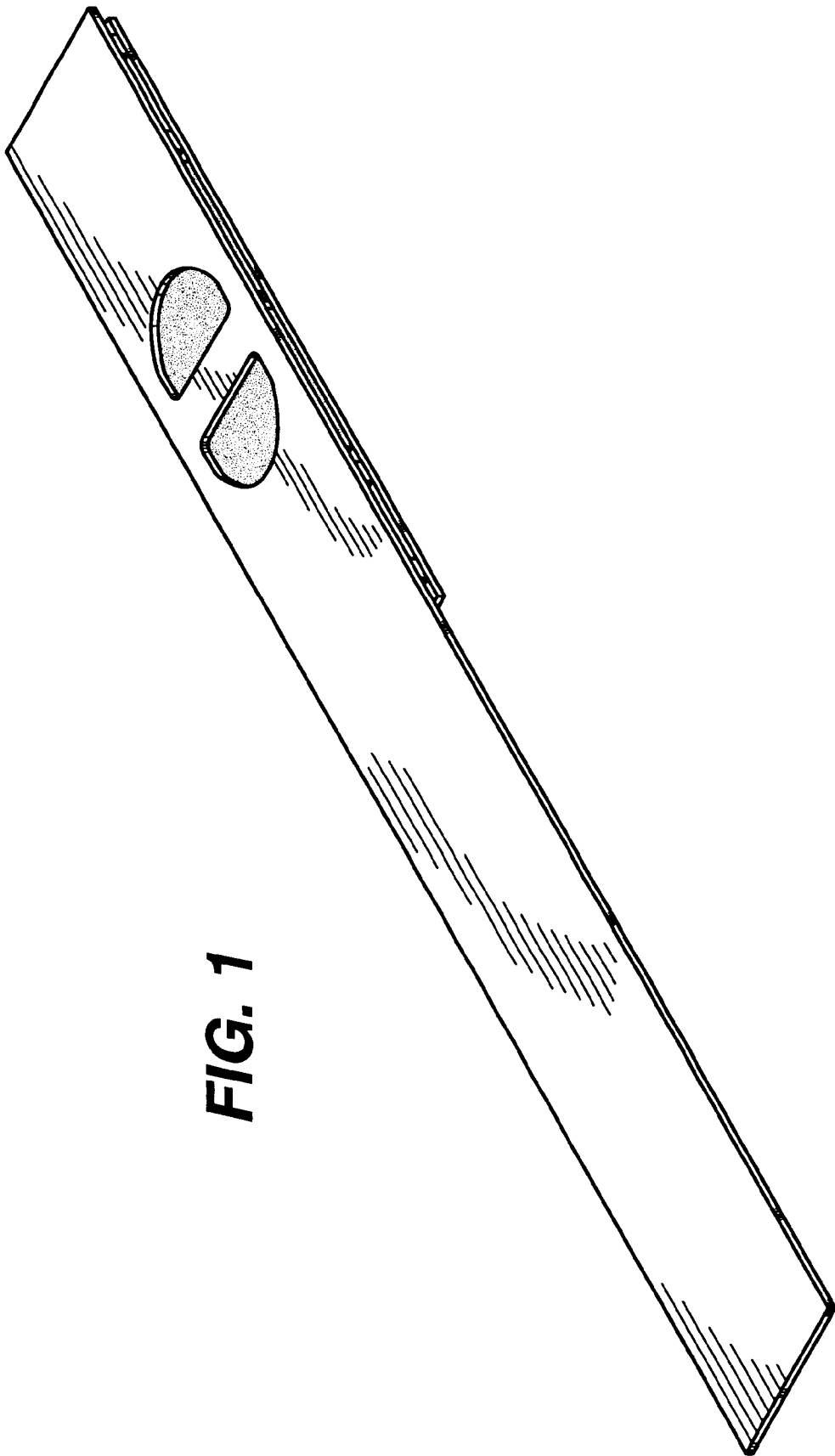
The ornamental design for a visual blood glucose test strip, as shown and described.

**DESCRIPTION**

FIG. 1 is a perspective view of the visual blood glucose test strip, as seen from the top, rear and right sides; FIG. 2 is a top plan view thereof; FIG. 3 is a right side elevational view thereof, the left side elevational view being a mirror image; FIG. 4 is a bottom plan view thereof; and, FIG. 5 is a front elevational view thereof, the rear elevational view being a mirror image.

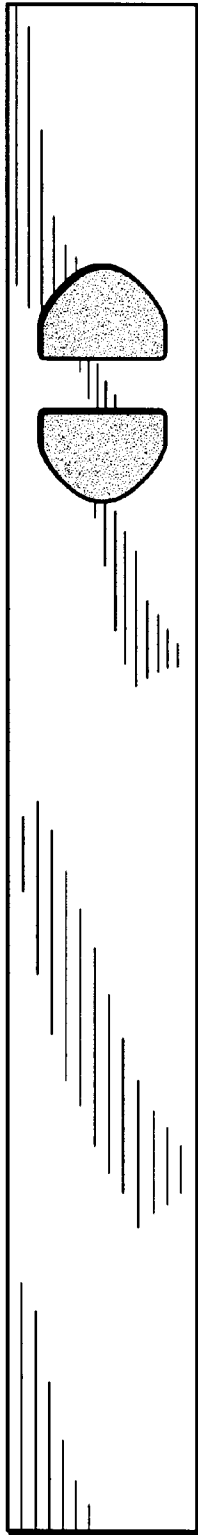
**1 Claim, 3 Drawing Sheets**





**FIG. 1**

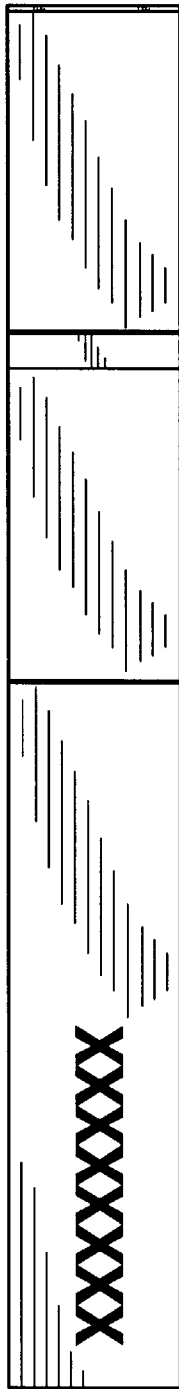
**FIG. 2**



**FIG. 3**



**FIG. 4**



**FIG. 5**

