



US00D760813S

(12) **United States Design Patent**
Roemer et al.

(10) **Patent No.:** **US D760,813 S**

(45) **Date of Patent:** **** Jul. 5, 2016**

(54) **ARMREST FOR A ROAD ROLLER**

(56) **References Cited**

(71) Applicant: **HAMM AG**, Tirschenreuth (DE)

U.S. PATENT DOCUMENTS

(72) Inventors: **Axel Roemer**, Tirschenreuth (DE);
Gerhard Mahler, Tirschenreuth (DE);
Ulrich Ewringmann, Taufkirchen (DE);
Markus Beese, Taufkirchen (DE); **Julius
Renz**, Taufkirchen (DE)

D376,244 S *	12/1996	Feider	D12/192
D420,685 S *	2/2000	Muranen	D15/30
D427,207 S *	6/2000	Altmann	D15/28
D427,208 S *	6/2000	Altmann	D15/28
D458,278 S *	6/2002	Clevenger	D15/28
D463,458 S *	9/2002	Arthur	D15/28
D539,311 S *	3/2007	Honda	D15/28
8,596,722 B2 *	12/2013	Haubrich	B60N 2/4646 297/411.35
D727,366 S *	4/2015	Furuki	D15/28
2011/0248541 A1 *	10/2011	Haubrich	B60N 2/4646 297/411.2

(73) Assignee: **HAMM AG**, Tirschenreuth (DE)

(**) Term: **14 Years**

(21) Appl. No.: **29/521,398**

* cited by examiner

(22) Filed: **Mar. 23, 2015**

Primary Examiner — Mark Goodwin

(30) **Foreign Application Priority Data**

(74) *Attorney, Agent, or Firm* — Greer, Burns & Crain, Ltd.

Sep. 24, 2014 (EM) 001421473-0015

(51) **LOC (10) Cl.** **15-03**

(52) **U.S. Cl.**

USPC **D15/28**

(58) **Field of Classification Search**

USPC D15/10, 17, 22–26, 28, 30; D12/192;
D34/28, 35; 74/491, 469, 471 R,
74/471 XY; 296/1.09, 191, 153;
297/411.36, 217.3, 411.2, 411.21;
180/333, 315, 326, 332, 329, 331, 90,
180/334

CPC B60N 2/46; B60N 2/4646; B60N 2/4653;
B60N 2/4693; B60N 2/38

See application file for complete search history.

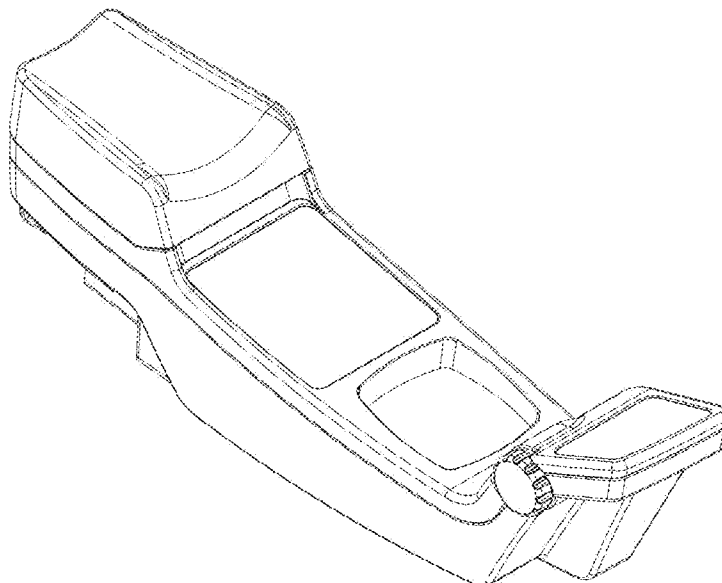
(57) **CLAIM**

The ornamental design for an armrest for a road roller, as shown and described.

DESCRIPTION

FIG. 1 is a top perspective view of the present armrest for a road roller;
FIG. 2 is a rear perspective view of same;
FIG. 3 is a top view of the armrest for a road roller;
FIG. 4 is a front view of same;
FIG. 5 is a rear view of the present armrest for a road roller;
FIG. 6 is a right side view of the present armrest for a road roller; and,
FIG. 7 is a left side view of same.

1 Claim, 7 Drawing Sheets



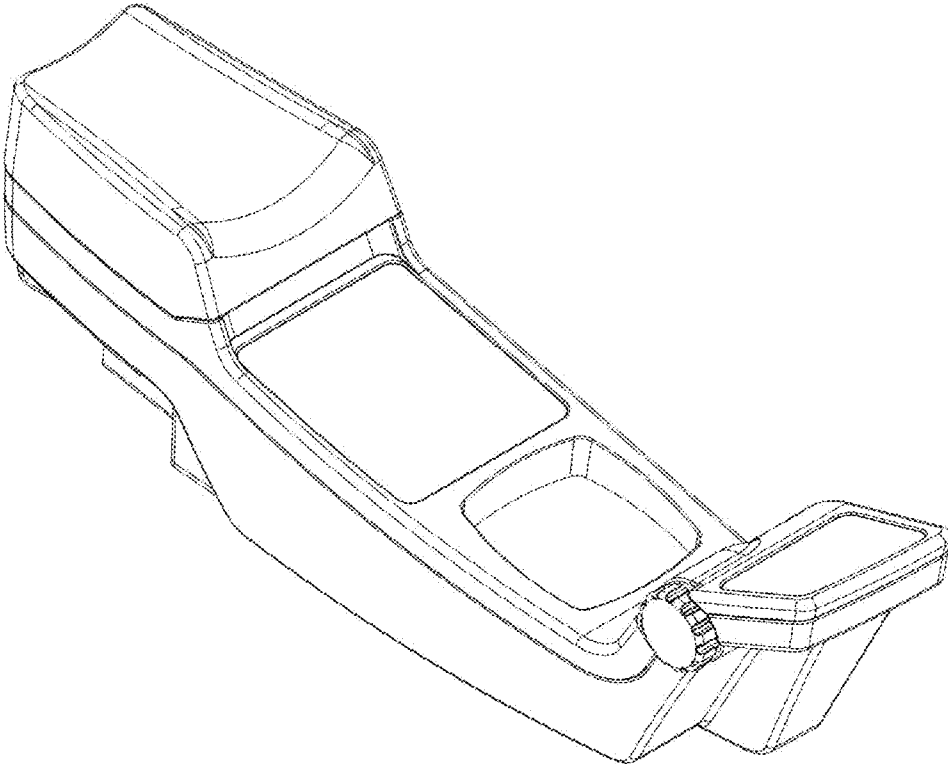


FIG. 1

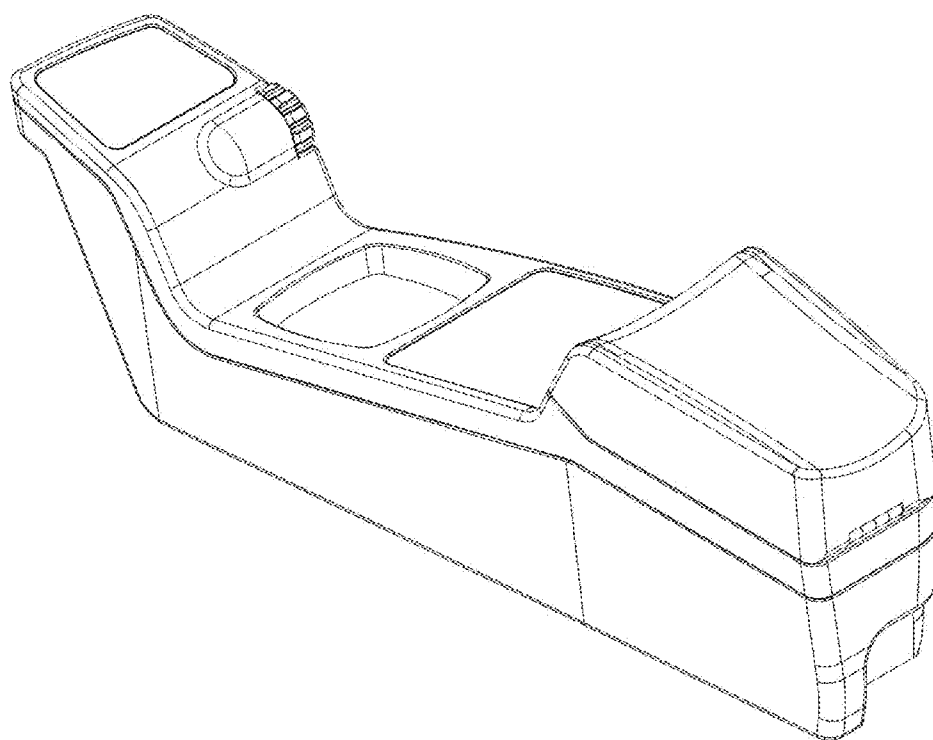


FIG. 2

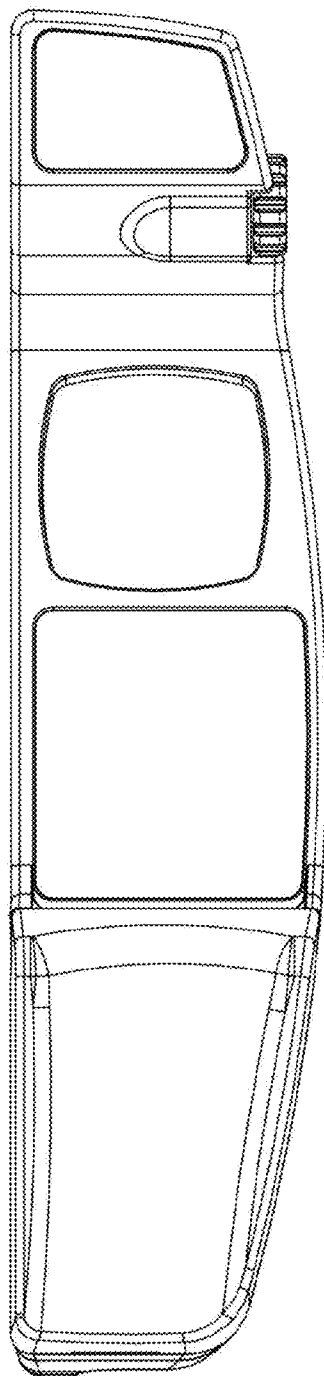


FIG. 3

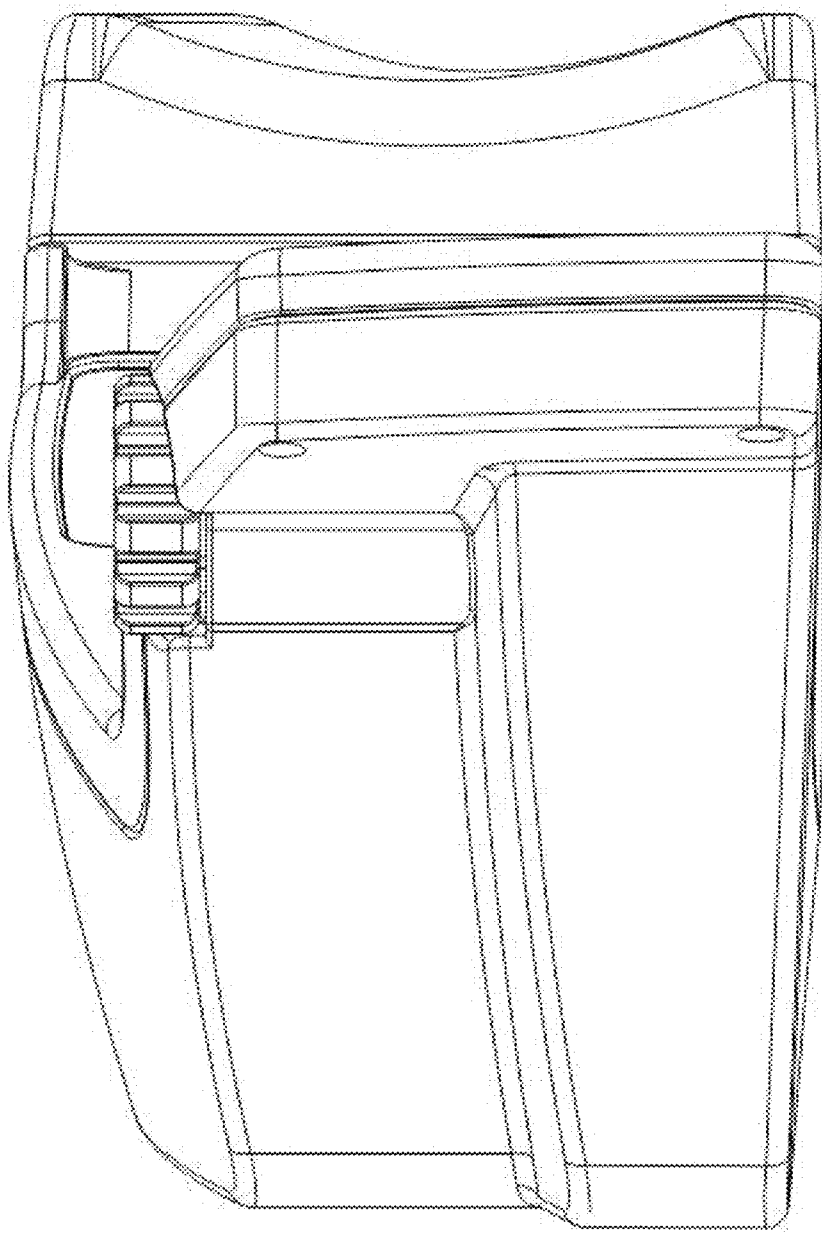


FIG. 4

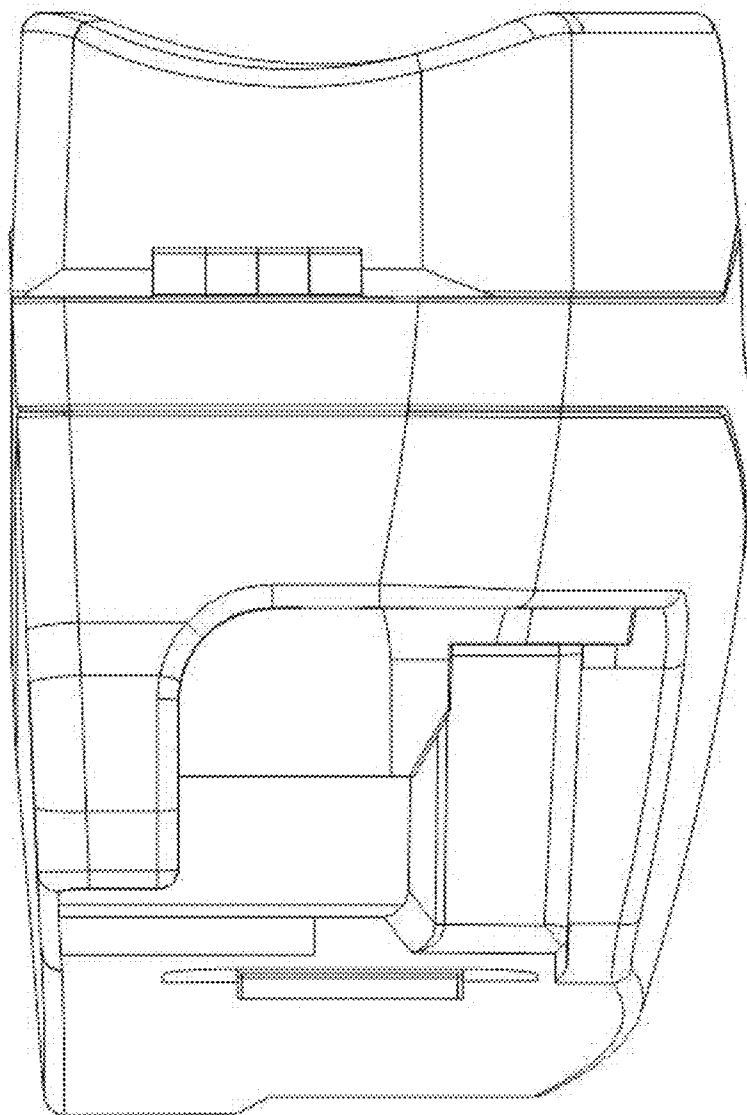


FIG. 5

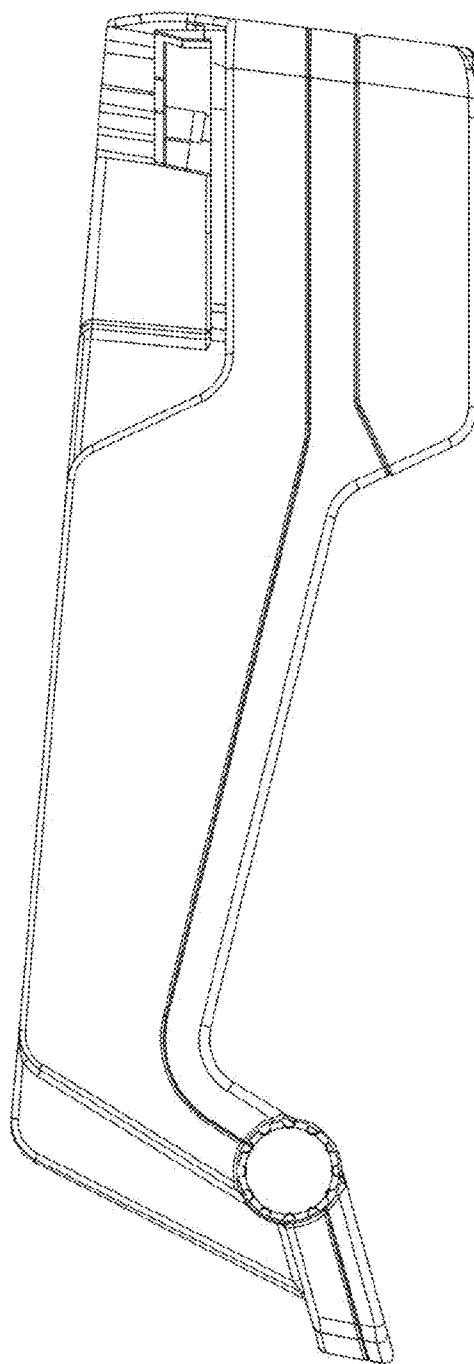


FIG. 6

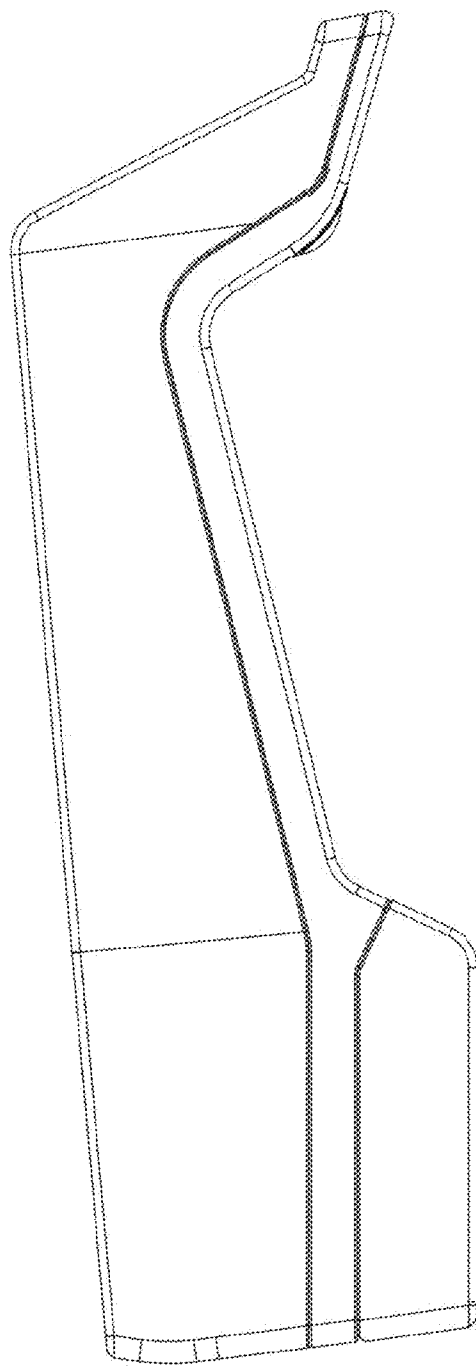


FIG. 7