No. 843,960. PATENTED FEB. 12, 1907.

A. McCALLUM.

TAG CLIP.

APPLICATION FILED OCT. 31, 1906.

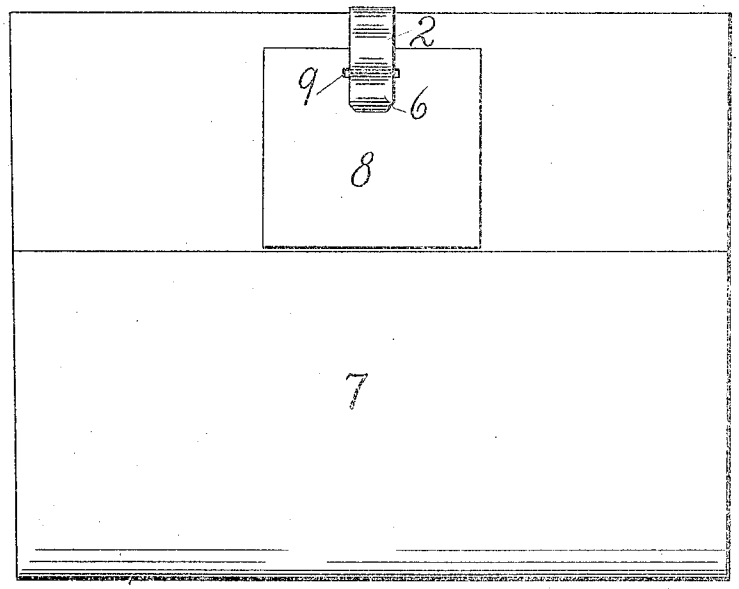

FIG. 1.

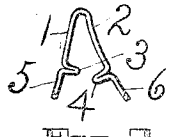

FIG. 2.

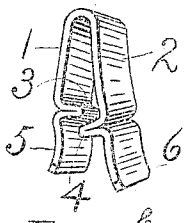

FIG. 4.

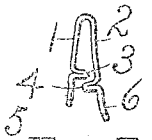

FIG. 3.

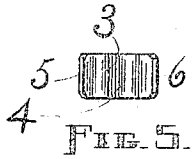

FIG. 5.

Witnesses
S. J. Sibley
J. M. Esterno

Inventor
Alexander McCallum,
by Webster & Co.
Attorneys

UNITED STATES PATENT OFFICE.

ALEXANDER McCALLUM, OF NORTHAMPTON, MASSACHUSETTS.

TAG-CLIP.

No. 843,960. Specification of Letters Patent. Patented Feb. 12, 1907.

Application filed October 31, 1906. Serial No. 341,383.

To all whom it may concern:

Be it known that I, ALEXANDER McCALLUM, a citizen of the United States of America, residing at Northampton, in the county of Hampshire and State of Massachusetts, have invented a new and useful Tag-Clip, of which the following is a specification.

My invention relates to improvements in clips for attaching price-tags, size-tags, and the like to numerous kinds of articles—such as fabrics, hosiery, and gloves, for example—and consists of a double-armed device having inturned ribs somewhat remote from the open end of said device and arranged so as to be out of contact with each other when the arms of the device are brought close together as well as when such arms are widely separated, all as hereinafter set forth.

The object of my invention is to provide a simple, inexpensive, reliable, and effective clip for attaching a tag to an article which it is desired to mark which can be easily and quickly applied to such article and with equal facility can be removed therefrom without there being in either case any danger of tearing said article or of pulling apart the fabric of which it consists. I attain this object by the means illustrated in the accompanying drawings, in which—

Figure 1 is a view of a folded pair of hose having a tag attached thereto by means of my clip, which latter is shown in side elevation; Fig. 2, an edge view of said clip open; Fig. 3, an edge view of the same closed; Fig. 4, an enlarged perspective view of the clip; and Fig. 5, a bottom view of the clip in its open or expanded condition as shown in Fig. 2.

Similar figures refer to similar parts throughout the several views.

The clip should be made out of ductile metal, so that it will not only be flexible, but will also have sufficient tenacity to enable it to keep whatever shape may be given it, or, in other words, to remain open or closed without yielding or vibrating. Nevertheless the metal must not be so tenacious as to prevent the clip from being opened readily with the fingers.

Referring to the drawings, it will be observed that the clip consists of a strip of metal bent upon itself to form two arms 1 and 2, which are provided on adjacent sides with two ribs 3 and 4, such ribs being also formed by bends in said strip. The ribs 3 and 4 are both located some little distance above the free ends of the arms 1 and 2, and said ribs are so situated relative to each other that they never come into contact one with the other. The object of locating the ribs somewhat remote from the free ends of the arms is to leave projecting portions 5 and 6 of such arms, which can be conveniently acted upon with the fingers for the separation of the arms preparatory to the removal of the clip from any article. I term these parts or portions 5 and 6 of the arms 1 and 2 "ears."

The object in arranging the ribs 3 and 4 so that they never touch each other is to provide space between them for the fabric which is to be clasped by the clip, and thus avoid any tendency that the clip might otherwise have to tear or strain such fabric.

It will be noticed that the long edges of the ribs 3 and 4 are rounded, which is an additional safeguard against tearing or unduly pulling apart the textile article to which the clip may be applied.

In the first view a pair of hose, folded, is represented at 7, to which a tag 8 is attached by means of my clip, a slot 9 being cut in said tag to admit either of the ribs 3 or 4, the entering rib passing through such slot into engagement with the fabric behind the same.

To apply the clip to any article with a tag, first open the clip by separating the arms 1 and 2, if it is not already open, insert one edge of the article between said arms, arrange the tag on the front of said article with its slot, if it have one, in position to receive the adjacent rib, and press the arms together, either by hand or with a suitable implement. With the ribs 3 and 4 pressed firmly into the fabric, which latter is tightly grasped between adjacent surfaces of the ribs and between the rounded edge of each rib and the adjacent surface of the opposite arm, the clip is securely attached to said fabric and the tag safely held in place thereon.

The clip is detached from the fabric and the tag removed therefrom by simply forcing apart the arms 1 and 2 with the thumbs or fingers applied to the ears 5 and 6 to whatever extent may be necessary to enable said clip to free itself or to be freed from the fabric. To facilitate opening the clip, I prefer to bend the lower extremities of the ears 5 and 6 outward, substantially as shown, which makes it easier to get between said ears and the fabric with the thumbs or fingers.

As has already been explained, the ductility of the clip causes it to remain open or closed,

as the case may be, until the particular condition is forcibly changed.

The shape of the clip may of course be varied more or less from that illustrated, and said clip may be made in different sizes.

What I claim as my invention, and desire to secure by Letters Patent, is—

A tag-clip consisting of two arms and two oppositely-disposed transverse interior ribs, said ribs being so located on said arms as to leave two projecting portions at the free ends of the arms and being so arranged relative to each other as to be spaced apart when the clip is closed as well as when it is open, the whole being made out of a single strip of ductile metal bent to form the different members.

ALEXANDER McCALLUM.

Witnesses:
F. A. CUTTER,
ALLEN WEBSTER.