

(12) STANDARD PATENT
(19) AUSTRALIAN PATENT OFFICE

(11) Application No. **AU 2013256558 B2**

(54) Title
Bromocriptine formulations

(51) International Patent Classification(s)
A61K 9/14 (2006.01) **A61K 9/20** (2006.01)

(21) Application No: **2013256558** (22) Date of Filing: **2013.04.29**

(87) WIPO No: **WO13/165902**

(30) Priority Data

(31) Number	(32) Date	(33) Country
13/460,452	2012.04.30	US

(43) Publication Date: **2013.11.07**

(44) Accepted Journal Date: **2016.01.28**

(71) Applicant(s)
VeroScience LLC

(72) Inventor(s)
Cincotta, Anthony;Bowe, Craig Michael;Stearns, Paul Clark;Weston, Laura Jean

(74) Agent / Attorney
Phillips Ormonde Fitzpatrick, L 16 333 Collins St, Melbourne, VIC, 3000

(56) Related Art
WO 1996/013251 A1 (R.P. SCHERER CORPORATION.) 09 May 1996
WO 1995/017170 A1 (ERGO SCIENCE INCORPORATED) 29 June 1995
US 2009/0143390 A1 (CINCOTTA) 04 June 2009



(51) International Patent Classification:
A61K 9/14 (2006.01) *A61K 9/20* (2006.01)

(21) International Application Number:
PCT/US2013/038655

(22) International Filing Date:
29 April 2013 (29.04.2013)

(25) Filing Language: English

(26) Publication Language: English

(30) Priority Data:
13/460,452 30 April 2012 (30.04.2012) US

(71) Applicant: VEROSCIENCE LLC [US/US]; 1334 Main
Road, Tiverton, Rhode Island 02878 (US).

(72) Inventors: **CINCOTTA, Anthony**; 1334 Main Road,
Tiverton, Rhode Island 02878 (US). **BOWE, Craig Mi-
chael**; 809 Summerhill Court, Encinitas, California 92024
(US). **STEARNS, Paul Clark**; 7583 Windy Ridge Road,
San Diego, California 92126 (US). **WESTON, Laura
Jean**; 2041 Caraway Street, Escondido, California 92026
(US).

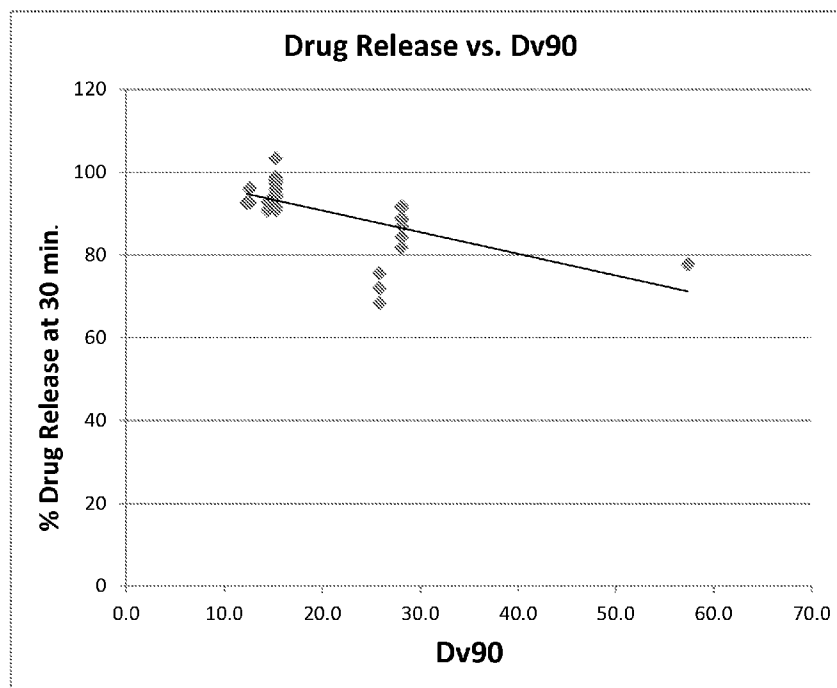
(74) Agents: **BERNSTEIN, Mitchell** et al.; Fish & Richardson
P.C., P.O. Box 1022, Minneapolis, Minnesota 55440-1022
(US).

(81) Designated States (*unless otherwise indicated, for every
kind of national protection available*): AE, AG, AL, AM,
AO, AT, AU, AZ, BA, BB, BG, BH, BN, BR, BW, BY,
BZ, CA, CH, CL, CN, CO, CR, CU, CZ, DE, DK, DM,
DO, DZ, EC, EE, EG, ES, FI, GB, GD, GE, GH, GM, GT,
HN, HR, HU, ID, IL, IN, IS, JP, KE, KG, KM, KN, KP,
KR, KZ, LA, LC, LK, LR, LS, LT, LU, LY, MA, MD,
ME, MG, MK, MN, MW, MX, MY, MZ, NA, NG, NI,
NO, NZ, OM, PA, PE, PG, PH, PL, PT, QA, RO, RS, RU,
RW, SC, SD, SE, SG, SK, SL, SM, ST, SV, SY, TH, TJ,

[Continued on next page]

(54) Title: BROMOCRIPTINE FORMULATIONS

FIGURE 1



[Continued on next page]



TM, TN, TR, TT, TZ, UA, UG, US, UZ, VC, VN, ZA, ZM, ZW.

(84) Designated States (*unless otherwise indicated, for every kind of regional protection available*): ARIPO (BW, GH, GM, KE, LR, LS, MW, MZ, NA, RW, SD, SL, SZ, TZ, UG, ZM, ZW), Eurasian (AM, AZ, BY, KG, KZ, RU, TJ, TM), European (AL, AT, BE, BG, CH, CY, CZ, DE, DK,

EE, ES, FI, FR, GB, GR, HR, HU, IE, IS, IT, LT, LU, LV, MC, MK, MT, NL, NO, PL, PT, RO, RS, SE, SI, SK, SM, TR), OAPI (BF, BJ, CF, CG, CI, CM, GA, GN, GQ, GW, ML, MR, NE, SN, TD, TG).

Published:

— with international search report (Art. 21(3))

(57) Abstract: The present application describes pharmaceutical formulations of bromocriptine mesylate and methods of manufacturing and using such formulations. The formulations are useful for improving glycemic control in the treatment of type 2 diabetes.

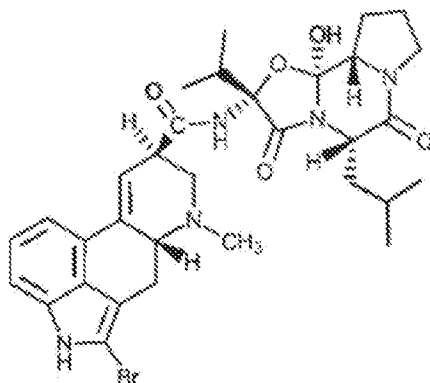
BROMOCRIPTINE FORMULATIONS

TECHNICAL FIELD

This invention relates to pharmaceutical formulations and methods of their manufacture and use, and more particularly to formulations of bromocriptine mesylate that are useful for treating type 2 diabetes.

BACKGROUND

Bromocriptine ((5' α)-2-bromo-12'-hydroxy-2'-(1-methylethyl)-5'-(2-methylpropyl)-ergotaman-3',6',18-trione, CAS Registry No. 25614-03-3) is an ergot alkaloid which is a potent dopamine D2 receptor agonist. The compound has the following formula:



Solid oral dosage forms of bromocriptine are available as bromocriptine mesylate ((5' α)-2-bromo-12'-hydroxy-2'-(1-methylethyl)-5'-(2-methylpropyl)-ergotaman-3',6',18-trione monomethanesulfonate salt, CAS Registry No. 22260-51-1) in a tablet containing up to 2.5 mg bromocriptine or in capsule form containing 5 mg bromocriptine. Bromocriptine is useful in the treatment of certain hyperprolactinemia-associated dysfunctions and acromegaly, in the prevention of physiological lactation, and in the treatment of Parkinson's disease and prevention of tolerance to Levodopa therapy for Parkinson's disease. In clinical trials, adverse effects included nausea, headache, dizziness, fatigue, lightheadedness, vomiting, abdominal cramps, nasal congestion, constipation, diarrhea and drowsiness. When bromocriptine is used as described above, prolactin is reduced to low levels throughout a 24 hour period.

U.S. Patents Nos. 5,344,832, 5,554,623 and 5,716,957 discuss a method for modifying and regulating lipid and glucose metabolism by administering a dopamine agonist,

e.g., bromocriptine, and/or a prolactin stimulator to reset hormonal timing in the neural centers of the brain to control insulin resistance, hyperinsulinemia and hyperglycemia.

U.S. Patents Nos. 5,468,755, 5,756,513 and 5,866,584 discuss a method to modify and regulate lipid and carbohydrate metabolism-generally to reduce obesity, insulin resistance, hyperinsulinemia and hyperglycemia, by administration of a dopamine agonist such as bromocriptine to inhibit prolactin over a limited period at a time of day to reset normal hormonal timing and control insulin resistance, hyperinsulinemia and hyperglycemia.

U.S. Patent No. 5,679,685 discusses accelerated release bromocriptine mesylate formulations for regulating prolactin levels that are abnormal during particular times during the day.

WO/2009/091576 discusses compositions for parenteral administration using dopamine agonists such as bromocriptine, that are described as being useful for treating metabolic-related conditions such as type 2 diabetes.

CYCLOSET[®], a tablet form of bromocriptine mesylate providing a 0.8 mg dose of bromocriptine, is FDA approved for once-daily administration to improve glycemic control in adults with type 2 diabetes mellitus, at a dose of 2-6 tablets (1.6 to 4.8 mg total dose).

A reference herein to a patent document or other matter which is given as prior art is not to be taken as an admission that that document or matter was known or that the information it contains was part of the common general knowledge as at the priority date of any of the claims.

Throughout the description and claims of the specification, the word "comprise" and variations of the word, such as "comprising" and "comprises", is not intended to exclude other additives, components, integers or steps.

SUMMARY

In one aspect, the present application provides an oral dosage form, for example a tablet, which includes micronized bromocriptine mesylate and one or more excipients. The micronized bromocriptine mesylate is present in an amount that provides a dose of at least about 0.8 mg of bromocriptine per dosage form and has Dv90 of less than about 10 μ m. The dosage form provides a dissolution profile, when tested in USP Apparatus Type 2 Paddle Method at 50 rpm in 500 mL of 0.1 N hydrochloric acid at about 37 °C, wherein at least about 90 % of the bromocriptine mesylate has been released at about 30 minutes.

In another aspect, the present application provides a tablet comprising micronized bromocriptine mesylate and one or more excipients; wherein the micronized bromocriptine mesylate is present in an amount that provides a dose of at least about 0.8 mg of bromocriptine per tablet; wherein the micronized bromocriptine mesylate has a Dv90 of less than about 10 μm ; and wherein not more than about 20% of the bromocriptine mesylate has a particle size of less than about 1 μm ; and wherein the tablet provides a dissolution profile, when tested in USP Apparatus Type 2 Paddle Method at 50 rpm in 500 mL of 0.1 N hydrochloric acid at about 37 °C., wherein not more than about 50% of the bromocriptine mesylate has been released at about 7 minutes, not more than about 75% of the bromocriptine mesylate has been released at about 10 minutes, and at least about 90 % of the bromocriptine mesylate has been released at about 30 minutes.

In yet another aspect, the present application provides a method for the manufacture of a bromocriptine mesylate tablet comprising: processing bromocriptine mesylate to reduce the average particle size of the bromocriptine mesylate to provide bromocriptine mesylate that has a Dv90 of less than about 10 μm and wherein not more than about 20% of the bromocriptine mesylate has a particle size of less than about 1 μm after the processing; blending the processed bromocriptine mesylate with excipients to form a mixture wherein the bromocriptine mesylate is substantially evenly distributed in the mixture, and compressing the mixture to form a tablet; wherein the tablet comprises bromocriptine mesylate in an amount that provides a dose of at least about 0.8 mg of bromocriptine; and wherein the tablet provides a dissolution profile, when tested in USP Apparatus Type 2 Paddle Method at 50 rpm in 500 mL of 0.1 N hydrochloric acid at about 37° C., wherein at least about 90% of the bromocriptine mesylate has been released at about 30 minutes.

In a further, the present application provides a method for the manufacture of a bromocriptine mesylate tablet comprising: determining that bromocriptine mesylate has a particle size distribution equivalent to a volume-based particle size distribution with a Dv90 of less than about 10 μm and wherein not more than about 20% of the bromocriptine mesylate has a particle size of less than about 1 μm ; blending the bromocriptine mesylate of determined particle size distribution with excipients to form a mixture wherein the bromocriptine mesylate is substantially evenly distributed in the mixture, and compressing the mixture to form a tablet; wherein the tablet comprises bromocriptine mesylate in an amount that provides a dose of at least about 0.8 mg of bromocriptine; and wherein the tablet

provides a dissolution profile, when tested in USP Apparatus Type 2 Paddle Method at 50 rpm in 500 mL of 0.1 N hydrochloric acid at about 37° C., wherein at least about 90% of the bromocriptine mesylate has been released at about 30 minutes.

In yet a further aspect, the present application provides a tablet comprising micronized bromocriptine mesylate and one or more excipients; wherein the micronized bromocriptine mesylate is present in an amount that provides a dose of at least about 0.8 mg of bromocriptine per tablet; wherein the micronized bromocriptine mesylate has a Dv90 of less than about 10 µm, and a volume-based particle size distribution with a span of about 2 or lower; and wherein the tablet provides a dissolution profile, when tested in USP Apparatus Type 2 Paddle Method at 50 rpm in 500 mL of 0.1 N hydrochloric acid at about 37° C., wherein at least about 90% of the bromocriptine mesylate has been released at about 30 minutes.

In another aspect, the present application provides a dosage form comprising micronized bromocriptine mesylate and one or more excipients in the form of an oral tablet; wherein the micronized bromocriptine mesylate is present in an amount that provides a dose of at least about 0.8 mg of bromocriptine per said oral tablet; and wherein the oral tablet provides for absorption of a substantial amount of bromocriptine through the gastric and/or intestinal mucosa when administered to a subject; and wherein the oral tablet has a dissolution profile wherein at least about 90% of the bromocriptine mesylate has been released at about 30 minutes, when tested in USP Apparatus Type 2 Paddle Method at 50 rpm in 500 mL of 0.1 N hydrochloric acid at about 37° C.

In a further aspect, the present application provides a dosage form comprising micronized bromocriptine mesylate and one or more excipients in the form of an oral tablet; wherein the micronized bromocriptine mesylate is present in an amount that provides a dose of at least about 0.8 mg of bromocriptine per said oral tablet; and wherein the oral tablet provides for absorption of a substantial amount of bromocriptine through the gastric and/or intestinal mucosa when administered to a subject; and wherein not more than about 50% of the bromocriptine mesylate has been released at about 7 minutes and not more than about 75% of the bromocriptine mesylate has been released at about 10 minutes when tested in USP Apparatus Type 2 Paddle Method at 50 rpm in 500 mL of 0.1 N hydrochloric acid at about 37° C.

In yet a further aspect, the present application provides a dosage form comprising micronized bromocriptine mesylate and one or more excipients in the form of an oral tablet; wherein the micronized bromocriptine mesylate is present in an amount that provides a dose of at least about 0.8mg of bromocriptine per said oral tablet; and wherein the oral tablet provides for absorption of a substantial amount of bromocriptine through the gastric and/or intestinal mucosa when administered to a subject; and wherein said dosage form exhibits a pharmacokinetic profile wherein the time to maximum plasma concentration (T_{max}) of bromocriptine is between about 30 and about 60 minutes following administration of the dosage form to the subject under fasting conditions or the T_{max} of bromocriptine is between about 90 and about 120 minutes following administration of the dosage form to the subject under high fat fed conditions.

In yet again another aspect, the present application provides a dosage form comprising micronized bromocriptine mesylate and one or more excipients in the form of an oral tablet; wherein the micronized bromocriptine mesylate is present in an amount that provides a dose of at least about 0.8 mg of bromocriptine per said oral tablet; and wherein the oral tablet provides for absorption of a substantial amount of bromocriptine through the gastric and/or intestinal mucosa when administered to a subject; and wherein the oral tablet has a dissolution profile wherein at least about 80% of the bromocriptine mesylate has been released at about 30 minutes, when tested in USP Apparatus Type 2 Paddle Method at 50 rpm in 500 mL of 0.1 N hydrochloric acid at about 37° C.

In another aspect, the present application provides a dosage form comprising bromocriptine mesylate and one or more excipients in the form of an oral tablet; wherein the bromocriptine mesylate is present in an amount that provides a dose of at least 0.8 mg of bromocriptine per said oral tablet; and wherein the oral tablet provides for absorption of a substantial amount of bromocriptine through the gastric and/or intestinal mucosa when administered to a subject; wherein the bromocriptine mesylate has a particle size distribution with a span of 2 or lower; and wherein the oral tablet has a dissolution profile wherein at least 80% of the bromocriptine mesylate has been released at 30 minutes, when tested in USP Apparatus Type 2 Paddle Method at 50 rpm in 500 mL of 0.1 N hydrochloric acid at 37 °C.

In yet another aspect, the present application provides a dosage form comprising bromocriptine mesylate and one or more excipients in the form of an oral tablet; wherein the

bromocriptine mesylate is present in an amount that provides a dose of at least 0.8 mg of bromocriptine per said oral tablet; and wherein the oral tablet provides for absorption of a substantial amount of bromocriptine through the gastric and/or intestinal mucosa when administered to a subject; wherein the bromocriptine mesylate has a particle size distribution with a span of 2 or lower; and wherein the dosage form exhibits a pharmacokinetic profile wherein the time to maximum plasma concentration (T_{\max}) of bromocriptine is between 30 and 60 minutes following administration of the oral tablet to the subject under fasting conditions or the T_{\max} of bromocriptine is between 90 and 120 minutes following administration of the oral tablet to the subject under high fat fed conditions.

In a further aspect, the present application provides a tablet comprising bromocriptine in micronized form and one or more excipients; wherein the tablet provides a dose of at least 0.8 mg of bromocriptine per said oral tablet; and wherein the tablet provides for absorption of a substantial amount of bromocriptine through the gastric and/or intestinal mucosa when administered to a subject; and wherein the tablet has a dissolution profile wherein at least 80% of the bromocriptine has been released at 30 minutes, when tested in USP Apparatus Type 2 Paddle Method at 50 rpm in 500 mL of 0.1 N hydrochloric acid at 37 °C.

In yet a further aspect, the present application provides a tablet comprising micronized bromocriptine mesylate and one or more excipients; wherein the micronized bromocriptine mesylate is present in an amount that provides a dose of at least 0.8 mg of bromocriptine per tablet; wherein the micronized bromocriptine mesylate has a Dv_{90} of less than 10 μm , and wherein not more than 20% of the bromocriptine mesylate has a particle size of less than 1 μm ; and wherein the tablet provides a dissolution profile, when tested in USP Apparatus Type 2 Paddle Method at 50 rpm in 500 mL of 0.1 N hydrochloric acid at 37 °C, wherein not more than 50 % of the bromocriptine mesylate has been released at 7 minutes, not more than 75% of the bromocriptine mesylate has been released at 10 minutes, and at least 80 % of the bromocriptine mesylate has been released at 30 minutes.

In yet again another aspect, the present application provides a tablet comprising micronized bromocriptine mesylate and one or more excipients; wherein the micronized bromocriptine mesylate is present in an amount that provides a dose of at least 0.8 mg of bromocriptine per tablet; wherein the micronized bromocriptine mesylate has a Dv_{90} of less than

10 μm , and a volume-based particle size distribution with a span of 2 or lower; and wherein the tablet provides a dissolution profile, when tested in USP Apparatus Type 2 Paddle Method at 50 rpm in 500 mL of 0.1 N hydrochloric acid at 37 °C, wherein at least 80 % of the bromocriptine mesylate has been released at 30 minutes.

In yet again a further aspect, the present application provides a method for the manufacture of a bromocriptine mesylate tablet comprising: processing bromocriptine mesylate to reduce the average particle size of the bromocriptine mesylate to provide bromocriptine mesylate that has a D_{v90} of less than 10 μm and wherein not more than 20% of the bromocriptine mesylate has a particle size of less than 1 μm after the processing; blending the processed bromocriptine mesylate with excipients to form a mixture wherein the bromocriptine mesylate is substantially evenly distributed in the mixture, and compressing the mixture to form a tablet; wherein the tablet comprises bromocriptine mesylate in an amount that provides a dose of at least 0.8 mg of bromocriptine; and wherein the tablet provides a dissolution profile, when tested in USP Apparatus Type 2 Paddle Method at 50 rpm in 500 mL of 0.1 N hydrochloric acid at 37 °C, wherein at least 80 % of the bromocriptine mesylate has been released at 30 minutes.

In another aspect, the present application provides a method for the manufacture of a bromocriptine mesylate tablet comprising: determining that bromocriptine mesylate has a particle size distribution equivalent to a volume-based particle size distribution with a D_{v90} of less than 10 μm and wherein not more than 20% of the bromocriptine mesylate has a particle size of less than 1 μm ; blending the bromocriptine mesylate of determined particle size distribution with excipients to form a mixture wherein the bromocriptine mesylate is substantially evenly distributed in the mixture, and compressing the mixture to form a tablet; wherein the tablet comprises bromocriptine mesylate in an amount that provides a dose of at least 0.8 mg of bromocriptine; and wherein the tablet provides a dissolution profile, when tested in USP Apparatus Type 2 Paddle Method at 50 rpm in 500 mL of 0.1 N hydrochloric acid at 37 °C, wherein at least 80 % of the bromocriptine mesylate has been released at 30 minutes.

In a further aspect, the present application provides a method of improving glycemic control in a type 2 diabetes patient, comprising administering to the patient in the morning within about two hours after waking an oral dosage form comprising: micronized bromocriptine mesylate and one or more excipients in the form of an oral tablet; wherein the micronized

bromocriptine mesylate is present in an amount that provides a dose of at least 0.8 mg of bromocriptine per said oral tablet; and wherein the oral tablet provides for absorption of a substantial amount of bromocriptine through the gastric and/or intestinal mucosa when administered to a subject; and wherein the oral tablet has a dissolution profile wherein at least 90% of the bromocriptine mesylate has been released at 30 minutes, when tested in USP Apparatus Type 2 Paddle Method at 50 rpm in 500 mL of 0.1 N hydrochloric acid at 37 °C.

In yet a further aspect, the present application provides a method of improving glycemic control in a type 2 diabetes patient, comprising administering to the patient in the morning within about two hours after waking an oral dosage form comprising: micronized bromocriptine mesylate and one or more excipients in the form of an oral tablet; wherein the micronized bromocriptine mesylate is present in an amount that provides a dose of at least 0.8 mg of bromocriptine per said oral tablet; and wherein the oral tablet provides for absorption of a substantial amount of bromocriptine through the gastric and/or intestinal mucosa when administered to a subject; and wherein not more than 50% of the bromocriptine mesylate has been released at 7 minutes and not more than 75% of the bromocriptine mesylate has been released at 10 minutes when tested in USP Apparatus Type 2 Paddle Method at 50 rpm in 500 mL of 0.1 N hydrochloric acid at 37 °C.

In yet another aspect, the present application provides a method of improving glycemic control in a type 2 diabetes patient, comprising administering to the patient in the morning within about two hours after waking an oral dosage form comprising: micronized bromocriptine mesylate and one or more excipients in the form of an oral tablet; wherein the micronized bromocriptine mesylate is present in an amount that provides a dose of at least 0.8 mg of bromocriptine per said oral tablet; and wherein the oral tablet provides for absorption of a substantial amount of bromocriptine through the gastric and/or intestinal mucosa when administered to a subject; and wherein said dosage form exhibits a pharmacokinetic profile wherein the time to maximum plasma concentration (T_{\max}) of bromocriptine is between 30 and 60 minutes following administration of the dosage form to the subject under fasting conditions or the T_{\max} of bromocriptine is between 90 and 120 minutes following administration of the dosage form to the subject under high fat fed conditions.

In yet again a further aspect, the present application provides a method of improving glycemic control in a type 2 diabetes patient, comprising administering to the patient in the morning within about two hours after waking an oral dosage form comprising: micronized bromocriptine mesylate and one or more excipients in the form of an oral tablet; wherein the micronized bromocriptine mesylate is present in an amount that provides a dose of at least 0.8 mg of bromocriptine per said oral tablet; and wherein the oral tablet provides for absorption of a substantial amount of bromocriptine through the gastric and/or intestinal mucosa when administered to a subject; and wherein the oral tablet has a dissolution profile wherein at least 80% of the bromocriptine mesylate has been released at 30 minutes, when tested in USP Apparatus Type 2 Paddle Method at 50 rpm in 500 mL of 0.1 N hydrochloric acid at 37 °C.

In another aspect, the present application provides a dosage form comprising bromocriptine mesylate and one or more excipients in the form of an oral tablet; wherein the bromocriptine mesylate is present in an amount that provides a dose of at least 0.8 mg of bromocriptine per said oral tablet; wherein the oral tablet provides for absorption of a substantial amount of bromocriptine through the gastric and/or intestinal mucosa when administered to a subject; wherein the bromocriptine mesylate has a particle size distribution with a Dv90 of 15 µm or lower; and wherein the oral tablet has a dissolution profile wherein at least 80% of the bromocriptine mesylate has been released at 30 minutes, when tested in USP Apparatus Type 2 Paddle Method at 50 rpm in 500 mL of 0.1 N hydrochloric acid at 37 °C.

In a further aspect, the present application provides a further method for the manufacture of a bromocriptine mesylate tablet. The method includes processing bromocriptine mesylate to reduce the average particle size of the bromocriptine mesylate to provide bromocriptine mesylate that has a Dv90 of less than about 20 µm and blending the processed bromocriptine mesylate with excipients to form a mixture wherein the bromocriptine mesylate is substantially evenly distributed in the mixture. The mixture is compressed to form a tablet. The tablet includes bromocriptine mesylate in an amount that provides a dose of at least about 0.8 mg of bromocriptine; and provides a dissolution profile,

when tested in USP Apparatus Type 2 Paddle Method at 50 rpm in 500 mL of 0.1 N hydrochloric acid at about 37 °C, wherein at least about 90 % of the bromocriptine mesylate has been released at about 30 minutes.

In another aspect, the present application provides a method for the manufacture of a bromocriptine mesylate tablet. The method includes determining that bromocriptine mesylate has a particle size distribution equivalent to a volume-based particle size distribution with a Dv90 of less than about 20 µm, blending the bromocriptine mesylate of determined particle size distribution with excipients to form a mixture wherein the bromocriptine mesylate is substantially evenly distributed in the mixture. The mixture is compressed to form a tablet. The tablet includes bromocriptine mesylate in an amount that provides a dose of at least about 0.8 mg of bromocriptine; and provides a dissolution profile, when tested in USP Apparatus Type 2 Paddle Method at 50 rpm in 500 mL of 0.1 N hydrochloric acid at about 37 °C, wherein at least about 90 % of the bromocriptine mesylate has been released at about 30 minutes.

In another aspect, the present application provides a method of treatment for improving glycemic control in a type 2 diabetes patient. The method includes administering a bromocriptine mesylate oral dosage form, for example a tablet, which includes micronized bromocriptine mesylate and one or more excipients. The micronized bromocriptine mesylate is present in an amount that provides a dose of at least about 0.8 mg of bromocriptine per dosage form and has Dv90 of less than about 10 µm. The dosage form provides a dissolution profile, when tested in USP Apparatus Type 2 Paddle Method at 50 rpm in 500 mL of 0.1 N hydrochloric acid at about 37 °C, wherein at least about 90 % of the bromocriptine mesylate has been released at about 30 minutes.

In another aspect, the present application provides a further method of treatment for improving glycemic control in a type 2 diabetes patient. The method includes processing bromocriptine mesylate to reduce the average particle size of the bromocriptine mesylate to provide bromocriptine mesylate that has a Dv90 of less than about 20 µm and blending the processed bromocriptine mesylate with excipients to form a mixture wherein the bromocriptine mesylate is substantially evenly distributed in the mixture. The mixture is compressed to form a tablet. The tablet includes bromocriptine mesylate in an amount that provides a dose of at least about 0.8 mg of bromocriptine; and provides a dissolution profile, when tested in USP Apparatus Type 2 Paddle Method at 50 rpm in 500 mL of 0.1 N hydrochloric acid at about 37 °C, wherein at least about 90 % of the bromocriptine mesylate

has been released at about 30 minutes. The tablet is provided for administration to the patient.

In another aspect, the present application provides a further method of treatment for improving glycemic control in a type 2 diabetes patient. The method includes determining that bromocriptine mesylate has a particle size distribution equivalent to a volume-based particle size distribution with a Dv90 of less than about 20 μm , blending the bromocriptine mesylate of determined particle size distribution with excipients to form a mixture wherein the bromocriptine mesylate is substantially evenly distributed in the mixture. The mixture is compressed to form a tablet. The tablet includes bromocriptine mesylate in an amount that provides a dose of at least about 0.8 mg of bromocriptine; and provides a dissolution profile, when tested in USP Apparatus Type 2 Paddle Method at 50 rpm in 500 mL of 0.1 N hydrochloric acid at about 37 °C, wherein at least about 90 % of the bromocriptine mesylate has been released at about 30 minutes. The tablet is provided for administration to the patient.

The details of one or more embodiments of the invention are set forth in the accompanying drawings and the description below. Other features, aspects, and advantages will be apparent from the description and drawings, and from the claims.

DESCRIPTION OF DRAWINGS

Figure 1 is a plot showing the correlation between release of bromocriptine mesylate at about 30 minutes for various batches of bromocriptine mesylate tablets and the Dv90 of the bromocriptine mesylate particles from which the batches were prepared.

Figure 2 is a plot showing the correlation between release at about 30 minutes for various batches of bromocriptine mesylate tablets and the span of the particle size distribution of the bromocriptine mesylate particles from which the batches were prepared.

Figure 3A shows the volume-based particle size distribution measured for a batch of bromocriptine mesylate particles before micronization.

Figure 3B shows the volume-based particle size distribution measured for a batch of bromocriptine mesylate particles after micronization.

Figure 4 shows the cumulative volume-based particle size distribution for a batch of micronized bromocriptine mesylate particles compared with batches of bromocriptine mesylate used in tablets which released about 96% of the bromocriptine at about 30 minutes (as compared to batches that released about 78% of the bromocriptine at about 30 minutes).

Figure 5 shows the volume-based particle size distribution measured for a batch of micronized bromocriptine mesylate particles used to manufacture bromocriptine mesylate tablets.

DETAILED DESCRIPTION

5 "About," as used herein, means approximately, *e.g.*, plus or minus approximately ten percent of the indicated value.

"Particle," as used herein, refers to an aggregated physical unit of a compound (*e.g.*, bromocriptine mesylate), *i.e.*, a piece or a grain.

10 "Particle size" as used herein, refers to the average linear dimension of a particle of a compound, for example the diameter of a spherical particle of a compound.

"Micronization," as used herein, refers to a process of reducing the average particle size of a solid material, typically to provide particles with a particle size of a few micrometers.

15 "Micronized," as used herein, refers to a material that has been subjected to micronization.

The term "oral dosage form" refers to a drug dosage form that provides for absorption of a substantial amount of the drug through the gastric and/or intestinal mucosa of the gastrointestinal tract.

20 The term "tablet" refers to an oral dosage form that comprises a mixture of active substances and excipients, usually in powder form, pressed or compacted from a powder into a solid dose.

25 "Particle size distribution" as used herein refers to the relative proportions of particles of a compound, such as bromocriptine mesylate, having a given particle size. While the particle size of a spherical object can be unambiguously and quantitatively defined by its diameter, particles comprising an active pharmaceutical ingredient, such as bromocriptine mesylate for example, may be non-spherical and irregular in shape. There are several methods by which those of ordinary skill in the art measure and express the size of non-spherical and irregular particles, such as measuring the size of such particles using laser diffractometry and expressing the size of such particles based on replacing a given particle
30 with an imaginary sphere that has one of a number of properties of the particle. Such properties can be selected from, for example, but are not limited to, the diameter of an imaginary sphere having the same volume of the particle being measured (volume-based

particle size), the diameter of an imaginary sphere having the same weight as the particle being measured (weight-based particle size), and the diameter of an imaginary sphere having the same surface area as the particle being measured (area-based particle size). Those having ordinary skill in the art are familiar with such methods, and the manner in which the results of such methods are expressed, and such methods can be applied to the embodiments disclosed herein without undue experimentation. The particle size distribution may be represented, for example, graphically as a plot. A common type of plot is a cumulative undersize plot which represents the fraction (e.g. by number, volume or mass) of particles that are smaller than the stated particle size.

The parameters Dv10, Dv50, Dv90 and Dv99 represent the particle size at the 10%, 50%, 90% and 99% points of the cumulative volume undersize particle size distribution. Thus, a "Dv10" for a material represents a particle size wherein 10% of the volume of the material consists of particles having a particle size equal to the Dv10 value or smaller. A "Dv50" for a material represents a particle size wherein 50% of the volume of the material consists of particles having a particle size equal to the Dv50 value or smaller. A "Dv90" for a material represents a particle size wherein 90% of the volume of the material consists of particles having a particle size equal to the Dv90 value or smaller. A "Dv99" for a material represents a particle size wherein 99% of the volume of the material consists of particles having a particle size equal to the Dv99 value or smaller.

The term "span" as used herein means a measure of the width of the distribution of given particle sizes of a given compound comprising an embodiment disclosed herein. In particular, the span of a given embodiment can be provided by measuring the size of the particles of a given compound using a volume-based particle size distribution method and applying the formula below, wherein Dv90, Dv10 and Dv50 are as hereinbefore defined:

$$\text{Span} = \frac{Dv90 - Dv10}{Dv50}$$

The term "treating" or "treatment" as used herein means the treating or treatment of a disease or medical condition (such as type 2 diabetes) in a patient, such as a mammal (particularly a human) that comprises ameliorating the disease or medical condition, i.e., eliminating or causing regression of the disease or medical condition in a patient, suppressing the disease or medical condition, i.e., slowing or arresting the development of the disease or medical condition in a patient; or alleviating the symptoms of the disease or medical condition in a patient.

The present application describes improved bromocriptine mesylate formulations for improving glycemic control and treating type 2 diabetes, manufacturing methods for preparing such formulations, as well as methods of using such formulations. The formulations may contain bromocriptine mesylate in an amount that provides a dose of at least about 0.8 mg, for example about 0.8 mg, of bromocriptine. The bromocriptine mesylate may be present in the formulations as the sole pharmaceutically active ingredient. The bromocriptine mesylate formulations may be oral dosage form, *e.g.*, tablets. The bromocriptine mesylate may substantially evenly distributed in the tablets.

In one aspect, the present application describes that in the preparation of bromocriptine mesylate formulations for improving glycemic control and treating type 2 diabetes, it has been discovered that controlling the size of the bromocriptine mesylate particles in the formulations may affect the potency and safety profile of the bromocriptine mesylate. The present application therefore provides methods for manufacturing bromocriptine tablets comprising bromocriptine mesylate particles having a controlled particle size, which provides a more consistent release of bromocriptine mesylate from the formulation, which release allows the formulation to be therapeutically effective for treating type 2 diabetes.

In some aspects, the present application provides methods for providing bromocriptine mesylate tablets with uniform content, such that the bromocriptine mesylate is uniformly distributed within an ingredient blend that is compressed to form tablets, and each tablet contains substantially the same amount of bromocriptine mesylate and, as a result, provides substantially the same dose of bromocriptine mesylate to the patient. This property is desirable so that bromocriptine tablets provide consistent efficacy, by ensuring that each tablet provides an efficacious amount of the drug, but also does not provide too high a dose of the drug which may lead to side effects.

The mode of action involved in using bromocriptine to improve glycemic control and treating type 2 diabetes presents challenges in developing and manufacturing formulations that are suitable for this purpose. Many drugs work best when the pharmacological action of the drug (*e.g.*, blocking a receptor or inhibiting an enzyme) is maintained throughout the period of treatment. While not being limited by theory, results from preclinical studies suggest that appropriately timed daily administration of bromocriptine in the morning normalizes aberrant hypothalamic neurotransmitter activities that induce, potentiate, and maintain the insulin-resistant, glucose-intolerant state.

Thus, it is believed that a formulation of bromocriptine mesylate manufactured to improve glycemic control and treat type 2 diabetes should provide a consistent, rapid and substantially complete release of the drug from the formulation to provide the optimum pharmacokinetic profile for treating diabetes. For example, while not being limited by theory, formulation of bromocriptine mesylate for improving glycemic control should be formulated in a tablet that provides a dose of at least about 0.8 mg of bromocriptine and which releases at least about 80%, or preferably at least about 90%, or at least about 95%, of the drug within about 30 minutes. Drug release can be measured, for example, using the methods and apparatus described in the U.S. Pharmacopoeia (USP), General Chapter 711, Dissolution, 34th Edition, 2011. A suitable method for measuring release of bromocriptine mesylate from the tablets described in the present application can use USP Apparatus Type 2 Paddle Method at 50 rpm in 500 mL of 0.1 N hydrochloric acid. The dissolution experiment is typically carried out at about 37 °C. Unless a product can be manufactured that consistently provides the specified dose and release profile, the resulting product may be less effective for improving glycemic control and treating type 2 diabetes and also may result in increased incidence of side-effects.

An accelerated release formulation of bromocriptine mesylate was described in U.S. Patent No. 5,679,685, which discusses that accelerated release from bromocriptine mesylate formulations could be achieved by formulating bromocriptine, an antioxidant, a filler, a disintegrating agent, a water scavenging agent and a lubricant. In the preferred formulation, the bromocriptine formulation included bromocriptine mesylate together with citric acid, corn starch, lactose filler and silicon dioxide and magnesium stearate. Use of anhydrous lactose filler is preferred to minimize moisture content. Citric acid is an antioxidant. Corn starch is a disintegrating agent. Colloidal silicone dioxide acts as a water-scavenger. Magnesium stearate acts as a lubricant. While the '685 patent describes the preparation of rapid release bromocriptine mesylate on a laboratory scale, difficulties have been encountered, however, in manufacturing such a formulation on a large scale suitable for commercial use because a high degree of variation in the dissolution and rate of release of bromocriptine mesylate from the finished drug product, and problems in achieving acceptable product uniformity were found.

One formulation and process for the large scale preparation of bromocriptine mesylate tablets is described in Example 1. The process for preparing the tablets on an 80 kg batch scale involved geometrical mixing of the ingredients in several sub-batches followed by final

mixing in a 5 ft³ V-blender followed by discharge into a stainless steel container which was used to feed a 38-station tablet press.

For manufacturing process validation purposes, three 80 kg batches of tablets were prepared using the method described in Example 1. As described in Example 2, both the dissolution (drug release) properties and the tablet content uniformity were measured for samples of tablets from each of the batches. All of the batches showed acceptable drug release, where at least about 97% of the drug had been released at about 30 minutes as measured using the USP Apparatus Type 2 Paddle Method at 50 rpm in 500 mL of 0.1 N hydrochloric acid at 37 °C. However, the batches did not show acceptable content uniformity as two of the three batches exhibited a relative standard deviation (RSD) bromocriptine content greater than the pass criteria. In addition, a trend was observed for all three batches in which the highest active ingredient content was found in tablets prepared towards the end of the compression run, which suggested that the non-uniformity might be accounted for by settling of the ingredients in the mixture after blending but before tablet compression was carried out.

A modified process was therefore developed and was carried out as described in Example 3. The tablets contain bromocriptine mesylate (0.945 mg/tablet) together with corn starch (9.00 mg/tablet) as a disintegrant, granular anhydrous citric acid (1.35 mg/tablet), anhydrous lactose (77.58 mg/tablet), colloidal silicon dioxide (0.45 mg/tablet) and magnesium stearate (0.675 mg/tablet). The tablets were prepared as described for the tablets of Example 1, except that the method for the final blending and tableting was modified. Based on the reasoning that the problem in achieving content uniformity when preparing a formulation as described in Example 1 was likely due to settling of ingredients after performing the final blending but before tableting, for example as a result of the transfer of blend from the blender to immediate storage containers prior to compression of the blended mixture, the method of Example 3 was modified to allow transfer of the blended mixture directly from the blending vessel to the tablet press for compression of the blended mixture. This was achieved by modifying the manufacturing process so that the final stage of blending was carried out in an in-bin hopper where the lubrication and final blending is performed. Following blending, the lubricated blend is transferred directly from the in-bin hopper to the tablet press using a valved transfer chute to avoid settling of the material prior to tablet compression.

Validation of the manufacturing method described in Example 3 for bromocriptine mesylate tablet manufacture was performed as described in Example 4. Three 80 kg batches of tablets were prepared using this method. Both the dissolution (drug release) properties and the tablet content uniformity were measured for samples of tablets from each of the batches.

5 All of the batches showed acceptable drug release, with an average of at least about 95% of the drug released at about 30 minutes as measured using the USP Apparatus Type 2 Paddle Method at 50 rpm in 500 mL of 0.1 N hydrochloric acid at 37 °C. In addition, all of the batches showed acceptable tablet content uniformity, with RSD values that were significantly lower than the RSD values quoted in Example 2 being observed. Therefore, a substantial

10 improvement in tablet content uniformity was achieved by the modification to the process involving carrying out the blending in an in-bin hopper and transferring the blended material directly for tableting *via* a valved transfer chute.

Based on the results of Example 4, a manufacturing process carried out as described in Example 3 is preferred for manufacturing bromocriptine mesylate tablets suitable for

15 treating type 2 diabetes to provide tablets with good content uniformity. Following blending of the formulation ingredients, compression of the mixture is carried out directly

Although the method of Example 3 gave bromocriptine mesylate tablets with good content uniformity, it was unexpectedly found that tablets made using the method exhibited poor reproducibility of drug release.

20 The problem of achieving consistent, rapid drug release from a bromocriptine mesylate formulation prepared for improving glycemic control in the treatment of type 2 diabetes is illustrated by the data described in Example 5. Although the validation batches described in Example 4 all had shown an acceptable drug release profile (i.e., wherein an average of about 95% or greater of the drug release has been released at about 30 minutes),

25 dissolution results obtained with further batches of bromocriptine mesylate tablets manufactured using the formulation and manufacturing process of Example 3 showed substantial variability in the percentage of drug released at 30 minutes (as determined using USP Apparatus Type 2 Paddle Method at 50 rpm in 500 mL of 0.1 N hydrochloric acid at 37 °C). Although certain batches had an acceptable release profile (i.e., about 90% or greater

30 had been released at about 30 minutes), several batches had a significantly lower and unacceptable degree of release. *See* Table 7.

As described in Example 6, an extensive investigation was conducted to determine the cause of the observed variability. This investigation included an evaluation of the analytical

method used to determine the amount of bromocriptine dissolved, a review of the raw materials, equipment, operators, batch records, and batch data, and the effect of variations in the blend time, tablet hardness, feeder speed, lactose particle size, reduced magnesium stearate concentration, removal of silicon dioxide, and reduced or increased corn starch concentration. In addition, batches of bromocriptine mesylate used in tablet batches having
5 different release profiles were compared using differential scanning calorimetry to investigate whether a change in form of the bromocriptine might be responsible for the variable drug release. None of these investigations succeeded in identifying a reason for the variable drug release properties that were observed.

10 Ultimately, the possible role of the particle size of bromocriptine mesylate used in the manufacturing process was investigated. The bromocriptine mesylate used for the preparation of the tablets was prepared by a process in which the bromocriptine mesylate crystals were generated by addition of methanesulfonic acid at a late stage of the production process. Although this process produces high quality bromocriptine mesylate, it does not
15 control the particle size distribution. From measurements of the particle size distributions of the bromocriptine mesylate batches used to prepare the various batches of tablets, it was found that the bromocriptine mesylate batches used to prepare the tablets had a variety of particle size distributions.

It was also found that there was a correlation between the particle size distribution and
20 whether or not the tablets manufactured using various bromocriptine mesylate batches provided release of drug in the manner required for effectively improving glycemic control in the treatment of type 2 diabetes, as summarized in Table 9. In particular, it was found that preparing bromocriptine mesylate tablets from bromocriptine mesylate having a Dv90 of less than about 20 μm consistently provided a drug release profile in which about 90% or more of
25 the bromocriptine mesylate had been released at about 30 minutes. In contrast, bromocriptine mesylate tablets prepared from bromocriptine mesylate having a Dv90 of more than about 20 μm failed to consistently provide a drug release profile in which at least 90 % of the bromocriptine mesylate had been released at about 30 minutes. The correlation between bromocriptine mesylate particle size and dissolution is shown in graphical form in Figure 1.

30 It was also found that there was a correlation between the span of the volume-based particle size distribution and drug release. Preparing bromocriptine mesylate tablets from bromocriptine mesylate with a particle-size distribution having a span of less than about 2.0 consistently provided a drug release profile in which 90% or more of the drug had been

released at about 30 minutes, whereas bromocriptine mesylate tablets prepared from bromocriptine mesylate having a volume-based particle distribution having a span of greater than about 2 did not consistently provide a drug release profile wherein at least about 90 % of the drug had been release at about 30 minutes. The correlation between bromocriptine
5 mesylate particle-size distribution span and dissolution is shown in graphical form in Figure 2.

Based on the foregoing results, it has therefore been discovered that the manufacture of bromocriptine mesylate tables for improving glycemic control in patients with type 2 diabetes can be improved significantly by carefully controlling the size of the bromocriptine
10 mesylate particles used in manufacturing the tablets. By controlling the particle size, tablets can be manufactured which consistently provide a release profile wherein about 90% or greater of the drug has been released at about 30 minutes thereby ensuring that the product is produced with a consistently acceptable potency and safety profile for improving glycemic control and treating type 2 diabetes. This is particularly useful when a manufacturing method
15 is employed that achieves improved content uniformity by employing direct transfer of the bromocriptine formulation mixture for tableting after blending without allowing time for the ingredients to settle in the blended mixture. Advantages include the ability to reproducibly produce drug product with a defined drug content and drug release profile to meet quality standards mandated by drug regulatory authorities such as the Food and Drug Administration.

20 Based on the foregoing studies, the inventors have found methods that, by using bromocriptine mesylate with controlled particle size as well as other methods described herein, bromocriptine mesylate tablets that are suitable for improving type 2 diabetes can be prepared with consistently good drug release properties as well as with good content uniformity.

25 One method that has been found useful is to control the particle size by use of micronized bromocriptine mesylate. In one aspect, it has been discovered that a superior bromocriptine mesylate formulation for improving glycemic control and treating type 2 diabetes can be prepared by using micronized bromocriptine mesylate for manufacturing bromocriptine mesylate tablets. The micronized bromocriptine mesylate may have a Dv90 of
30 less than about 10 μm . In some embodiments, the micronized bromocriptine has a Dv90 of less than about 5 μm .

In some embodiments, the micronized bromocriptine mesylate has a Dv99 of less than about 15 μm . In some embodiments, the micronized bromocriptine mesylate has a Dv99 of less than about 10 μm .

5 In some embodiments, the micronized bromocriptine mesylate has a volume-based particle size distribution wherein not more than about 20% of the bromocriptine mesylate has a particle size of less than about 1 μm .

10 In some embodiments, the micronized bromocriptine mesylate has a volume-based particle size with a Dv99 of less than about 15 μm ; a Dv90 of less than about 10 μm ; and wherein not more than about 20% of the bromocriptine mesylate has a particle size of less than about 1 μm .

The bromocriptine mesylate tablet prepared using micronized bromocriptine is formulated to provide a dissolution profile such that, when tested in USP Apparatus Type 2 paddle method at 50 rpm in 500 mL of 0.1 N hydrochloric acid at about 37 °C, the tablet has released at least about 80%, preferably at least about 90 % of the bromocriptine mesylate at about 30 minutes. Preferably, the bromocriptine mesylate tablet provides a dissolution profile such that the tablet has released at least about 95 % of the bromocriptine mesylate at about 30 minutes. In some embodiments, the bromocriptine mesylate tablet provides a dissolution profile such that the tablet has released at least about 80%, and preferably at least about 90%, of the bromocriptine mesylate at about 20 minutes.

20 Although the bromocriptine mesylate tablet is formulated to provide a dissolution profile such that, when tested in USP Apparatus Type 2 paddle method at 50 rpm in 500 mL of 0.1 N hydrochloric acid at about 37 °C, the tablet has released at least about 80%, preferably about 90%, or most preferably about 95%, of the bromocriptine mesylate at about 30 minutes, extremely rapid release of bromocriptine mesylate from the formulation may not be desired, since a formulation that releases bromocriptine extremely rapidly may result in an undesired spike in *in vivo* drug levels and may not be suitable for treating type 2 diabetes, or give rise to side-effects. Therefore, in some embodiments, the bromocriptine mesylate tablet prepared using micronized bromocriptine mesylate is formulated to provide a dissolution profile such that, when tested in USP Apparatus Type 2 paddle method at 50 rpm in 500 mL of 0.1 N hydrochloric acid at about 37 °C, not more than about 75%, not more than about 60%, or not more than about 50% of the bromocriptine mesylate has been released at about 7 minutes, and/or not more than about 90%, not more than about 85%, not more than about 80%, or, not more than about 75% of the bromocriptine mesylate has been released at about

30

10 minutes. The release profiles may be achieved by producing bromocriptine mesylate tablets using bromocriptine mesylate having a particular particle size distribution so that the finished drug product consistently provides a dissolution profile that is suitable for treatment of type 2 diabetes.

5 The bromocriptine mesylate tablet prepared using micronized bromocriptine mesylate is formulated to provide a pharmacokinetic profile wherein the time to maximum plasma concentration (T_{max}) following administration of six bromocriptine mesylate tablets, each providing a dose of about 0.8 mg of bromocriptine, is between about 30 and about 60 minutes, such as about 50 minutes, e.g. about 53 minutes, when the tablets are administered
10 under fasting conditions, or between about 90 and about 120 minutes, when the tablets are administered under high fat fed conditions, to adult subjects.

 The bromocriptine mesylate tablet may contain an amount of bromocriptine mesylate that provides a dose of at least about 0.8 mg of bromocriptine mesylate per tablet.

 The formulations disclosed herein may further include citric acid. Citric acid may act
15 as an antioxidant to improve the stability of the bromocriptine, but also may enhance bromocriptine absorption. Other antioxidants which may be used include, but are not limited to, vitamins A, C, E, beta-carotene, zinc, selenium, glutathione, coenzyme Q-10 and echinacea. The formulations disclosed herein may also include one or more disintegrating agent. Examples of suitable disintegrating agents include, but are not limited to, corn starch,
20 sodium starch glycolate, sodium carboxymethyl cellulose, calcium carboxymethyl cellulose, croscarmellose sodium, crospovidone, polyvinylpyrrolidone, methyl cellulose, microcrystalline cellulose, lower alkyl-substituted hydroxypropyl cellulose, starch, pregelatinised starch and sodium alginate. The formulations disclosed herein may also include one or more diluents. Examples of suitable diluents include, but are not limited to,
25 lactose (e.g., monohydrate, spray-dried monohydrate, anhydrous and the like), mannitol, xylitol, dextrose, sucrose, sorbitol, microcrystalline cellulose, starch and dibasic calcium phosphate dihydrate. The formulations disclosed herein may also include one or more lubricants. Examples of suitable lubricants include, but are not limited to, magnesium stearate, colloidal silicon dioxide, calcium stearate, zinc stearate, stearic acid, talc, glyceryl
30 behenate, polyethylene glycol, polyethylene oxide polymers, sodium lauryl sulfate, magnesium lauryl sulfate, sodium oleate, sodium stearyl fumarate, DL-leucine, colloidal silica, and others as known in the art. In some embodiments, the formulation used is prepared substantially as described in Example 9 using micronized bromocriptine mesylate.

Micronization provides for reduction of particle size to provide particles that are on the order of microns in diameter as measured by methods known to those of ordinary skill in the art, such as the volume distribution method. Methods of micronizing bromocriptine mesylate to afford formulations disclosed herein include those that are known to those of ordinary skill in the art and include, but are not limited to, milling, grinding, and the use of supercritical fluids. For example, one method of micronization (the "rapid expansion of supercritical solutions" or RESS method), material is dissolved in supercritical fluid under high temperature and pressure and the resulting solution is expanded through a nozzle to form small particles.

Micronization by jet milling is a method that can be used to produce particles in the lower micrometer range, and is the preferred method for micronizing bromocriptine mesylate. In brief, the raw material with a maximum size of about 1 to 2 mm is introduced into the milling chamber via a gas stream. Within the milling chamber a circular gas stream accelerates the particles which are micronized by collision with each other or with the wall of the chamber. The ground particles are removed from the milling chamber by the gas stream, while the larger ones stay inside due to centrifugal forces. In the preferred process for micronizing bromocriptine, micronization is performed using a jet mill under a nitrogen atmosphere at a controlled temperature of about 0 °C.

Example 7 describes the preparation of batches of micronized bromocriptine mesylate and characterization of their properties. As shown in Table 10, micronization produced bromocriptine material with similar particle size distributions after micronization even when bromocriptine mesylate batches with rather different materials were used as the starting material. Exemplary particle size distributions for a batch of bromocriptine mesylate before and after micronization are shown in Figures 3A and 3B.

Example 8 illustrates the improved and consistent drug release profiles that can be achieved by employing micronized bromocriptine mesylate to prepare bromocriptine mesylate tablets. Tablets prepared with micronized bromocriptine mesylate had significantly improved drug release (98% of the bromocriptine released by 30 minutes) compared to tablets prepared from the same batch of bromocriptine mesylate without micronization (which released only 69% of the bromocriptine mesylate at 30 minutes).

The relationship between particle size distribution and drug release/dissolution for bromocriptine mesylate is further illustrated in Figure 4. Figure 4 shows plots of the cumulative volume-based particle size distribution for three batches of bromocriptine

mesylate: a batch of bromocriptine mesylate which was used in a bromocriptine mesylate tablet formulation (prepared as described in Example 3) which had released 96% of the bromocriptine mesylate at 30 minutes when tested in USP Apparatus Type 2 Paddle Method at 50 rpm in 500 mL of 0.1 N hydrochloric acid at about 37 °C; a batch of bromocriptine
5 mesylate which was used in a bromocriptine mesylate tablet formulation (prepared as described in Example 3) which had released about 78% of the bromocriptine mesylate at 30 minutes when tested in USP Apparatus Type 2 Paddle Method at 50 rpm in 500 mL of 0.1 N hydrochloric acid at about 37 °C; and a batch of micronized of bromocriptine mesylate.

In another aspect, it has been discovered that a method of manufacturing a
10 bromocriptine mesylate formulation for improving glycemic control in treating type 2 diabetes using a manufacturing process that selectively controls bromocriptine mesylate particle size, for example by employing particle size measurement and/or processing bromocriptine mesylate to reduce the particle size, to prepare bromocriptine mesylate tablets that, when tested in USP Apparatus Type 2 Paddle Method at 50 rpm in 500 mL of 0.1 N
15 hydrochloric acid at about 37°C consistently provide a drug release profile wherein at least 90%, and preferably at least 95%, of the drug is released within about 30 minutes. The result is achieved by controlling the particle size distribution of the bromocriptine mesylate to be within the particle size range that has been found to result in bromocriptine tablets having the desired drug release profile.

In some embodiments, particle size measurement is employed to select bromocriptine mesylate having a particle size distribution that consistently provides a drug release profile wherein at least about 80%, or preferably least about 90%, or at least about 95%, of the drug is released within about 30 minutes. The method comprises determining that the bromocriptine mesylate has a particle size distribution which provides the requisite drug
25 release profile and subsequently blending the bromocriptine mesylate of determined particle size distribution with excipients to form a mixture wherein the bromocriptine mesylate is substantially evenly distributed in the mixture, and then compressing the mixture to form one or more tablets. The tablet may comprise an amount of bromocriptine mesylate that provides a dose of at least about 0.8 mg of bromocriptine. The tablet may provide a dissolution
30 profile, when tested in USP Apparatus Type 2 Paddle Method at 50 rpm in 500 mL of 0.1 N hydrochloric acid at about 37 °C, wherein at least about 80%, or preferably at least about 90% or about 95%, of the bromocriptine mesylate has been released at about 30 minutes. The method preferably comprises determining that the bromocriptine mesylate has a Dv90 of less

than about 20 μm . It is not essential to determine the volume-based particle size distribution *per se* since other methods of measuring the particle size distribution (such as number-based or mass-based methods) could be used. The method should, however, comprise determining that the bromocriptine mesylate particle size distribution is equivalent to a Dv90 of less than about 20 μm .

In some embodiments, particle size measurement is employed to select bromocriptine mesylate having a particle size distribution that consistently provides a drug release profile wherein at least about 80%, and preferably at least about 90%, of the bromocriptine mesylate has been released at about 20 minutes when tested in USP Apparatus Type 2 Paddle Method at 50 rpm in 500 mL of 0.1 N hydrochloric acid at about 37 °C.

In some embodiments, particle size measurement is employed to select bromocriptine mesylate having a particle size distribution that consistently provides a drug release profile wherein not more than about 75%, not more than about 60%, or not more than about 50% of the bromocriptine mesylate has been released at about 7 minutes when tested in USP Apparatus Type 2 Paddle Method at 50 rpm in 500 mL of 0.1 N hydrochloric acid at about 37 °C, and/or not more than about 90%, not more than about 85%, not more than about 80%, or not more than about 75%, of the bromocriptine mesylate has been released at about 10 minutes when tested in USP Apparatus Type 2 Paddle Method at 50 rpm in 500 mL of 0.1 N hydrochloric acid at about 37 °C.

In some embodiments, particle size measurement is employed to select bromocriptine mesylate having a particle size distribution that consistently provides a tablet with a pharmacokinetic profile wherein the time to maximum plasma concentration (T_{max}) following administration of six bromocriptine mesylate tablets, each providing a dose of about 0.8 mg of bromocriptine, is between about 30 and about 60 minutes, such as about 50 minutes, e.g. about 53 minutes, when the tablets are administered under fasting conditions, or between about 90 and about 120 minutes, when the tablets are administered under high fat fed conditions, to adult subjects.

The size of the bromocriptine mesylate particles and the particle size distribution may be determined by any of several methods. Methods useful for analyzing particle size within the range of about 10 nm to 100 μm , include, but are not limited to: laser diffraction particle size analysis, mechanical sieving, optical microscopy, ultracentrifugation, sedimentation, air permeability, electron microscopy, scanning electron microscopy and Coulter Counter techniques. Methods for determining particle size are described, for example, in Martin et

al., Physical Pharmacy, 3rd Ed., Lea & Febiger, Philadelphia (1983); and Merkus et al., Particle Size Measurements, Fundamentals, Practice, Quality, Springer (2009).

Optical microscopy is useful for particle size measurement in the range of about 0.2 μm to about 100 μm . For optical microscopy, an emulsion or suspension, diluted or undiluted, is mounted on a slide or ruled cell. The microscope eyepiece is fitted with a micrometer by which the size of the particles may be estimated.

Mechanical sieving uses a series of standard sieves calibrated by the National Bureau of Standards. Mechanical sieves may be used for screening material as fine as 44 μm (No. 325 sieve). Sieves manufactured by photo-etching and electroforming are available with apertures from 90 μm to 5 μm .

Measurements obtained using laser diffraction are preferred. These techniques operate on the principle that different sizes of particles produce a different diffraction pattern, which depends on the size of the particle. In laser particle size analysis, laser light which has been passed through a sample of particles is scattered onto a Fourier lens that focuses the scattered light onto a detector array. An inversion algorithm is used to infer the particle size distribution from the collected diffracted light data.

Laser diffraction measurement of particle size can use a dry method (wherein a suspension of the compound/salt in an airflow crosses the laser beam) or a wet method (wherein a suspension of the compound/salt in a liquid dispersing medium, such as isooctane or about 0.05% lecithin in isooctane or (e.g., if compound is soluble in isooctane) 0.1% Tween 80 in water, crosses the laser beam. With laser diffraction, particle size is preferably calculated using the Fraunhofer calculation; and/or preferably a Sympatec or Malvern Mastersizer apparatus is used for measurement.

The particle size distribution ranges defined herein are based upon measurements made using technology and instruments using laser particle size analysis using the instruments and methods developed by SYMPATEC GmbH, in particular Sympatec HELOS which can provide particle size analysis of dry and wet samples, i.e., of powders, suspensions, emulsions or sprays and is built to the specifications of ISO 13320 "Particle size analysis - laser diffraction methods."

Notwithstanding expected variability in the precise values for particle size and particle size distribution measurements obtained using different instruments and analytical methods, the claims are not intended to be limited by or to a particular method of particle-size measurement or analysis.

In some embodiments, the particle size of the bromocriptine mesylate used to make bromocriptine mesylate tablet is controlled by including in the manufacturing process a step of processing bromocriptine mesylate to reduce its average particle size so as to provide bromocriptine mesylate that has a Dv90 of less than about 20 μm . The bromocriptine mesylate used as a starting material may have a Dv90 of more than about 20 μm and the processing may include reducing the size of bromocriptine mesylate particles (e.g., by grinding, milling, or micronization) or sieving to remove larger particles. After the bromocriptine mesylate particle size has been reduced, the bromocriptine mesylate is blended with excipients to form a mixture wherein the bromocriptine mesylate is evenly distributed in the mixture, and then the mixture is compressed to form one or more tablets. The tablet may comprise an amount of bromocriptine mesylate that provides a dose of at least about 0.8 mg of bromocriptine. The tablet may provide a dissolution profile, when tested in USP Apparatus Type 2 Paddle Method at 50 rpm in 500 mL of 0.1 N hydrochloric acid at about 37 °C, wherein at least about 80%, preferably at least about 90%, or at least about 95%, of the bromocriptine mesylate has been released at about 30 minutes. In some embodiments, the tablet may provide a dissolution profile, when tested in USP Apparatus Type 2 Paddle Method at 50 rpm in 500 mL of 0.1 N hydrochloric acid at about 37 °C, wherein at least about 80%, or at least about 90%, of the bromocriptine mesylate has been released at about 30 minutes. In some embodiments, the tablet may provide a dissolution profile, when tested in USP Apparatus Type 2 Paddle Method at 50 rpm in 500 mL of 0.1 N hydrochloric acid at about 37 °C, wherein not more than about 75%, not more than about 60%, or not more than about 50% of the bromocriptine mesylate has been released at about 7 minutes, and/or not more than about 90%, not more than about 85%, not more than about 80% or, not more than about 75% of the bromocriptine mesylate has been released at about 10 minutes.

In some embodiments, the tablet may have a pharmacokinetic profile wherein the time to maximum plasma concentration (T_{max}) following administration of six bromocriptine mesylate tablets, each providing a dose of about 0.8 mg of bromocriptine, is between about 30 and about 60 minutes, such as about 50 minutes, e.g. about 53 minutes, when the tablets are administered under fasting conditions, or between about 90 and about 120 minutes, when the tablets are administered under high fat fed conditions, to adult subjects.

In some embodiments of the methods described above, the bromocriptine mesylate used for manufacturing the tablets is selected or processed to have a Dv90 of less than about 20 μm , less than about 18 μm , less than about 16 μm , less than about 15 μm , less than about

10 μm , or less than about 5 μm . In some embodiments, the bromocriptine mesylate used for manufacturing the tablets is selected or processed to have a Dv50 of less than about 10 μm , less than about 8 μm , less than about 7 μm , or less than about 5 μm . In some embodiments, the bromocriptine mesylate used for manufacturing the tablets is selected or processed to have a Dv10 of less than about 5 μm , less than about 3 μm , or less than about 2 μm . In some embodiments of the methods described above, the bromocriptine mesylate used for manufacturing the tablets is selected or processed to have a volume-based particle size distribution such that not more than about 40%, not more than about 20%, not more than 10% or not more than about 5% of the bromocriptine mesylate has a particle size of less than about 1 μm .

In some embodiments, the bromocriptine mesylate used for manufacturing the tablets is selected or processed to have a particle size such that the particle size distribution has a Dv90 of about 20 μm or lower, a Dv50 of about 10 μm or lower and a Dv10 of about 5 μm or lower. In some embodiments, the bromocriptine mesylate used for manufacturing the tablets is selected or processed to have a particle size such that the particle size distribution has a Dv90 of about 15 μm or lower, a Dv50 of about 8 μm or lower and a Dv10 of about 3 μm or lower. In some embodiments, the bromocriptine mesylate used for manufacturing the tablets is selected or processed to have a particle size such that the particle size distribution has a Dv90 of about 10 μm or lower, a Dv50 of about 5 μm or lower and a Dv10 of about 3 μm or lower. In some embodiments, the bromocriptine mesylate used for manufacturing the tablets is selected or processed to have a particle size such that the particle size distribution has a Dv90 of about 8 μm or lower, a Dv50 of about 5 μm or lower and a Dv10 of about 3 μm or lower. In some embodiments, the bromocriptine mesylate used for manufacturing the tablets is selected or processed to have a particle size such that the particle size distribution has a Dv90 of about 5 μm or lower, a Dv50 of about 3 μm or lower and a Dv10 of about 1 μm or lower.

In some embodiments bromocriptine mesylate used for manufacturing the tablets is selected or processed to have a volume-based particle size such that the particle size span is about 3 or lower, about 2.5 or lower, or about 2 or lower.

In addition, in some embodiments, particle size measurement as described above and processing to reduce the average particle size may be combined to provide additional control in preparing bromocriptine mesylate tablets. For example, following processing to reduce the average particle size, particle size measurement may be performed to ensure that the particle

size distribution is within a range that provides consistent drug release. In addition, micronization may be employed as a technique to reduce the particle size to prepare a bromocriptine mesylate tablet that comprises micronized bromocriptine as described in greater detail above.

5 The bromocriptine mesylate tablet prepared by the methods described herein may be formulated with citric acid. The formulation may also include a disintegrating agent. In some embodiments, the disintegrating agent is corn starch. In some embodiments, the formulation further comprises lactose, colloidal silicon dioxide and magnesium stearate. In some embodiments, the bromocriptine mesylate tablets are prepared substantially as described in Example 1.

10 As discussed above, the data provided in Example 8 (Table 11) illustrate the effect of processing bromocriptine mesylate to improve and provide consistent dissolution properties and show that a significantly greater degree of drug release (at 30 minutes) was obtained from tablets manufactured using micronized bromocriptine mesylate as compared to the same batch of bromocriptine mesylate without micronization. The data also demonstrate the effectiveness of controlling particle size and employing processing to reduce the bromocriptine mesylate particle size for consistently producing a drug product with superior release properties.

15 The bromocriptine mesylate tablets described herein, and bromocriptine mesylate tablets prepared by the methods herein, may be used to treat type 2 diabetes by improving glycemic control in an individual with type 2 diabetes. The tablet is administered within about two hours after waking in the morning with food. The initial dose is about 0.8 mg of bromocriptine daily, which is increased weekly by one tablet until a maximal tolerated daily dose of about 1.6 to about 4.8 mg (2 to 6 tablets) is achieved.

25

EXAMPLES

The inventors' discoveries are illustrated by the following examples, which are not intended to limit the scope of the claims. Other variations or embodiments of the invention will also be apparent to one of ordinary skill in the art from the above descriptions and the following Examples.

Example 1. Preparation of a Bromocriptine Mesylate Tablet Formulation.

Bromocriptine mesylate tablets are prepared having the ingredients listed in Table 1 below.

Table 1. Bromocriptine Mesylate Tablet Formulation.

Ingredient	Quantity (mg/tablet)	Quantity (kg/batch)
Bromocriptine mesylate USP	0.945	0.84
Corn starch NF	9.00	8.00
Granular anhydrous citric acid USP	1.35	1.20
Anhydrous lactose NF	77.58	69.00
Colloidal silicon dioxide NF	0.45	0.40
Magnesium Stearate NF	0.675	0.60
Total Weight	90.0	80.0

The tablets were prepared by geometrical mixing via trituration of bromocriptine mesylate (Euticals S.p.a., Milan) with corn starch as four triturations in a PK BlendMaster™ V-Blender. Sequentially, two sub-loads of granular anhydrous citric acid and corn starch were mixed in a PK BlendMaster™. These two sub-loads were each divided into two equal sub-loads, yielding a total of four sub-loads. Each of the four bromocriptine mesylate triturations was then mixed with adjusted amounts of anhydrous lactose, corn starch and one citric acid/starch corn sub-load in a Fielder PMA 65 mixer to form four premixes [A-D]. A 2.0 kg quantity was removed after Premix A for mixing in a PK BlendMaster™ with colloidal silicon dioxide and magnesium stearate to form a lubricant premix. The four premixes were then loaded in sequential order, with the lubricant premix loaded in between premixes B and C, into a 5 ft³ V-blender where lubrication/final blending was performed. The lubricated blend was then discharged into a stainless steel container which was used to feed a 38-station HATA tablet press. The tablets were compressed using the tablet press.

Example 2. Validation Studies For Tablets Prepared According to Example 1.

Three batches were prepared using the method described in Example 1 to validate the manufacturing method.

Drug release profiles for samples of the tablets were measured using the USP Apparatus Type 2 Paddle Method at 50 rpm in 500 mL of 0.1 N hydrochloric acid at 37 °C. Table 2 below shows the drug release profiles obtained for tablets from each batch.

Table 2. Drug Release from Three Batches of Bromocriptine Mesylate Tablets Prepared as Described in Example 1.

Batch No.	Time (minutes)	Average % Release (n=12)
1	10	78
	20	96
	30	99
	40	100
2	10	72
	20	91
	30	97
	40	98
3	10	81
	20	95
	30	100
	40	101

In addition, blend uniformity and tablet content uniformity were assessed.

Blend uniformity was assessed by assaying the content of the powdered formulation at ten locations in the blender following final blending but before tableting. All of the batches met the criteria for blend uniformity.

Tablet content uniformity was evaluated on a sample of 60 tablets from each batch. The tablets were assayed to assess, *inter alia*, the amount of bromocriptine present in the tablet relative to the label amount of 0.8 mg of bromocriptine. In addition, the mean and relative standard deviation (RSD) bromocriptine mesylate content was calculated for each batch. The content uniformity results obtained are summarized in Table 3. The tablet content

uniformity requirements were not met for batches 2 and 3. In addition, a trend was observed for all three batches in which the highest active ingredient content was found in tablets prepared towards the end of the compression run.

Table 3. Content Uniformity Evaluation for Three Batches of Bromocriptine Mesylate
5 **Tablets Prepared as Described in Example 1 (n = 60 tablets for each batch).**

Batch No.	Bromocriptine Content (% of label)		RSD	RSD Pass Criterion [†]	Pass/Fail
	Mean	Range			
1	101.5	95.4-108.9	3.13	4.52	Pass
2	103.0	96.7-113.2	4.03	4.01	Fail
3	100.5	92.2-113.1	5.05	4.85	Fail

[†] The RSD pass criteria vary according to the bromocriptine content and are calculated using Bergum's method. Meeting the criterion provides 90% assurance that at least 95% of future samples from the same population would pass the USP content uniformity test

Example 3. Modified Procedure for the Preparation of a Bromocriptine Mesylate

10 **Tablet Formulation.**

Bromocriptine mesylate tablets were prepared having the ingredients listed in Table 4 below.

Table 4. Bromocriptine Mesylate Tablet Formulation.

Ingredient	Quantity (mg/tablet)	Quantity (kg/batch)
Bromocriptine mesylate USP	0.945	0.84
Corn starch NF	9.00	8.00
Granular anhydrous citric acid USP	1.35	1.20
Anhydrous lactose NF	77.58	69.00
Colloidal silicon dioxide NF	0.45	0.40
Magnesium Stearate NF	0.675	0.60
Total Weight	90.0	80.0

The tablets were prepared by geometrical mixing via trituration of bromocriptine
15 mesylate (Euticals S.p.a., Milan) with corn starch as four triturations in a PK BlendMaster™
V-Blender. Sequentially, two sub-loads of granular anhydrous citric acid and corn starch

were mixed in a PK BlendMaster™. These two sub-loads were each divided into two equal sub-loads, yielding a total of four sub-loads. Each of the four bromocriptine mesylate triturations was then mixed with adjusted amounts of anhydrous lactose, corn starch and one citric acid/starch corn sub-load in a Fielder PMA 65 mixer to form four premixes [A-D]. A
5 2.0 kg quantity is removed after Premix A for mixing in a PK BlendMaster™ with colloidal silicon dioxide and magnesium stearate to form a lubricant premix. The four premixes were then loaded in sequential order, with the lubricant premix loaded in between premixes B and C, into an 8 ft³ in-bin hopper; where lubrication/final blending was performed. The lubricated blend was then transferred from the in-bin hopper to a tablet press using a valved
10 transfer chute, and then compressed using a 38-station Hata tablet press.

Example 4. Validation Studies For Tablets Prepared According to Example 3.

To validate the manufacturing method, three batches were prepared using the method described in Example 3.

Drug release profiles for samples of the tablets were measured using the USP
15 Apparatus Type 2 Paddle Method at 50 rpm in 500 mL of 0.1 N hydrochloric acid at 37 °C. Table 5 below shows the drug release profiles obtained for tablets from each batch.

Table 5. Drug Release from Three Batches of Bromocriptine Mesylate Tablets Prepared as Described in Example 3.

Batch No.	Time (minutes)	Average % Release (n=12)
1	10	91
	20	101
	30	104
	40	103
2	10	84
	20	100
	30	103
	40	104
3	10	83
	20	95
	30	97
	40	98

In addition, blend uniformity and tablet content uniformity were assessed.

Blend uniformity was assessed by assaying the content of the powdered formulation at ten locations in the blender following final blending but before tableting. All of the batches met the criteria for blend uniformity.

Tablet content uniformity was evaluated on a sample of 60 tablets from each batch. The tablets were assayed to assess, *inter alia*, the amount of bromocriptine present in the tablet relative to the label amount of 0.8 mg of bromocriptine. In addition, the mean and relative standard deviation (RSD) bromocriptine mesylate content was calculated for each batch. The content uniformity results obtained are summarized in Table 6. In this case all three batches met the tablet content uniformity requirements, with RSD values that were significantly lower than the RSD values quoted in Example 2 being observed.

Table 6. Content Uniformity Evaluation for Three Batches of Bromocriptine Mesylate Tablets Prepared as Described in Example 4 (n = 60 tablets for each batch).

Batch No.	Bromocriptine Content (% of label)	RSD	RSD Pass Criterion [†]	Pass/Fail
-----------	---------------------------------------	-----	------------------------------------	-----------

	Mean	Range			
1	102.5	98.6-110.4	1.83	4.18	Pass
2	101.5	96.9-107.0	2.24	4.52	Pass
3	100.8	95.7-105.9	1.83	4.75	Pass

[†] The RSD pass criteria vary according to the bromocriptine content and are calculated using Bergum's method. Meeting the criterion provides 90% assurance that at least 95% of future samples from the same population would pass the USP content uniformity test

Example 5. Evaluation of Drug Release from Bromocriptine Mesylate Tablet

5 Preparations.

Over a period of time, a number of batches of bromocriptine mesylate tablets were prepared by methods substantially similar to the method described in Example 1 using micronized bromocriptine mesylate purchased from Euticals, S.p.a. Drug release from each batch of tablets was measured using USP Apparatus Type 2 Paddle Method at 50 rpm in 500 mL of 0.1 N hydrochloric acid at 37 °C at 30 minutes. The result of the drug release measurements, showing the percentage of drug released at about 30 minutes for each batch (entries 2, 3, 4, 5, 6, 16, 17, 20 and 22 are for single tablet batches, other entries represent data from multiple tablet batches) is summarized in Table 7 below.

Table 7. Dissolution Results Showing Percentage of Bromocriptine Mesylate Released at 30 Minutes From Different Batches of Bromocriptine Mesylate Tablets Prepared by Methods Substantially Similar to Example 1.

Table Entry	Average Percentage Released at about 30 minutes (n = 6 to 24)
1	96
2	93
3	93
4	93
5	91
6	91
7	94
8	95
9	96

Table Entry	Average Percentage Released at about 30 minutes (n = 6 to 24)
10	97
11	98
12	98
13	99
14	104
15	89
16	91
17	91
18	92
19	92
20	87
21	87
22	87
23	89
24	78
25	89
26	82
27	84
28	68
29	72
30	76

Example 6. Investigation of the Cause of Variable Drug Release from Bromocriptine Mesylate Tablet Preparations.

An investigation was conducted into potential reasons for the variable drug release from different bromocriptine mesylate tablet preparations. The investigation covered
5 analytical as well as manufacturing sources for the unexpected drug release results.

A number of variables in the HPLC analytical method used to measure the extent of drug release were investigated. Although it was found that minor improvements to reduce variability could be achieved, for example by using low actinic glassware, a chilled HPLC

autosampler, and disposable plastic syringes, the variability could not be attributed to laboratory causes alone.

Investigation of the manufacturing process included numerous aspects of the production process, including the raw materials, equipment, operators, batch records, and batch data without identifying a root cause. As a result, smaller scale studies were designed to evaluate formulation variables and key operational variables of the production process. A summary of these studies and results obtained are provided in Table 8.

Table 8. Summary of Process Investigations Conducted to Investigate the Cause of Variable Drug Release from Bromocriptine Mesylate Tablet Preparations.

Study Description	Dissolution Results
Low lubrication blend time	Comparable to Control
High lubrication blend time	Comparable to Control
Low tablet hardness	Comparable to Control
High tablet hardness	Comparable to Control
Low feeder speed	Comparable to Control
High feeder speed	Comparable to Control
Small particle size lactose	Comparable to Control
Reduced magnesium stearate concentration	Comparable to Control
Removal of silicon dioxide	Comparable to Control
Reduced corn starch concentration	Comparable to Control
Increased corn starch concentration	Comparable to Control

Finally, the possible role of the particle size of bromocriptine mesylate used in the manufacturing process was investigated. The volume-based particle size distribution for the bromocriptine mesylate used in preparing the tablet batches was measured by laser diffractometry using a Sympatec HELOS Laser Diffractometer. The results are shown in Table 9, which lists the bromocriptine particle size distribution that was determined for the various batches of bromocriptine mesylate and the percentage drug that was released by 30 minutes determined for each of the batches.

Table 9. Dissolution Results Showing the Relationship Between the Percentage of Bromocriptine Mesylate Released at 30 Minutes Batches of Bromocriptine Mesylate

Tablets and the Particle Size Distributions of the Bromocriptine Mesylate Used for Tablet Preparation.

Table Entry	Dv10	Dv50	Dv90	Span	Average Percentage Released at about 30 minutes (n = 6 to 24)
1	1.5	4.2	12.6	2.7	96
2	1.5	4.2	12.6	2.7	93
3	1.8	5.3	14.4	2.4	93
4	1.6	4.6	12.3	2.3	93
5	1.8	5.3	14.4	2.4	91
6	2.4	7.2	15.3	1.8	91
7	2.4	7.2	15.3	1.8	94
8	2.4	7.2	15.3	1.8	95
9	2.4	7.2	15.3	1.8	96
10	2.4	7.2	15.3	1.8	97
11	2.4	7.2	15.3	1.8	98
12	2.4	7.2	15.3	1.8	98
13	2.4	7.2	15.3	1.8	99
14	2.4	7.2	15.3	1.8	104
15	3.1	10.4	28.1	2.4	89
16	3.1	10.4	28.1	2.4	91
17	2.4	7.2	15.3	1.8	91
18	3.1	10.4	28.1	2.4	92
19	3.1	10.4	28.1	2.4	92
20	3.1	10.4	28.1	2.4	87
21	3.1	10.4	28.1	2.4	87
22	3.1	10.4	28.1	2.4	87
23	3.1	10.4	28.1	2.4	89
24	3.9	13.7	57.4	3.9	78

Table Entry	Dv10	Dv50	Dv90	Span	Average Percentage Released at about 30 minutes (n = 6 to 24)
25	3.1	10.4	28.1	2.4	89
26	3.1	10.4	28.1	2.4	82
27	3.1	10.4	28.1	2.4	84
28	2.3	7.9	25.8	3.0	68
29	2.3	7.9	25.8	3.0	72
30	2.3	7.9	25.8	3.0	76

The results show a correlation between the drug release and the particle size distribution of the bromocriptine mesylate that was used to prepare the tablet batch. Tablets prepared using bromocriptine mesylate particles where the Dv90 was less than about 20 μm consistently provided a release profile wherein 90% or greater of the drug had been released at about 30 minutes. In contrast, material with a particle size distribution greater than about 20 μm provided variable or low drug release. The correlation between percent drug release and Dv90 is plotted in Figure 1.

In addition, the particle-size distribution span was also correlated with drug release. The correlation between percent drug release and the particle-size distribution span is plotted in Figure 2.

Example 7. Micronization of Bromocriptine Mesylate

Bulk batches of bromocriptine mesylate were micronized using a jet mill under a nitrogen atmosphere at a controlled temperature of 0 °C. The volume particle size distribution was measured using a Sympatec HELOS H1013 Laser Diffractometer. Table 10 shows the bromocriptine mesylate particle size distribution measured for each batch of bromocriptine mesylate before and after micronization demonstrating that micronization of bulk materials having quite different particle size distributions before micronization resulted in micronized materials with similar particle size distributions. Figure 3A shows the volume-based particle size distribution measured for the material of Table 6 Entry 1 before

micronization and Figure 3B shows the volume-based particle size distribution measured for the same material after micronization.

The impurity profile (percentage of major impurities), X-ray powder diffraction pattern, I.R. spectra, and differential scanning calorimetry thermograms of the bromocriptine mesylate batches before and after micronization were also investigated. No significant differences were observed, suggesting that the micronization process does not modify the purity or solid state form of the bromocriptine mesylate.

Table 10. Bromocriptine Mesylate Particle Size Distributions Before and After Micronization.

Table Entry	Before Micronization			After Micronization		
	% < 1 μm	% < 10 μm	% < 15 μm	% < 1 μm	% < 10 μm	% < 15 μm
1	1	19	29	8	97	100
2	1	55	77	6	98	100
3	1	31	45	9	98	100

Example 8. Effect of Micronizing Bromocriptine Mesylate to Improve Drug Release Properties.

The data provided in Table 11 illustrate the effect of processing bromocriptine mesylate to improve and provide consistent dissolution properties. Bromocriptine mesylate tablets were prepared substantially according to the method described in Example 3 above, wherein said methods include geometric dilution and diffusional blending, and the dissolution of the tablets (n=12) was measured tested in USP Apparatus Type 2 Paddle Method at 50 rpm in 500 mL of 0.1 N hydrochloric acid at 37 °C. The tablets prepared were identical except that one batch of tablets (Table Entry 1) was prepared using (non-micronized) bromocriptine mesylate as obtained from the active pharmaceutical ingredient manufacturer (Euticals S.p.a., Milan), whereas another batch of tablets was prepared using the same batch of bromocriptine mesylate but which was further processed by micronization prior to being used for tablet manufacture (Table Entry 2). The data that tablets prepared with micronized bromocriptine mesylate had significantly improved drug release (at 30 minutes) compared to tablets prepared from the same batch of bromocriptine mesylate without micronization.

Table 11. Dissolution Results Showing Percentage of Bromocriptine Mesylate Released at 30 Minutes from Different Batches of Bromocriptine Mesylate Tablets.

Table Entry	Bromocriptine Used	Particle Size Distribution			Percent bromocriptine released at 30 minutes (n=12 Tablets)
		Dv10 (μm)	Dv50 (μm)	Dv90 (μm)	
1	Bromocriptine mesylate without micronization	1.4	5.8	26.7	69
2	Micronized bromocriptine mesylate	0.7	1.5	3.1	98

Example 9. Procedure for the Preparation of a Bromocriptine Mesylate Tablet Formulation Using Micronized Bromocriptine Mesylate.

5 Bromocriptine mesylate tablets were prepared having the ingredients listed in Table 12 below.

Table 12. Bromocriptine Mesylate Tablet Formulation.

Ingredient	Quantity (mg/tablet)	Quantity (kg/batch)
Micronized bromocriptine mesylate USP	0.945	0.84
Corn starch NF	9.00	8.00
Granular anhydrous citric acid USP	1.35	1.20
Anhydrous lactose NF	77.58	69.00
Colloidal silicon dioxide NF	0.45	0.40
Magnesium Stearate NF	0.675	0.60
Total Weight	90.0	80.0

10 Bulk batches of bromocriptine mesylate were micronized using a jet mill under a nitrogen atmosphere at a controlled temperature of 0 °C. The volume particle size distribution was measured using a Sympatec HELOS H1013 Laser Diffraction. The tablets were prepared by geometrical mixing *via* trituration of micronized bromocriptine mesylate (Euticals S.p.a., Milan) with corn starch as four triturations in a PK BlendMaster™ V-Blender. Sequentially, two sub-loads of granular anhydrous citric acid and corn starch

were mixed in a PK BlendMaster™. These two sub-loads were each divided into two equal sub-loads, yielding a total of four sub-loads. Each of the four bromocriptine mesylate triturations was then mixed with adjusted amounts of anhydrous lactose, corn starch and one citric acid/starch corn sub-load in a Fielder PMA 65 mixer to form four premixes [A-D]. A 2.0 kg quantity was removed after Premix A for mixing in a PK BlendMaster™ with colloidal silicon dioxide and magnesium stearate to form a lubricant premix. The four premixes were then loaded in sequential order, with the lubricant premix loaded in between premixes B and C, into an 8 ft³ in-bin hopper; where lubrication/final blending is performed. The lubricated blend was then transferred from the in-bin hopper to a tablet press using a valved transfer chute, and then compressed using a 38-station Hata tablet press.

Example 10. Validation Studies For Tablets Prepared According to Example 9.

To validate the manufacturing method, three batches were prepared using substantially the method described in Example 9. Batches of micronized bromocriptine mesylate were obtained from Euticals S.p.a., Milan.

Representative data obtained for tablets prepared from one of the batches is summarized below.

First, Table 13 summarizes the particle size distribution for the micronized bromocriptine mesylate. The particle size distribution for this batch is shown in Figure 5.

Table 13. Bromocriptine Mesylate Particle Size Distributions for Micronized Bromocriptine Mesylate used to Manufacture Tablets as Described in Example 9.

Volume-based Particle Size Distribution		
% < 1 µm	% < 10 µm	% < 15 µm
9	98	100

Drug release profiles for samples of the tablets were measured using the USP Apparatus Type 2 Paddle Method at 50 rpm in 500 mL of 0.1 N hydrochloric acid at 37 °C. Table 14 below shows the drug release profiles obtained for tablets from a representative batch.

Table 14. Drug Release from a Representative Batch of Bromocriptine Mesylate Tablets Prepared as Described in Example 9.

Time (minutes)	Average % Release (n=12)
4	18
7	34
10	56
13	76
16	88
19	94
30	98

In addition, blend uniformity and tablet content uniformity were assessed.

Blend uniformity was assessed by assaying the content of the powdered formulation at twelve locations in the blender following final blending but before tableting. The batch met criteria for blend uniformity.

Tablet content uniformity was evaluated by taking samples at 20 locations throughout the compression process. Three tablets from each time point were then assessed for bromocriptine content. The content uniformity results obtained are summarized in Table 15.

Table 15. Content Uniformity Evaluation for a Representative Batch of Bromocriptine Mesylate Tablets Prepared as Described in Example 9 (n=60 tablets for each batch).

Bromocriptine Content (% of label)		RSD%	Pass/Fail
Mean	Range		
101.4	96.6-103.6	1.2	Pass

Each reference cited in the text of the present application is hereby incorporated by reference in its entirety. A number of embodiments of the invention have been described. Nevertheless, it will be understood that various modifications may be made without departing from the spirit and scope of the invention. Accordingly, other embodiments are within the scope of the following claims.

THE CLAIMS DEFINING THE INVENTION ARE AS FOLLOWS:

1. A tablet comprising micronized bromocriptine mesylate and one or more excipients;
wherein the micronized bromocriptine mesylate is present in an amount that provides a dose of at least about 0.8 mg of bromocriptine per tablet;
wherein the micronized bromocriptine mesylate has a Dv90 of less than about 10 μm ,
and wherein not more than about 20% of the bromocriptine mesylate has a particle size of less than about 1 μm ; and wherein the tablet provides a dissolution profile, when tested in USP Apparatus Type 2 Paddle Method at 50 rpm in 500 mL of 0.1 N hydrochloric acid at about 37° C., wherein not more than about 50% of the bromocriptine mesylate has been released at about 7 minutes, not more than about 75% of the bromocriptine mesylate has been released at about 10 minutes, and at least about 90% of the bromocriptine mesylate has been released at about 30 minutes.
2. The tablet according to claim 1, wherein the bromocriptine mesylate is present in an amount that provides a dose of about 0.8 mg of bromocriptine per tablet.
3. The tablet according to claim 1 or 2, wherein the bromocriptine mesylate has a particle size distribution with a Dv90 of less than about 5 μm .
4. The tablet according to claim 1 or 2, wherein the bromocriptine mesylate has a particle size distribution with a Dv99 of less than about 15 μm .
5. The tablet according to any one of claims 1 to 4, wherein the tablet provides a dissolution profile, when tested in USP Apparatus Type 2 Paddle Method at 50 rpm in 500 mL of 0.1 N hydrochloric acid at about 37° C., wherein at least about 90% of the bromocriptine mesylate has been released at about 20 minutes.
6. The tablet according to any one of claims 1 to 5, wherein the tablet provides a pharmacokinetic profile wherein the time to maximum plasma concentration (T_{max}) of the

- bromocriptine following administration of six of the tablets to adult subjects is between about 30 and 60 minutes when the tablets are administered under fasting conditions, or between about 90 and about 120 minutes, when the tablets are administered under high fat fed conditions.
7. A tablet comprising micronized bromocriptine mesylate and one or more excipients;
wherein the micronized bromocriptine mesylate is present in an amount that provides a dose of at least about 0.8 mg of bromocriptine per tablet;
wherein the micronized bromocriptine mesylate has a Dv90 of less than about 10 μm , and a volume-based particle size distribution with a span of about 2 or lower; and
wherein the tablet provides a dissolution profile, when tested in USP Apparatus Type 2 Paddle Method at 50 rpm in 500 mL of 0.1 N hydrochloric acid at about 37° C., wherein at least about 90% of the bromocriptine mesylate has been released at about 30 minutes.
 8. The tablet according to claim 7, wherein the bromocriptine mesylate has a particle size distribution with a Dv99 of less than about 15 μm .
 9. The tablet according to claim 7 or 8, wherein not more than about 20% of the bromocriptine mesylate has a particle size of less than about 1 μm .
 10. The tablet according to any one of claims 7 to 9, wherein the tablet provides a dissolution profile, when tested in USP Apparatus Type 2 Paddle Method at 50 rpm in 500 mL of 0.1 N hydrochloric acid at about 37° C., wherein not more than about 50% of the bromocriptine mesylate has been released at about 7 minutes, and not more than about 75% of the bromocriptine mesylate has been released at about 10 minutes.
 11. The tablet according to any one of claims 7 to 10, wherein the tablet provides a pharmacokinetic profile wherein the time to maximum plasma concentration (T_{max}) of the bromocriptine following administration of six of the tablets to adult subjects is between about 30 and 60 minutes when the tablets are administered under fasting conditions, or

- between about 90 and about 120 minutes, when the tablets are administered under high fat fed conditions.
12. The tablet according to claim 11, wherein the tablet provides a pharmacokinetic profile wherein the C_{\max} of the bromocriptine is about 100 pg/mL.
 13. The tablet according to any one of claims 7 to 12, wherein the bromocriptine mesylate is present in an amount that provides a dose of about 0.8 mg of bromocriptine per tablet.
 14. A method for the manufacture of a bromocriptine mesylate tablet comprising:
 - processing bromocriptine mesylate to reduce the average particle size of the bromocriptine mesylate to provide bromocriptine mesylate that has a Dv_{90} of less than about 10 μm and wherein not more than about 20% of the bromocriptine mesylate has a particle size of less than about 1 μm after the processing;
 - blending the processed bromocriptine mesylate with excipients to form a mixture wherein the bromocriptine mesylate is substantially evenly distributed in the mixture;
 - compressing the mixture to form a tablet;
 - wherein the tablet comprises bromocriptine mesylate in an amount that provides a dose of at least about 0.8 mg of bromocriptine; and
 - wherein the tablet provides a dissolution profile, when tested in USP Apparatus Type 2 Paddle Method at 50 rpm in 500 mL of 0.1 N hydrochloric acid at about 37° C., wherein at least about 90% of the bromocriptine mesylate has been released at about 30 minutes.
 15. The method according to claim 14, wherein the bromocriptine mesylate is present in an amount that provides a dose of about 0.8 mg of bromocriptine per tablet.
 16. The method according to claim 14 or 15, wherein the processing comprises micronizing the bromocriptine mesylate.
 17. The method according to any one of claims 14 to 16, wherein the tablet provides a dissolution profile, when tested in USP Apparatus Type 2 Paddle Method at 50 rpm in

- 500 mL of 0.1 N hydrochloric acid at about 37° C., wherein at least about 90% of the bromocriptine mesylate has been released at about 20 minutes.
18. The method according to any one of claims 14 to 17, wherein the tablet provides a dissolution profile, when tested in USP Apparatus Type 2 Paddle Method at 50 rpm in 500 mL of 0.1 N hydrochloric acid at about 37° C., wherein not more than about 50% of the bromocriptine mesylate has been released at about 7 minutes and not more than about 75% of the bromocriptine mesylate has been released at about 10 minutes.
19. The method according to any one of claims 14 to 18, wherein the tablet provides a pharmacokinetic profile wherein the time to maximum plasma concentration (T_{max}) of the bromocriptine following administration of six of the tablets to adult subjects is between about 30 and about 60 minutes when the tablets are administered under fasting conditions, or between about 90 and about 120 minutes when the tablets are administered under high fat fed conditions.
20. The method of any one of claims 14 to 19, wherein the mixture is transferred from a blending apparatus via a transfer unit to a tableting apparatus for compressing the mixture to form tablets that have a substantially uniform bromocriptine mesylate content.
21. A method for the manufacture of a bromocriptine mesylate tablet comprising:
- determining that bromocriptine mesylate has a particle size distribution equivalent to a volume-based particle size distribution with a Dv_{90} of less than about 10 μm and wherein not more than about 20% of the bromocriptine mesylate has a particle size of less than about 1 μm ;
 - blending the bromocriptine mesylate of determined particle size distribution with excipients to form a mixture wherein the bromocriptine mesylate is substantially evenly distributed in the mixture; and
 - compressing the mixture to form a tablet;
- wherein the tablet comprises bromocriptine mesylate in an amount that provides a dose of at least about 0.8 mg of bromocriptine; and

wherein the tablet provides a dissolution profile, when tested in USP Apparatus Type 2 Paddle Method at 50 rpm in 500 mL of 0.1 N hydrochloric acid at about 37° C., wherein at least about 90% of the bromocriptine mesylate has been released at about 30 minutes.

22. The method according to claim 21, wherein the bromocriptine mesylate is present in an amount that provides a dose of about 0.8 mg of bromocriptine per tablet.
23. The method according to claim 20 or 21, further comprising processing the bromocriptine mesylate prior to said determining to reduce the particle size of the bromocriptine mesylate to provide the bromocriptine mesylate that has a Dv90 of less than about 10 µm.
24. The method according to claim 23, wherein the processing comprises micronizing the bromocriptine mesylate.
25. The method according to any one of claims 20 to 24, wherein the mixture is transferred from a blending apparatus via a transfer unit to a tableting apparatus for compressing the mixture to form tablets that have a substantially uniform bromocriptine mesylate content.
26. A method of treatment for improving glycemic control in a type 2 diabetes patient comprising orally administering to the patient a bromocriptine mesylate tablet according to any one of claims 1 to 13.
27. A method of treatment for improving glycemic control in a type 2 diabetes patient comprising preparing at least one bromocriptine mesylate tablet by a method according to any one of claims 14 to 25, and providing the bromocriptine mesylate for oral administration to the patient.
28. A dosage form comprising micronized bromocriptine mesylate and one or more excipients in the form of an oral tablet;

wherein the micronized bromocriptine mesylate is present in an amount that provides a dose of at least about 0.8 mg of bromocriptine per said oral tablet; and

wherein the oral tablet provides for absorption of a substantial amount of bromocriptine through the gastric and/or intestinal mucosa when administered to a subject; and

wherein the oral tablet has a dissolution profile wherein at least about 90% of the bromocriptine mesylate has been released at about 30 minutes, when tested in USP Apparatus Type 2 Paddle Method at 50 rpm in 500 mL of 0.1 N hydrochloric acid at about 37° C.

29. The dosage form of claim 28, wherein the micronized bromocriptine mesylate has a Dv90 of less than about 20 μm .
30. The dosage form of claim 28 or 29, wherein the micronized bromocriptine mesylate has a Dv90 of less than about 10 μm .
31. The dosage form of any one of claims 28 to 30, wherein the micronized bromocriptine mesylate has a volume-based particle size distribution with a span of about 2 or lower.
32. The dosage form of any one of claims 28 to 31, wherein the micronized bromocriptine mesylate has a volume-based particle size distribution wherein not more than about 20% of the bromocriptine mesylate has a particle size of less than about 1 μm .
33. The dosage form of any one of claims 28 to 32, wherein the oral tablet has a dissolution profile wherein at least about 90% of the bromocriptine mesylate has been released at about 20 minutes when tested in USP Apparatus Type 2 Paddle Method at 50 rpm in 500 mL of 0.1 N hydrochloric acid at about 37° C.
34. The dosage form of any one of claims 28 to 33, wherein the micronized bromocriptine mesylate is present in an amount that provides a dose of about 0.8 mg of bromocriptine per said oral tablet.
35. A dosage form comprising:

micronized bromocriptine mesylate and one or more excipients in the form of an oral tablet;

wherein the micronized bromocriptine mesylate is present in an amount that provides a dose of at least about 0.8 mg of bromocriptine per said oral tablet; and

wherein the oral tablet provides for absorption of a substantial amount of bromocriptine through the gastric and/or intestinal mucosa when administered to a subject; and

wherein not more than about 50% of the bromocriptine mesylate has been released at about 7 minutes and not more than about 75% of the bromocriptine mesylate has been released at about 10 minutes when tested in USP Apparatus Type 2 Paddle Method at 50 rpm in 500 mL of 0.1 N hydrochloric acid at about 37° C.

36. A dosage form comprising micronized bromocriptine mesylate and one or more excipients in the form of an oral tablet;

wherein the micronized bromocriptine mesylate is present in an amount that provides a dose of at least about 0.8 mg of bromocriptine per said oral tablet; and

wherein the oral tablet provides for absorption of a substantial amount of bromocriptine through the gastric and/or intestinal mucosa when administered to a subject; and

wherein said dosage form exhibits a pharmacokinetic profile wherein the time to maximum plasma concentration (T_{max}) of bromocriptine is between about 30 and about 60 minutes following administration of the dosage form to the subject under fasting conditions or the T_{max} of bromocriptine is between about 90 and about 120 minutes following administration of the dosage form to the subject under high fat fed conditions.

37. The dosage form of claim 36, wherein the dosage form exhibits the pharmacokinetic profile wherein the time to maximum plasma concentration (T_{max}) of bromocriptine in the subject is between about 30 and about 60 minutes following administration of the dosage form to the subject under fasting conditions.

38. The dosage form of claim 36, wherein the dosage form exhibits the pharmacokinetic profile wherein the time to maximum plasma concentration (T_{max}) of bromocriptine in the subject is between about 90 and about 120 minutes following administration of the dosage form to the subject under high fat fed conditions.
39. The dosage form of any one of claims 36 to 38, wherein the bromocriptine mesylate is present in an amount that provides a dose of about 0.8 mg of bromocriptine per said tablet.
40. A dosage form comprising micronized bromocriptine mesylate and one or more excipients in the form of an oral tablet;
wherein the micronized bromocriptine mesylate is present in an amount that provides a dose of at least about 0.8 mg of bromocriptine per said oral tablet; and
wherein the oral tablet provides for absorption of a substantial amount of bromocriptine through the gastric and/or intestinal mucosa when administered to a subject; and
wherein the oral tablet has a dissolution profile wherein at least about 80% of the bromocriptine mesylate has been released at about 30 minutes, when tested in USP Apparatus Type 2 Paddle Method at 50 rpm in 500 mL of 0.1 N hydrochloric acid at about 37° C.
41. The dosage form of claim 40, wherein the bromocriptine mesylate has a particle size distribution with a Dv_{90} of less than about 20 μm .
42. The dosage form of claim 40 or 41, wherein the tablet provides a dissolution profile wherein at least about 90% of the bromocriptine mesylate has been released at about 30 minutes, when the tablet is tested by USP Apparatus Type 2 Paddle Method at 50 rpm in 500 mL of 0.1 N hydrochloric acid at about 37° C.
43. The dosage form of any one of claims 40 to 42, wherein the bromocriptine mesylate has a volume-based particle size distribution wherein not more than about 20% of the bromocriptine mesylate has a particle size of less than about 1 μm .

44. The dosage form any one of claims 40 to 43, wherein the tablet provides a dissolution profile wherein at least about 95% of the bromocriptine mesylate has been released at about 30 minutes, when tested in USP Apparatus Type 2 Paddle Method at 50 rpm in 500 mL of 0.1 N hydrochloric acid at about 37° C.
45. The dosage form any one of claims 40 to 44, wherein the tablet provides a dissolution profile wherein at least about 90% of the bromocriptine mesylate has been released at about 20 minutes, when tested in USP Apparatus Type 2 Paddle Method at 50 rpm in 500 mL of 0.1 N hydrochloric acid at about 37° C.
46. The dosage form of any one of claims 40 to 45, wherein the tablet provides a dissolution profile wherein not more than about 50% of the bromocriptine mesylate has been released at about 7 minutes and not more than about 75% of the bromocriptine mesylate has been released at about 10 minutes, when tested in USP Apparatus Type 2 Paddle Method at 50 rpm in 500 mL of 0.1 N hydrochloric acid at about 37° C.
47. A method of treatment for improving glycemic control in a type 2 diabetes patient comprising administering the dosage form of any one of claims 28 to 46 to the patient.
48. The method of claim 47, wherein the tablet comprises bromocriptine mesylate in an amount that provides a dose of about 0.8 mg of bromocriptine per said tablet.
49. The method of claim 47 or 48, wherein the bromocriptine mesylate is administered to the patient in an amount that provides a daily dose of about 0.8 mg to about 4.8 mg of bromocriptine.
50. The method of any one of claims 47 to 49, wherein the administering of the dosage form to the patient produces a pharmacokinetic profile comprising a time to maximum plasma concentration (T_{\max}) of bromocriptine of between about 30 and about 60 minutes under fasting conditions or a T_{\max} of bromocriptine of between about 90 and about 120 minutes under high fat fed conditions.

51. The method of any one of claims 47 to 50, wherein the micronized bromocriptine mesylate has a Dv90 of less than about 20 μm .
52. The method of any one of claims 47 to 51, wherein the bromocriptine mesylate has a volume-based particle size distribution with a span of about 2 or lower.
53. A dosage form comprising
bromocriptine mesylate and one or more excipients in the form of an oral tablet;
wherein the bromocriptine mesylate is present in an amount that provides a dose of at least 0.8 mg of bromocriptine per said oral tablet; and
wherein the oral tablet provides for absorption of a substantial amount of bromocriptine through the gastric and/or intestinal mucosa when administered to a subject;
wherein the bromocriptine mesylate has a particle size distribution with a span of 2 or lower; and
wherein the oral tablet has a dissolution profile wherein at least 80% of the bromocriptine mesylate has been released at 30 minutes, when tested in USP Apparatus Type 2 Paddle Method at 50 rpm in 500 mL of 0.1 N hydrochloric acid at 37 °C.
54. The dosage form of claim 53, wherein the bromocriptine mesylate has a Dv90 of less than 10 μm .
55. The dosage form of claim 53 or 54, wherein the oral tablet has a dissolution profile wherein at least 90% of the bromocriptine mesylate has been released at 30 minutes, when tested in USP Apparatus Type 2 Paddle Method at 50 rpm in 500 mL of 0.1 N hydrochloric acid at 37 °C.
56. The dosage form of any one of claims 53 to 55, wherein the bromocriptine mesylate has a Dv90 of less than 20 μm .

57. The dosage form of any one of claims 53 to 56, wherein the bromocriptine mesylate has a volume-based particle size distribution wherein not more than 20% of the bromocriptine mesylate has a particle size of less than 1 μm .
58. The dosage form of any one of claims 53 to 57, wherein the oral tablet has a dissolution profile wherein at least 90 % of the bromocriptine mesylate has been released at 20 minutes when tested in USP Apparatus Type 2 Paddle Method at 50 rpm in 500 mL of 0.1 N hydrochloric acid at 37 °C.
59. The dosage form of any one of claims 53 to 58, wherein the oral tablet has a dissolution profile wherein at least 50% of the bromocriptine mesylate has been released at 7 minutes and not more than 75% of the bromocriptine mesylate has been released at 10 minutes when tested in USP Apparatus Type 2 Paddle Method at 50 rpm in 500 mL of 0.1 N hydrochloric acid at 37 °C.
60. The dosage form of any one of claims 53 to 59, wherein the bromocriptine mesylate is present in an amount that provides a dose of 0.8 mg of bromocriptine per said oral tablet.
61. The dosage form of any one of claims 53 to 60, wherein the bromocriptine mesylate is micronized.
62. A method of improving glycemic control in a type 2 diabetes patient, comprising administering to the patient an oral dosage form according to any one of claims 53 to 61.
63. The method of claim 62, wherein the dosage form is orally administered in the morning within two hours after waking.
64. A dosage form comprising
bromocriptine mesylate and one or more excipients in the form of an oral tablet;
wherein the bromocriptine mesylate is present in an amount that provides a dose of at least 0.8 mg of bromocriptine per said oral tablet; and

wherein the oral tablet provides for absorption of a substantial amount of bromocriptine through the gastric and/or intestinal mucosa when administered to a subject;

wherein the bromocriptine mesylate has a particle size distribution with a span of 2 or lower; and

wherein the dosage form exhibits a pharmacokinetic profile wherein the time to maximum plasma concentration (T_{\max}) of bromocriptine is between 30 and 60 minutes following administration of the oral tablet to the subject under fasting conditions or the T_{\max} of bromocriptine is between 90 and 120 minutes following administration of the oral tablet to the subject under high fat fed conditions.

65. The dosage form of claim 64, wherein the bromocriptine mesylate is micronized.
66. A method of improving glycemic control in a type 2 diabetes patient, comprising administering to the patient an oral dosage form according to claim 64 or 65.
67. The method of claim 66, wherein the dosage form is administered in the morning within two hours after waking.
68. A tablet comprising
bromocriptine in micronized form and one or more excipients;
wherein the tablet provides a dose of at least 0.8 mg of bromocriptine per said oral tablet; and
wherein the tablet provides for absorption of a substantial amount of bromocriptine through the gastric and/or intestinal mucosa when administered to a subject; and
wherein the tablet has a dissolution profile wherein at least 80% of the bromocriptine has been released at 30 minutes, when tested in USP Apparatus Type 2 Paddle Method at 50 rpm in 500 mL of 0.1 N hydrochloric acid at 37 °C.
69. The tablet of claim 68, wherein the bromocriptine is in the form of a salt of bromocriptine.

70. The tablet of claim 69, wherein the bromocriptine is in the form of bromocriptine mesylate.
71. The tablet of any one of claims 68 to 70, wherein the bromocriptine has a Dv90 of less than 20 μm .
72. The tablet of any one of claims 68 to 71, wherein the bromocriptine has a Dv90 of less than 10 μm .
73. The tablet of any one of claims 68 to 72, wherein the bromocriptine has a volume-based particle size distribution wherein not more than 20% of the bromocriptine has a particle size of less than 1 μm .
74. The tablet of any one of claims 68 to 73, wherein the bromocriptine has a volume-based particle size distribution with a span of 2 or lower.
75. The tablet of any one of claims 68 to 74, wherein the tablet has a dissolution profile wherein at least 90% of the bromocriptine has been released at 30 minutes, when tested in USP Apparatus Type 2 Paddle Method at 50 rpm in 500 mL of 0.1 N hydrochloric acid at 37 °C.
76. The tablet of any one of claims 68 to 75, wherein the tablet has a dissolution profile wherein not more than 50% of the bromocriptine mesylate has been released at 7 minutes and not more than 75% of the bromocriptine mesylate has been released at 10 minutes when tested in USP Apparatus Type 2 Paddle Method at 50 rpm in 500 mL of 0.1 N hydrochloric acid at 37 °C.
77. The tablet of any one of claims 68 to 76, wherein the tablet exhibits a pharmacokinetic profile wherein the time to maximum plasma concentration (T_{max}) of bromocriptine is between 30 and 60 minutes following administration of the tablet to the subject under fasting conditions or the T_{max} of bromocriptine is between 90 and 120 minutes following administration of the tablet to the subject under high fat fed conditions.

78. A tablet comprising micronized bromocriptine mesylate and one or more excipients;
wherein the micronized bromocriptine mesylate is present in an amount that provides a dose of at least 0.8 mg of bromocriptine per tablet;
wherein the micronized bromocriptine mesylate has a Dv90 of less than 10 μm , and wherein not more than 20% of the bromocriptine mesylate has a particle size of less than 1 μm ;
and wherein the tablet provides a dissolution profile, when tested in USP Apparatus Type 2 Paddle Method at 50 rpm in 500 mL of 0.1 N hydrochloric acid at 37 °C, wherein not more than 50 % of the bromocriptine mesylate has been released at 7 minutes, not more than 75% of the bromocriptine mesylate has been released at 10 minutes, and at least 80 % of the bromocriptine mesylate has been released at 30 minutes.
79. A method of improving glycemic control in a type 2 diabetes patient, comprising administering to the patient a tablet according to claim 78.
80. The method of claim 79, wherein the tablet is administered in the morning within two hours after waking.
81. The method of claim 79 or 80, wherein the tablet provides a dissolution profile, when tested in USP Apparatus Type 2 Paddle Method at 50 rpm in 500 mL of 0.1 N hydrochloric acid at 37 °C, wherein at least 90 % of the bromocriptine mesylate has been released at 30 minutes.
82. A tablet comprising micronized bromocriptine mesylate and one or more excipients;
wherein the micronized bromocriptine mesylate is present in an amount that provides a dose of at least 0.8 mg of bromocriptine per tablet;
wherein the micronized bromocriptine mesylate has a Dv90 of less than 10 μm , and a volume-based particle size distribution with a span of 2 or lower;
and wherein the tablet provides a dissolution profile, when tested in USP Apparatus Type 2 Paddle Method at 50 rpm in 500 mL of 0.1 N hydrochloric acid at

- 37 °C, wherein at least 80 % of the bromocriptine mesylate has been released at 30 minutes.
83. A method of improving glycemic control in a type 2 diabetes patient, comprising administering to the patient a tablet according to claim 82.
84. The method of claim 83, wherein the tablet is administered in the morning within two hours after waking.
85. The method of claim 83 or 84, wherein the tablet provides a dissolution profile, when tested in USP Apparatus Type 2 Paddle Method at 50 rpm in 500 mL of 0.1 N hydrochloric acid at 37 °C, wherein at least 90 % of the bromocriptine mesylate has been released at 30 minutes.
86. A method for the manufacture of a bromocriptine mesylate tablet comprising:
processing bromocriptine mesylate to reduce the average particle size of the bromocriptine mesylate to provide bromocriptine mesylate that has a Dv90 of less than 10 µm and wherein not more than 20% of the bromocriptine mesylate has a particle size of less than 1 µm after the processing;
blending the processed bromocriptine mesylate with excipients to form a mixture wherein the bromocriptine mesylate is substantially evenly distributed in the mixture, and
compressing the mixture to form a tablet;
wherein the tablet comprises bromocriptine mesylate in an amount that provides a dose of at least 0.8 mg of bromocriptine; and
wherein the tablet provides a dissolution profile, when tested in USP Apparatus Type 2 Paddle Method at 50 rpm in 500 mL of 0.1 N hydrochloric acid at 37 °C, wherein at least 80 % of the bromocriptine mesylate has been released at 30 minutes.
87. A method of treatment for improving glycemic control in a type 2 diabetes patient comprising preparing at least one bromocriptine mesylate tablet by a method according to claim 86, and providing the bromocriptine mesylate tablet for oral administration to the patient.

88. The method of claim 87, wherein the tablet is administered in the morning within two hours after waking.
89. The method of claim 87 or 88, wherein the tablet provides a dissolution profile, when tested in USP Apparatus Type 2 Paddle Method at 50 rpm in 500 mL of 0.1 N hydrochloric acid at 37 °C, wherein at least 90 % of the bromocriptine mesylate has been released at 30 minutes.
90. A method for the manufacture of a bromocriptine mesylate tablet comprising:
determining that bromocriptine mesylate has a particle size distribution equivalent to a volume-based particle size distribution with a Dv90 of less than 10 µm and wherein not more than 20% of the bromocriptine mesylate has a particle size of less than 1 µm;
blending the bromocriptine mesylate of determined particle size distribution with excipients to form a mixture wherein the bromocriptine mesylate is substantially evenly distributed in the mixture, and
compressing the mixture to form a tablet;
wherein the tablet comprises bromocriptine mesylate in an amount that provides a dose of at least 0.8 mg of bromocriptine; and
wherein the tablet provides a dissolution profile, when tested in USP Apparatus Type 2 Paddle Method at 50 rpm in 500 mL of 0.1 N hydrochloric acid at 37 °C, wherein at least 80 % of the bromocriptine mesylate has been released at 30 minutes.
91. A method of treatment for improving glycemic control in a type 2 diabetes patient comprising preparing at least one bromocriptine mesylate tablet by a method according to claim 90, and providing the bromocriptine mesylate tablet for oral administration to the patient.
92. The method of claim 91, wherein the tablet is administered in the morning within two hours after waking.
93. The method of claim 91 or 92, wherein the tablet provides a dissolution profile, when tested in USP Apparatus Type 2 Paddle Method at 50 rpm in 500 mL of 0.1 N

- hydrochloric acid at 37 °C, wherein at least 90 % of the bromocriptine mesylate has been released at 30 minutes.
94. A method of improving glycemic control in a type 2 diabetes patient, comprising administering to the patient in the morning within about two hours after waking an oral dosage form comprising:
- micronized bromocriptine mesylate and one or more excipients in the form of an oral tablet;
 - wherein the micronized bromocriptine mesylate is present in an amount that provides a dose of at least 0.8 mg of bromocriptine per said oral tablet; and
 - wherein the oral tablet provides for absorption of a substantial amount of bromocriptine through the gastric and/or intestinal mucosa when administered to a subject; and
 - wherein the oral tablet has a dissolution profile wherein at least 90% of the bromocriptine mesylate has been released at 30 minutes, when tested in USP Apparatus Type 2 Paddle Method at 50 rpm in 500 mL of 0.1 N hydrochloric acid at 37 °C.
95. A method of improving glycemic control in a type 2 diabetes patient, comprising administering to the patient in the morning within about two hours after waking an oral dosage form comprising:
- micronized bromocriptine mesylate and one or more excipients in the form of an oral tablet;
 - wherein the micronized bromocriptine mesylate is present in an amount that provides a dose of at least 0.8 mg of bromocriptine per said oral tablet; and
 - wherein the oral tablet provides for absorption of a substantial amount of bromocriptine through the gastric and/or intestinal mucosa when administered to a subject; and
 - wherein not more than 50% of the bromocriptine mesylate has been released at 7 minutes and not more than 75% of the bromocriptine mesylate has been released at

10 minutes when tested in USP Apparatus Type 2 Paddle Method at 50 rpm in 500 mL of 0.1 N hydrochloric acid at 37 °C.

96. A method of improving glycemic control in a type 2 diabetes patient, comprising administering to the patient in the morning within about two hours after waking an oral dosage form comprising:
- micronized bromocriptine mesylate and one or more excipients in the form of an oral tablet;
 - wherein the micronized bromocriptine mesylate is present in an amount that provides a dose of at least 0.8 mg of bromocriptine per said oral tablet; and
 - wherein the oral tablet provides for absorption of a substantial amount of bromocriptine through the gastric and/or intestinal mucosa when administered to a subject; and wherein
- said dosage form exhibits a pharmacokinetic profile wherein the time to maximum plasma concentration (T_{\max}) of bromocriptine is between 30 and 60 minutes following administration of the dosage form to the subject under fasting conditions or the T_{\max} of bromocriptine is between 90 and 120 minutes following administration of the dosage form to the subject under high fat fed conditions.
97. A method of improving glycemic control in a type 2 diabetes patient, comprising administering to the patient in the morning within about two hours after waking an oral dosage form comprising:
- micronized bromocriptine mesylate and one or more excipients in the form of an oral tablet;
 - wherein the micronized bromocriptine mesylate is present in an amount that provides a dose of at least 0.8 mg of bromocriptine per said oral tablet; and
 - wherein the oral tablet provides for absorption of a substantial amount of bromocriptine through the gastric and/or intestinal mucosa when administered to a subject; and

- wherein the oral tablet has a dissolution profile wherein at least 80% of the bromocriptine mesylate has been released at 30 minutes, when tested in USP Apparatus Type 2 Paddle Method at 50 rpm in 500 mL of 0.1 N hydrochloric acid at 37 °C.
98. A dosage form comprising
 bromocriptine mesylate and one or more excipients in the form of an oral tablet;
 wherein the bromocriptine mesylate is present in an amount that provides a dose of at least 0.8 mg of bromocriptine per said oral tablet;
 wherein the oral tablet provides for absorption of a substantial amount of bromocriptine through the gastric and/or intestinal mucosa when administered to a subject;
 wherein the bromocriptine mesylate has a particle size distribution with a Dv90 of 15 µm or lower; and
 wherein the oral tablet has a dissolution profile wherein at least 80% of the bromocriptine mesylate has been released at 30 minutes, when tested in USP Apparatus Type 2 Paddle Method at 50 rpm in 500 mL of 0.1 N hydrochloric acid at 37 °C.
99. The dosage form of claim 98, wherein the bromocriptine mesylate has a Dv90 of less than 10 µm.
100. The dosage form of claim 98 or 99, wherein the bromocriptine mesylate has a volume-based particle size distribution with a span of 2 or lower.
101. The dosage form of any one of claims 98 to 100, wherein the oral tablet has a dissolution profile wherein at least 90% of the bromocriptine mesylate has been released at 30 minutes, when tested in USP Apparatus Type 2 Paddle Method at 50 rpm in 500 mL of 0.1 N hydrochloric acid at 37 °C.
102. The dosage form of any one of claims 98 to 101, wherein the bromocriptine mesylate has a Dv99 of less than 15 µm.

103. The dosage form of any one of claims 98 to 102, wherein the bromocriptine mesylate has a volume-based particle size distribution with a span of 2 or lower.
104. The dosage form of any one of claims 98 to 103, wherein the dosage form exhibits a pharmacokinetic profile wherein the time to maximum plasma concentration (T_{\max}) of bromocriptine is between 30 and 60 minutes following administration of the oral tablet to the subject under fasting conditions or the T_{\max} of bromocriptine is between 90 and 120 minutes following administration of the oral tablet to the subject under high fat fed conditions.
105. A method of improving glycemic control in a type 2 diabetes patient, comprising administering to the patient an oral dosage form according to claim 104.
106. The method of claim 105, wherein the tablet is administered in the morning within two hours after waking.

FIGURE 1

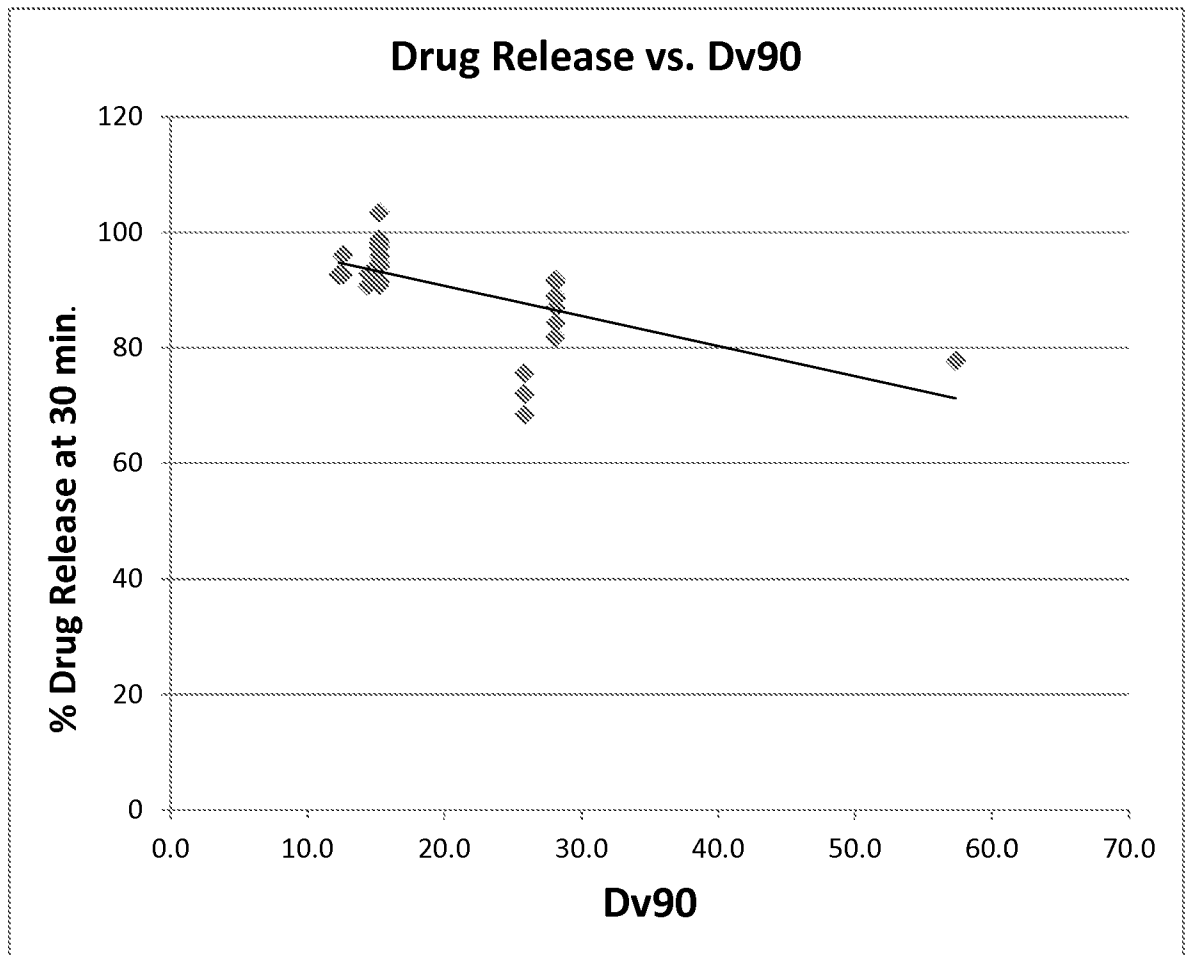


FIGURE 2

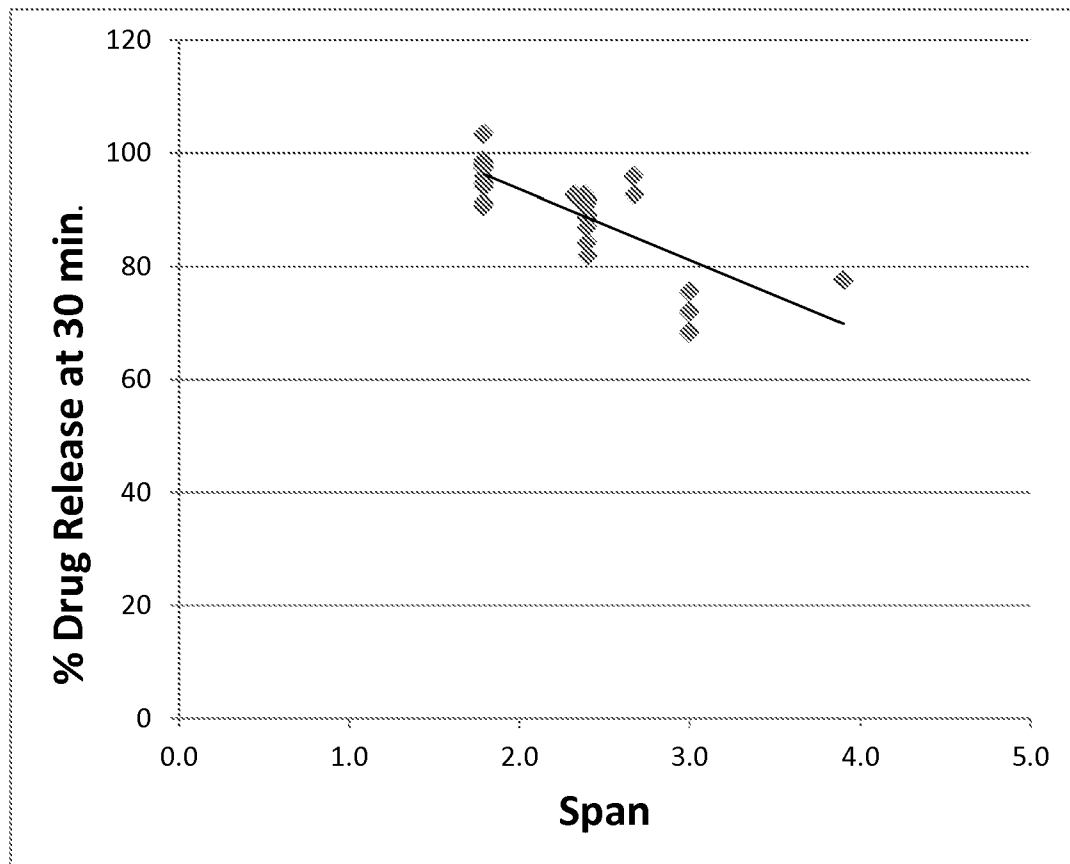


FIGURE 3A

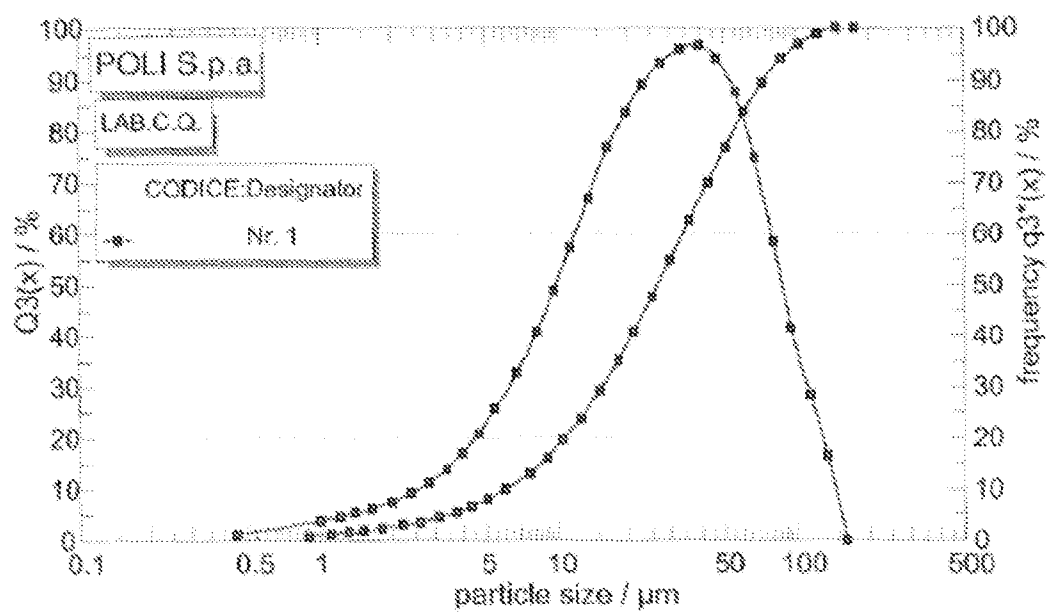


FIGURE 3B

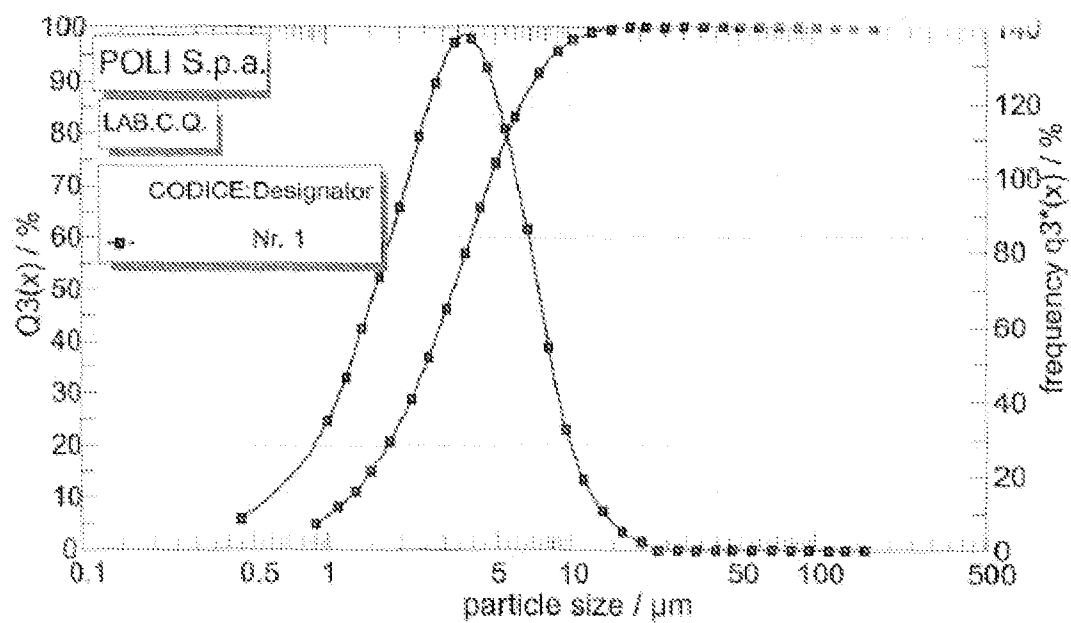


FIGURE 4

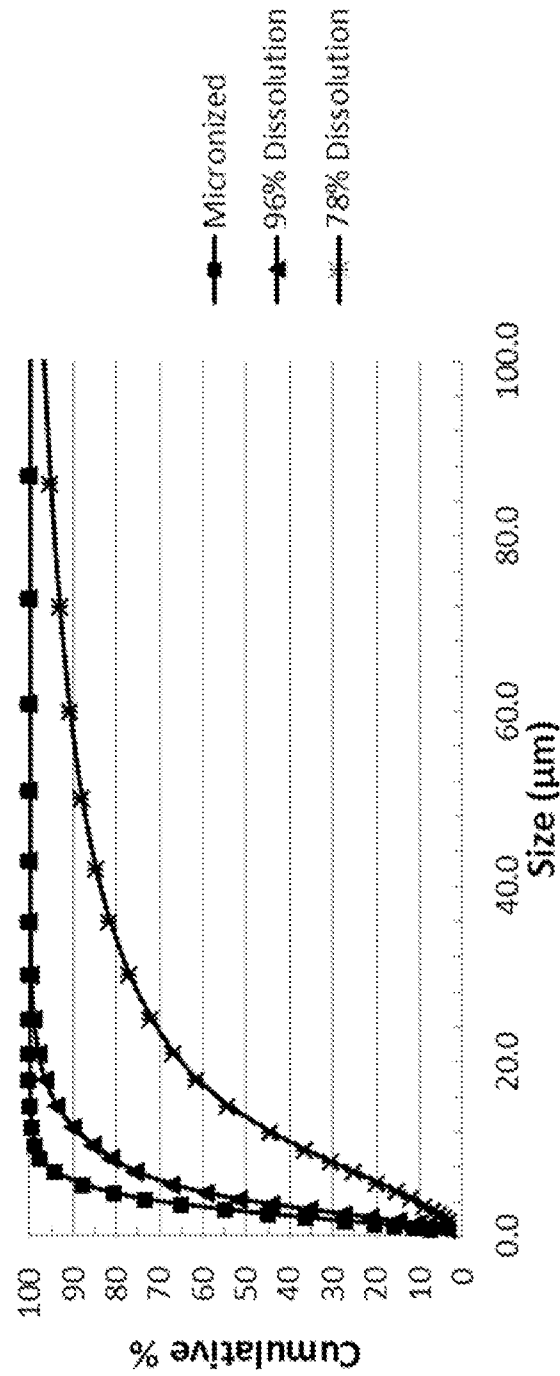


FIGURE 5

