



US00D470883S

(12) **United States Design Patent**
Teng

(10) **Patent No.:** **US D470,883 S**

(45) **Date of Patent:** **** Feb. 25, 2003**

- (54) **EYEGLASSES**
- (75) **Inventor:** **Wei-Che Teng, Tainan (TW)**
- (73) **Assignee:** **Irene Corporation, Tainan (TW)**
- (**) **Term:** **14 Years**
- (21) **Appl. No.:** **29/163,939**
- (22) **Filed:** **Jul. 16, 2002**
- (51) **LOC (7) Cl. 16-06**
- (52) **U.S. Cl. D16/326; D16/335; D16/321**
- (58) **Field of Search D16/101, 300-330,**
D16/335, 337; D29/109, 110; 351/41, 44,
51, 52, 111, 116, 158; 2/426, 428, 430,
436, 444, 447, 448, 449

- D417,687 S * 12/1999 Conway D16/330
- D430,192 S * 8/2000 Markovitz et al. D16/321
- D441,390 S * 5/2001 Jannard et al. D16/326
- D450,078 S * 11/2001 Lee D16/337
- D458,953 S * 6/2002 Lane D16/326

* cited by examiner

Primary Examiner—Raphael Barkai

(57) **CLAIM**

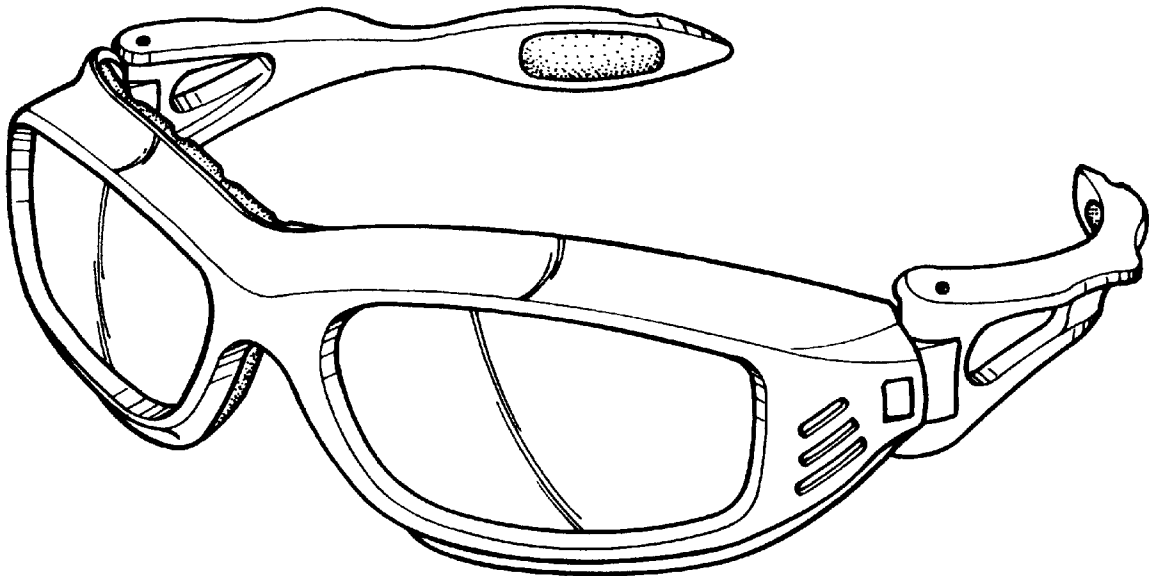
The ornamental design for an eyeglasses, as shown and described.

DESCRIPTION

FIG. 1 is a perspective view of an eyeglasses showing my new design;
 FIG. 2 is a front view of the design;
 FIG. 3 is a rear view of the design;
 FIG. 4 is a right side view of the design, the left side being a mirror image;
 FIG. 5 is a top view of the design; and,
 FIG. 6 is a bottom view of the design.

- (56) **References Cited**
U.S. PATENT DOCUMENTS
- 5,526,068 A * 6/1996 Markovitz 351/44
- 5,642,178 A * 6/1997 Leonardi et al. 351/111
- D392,665 S * 3/1998 Mage D16/326
- D410,941 S * 6/1999 Jackson et al. D16/321

1 Claim, 3 Drawing Sheets



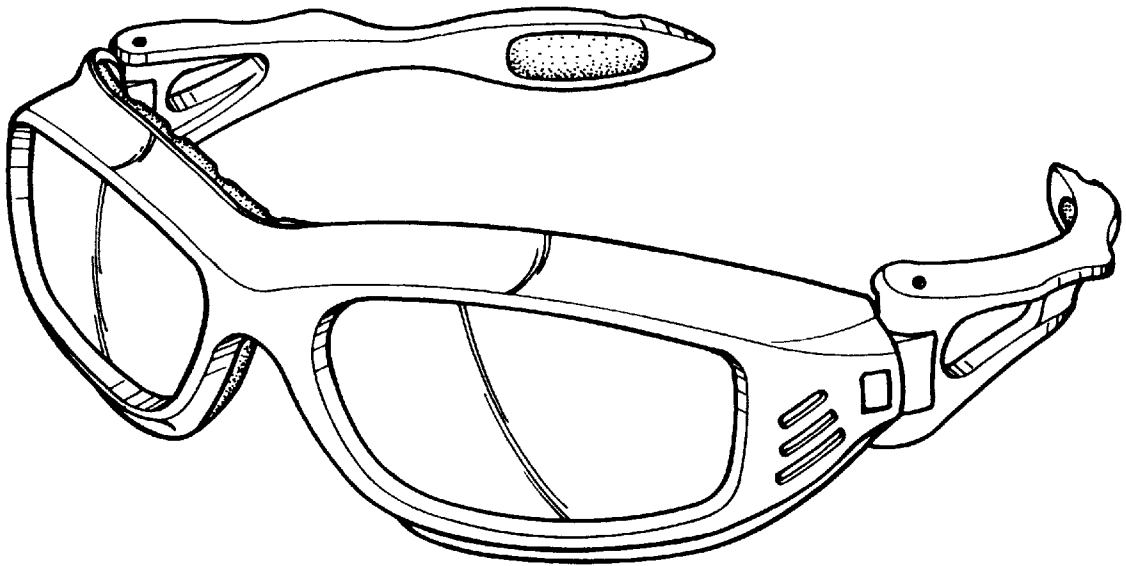


Fig.1

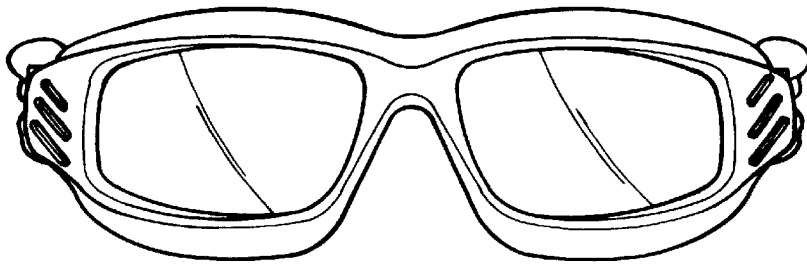


Fig.2

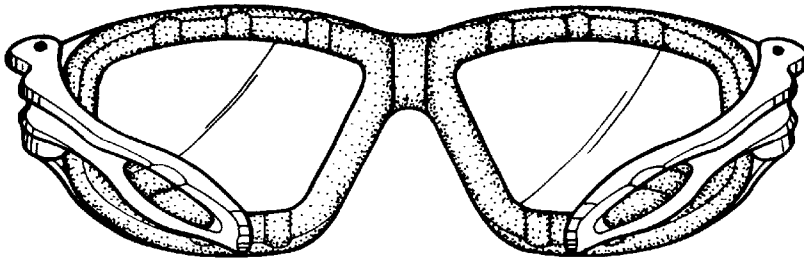


Fig.3

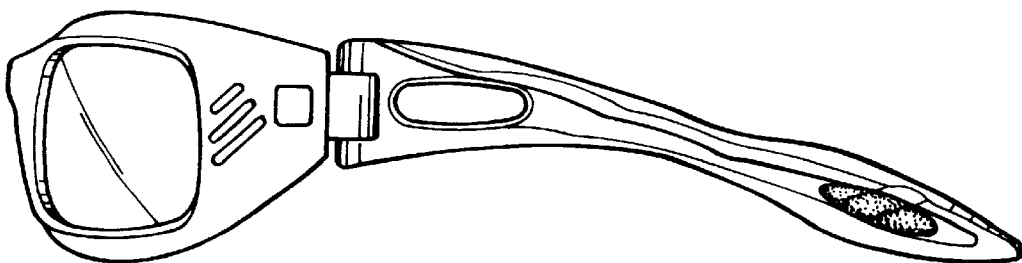


Fig.4

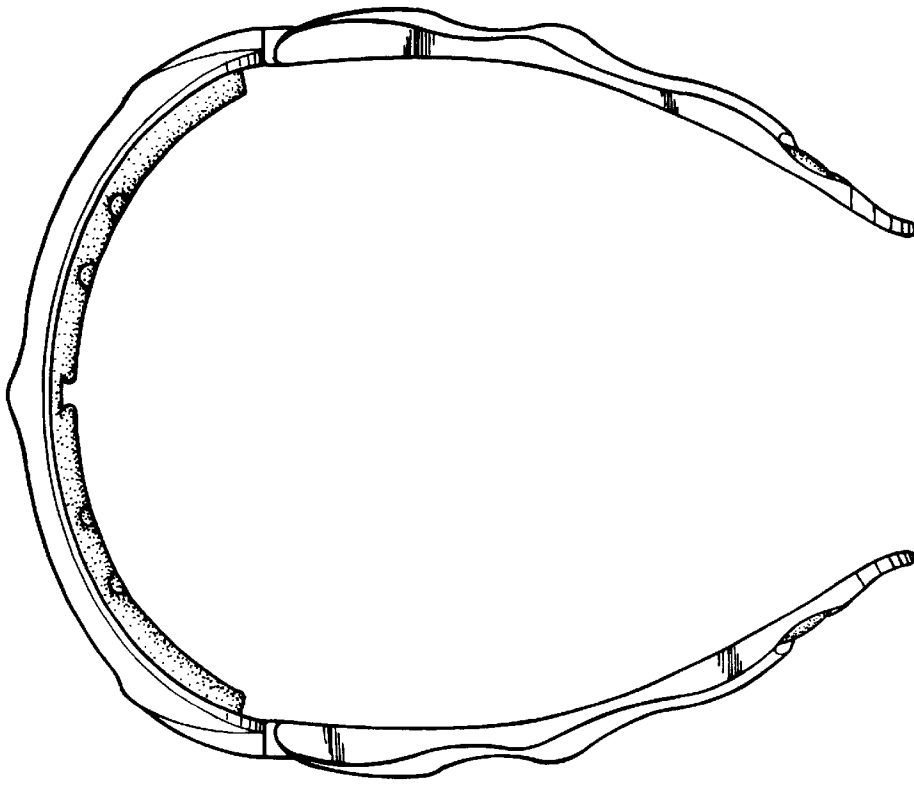


Fig.6

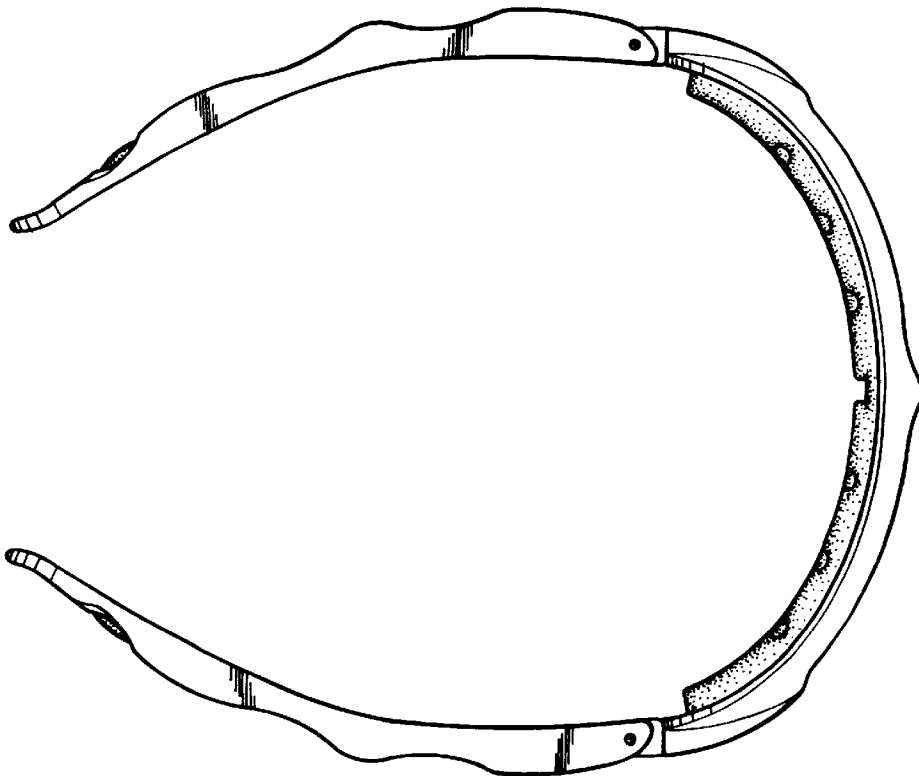


Fig.5