



US00D427751S

United States Patent [19] Richlin

[11] **Patent Number: Des. 427,751**
[45] **Date of Patent: ** *Jul. 11, 2000**

[54] **SNAP TOP HAT**

[76] Inventor: **Sidney Richlin**, 909 N. Bedford Dr., Beverly Hills, Calif. 90210

[*] Notice: This patent is subject to a terminal disclaimer.

[**] Term: **14 Years**

[21] Appl. No.: **29/083,902**

[22] Filed: **Feb. 19, 1998**

Related U.S. Application Data

[62] Division of application No. 29/049,612, Dec. 22, 1995, Pat. No. Des. 411,908, which is a continuation of application No. 29/010,326, Jul. 1, 1993, abandoned.

- [51] **LOC (7) Cl.** **02-03**
- [52] **U.S. Cl.** **D2/866; D2/865**
- [58] **Field of Search** **D2/865, 866, 867, D2/875-877, 881, 882, 884; 2/181, 181.2, 181.4, 181.6, 182.2, 182.6, 183, 209.11, 209.12, 209.13, 209.3, 209.7, 195.1, 195.2**

[56] **References Cited**

U.S. PATENT DOCUMENTS

D. 58,303	7/1921	Bartholomew	D2/865
D. 109,526	5/1938	Finkelstein	D2/865
796,384	8/1905	Wilson	2/171.7
1,505,289	8/1924	Sanders	132/274
2,420,569	5/1947	Sewell	2/195.1
4,872,218	10/1989	Holt	2/171.5
4,873,726	10/1989	Tapia	2/195.1
5,101,516	4/1992	Scarnato	2/181.2

FOREIGN PATENT DOCUMENTS

2240029	2/1991	United Kingdom	2/918
---------	--------	----------------	-------	-------

OTHER PUBLICATIONS

Hong Kong Enterprise, 1 Feb. 1992, p. 629; lower right quadrant of page, item No. C3246. 2 p. 632, upper right quadrant: item No. CV101.

Hong Kong Enterprise Oct. 1990, p. 427, item No. P-01/Fm in top row.

Primary Examiner—Ted Shooman
Assistant Examiner—C Tuttle
Attorney, Agent, or Firm—Fulbright & Jaworski

[57] **CLAIM**

The ornamental design for a snap top hat, as shown and described.

DESCRIPTION

FIG. 1 is a perspective view of a first embodiment of a snap top hat of this invention, shown on a person's head;
 FIG. 2 is a top plan view thereof;
 FIG. 3 is a side elevational view thereof;
 FIG. 4 is a front elevational view thereof;
 FIG. 5 is a rear elevational view thereof;
 FIG. 6 is a bottom plan view thereof;
 FIG. 7 is a perspective view of a second embodiment of a snap top hat of this invention, shown on a person's head;
 FIG. 8 is a top plan view thereof;
 FIG. 9 is a side elevational view thereof;
 FIG. 10 is a front elevational view thereof;
 FIG. 11 is a rear elevational view thereof; and,
 FIG. 12 is a bottom plan view thereof.

The broken line showing of the human form is for illustrative purposes only and forms no part of the claimed design.

1 Claim, 4 Drawing Sheets

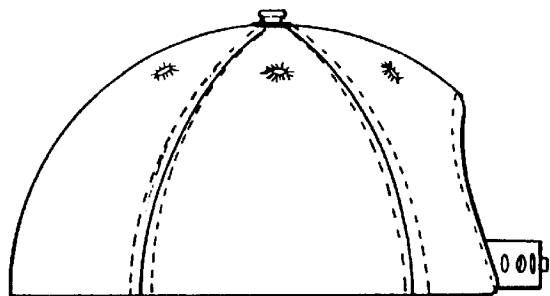
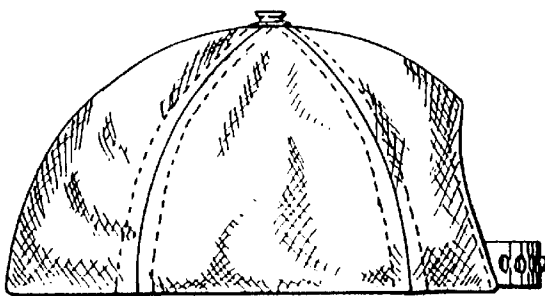




FIG. 1

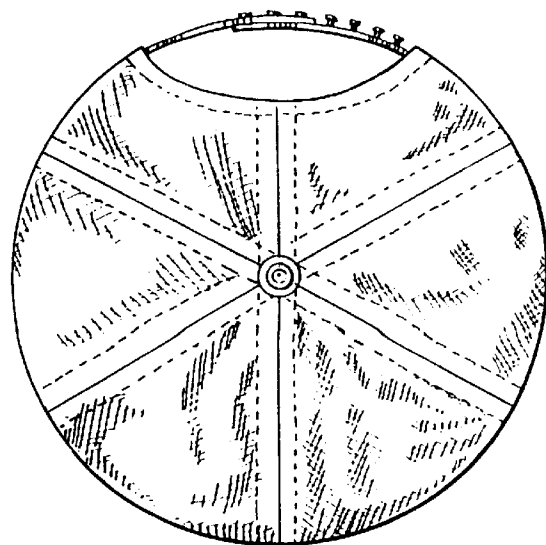


FIG 2

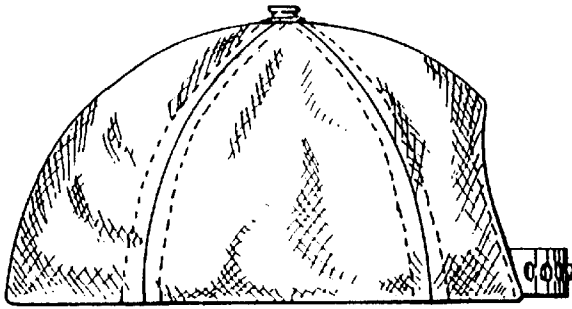


FIG. 3

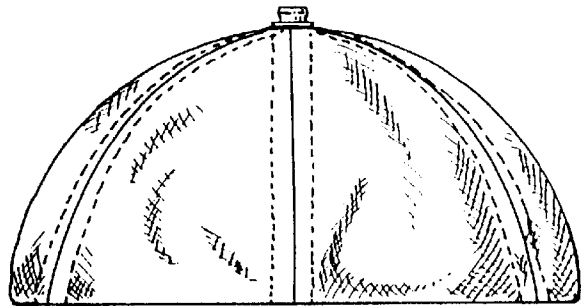


FIG. 4

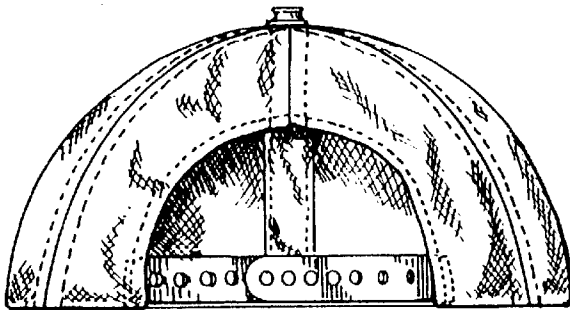


FIG. 5

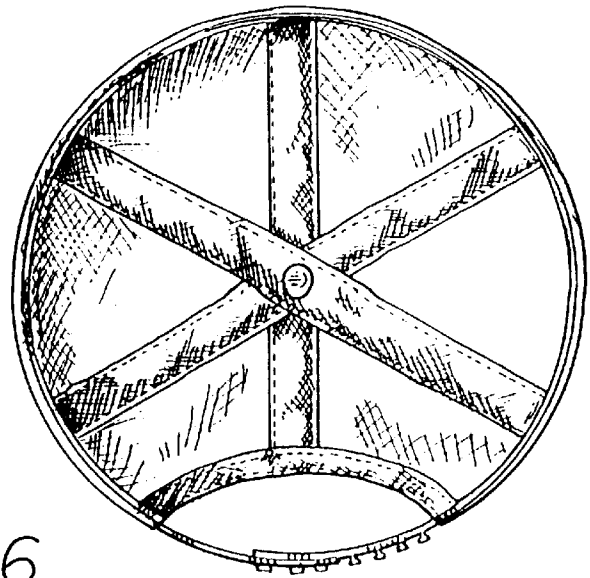


FIG. 6



FIG. 7

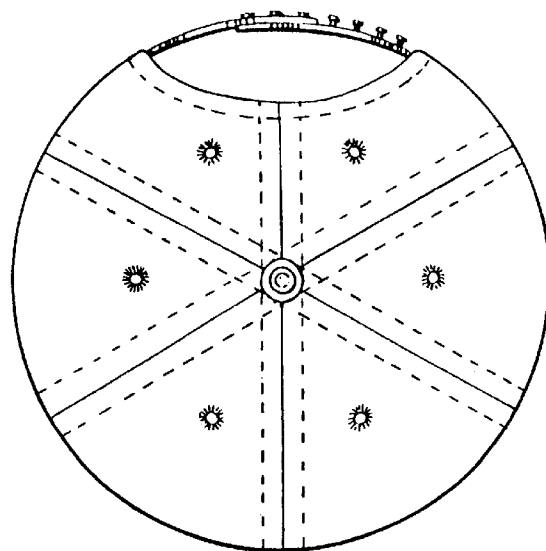


FIG. 8

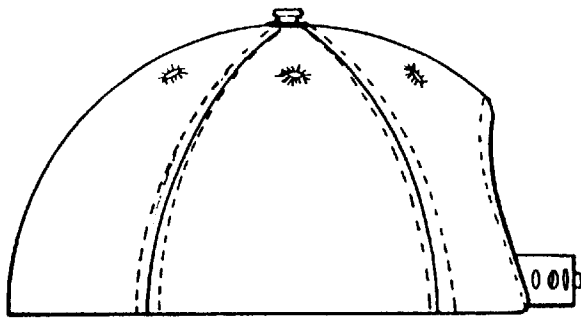


FIG. 9

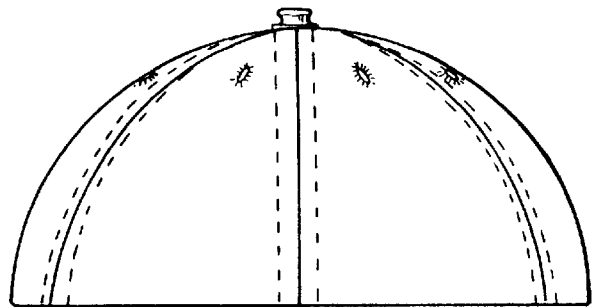


FIG. 10

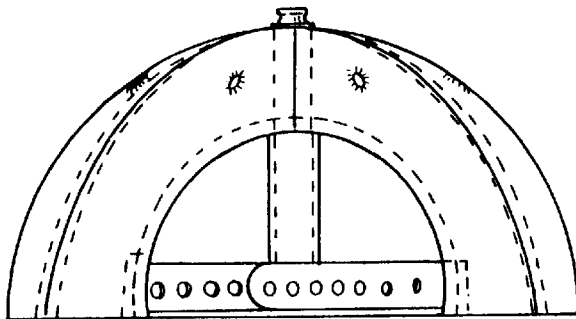


FIG. 11

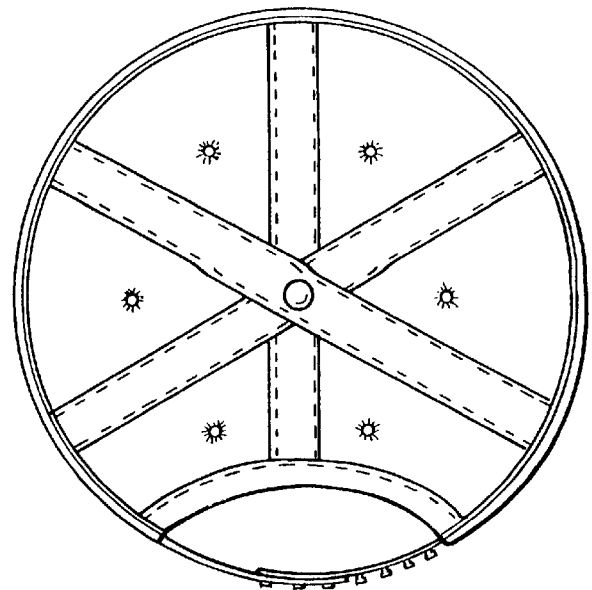


FIG. 12