



US0D1052279S

(12) **United States Design Patent**
Ruan

(10) **Patent No.:** **US D1,052,279 S**

(45) **Date of Patent:** **** Nov. 26, 2024**

(54) **TOOTHBRUSH HEAD**

(71) Applicant: **Qiang Ruan**, Guangdong (CN)

(72) Inventor: **Qiang Ruan**, Guangdong (CN)

(**) Term: **15 Years**

(21) Appl. No.: **29/949,088**

(22) Filed: **Jun. 25, 2024**

(51) **LOC (14) Cl.** **28-03**

(52) **U.S. Cl.**

USPC **D4/101**; D4/113

(58) **Field of Classification Search**

USPC D4/101, 104, 105, 106, 107, 108, 109,
D4/110, 111, 112, 113, 138; D30/158;
D24/152, 176

CPC A61C 17/16; A61C 17/22; A46B 9/04;
A46B 2200/1066; A46B 2200/1073;
A46B 2200/1086

See application file for complete search history.

(56) **References Cited**

U.S. PATENT DOCUMENTS

5,435,032 A * 7/1995 McDougall A46B 7/06
15/201
6,886,207 B1 * 5/2005 Solanki A46B 15/0032
15/207.2
D579,664 S * 11/2008 Fisher D4/111
D632,084 S * 2/2011 Baertschi D4/104
D642,802 S * 8/2011 Bartschi D4/104
D654,270 S * 2/2012 Jimenez D4/104
D654,695 S * 2/2012 Jimenez D4/108
D655,917 S * 3/2012 Bartschi D4/104
9,723,912 B2 * 8/2017 Chun A46D 1/0276
10,595,628 B2 * 3/2020 Jimenez A61B 17/244
D947,538 S * 4/2022 Yoon D4/101
11,382,729 B1 * 7/2022 Li A46B 5/0095
D970,895 S 11/2022 Li
D971,611 S 12/2022 Liu

D972,846 S 12/2022 Altmann
D981,720 S 3/2023 Tang
D981,722 S 3/2023 Tang
D982,905 S 4/2023 Liu
D988,003 S 6/2023 Lin
11,730,580 B1 * 8/2023 Tang A61C 17/3481
15/21.1
D1,008,662 S * 12/2023 Hu D4/101
D1,009,479 S 1/2024 Hu

(Continued)

Primary Examiner — Karen E Eldridge Powers

(57) **CLAIM**

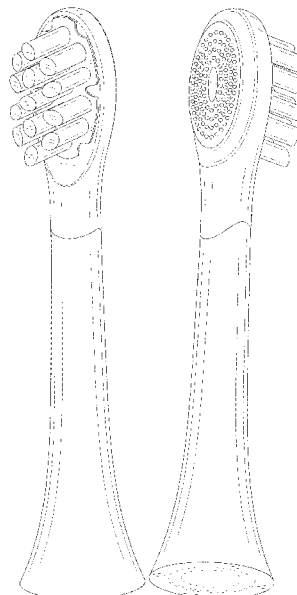
The ornamental design for a toothbrush head as shown and described.

DESCRIPTION

FIG. 1 is a front, right, and top perspective view of the first embodiment of a toothbrush head, showing my new design; FIG. 2 is a rear, left, and bottom perspective view thereof; FIG. 3 is a front elevational view thereof; FIG. 4 is a rear elevational view thereof; FIG. 5 is a left side elevational view thereof; FIG. 6 is a right side elevational view thereof; FIG. 7 is a top plan view thereof; FIG. 8 is a bottom plan view thereof; FIG. 9 is a front, right, and top perspective view of the second embodiment of the toothbrush head; FIG. 10 is a rear, left, and bottom perspective view thereof; FIG. 11 is a front elevational view thereof; FIG. 12 is a rear elevational view thereof; FIG. 13 is a left side elevational view thereof; FIG. 14 is a right side elevational view thereof; FIG. 15 is a top plan view thereof; and, FIG. 16 is a bottom plan view thereof.

The broken lines in the drawings depict portions of the toothbrush head that form no part of the claimed design.

1 Claim, 16 Drawing Sheets



(56)

References Cited

U.S. PATENT DOCUMENTS

D1,011,047	S	*	1/2024	Zhou	D4/110
D1,014,978	S	*	2/2024	Shen	D4/101
D1,021,414	S	*	4/2024	Yu	D4/101
D1,030,326	S	*	6/2024	Ruan	D4/110

* cited by examiner

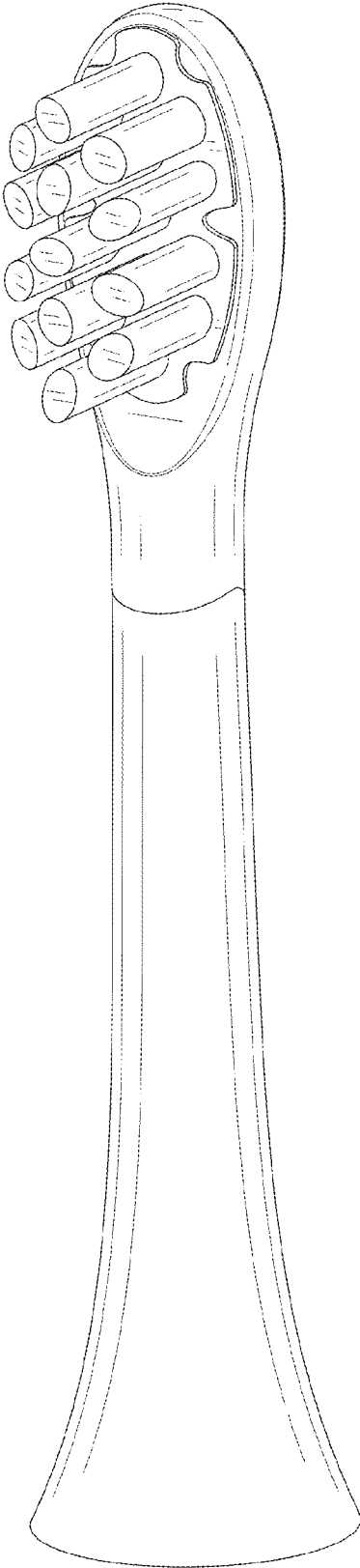


FIG. 1

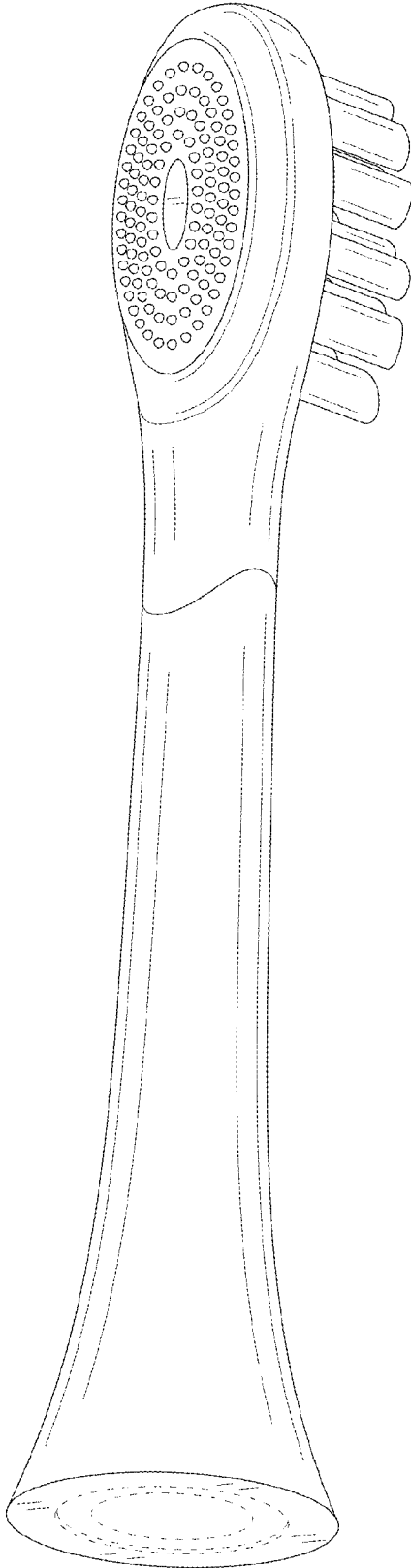


FIG. 2

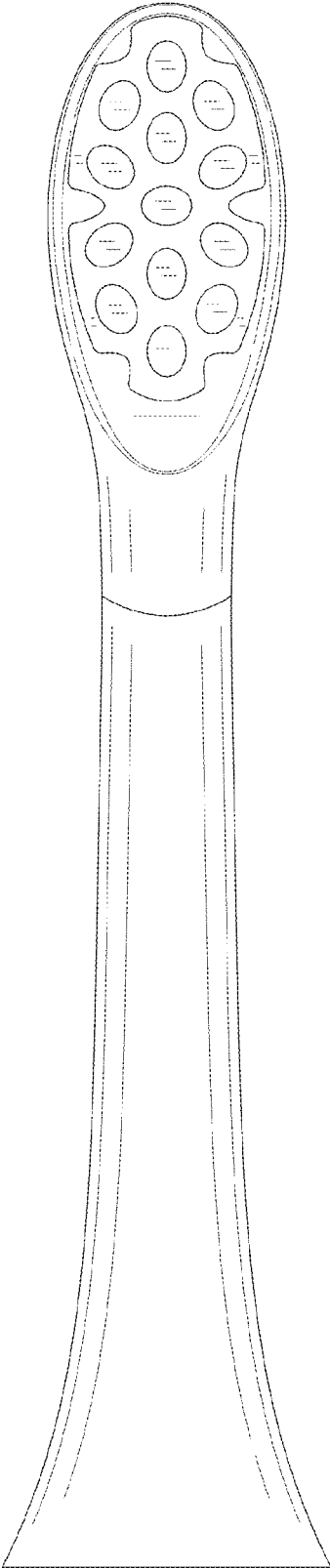


FIG. 3

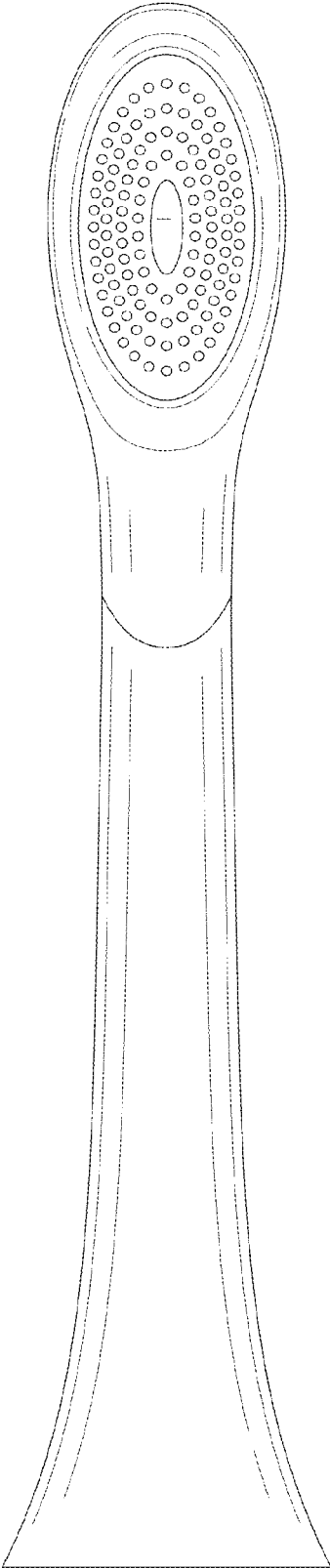


FIG. 4

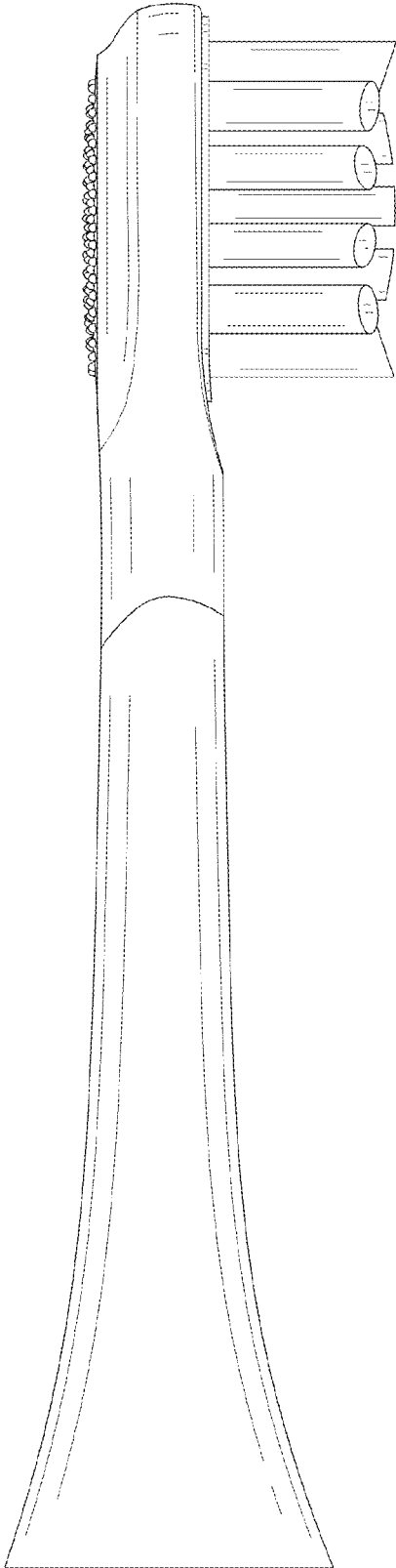


FIG. 5

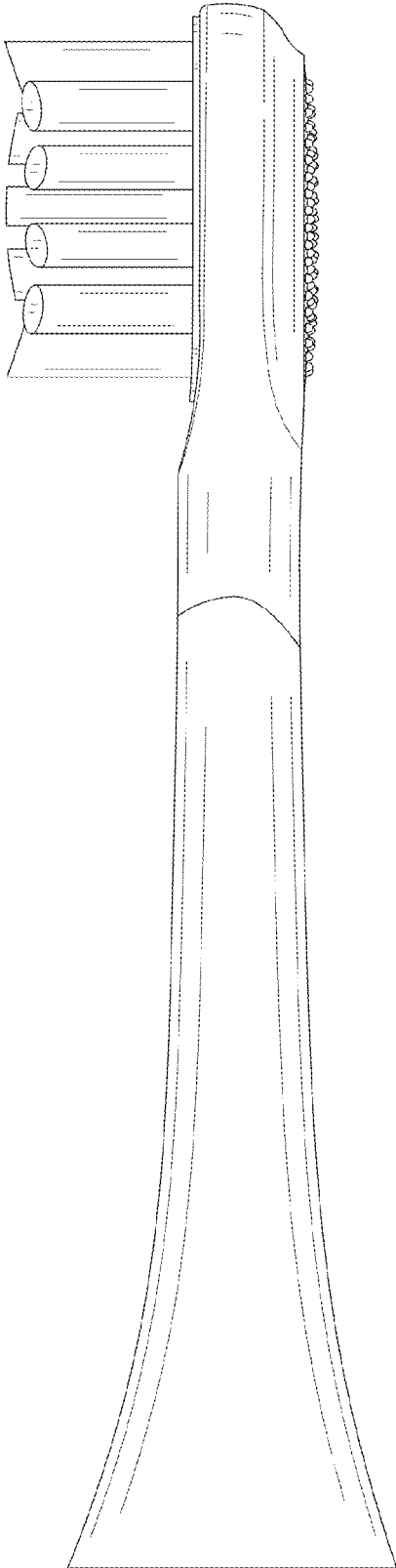


FIG. 6

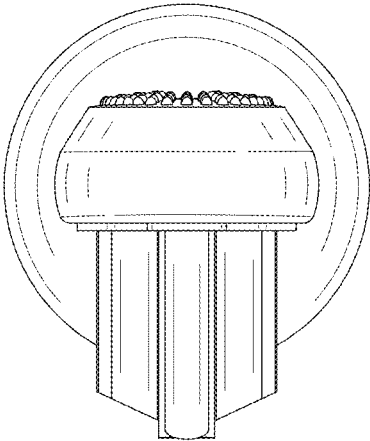


FIG. 7

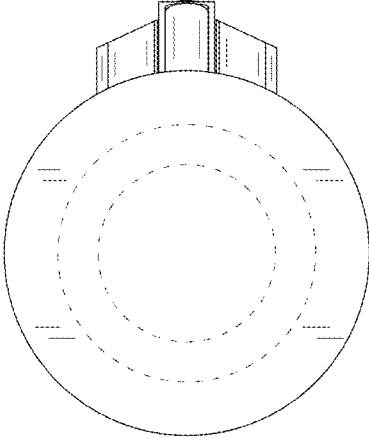


FIG. 8

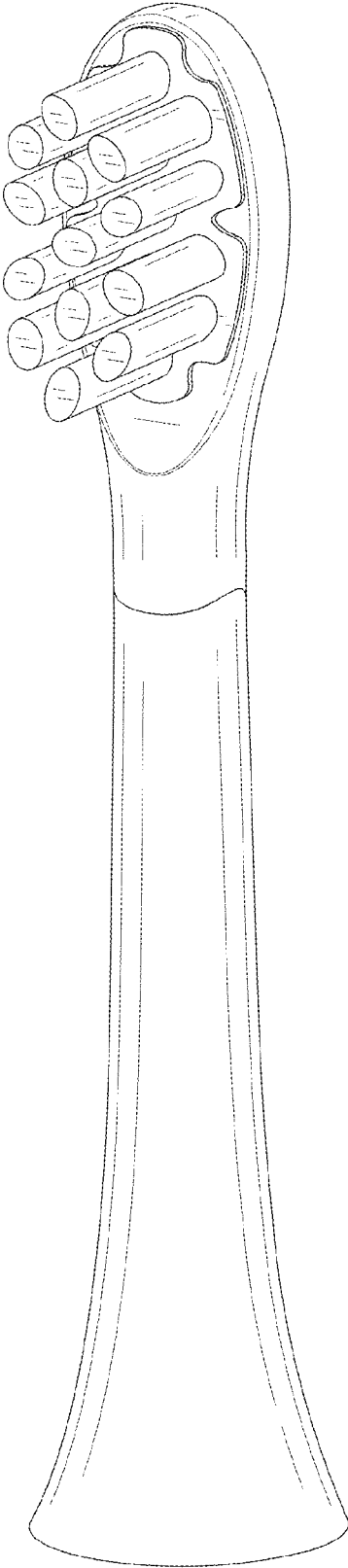


FIG. 9

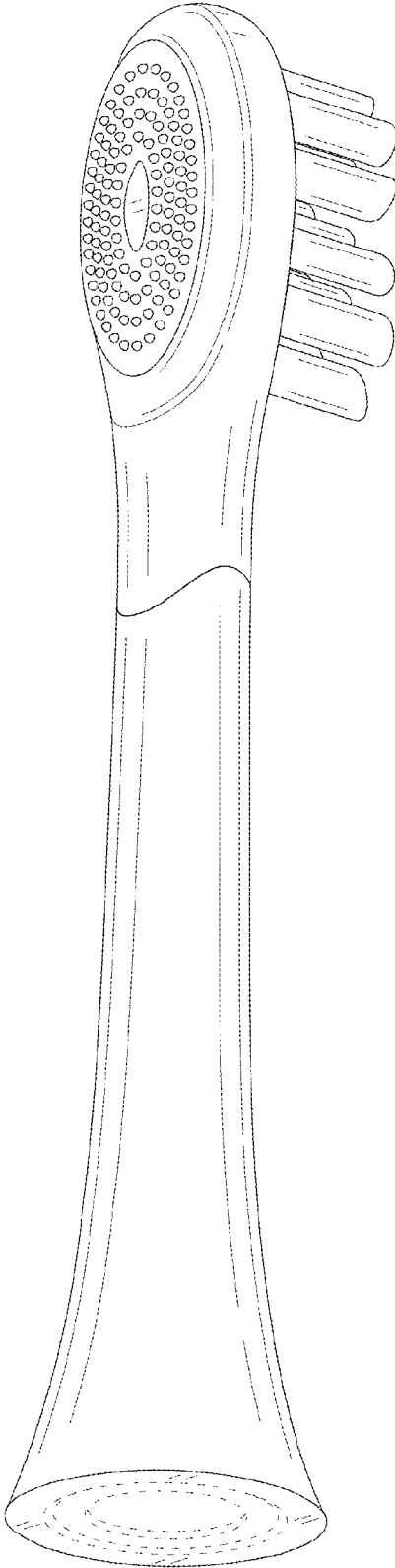


FIG. 10

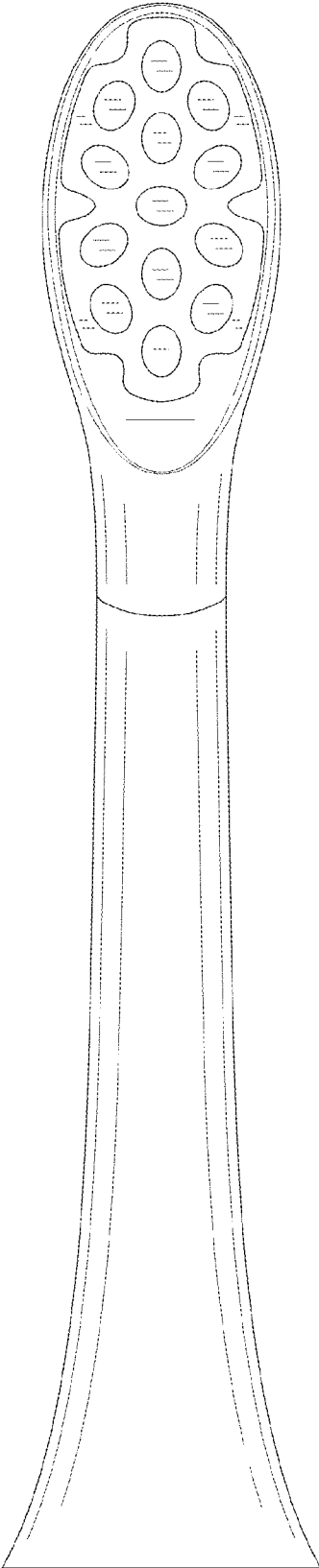


FIG. 11

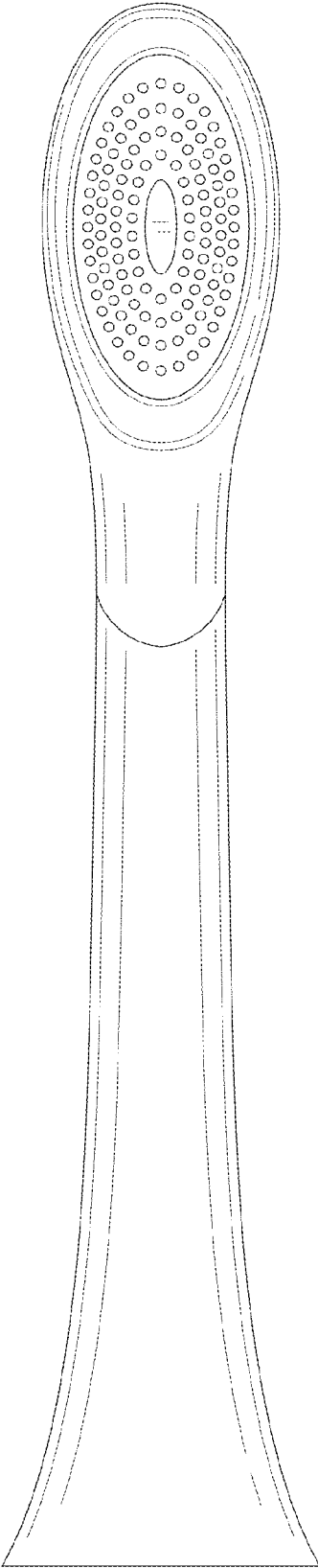


FIG. 12

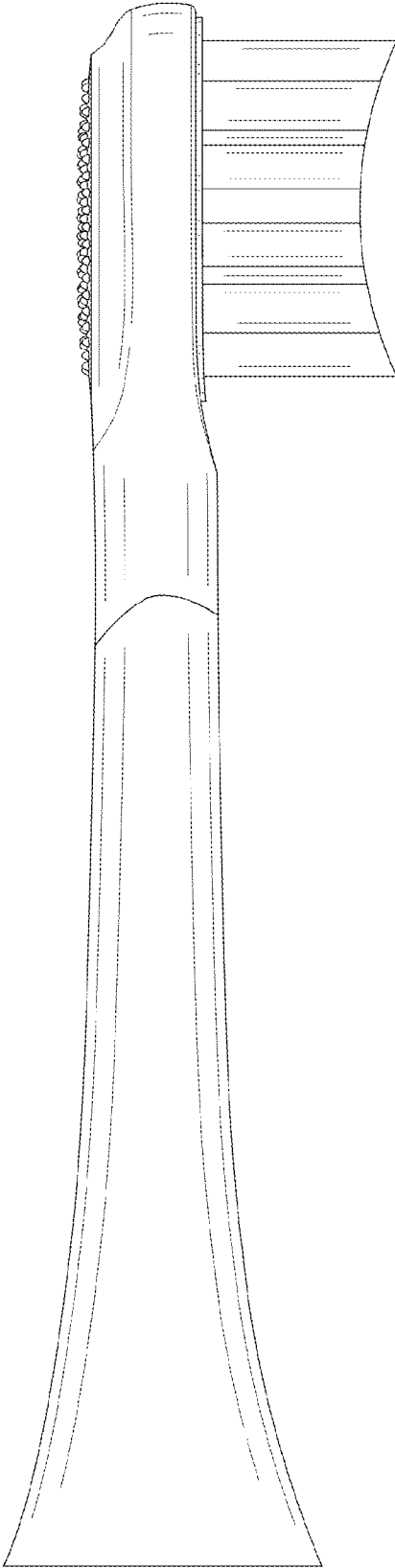


FIG. 13

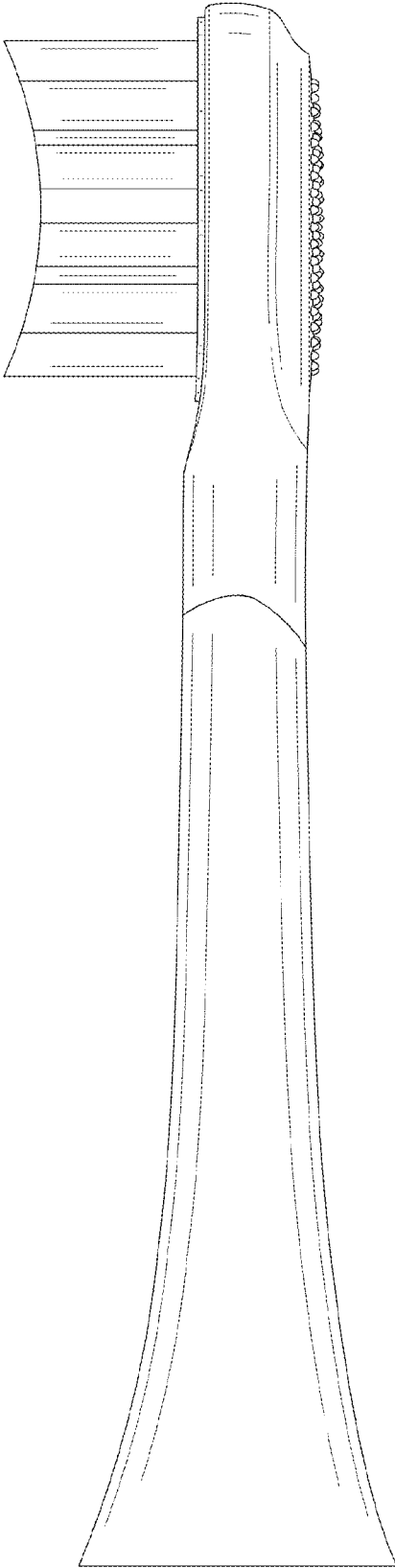


FIG. 14

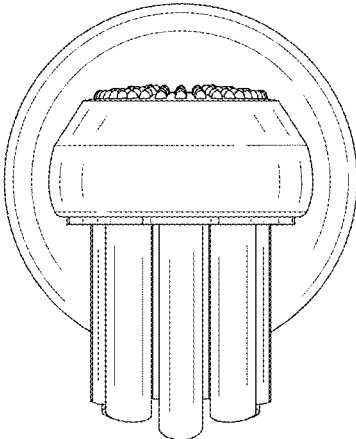


FIG. 15

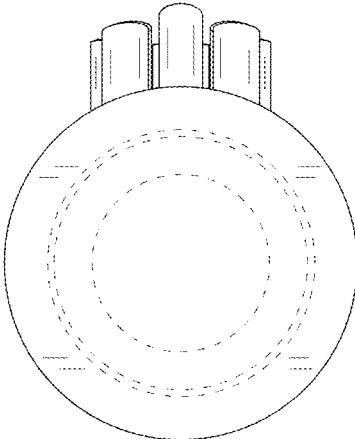


FIG. 16