



US00D580328S

(12) **United States Design Patent**
Jones

(10) **Patent No.:** **US D580,328 S**

(45) **Date of Patent:** **** Nov. 11, 2008**

(54) **TRUCK FENDER**

(75) Inventor: **David A. Jones**, West Middlesex, PA (US)

(73) Assignee: **Jones Performance Products, Inc.**, West Middlesex, PA (US)

(**) Term: **14 Years**

(21) Appl. No.: **29/302,403**

(22) Filed: **Jan. 16, 2008**

(51) **LOC (8) Cl.** **12-16**

(52) **U.S. Cl.** **D12/184; D12/196**

(58) **Field of Classification Search** D12/184, D12/196, 90-92, 93-97, 181; 280/152.1, 280/847-849, 851; 296/181.1, 181.5

See application file for complete search history.

(56) **References Cited**

U.S. PATENT DOCUMENTS

| | | | |
|--------------|---------|---------------|---------|
| D299,019 S | 12/1988 | McKinnon | |
| D422,251 S | 4/2000 | Bader et al. | |
| D450,277 S | 11/2001 | Onopa | |
| D497,581 S | 10/2004 | Conway | |
| D524,202 S * | 7/2006 | Devitt | D12/184 |
| D545,243 S | 6/2007 | Gracer et al. | |

| | | | |
|--------------|--------|---------------|---------|
| D545,253 S * | 6/2007 | Jones | D12/184 |
| D549,624 S * | 8/2007 | Jones | D12/184 |
| D560,583 S * | 1/2008 | Simons et al. | D12/196 |
| D571,696 S * | 6/2008 | Rosen et al. | D12/173 |

* cited by examiner

Primary Examiner—Melody N Brown

(74) *Attorney, Agent, or Firm*—James R. Williams

(57) **CLAIM**

The ornamental design for a truck fender, as shown and described.

DESCRIPTION

FIG. 1 is a perspective view of a truck fender showing my new design, it being understood that the broken lines are for illustrative purposes only and form no part of the claimed design;

FIG. 2 is a side elevation view thereof;

FIG. 3 is an opposite side elevation view thereof;

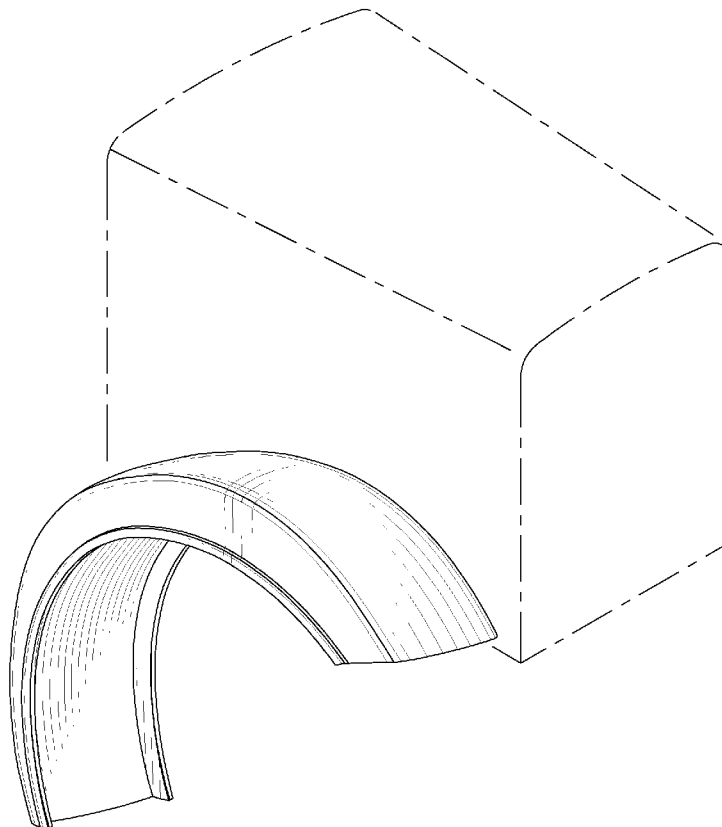
FIG. 4 is a top plan view thereof;

FIG. 5 is a bottom plan view thereof;

FIG. 6 is a front elevation view thereof; and,

FIG. 7 is a rear elevation view thereof.

1 Claim, 3 Drawing Sheets



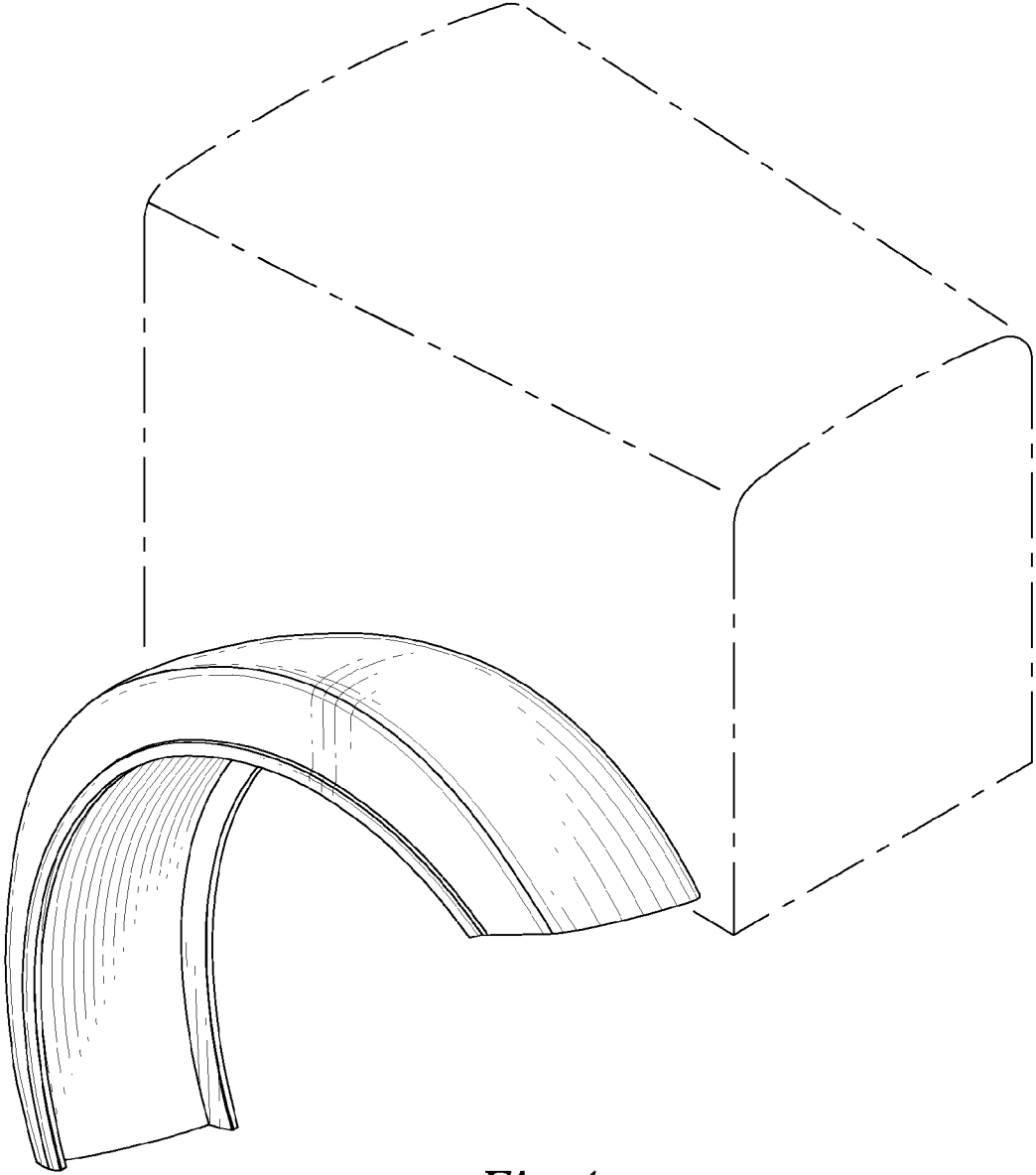


Fig. 1

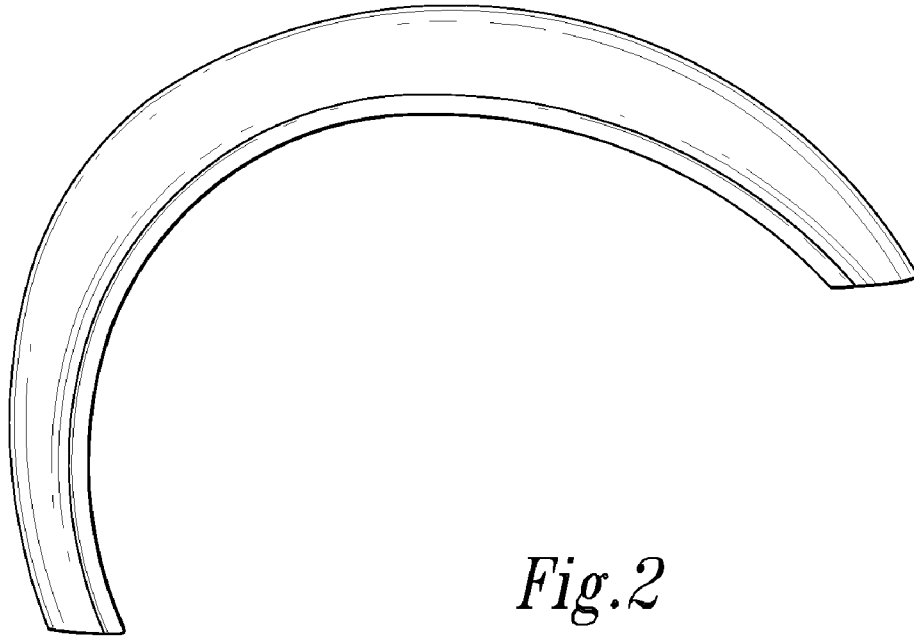


Fig. 2

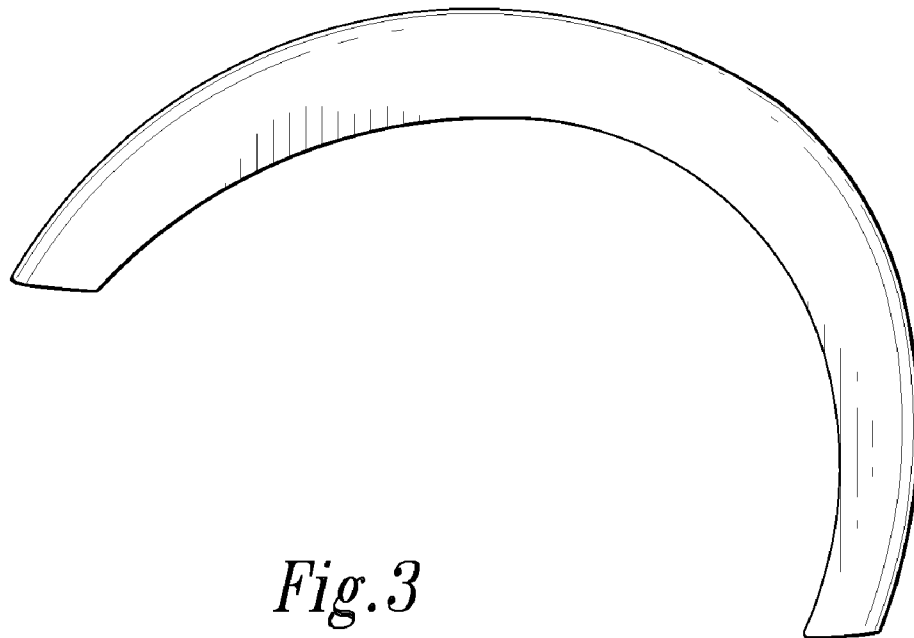


Fig. 3

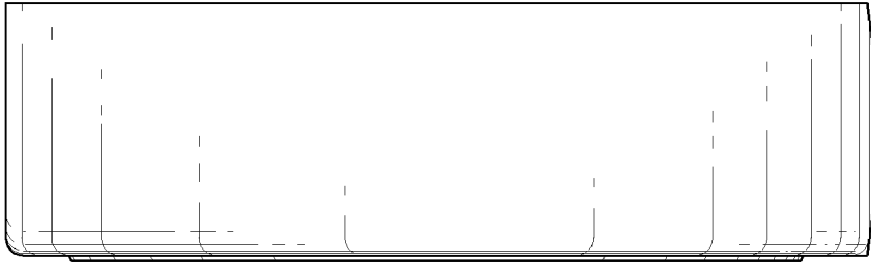


Fig. 4




Fig. 5

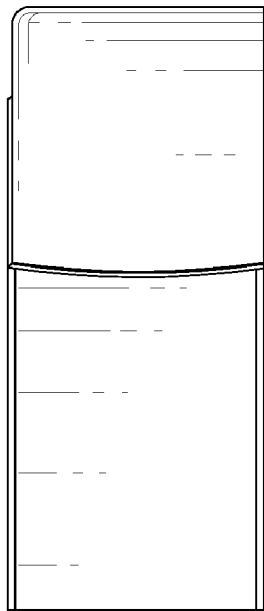


Fig. 6




Fig. 7