



(51) International Patent Classification:

D21H 21/16 (2006.01) **B05D 1/02** (2006.01)
C08B 3/00 (2006.01) **C08J 7/12** (2006.01)
D21H 23/22 (2006.01) **D21H 23/50** (2006.01)
B01J 3/00 (2006.01)

(21) International Application Number:

PCT/IB2016/053843

(22) International Filing Date:

28 June 2016 (28.06.2016)

(25) Filing Language:

English

(26) Publication Language:

English

(30) Priority Data:

62/186,074 29 June 2015 (29.06.2015) US

(71) Applicant: **STORA ENSO OYJ** [FI/FI]; P.O 309, 00101 Helsinki (FI).

(72) Inventors: **KARLSSON, Annki**; Glimmervägen 28, 653 50 Karlstad (SE). **BÄDENLID, Raija**; Drottninggatan 11, 652 25 Karlstad (SE). **LINDBERG, Stig**; Södra Järpetan 418, 655 91 Karlstad (SE). **HANSSON, Susanne**; Lupinstigen 48A, 136 73 Vendelsö (SE).

(74) Agent: **MAGNUSSON, Ulf**; Stora Enso AB, Group IP, P.O Box 9090, 650 09 Karlstad (SE).

(81) Designated States (unless otherwise indicated, for every kind of national protection available): AE, AG, AL, AM, AO, AT, AU, AZ, BA, BB, BG, BH, BN, BR, BW, BY, BZ, CA, CH, CL, CN, CO, CR, CU, CZ, DE, DK, DM, DO, DZ, EC, EE, EG, ES, FI, GB, GD, GE, GH, GM, GT, HN, HR, HU, ID, IL, IN, IR, IS, JP, KE, KG, KN, KP, KR, KZ, LA, LC, LK, LR, LS, LU, LY, MA, MD, ME, MG, MK, MN, MW, MX, MY, MZ, NA, NG, NI, NO, NZ, OM, PA, PE, PG, PH, PL, PT, QA, RO, RS, RU, RW, SA, SC, SD, SE, SG, SK, SL, SM, ST, SV, SY, TH, TJ, TM, TN, TR, TT, TZ, UA, UG, US, UZ, VC, VN, ZA, ZM, ZW.

(84) Designated States (unless otherwise indicated, for every kind of regional protection available): ARIPO (BW, GH, GM, KE, LR, LS, MW, MZ, NA, RW, SD, SL, ST, SZ, TZ, UG, ZM, ZW), Eurasian (AM, AZ, BY, KG, KZ, RU, TJ, TM), European (AL, AT, BE, BG, CH, CY, CZ, DE, DK, EE, ES, FI, FR, GB, GR, HR, HU, IE, IS, IT, LT, LU, LV, MC, MK, MT, NL, NO, PL, PT, RO, RS, SE, SI, SK, SM, TR), OAPI (BF, BJ, CF, CG, CI, CM, GA, GN, GQ, GW, KM, ML, MR, NE, SN, TD, TG).

Published:

— with international search report (Art. 21(3))

(54) Title: METHOD FOR HYDROPHOBING A CELLULOSE SUBSTRATE

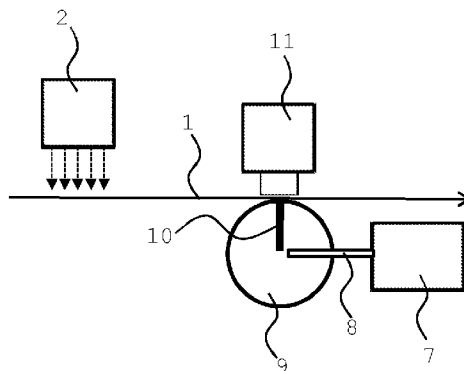


Fig. 2

(57) Abstract: Method for hydrophobing a cellulose substrate (1), which comprising a first side and a second side, which faces away from the first side. The method comprising the steps of drying a cellulose substrate (1) to a dry content above 80%, preferably above 85%, adding a vaporized fatty acid halide, to the first side of the cellulose substrate, and, at the same time perform vacuum sucking at the second side of the cellulose substrate, such that, the vaporized fatty acid penetrates the cellulose substrate (1) in a predetermined direction through the substrate.



METHOD FOR HYDROPHOBING A CELLULOSE SUBSTRATE

Field of invention

Method for hydrophobing of a cellulose substrate, which
5 comprising a first side and a second side, which faces
away from the first side.

Background of the invention - Problem

There is a need to increase the hydrophobicity of
10 materials with a cellulose substrate in several fields,
e.g. in the textile industry and the paper- and
paperboard industry.

Paper- and paperboard are usually treated with sizing
15 agents to enhance certain qualities, above all to
increase the resistance to penetration of water and other
liquids into the paper or paperboard. There are two types
of sizing; internal and surface sizing. In internal
sizing, chemicals are added to the pulp at the wet end,
20 e.g. ASA or AKD. Common surface sizing agents include
e.g. starch or acrylic co-polymers.

US 4,107,426 discloses a method for imparting water-
repellent characteristics to a surface of a cellulose
25 substrate. The process comprising the steps of exposing
the surface to a vapour phase consisting essentially of
aliphatic acid chloride.

A drawback with this method is that mainly the surface of
30 a substrate that becomes hydrophobic and not the interior
of the substrate. This causes problem with edge wicking,
i.e. penetration of liquid into the edges of substrate.

An object with the present invention is to provide a method that enhances the resistance against edge wicking of a cellulose substrate.

5 **Summary of the invention**

The inventive method comprising the following steps:

- drying the cellulose substrate to a dry content above 80%, preferably above 85%.
- adding a vaporized fatty acid halide, to the first side of the cellulose substrate, and, at the same time perform
- 10 - vacuum sucking at the second side of the cellulose substrate, such that, the vaporized fatty acid penetrates the cellulose substrate in a predetermined direction through the substrate.

15

Figures and a detailed description of the invention

In the following, the invention will be described further with reference to the drawings, wherein:

20 Figure 1 shows a schematic view of a first embodiment of the invention.

Figure 2 shows a schematic view of a second embodiment of the invention.

25

A cellulose substrate 1 comprising a first side and a second side, which second side faces away from the first side. The cellulose substrate, e.g. a paper- or paperboard web 1, is dried in a drying step. The drying is performed by any conventional drying methods suitable for drying a cellulose substrate. A cellulose substrate of a paper- or paperboard web may for example be dried by drying cylinders. After the drying step, the cellulose

30

substrate 1 has a dry content above 80%, preferably above 85% and most preferred above 90%. The higher dry content, the better will be the result of the subsequent hydrophobing be.

5

The cellulose substrate 1 may thereafter be heated. The heating is preferably performed by IR heating.

The first side of the dried and heated substrate is then treated with a vaporized fatty acid halide, in gas-phase, to hydrophobize the substrate, such that, the substrate becomes hydrophobized. In order to enhance the penetration of the gas through the substrate, the second side of the substrate is subjected to a vacuum suction, simultaneously, during the hydrophobing of the substrate, such that, the gas is transported in a predetermined direction, through the substrate. This enhances the hydrophobing of the substrate, such that, the substrate will be more resistant against in-plane edge penetration.

10
15
20

The fatty acid halide can be any halide that can be vaporized, however palmitoyl chloride, C16 has, in tests, shown to be particularly suitable. During tests a covalent degree of 90 % has been achieved, compared to conventional AKD sizing where just a few percentage of covalent binding can be obtained, which results in low retention, which thereby leads to e.g. migration problems, stains and machine stops etc.

25

Another advantage with the gas-phase reaction, in combination with vacuum suction, is that it is very position specific and hydrophobicity is only achieved where the gas can access the substrate. The reagent will

30

react with the available hydroxyl groups forming HCl gas as a by-product. The reagent is also highly reactive towards water and the reaction requires dry substrates. Nevertheless, there will always be some presence of water whereupon the corresponding, less reactive, fatty acid also will be formed as an unbound molecule. It is therefore difficult to achieve 100% covalent degree. Yet other advantages with the use of gas-phase reaction is that the reaction is faster and less amount of chemical reagents are needed.

To perform this covalent modification at a larger scale, two different setups are proposed as shown in figure 1 and figure 2 respectively.

Figure 1 discloses a first embodiment, in accordance with the invention, where a dried and already heated cellulose substrate 1, in the form of a paper- or paperboard 1, is additionally heated and dried with IR heating from an IR heat box 2. In a separate pressurised tank 3, a liquid fatty acid halide is heated to vaporize the liquid into gas-phase. The gas is thereafter, via a tube 4, transferred to a gas spreading device 5 that sprays the fatty acid halide gas over the first side of the cellulose substrate 1. The second side of the substrate is at the same time in contact with a rotating vacuum cylinder 6, with holes (not shown in figure), that sucks the gas in a predetermined direction through the cellulose substrate 1. Thereby, the cellulose substrate 1 will be hydrophobized through the complete thickness of the substrate. Moreover, the HCl by-product and possibly unreacted palmitoyl chloride and/or unbound C16 can be removed and collected for handling.

Figure 2 discloses a second embodiment, in accordance with the invention, where a fatty acid halide, in liquid form, is transferred from a tank 7 via a tube 8 to a gas spreading device 9, 10. The gas spreading device 9, 10 comprising a fixed pipe 9 with a thin gap 10. The cellulose substrate 1, in the form of a paper- or paperboard, is transported over the gap 10. The pipe 9, comprising a heating device which heats up the fatty acid halide liquid, such that, the liquid vaporizes to gas-phase. The gap 10 allows the gas to pass through and treat the first side of the cellulose substrate 1. Above the second side of the substrate and the gap is a vacuum box 11 arranged that sucks the gas in a predetermined direction through the cellulose substrate 1. Thereby, the cellulose substrate 1 will be hydrophobized through the complete thickness of the substrate. Moreover, the HCl by-product and possibly unreacted palmitoyl chloride and/or unbound C16 can be removed and collected for handling.

It is believed that the heating step will do that the subsequent hydrophobing gas will penetrate better through the substrate. However, tests have shown that very good results are achieved also with a non-heated cellulose substrate. I.e. the method is applicable on a dried cellulose substrate without heating the cellulose substrate. Hence, the heating step may be excluded from the inventive method and still reach very good results.

30

In tests we have used hydrophobic contact angle as a measurement of how much the cellulose substrate has been hydrophobized by the method. An un-treated cellulose

substrate had before a contact angle of 40° and after treatment of the inventive method a contact angle of 130° on both the first side and the second side of the substrate. Contact angles greater than 90° (high contact angle) generally means that wetting of the surface is unfavourable, so the fluid will minimize contact with the surface and form a compact liquid droplet.

In the foregoing, the invention has been described on the basis of two specific embodiments. It is appreciated, however, that other embodiments and variants are possible within the scope of the following claims.

In addition, it is possible to combine the different solutions in figure 1 and 2. The vacuum cylinder 6 in figure 1 may be replaced with the vacuum box in figure 2. The gas spreading device 5 in figure 1 may be replaced with the gas spreading device 9, 10 in figure 2. The vacuum box in figure 2 may be replaced with the vacuum cylinder in figure 1. The gas spreading device 9, 10 in figure 2 may be replaced with the gas spreading device 5 in figure 1.

Moreover, a skilled person realises that the IR- heat box, for heating the cellulose substrate, may be replaced with another suitable heating device e.g. a hot cylinder, microwaves or similar.

In addition, the method is particularly effective on paper- or paperboard, however other cellulose substrates are possible such as textiles made from cellulose fibres.

Finally, the gas spreading devices in figure 1 and 2 are only examples how the gas spreading can be made. The

skilled person realises that other, not shown, embodiments to spread the fatty acid gas over a first side of a substrate are possible.

C L A I M S

1. Method for hydrophobing of a cellulose substrate (1),
which comprising a first side and a second side, which
5 faces away from the first side, **characterized in that** the
method comprising the steps of:
- drying the cellulose substrate (1) to a dry content
above 80%, preferably above 85%.
- adding a vaporized fatty acid halide, to the first side
10 of the cellulose substrate, and, at the same time
perform,
- vacuum sucking at the second side of the cellulose
substrate, such that, the vaporized fatty acid penetrates
the cellulose substrate (1) in a predetermined direction
15 through the cellulose substrate (1).
2. Method according to claim 1, wherein the dry content
of the cellulose substrate is above 90%, preferably
above.
- 20 3. Method according to any of claims 1-2, **characterized
in that** the fatty acid is palmitoyl chloride, C16.
4. Method according to any of claim 1-3, **characterized in
25 that** the cellulose substrate (1) is a paper- or
paperboard web.
5. Method according to claim 4, **characterized in that** the
web (1) is a multilayer web.
- 30 6. Method according to any of claims 1-5, **characterized
in that** the method further comprising a step of heating

the substrate (1), before adding the vaporized fatty acid.

7. Method according to claim 6, **characterized in that** the heating step is performed by IR heating.

8. Method according to any of claims 1-7, **characterized in that** the vacuum sucking is performed by a vacuum box (11).

10

9. Method according to any of claims 1-7, **characterized in that** the vacuum sucking is performed by a rotating vacuum cylinder (6).

15

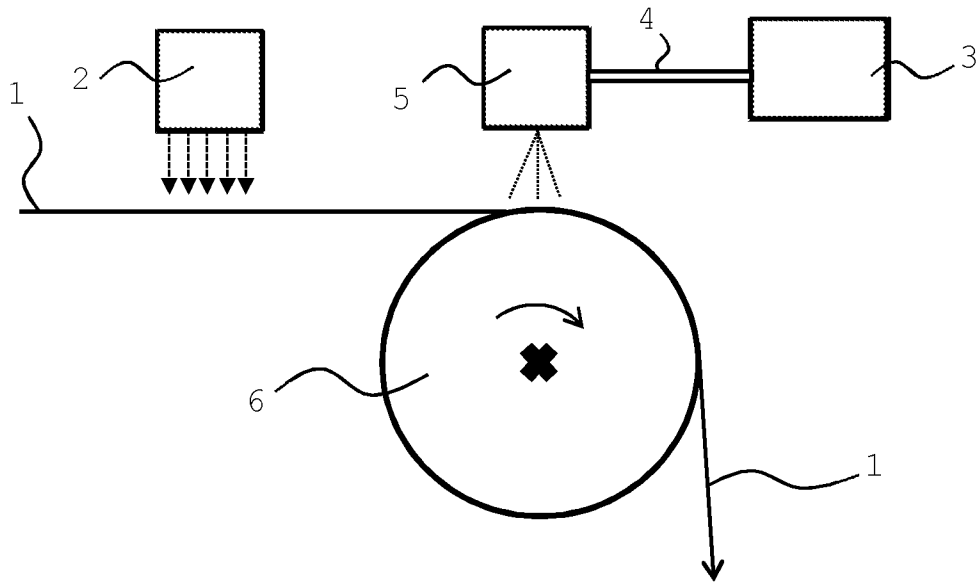


Fig. 1

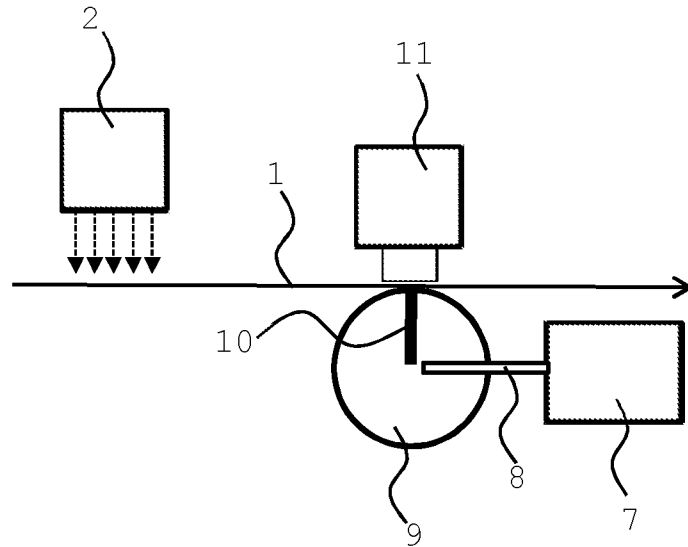


Fig. 2

INTERNATIONAL SEARCH REPORT

International application No.
PCT/IB2016/053843

A. CLASSIFICATION OF SUBJECT MATTER

IPC: see extra sheet

According to International Patent Classification (IPC) or to both national classification and IPC

B. FIELDS SEARCHED

Minimum documentation searched (classification system followed by classification symbols)

IPC: B01J, B05D, C08B, C08J, D21H

Documentation searched other than minimum documentation to the extent that such documents are included in the fields searched

SE, DK, FI, NO classes as above

Electronic data base consulted during the international search (name of data base and, where practicable, search terms used)

EPO-Internal, PAJ, WPI data, BIOSIS, COMPENDEX, EMBASE, PUBCHEM, XPSRING, PI, STN-PIRA

C. DOCUMENTS CONSIDERED TO BE RELEVANT

Category*	Citation of document, with indication, where appropriate, of the relevant passages	Relevant to claim No.
A	US 4107426 A (GORDON ROY GERALD), 15 August 1978 (1978-08-15); abstract; column 4, line 1 - column 5, line 33; column 6, line 53 - line 58; figure 1; claims --	1-9
A	WO 2004109015 A2 (METSU PAPER INC ET AL), 16 December 2004 (2004-12-16); abstract; page 3, line 17 - line 25; page 6, line 18 - line 20; page 8, line 22 - page 9, line 19; figure 2; claims --	1-9
A	DE 2802663 A1 (HENKEL KGAA), 26 July 1979 (1979-07-26); abstract; pages 3-5; claims --	1-9

 Further documents are listed in the continuation of Box C. See patent family annex.

* Special categories of cited documents:

"A" document defining the general state of the art which is not considered to be of particular relevance

"E" earlier application or patent but published on or after the international filing date

"L" document which may throw doubts on priority claim(s) or which is cited to establish the publication date of another citation or other special reason (as specified)

"O" document referring to an oral disclosure, use, exhibition or other means

"P" document published prior to the international filing date but later than the priority date claimed

"T" later document published after the international filing date or priority date and not in conflict with the application but cited to understand the principle or theory underlying the invention

"X" document of particular relevance; the claimed invention cannot be considered novel or cannot be considered to involve an inventive step when the document is taken alone

"Y" document of particular relevance; the claimed invention cannot be considered to involve an inventive step when the document is combined with one or more other such documents, such combination being obvious to a person skilled in the art

"&" document member of the same patent family

Date of the actual completion of the international search

26-09-2016

Date of mailing of the international search report

26-09-2016

Name and mailing address of the ISA/SE

Patent- och registreringsverket
Box 5055
S-102 42 STOCKHOLM
Facsimile No. + 46 8 666 02 86

Authorized officer

John Sjöberg

Telephone No. + 46 8 782 28 00

INTERNATIONAL SEARCH REPORT

International application No.
PCT/IB2016/053843

C (Continuation). DOCUMENTS CONSIDERED TO BE RELEVANT

Category*	Citation of document, with indication, where appropriate, of the relevant passages	Relevant to claim No.
A	WO 2007128867 A1 (METSU PAPER INC ET AL), 15 November 2007 (2007-11-15); abstract; page 10, line 25 - line 31; figure 1; claims --	1-9
A	WO 2013113927 A1 (CENTRE NAT RECH SCIENT ET AL), 8 August 2013 (2013-08-08); abstract; page 10, line 19 - line 40; claims --	1-9
A	US 20140238295 A1 (VALLE MIGUEL ANGEL ET AL), 28 August 2014 (2014-08-28); abstract; paragraphs [0026], [0048]; figure 4; claims --	1-9
A	WO 0026458 A1 (KIMBERLY CLARK CO), 11 May 2000 (2000-05-11); abstract; page 4, line 22 - line 33; figure 1; claims --	1-9
A	GB 2400336 A (TURNILS), 13 October 2004 (2004-10-13); abstract; claims -- -----	1-9

Continuation of: second sheet

International Patent Classification (IPC)

D21H 21/16 (2006.01)

C08B 3/00 (2006.01)

D21H 23/22 (2006.01)

B01J 3/00 (2006.01)

B05D 1/02 (2006.01)

C08J 7/12 (2006.01)

D21H 23/50 (2006.01)

INTERNATIONAL SEARCH REPORT

Information on patent family members

International application No.

PCT/IB2016/053843

US	4107426 A	15/08/1978	NONE		
WO	2004109015 A2	16/12/2004	CN	1798892 A	05/07/2006
			EP	1629153 A2	01/03/2006
			FI	20030842 A0	05/06/2003
			FI	115732 B	30/06/2005
			JP	2006526497 A	24/11/2006
			US	20060124263 A1	15/06/2006
			US	7540941 B2	02/06/2009
DE	2802663 A1	26/07/1979	NONE		
WO	2007128867 A1	15/11/2007	AT	505876 A1	15/04/2009
			CN	101443517 A	27/05/2009
			DE	112007001033 T5	02/04/2009
			FI	20065306 A	10/11/2007
			FI	122859 B	15/08/2012
WO	2013113927 A1	08/08/2013	EP	2809712 A1	10/12/2014
			FR	2986530 A1	09/08/2013
			US	20140374044 A1	25/12/2014
			US	9297115 B2	29/03/2016
US	20140238295 A1	28/08/2014	CA	2902509 A1	28/08/2014
			EP	2959047 A1	30/12/2015
			MX	2015010925 A	29/10/2015
			WO	2014130249 A1	28/08/2014
WO	0026458 A1	11/05/2000	AU	1336500 A	22/05/2000
			BR	9914807 A	30/10/2001
			DE	19983676 T1	31/01/2002
			GB	2359566 B	08/01/2003
			US	20030068947 A1	10/04/2003
GB	2400336 A	13/10/2004	NONE		