



(12) **United States Design Patent**
Kashikar et al.

(10) **Patent No.:** **US D1,070,565 S**
(45) **Date of Patent:** **** Apr. 15, 2025**

(54) **ESCUTCHEON**
(71) Applicant: **Schlage Lock Company LLC**, Carmel, IN (US)

D904,165 S * 12/2020 Jin D8/331
D906,087 S * 12/2020 Zheng D8/331
D951,953 S * 5/2022 Ferreira D14/383
2023/0160235 A1* 5/2023 Heblikar E05B 63/0056
70/279.1

(72) Inventors: **Parth Kashikar**, Boise, ID (US);
Mitchell T. Barbon, Carmel, IN (US)

OTHER PUBLICATIONS

(73) Assignee: **Schlage Lock Company LLC**, Carmel, IN (US)

Dormakaba; Dormakaba C-Lever Compact; Copyright dormakaba Group, 2022; 8 pages.

(**) Term: **15 Years**

* cited by examiner

(21) Appl. No.: **29/852,419**

Primary Examiner — Joseph Kukella

Assistant Examiner — Benjamin M Weeks

(22) Filed: **Sep. 7, 2022**

(74) *Attorney, Agent, or Firm* — Taft Stettinius & Hollister LLP

(51) **LOC (15) Cl.** **11-05**

(52) **U.S. Cl.**
USPC **D8/353**

(57) **CLAIM**

(58) **Field of Classification Search**
USPC D8/300, 315, 331, 334, 350–353, 404;
D13/177

The ornamental design for an escutcheon, as shown and described.

CPC . E05B 15/02; E05B 17/00; E05B 9/00; E05B
9/02; E05B 9/04

DESCRIPTION

See application file for complete search history.

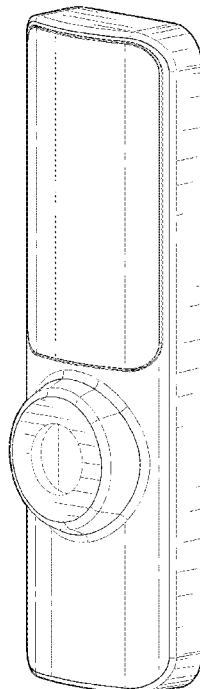
FIG. 1 is a top, front, right side perspective view of an escutcheon showing our new design;
FIG. 2 is a bottom, front, left side perspective view thereof;
FIG. 3 is a front elevational view thereof;
FIG. 4 is a left side elevational view thereof;
FIG. 5 is a right side elevational view thereof;
FIG. 6 is a top plan view thereof; and,
FIG. 7 is a bottom plan view thereof.
The broken lines in the drawing figures illustrate portions of the article that form no part of the claimed design.

(56) **References Cited**

U.S. PATENT DOCUMENTS

5,513,505 A * 5/1996 Dancs E05B 65/1086
292/DIG. 60
5,713,612 A * 2/1998 Kajuch E05B 59/00
292/DIG. 60
D675,083 S * 1/2013 Clark D8/353
D767,365 S * 9/2016 Yu D8/350
10,526,824 B2 * 1/2020 Farias E05C 19/00
D904,164 S * 12/2020 Jin D8/331

1 Claim, 5 Drawing Sheets



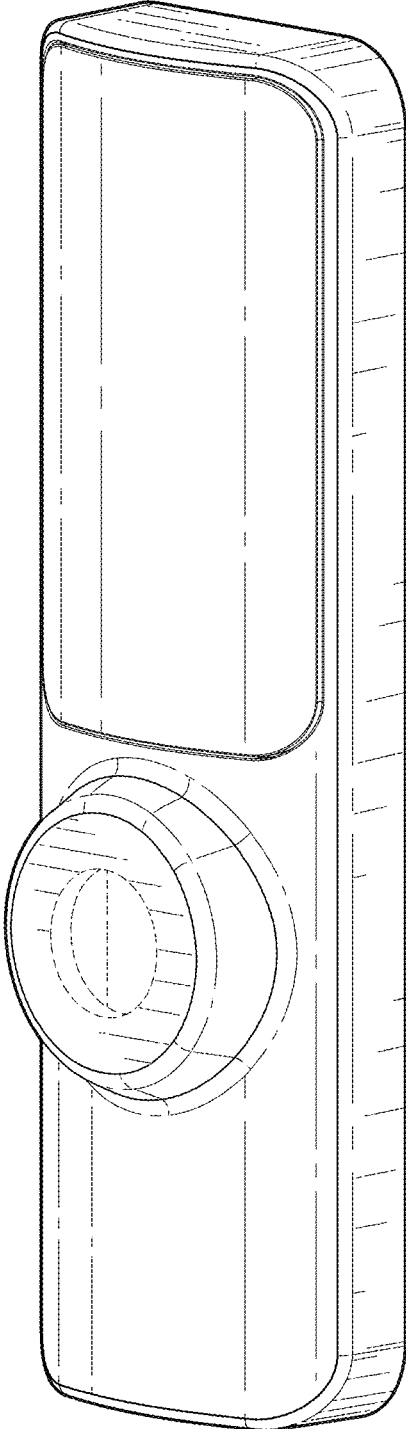


Fig. 1

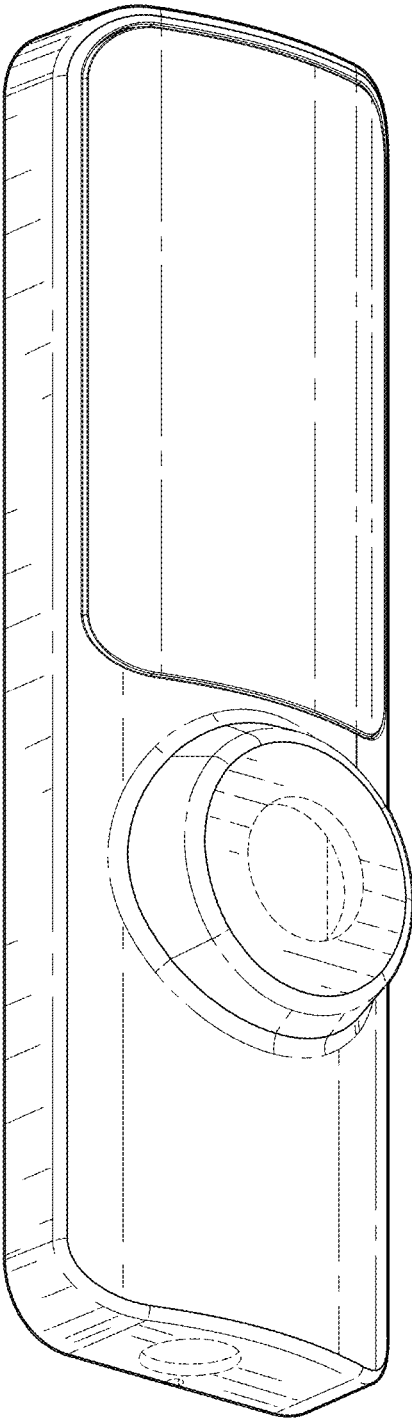


Fig. 2

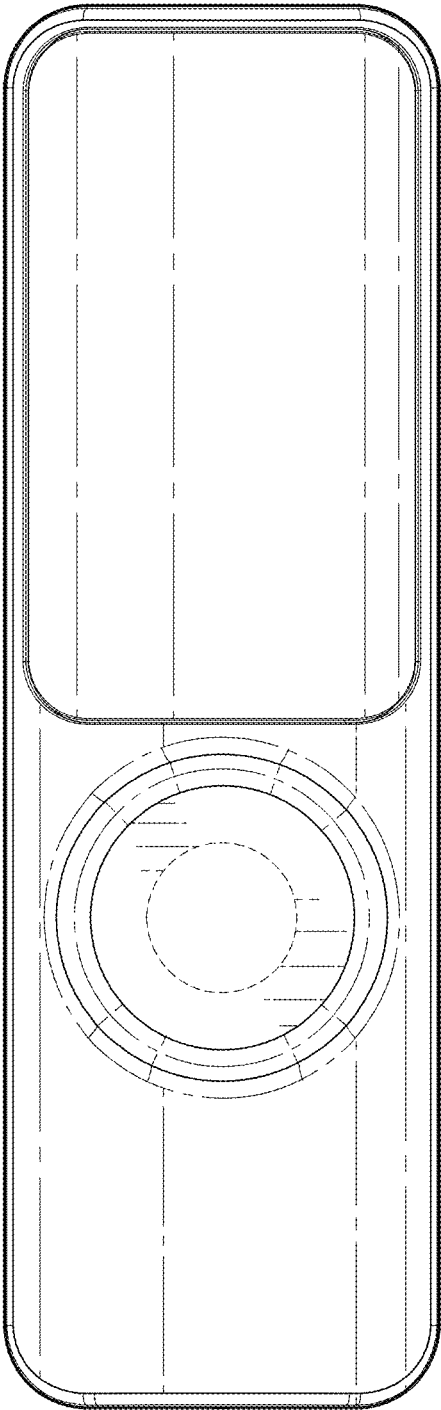


Fig. 3

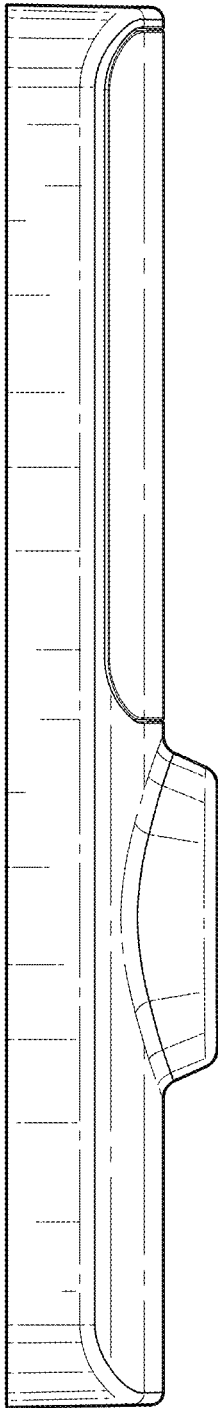


Fig. 4

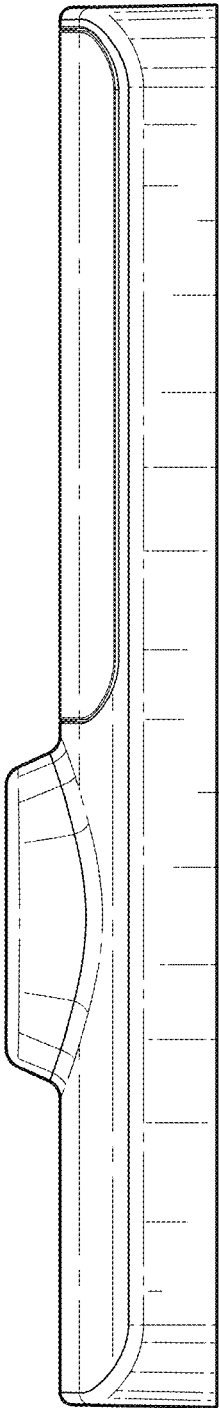


Fig. 5

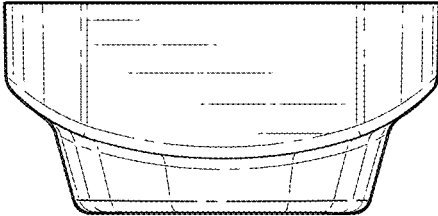


Fig. 6

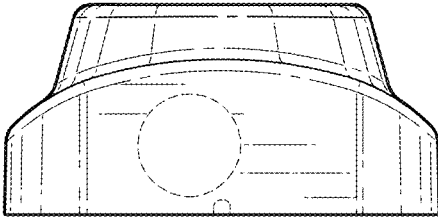


Fig. 7