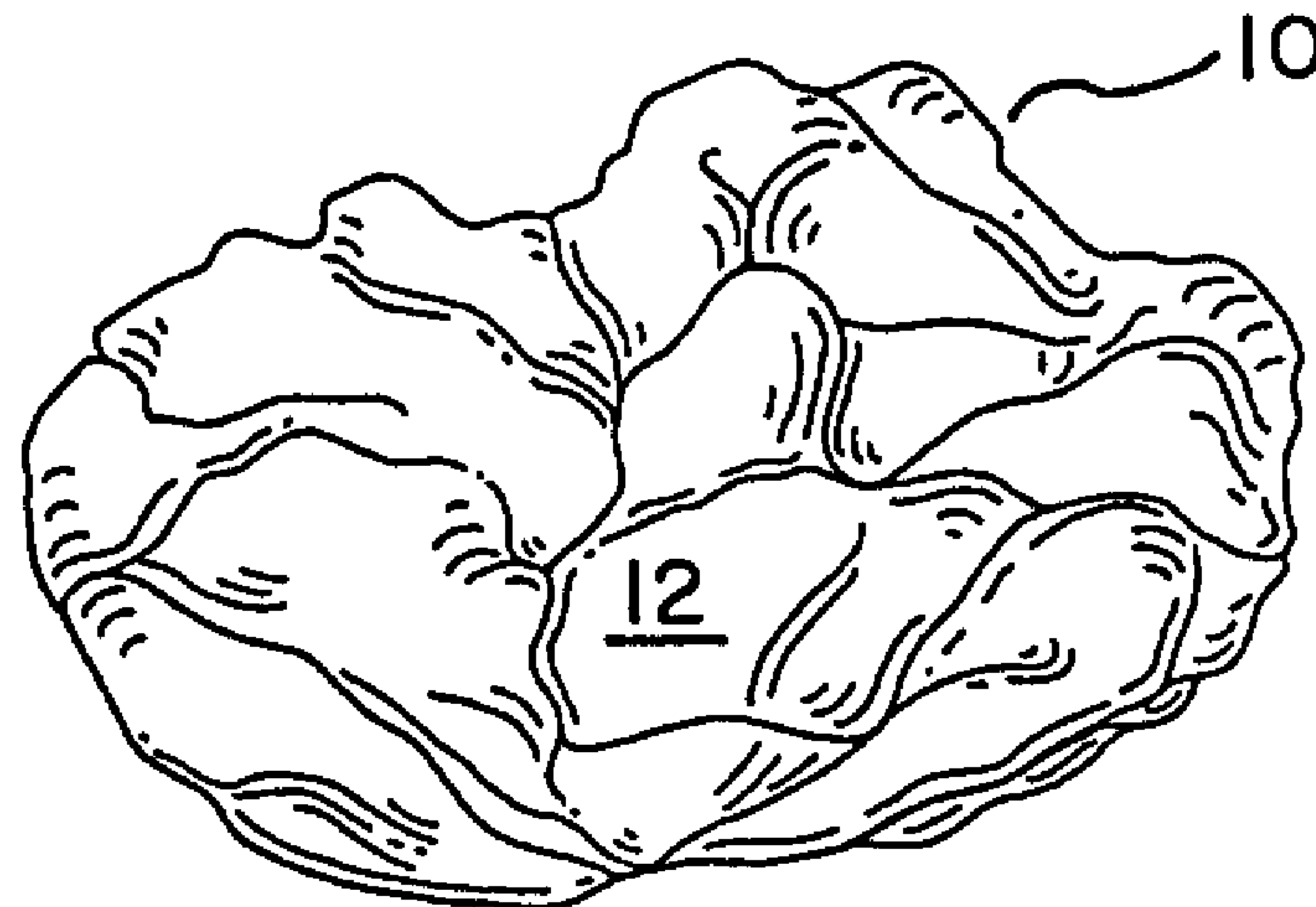




(22) Date de dépôt/Filing Date: 1999/03/29
(41) Mise à la disp. pub./Open to Public Insp.: 2000/08/01
(62) Demande originale/Original Application: 2 267 088

(51) Cl.Int.⁷/Int.Cl.⁷ A23L 1/18
(71) Demandeur/Applicant:
THE QUAKER OATS COMPANY, US
(72) Inventeur/Inventor:
MALFAIT, JACQUE L., CA
(74) Agent: MACRAE & CO.

(54) Titre : AMIDON ALIMENTAIRE SOUFFLE
(54) Title: PUFFED FOOD STARCH PRODUCT



(57) Abrégé/Abstract:

The present invention includes puffed-food starch material snack, in particular starch material from grains, having an improved crispy texture and a more aesthetic appearance. In general terms, the products are snack chips, cakes, crackers or the like, made from food starch material. The puffed snack product has a puffed starch material body with a perimetrical shape and with opposed upper and lower surfaces. At least one of the surfaces has a substantially wavy contour appearing as though individual kernels of grain were joined to each other. The product is made by providing a puffing chamber which permits unconstrained total volume expansion of the material, placing a bulk amount of the food starch material in the puffing chamber, and causing a volumetric expansion of the material placed in the chamber to form a single, unitary puffed food starch material product by constraining expansion of the material in the chamber in at least a first dimension, while permitting unconstrained volumetric expansion of the material in at least a second dimension.



ABSTRACT

The present invention includes puffed-food starch material snack, in particular starch material from grains, having an improved crispy texture and a more aesthetic appearance. In general terms, the products are snack chips, cakes, crackers or the like, made from food starch material. The puffed snack product has a puffed starch material body with a perimetrical shape and opposed upper and lower surfaces. At least one of the surfaces has a substantially wavy contour appearing as though individual kernels of grain were joined to each other. The product is made by providing a puffing chamber which permits unconstrained total volume expansion of the material, placing a bulk amount of the food starch material in the puffing chamber, and causing a volumetric expansion of the material placed in the chamber to form a single, unitary puffed food starch material product by constraining expansion of the material in the chamber in at least a first dimension, while permitting unconstrained volumetric expansion of the material in at least a second dimension.

PUFFED FOOD STARCH PRODUCT

This application is a division of copending commonly assigned Canadian Patent Application No. 2,267,088 filed March 29, 1999.

Technical Field

This invention relates generally to improved puffed-food starch products made from cereal grains or other food starches, into various shapes, and the methods for their manufacture. More particularly, the present invention relates to puffed-rice snacks with improved crispiness, and
5 appealing visual and physical texture, and processes of preparing such snacks.

Background of the Invention

Snacks have long been a household staple around the world and range from treats to dietary supplements. However, not too long ago a nutrition trend found chocolates, candies, ice cream, and
10 other naturally and artificially sweetened confections, as well as potato chips, pretzels, corn chips, and the like, being replaced by more healthy products. The terms "low fat", "no-fat", and "light" have become the watch words of the health conscious in the '90's. The trend has seen the popularity of puffed, or sometimes referred to as popped grain snacks, especially those made of corn and rice, steadily climb.

15 Very successful products have been made in the form of cakes generally made of puffed corn or rice. While these products had a here-to-fore acceptable amount of crispiness, they suffered from an unpleasant texture, usually nearest the core of the cake, resulting in the product sticking in teeth. The products are hockey puck-shaped (uniform in all three dimensions) and lack the appealing visual texture of conventional snack foods. The size of these snack cakes is also relatively large in size
20 (approximately a three to four-inch disk-shaped cake). This size, as a single portion, can lead to a substantial amount of waste for some consumers, especially children. To address the problem of waste, a "mini-cake," or smaller version of the original cake (about a one to two-inch disk-shaped cake or cracker) was introduced. The problems of texture and appearance, however, remained.

Examples of methods for making conventional grain cake products are disclosed in the described methods of U.S. Patent No. 4,888,180 to Wu. These cake-forming devices are most frequently used with rice as the cereal grain since rice is capable of relatively easy expansion into a self-supporting cake. Statistics show that the availability and versatility of rice have not only made
5 it an industry favorite, but a consumer favorite as well. The annual world rice harvest in the early 1990's exceeded 510 million metric tons, an increase of about 30 percent over the average during the period from 1979 to 1981. Rice grains are extensively used as human food, constituting the principal food of almost one-half the human race. The leading rice producers are China, with 36 percent of world output in the early 1990's, and India, with 22 percent. In the United States, production
10 averaged close to 7 million metric tons; Arkansas, California, Louisiana, and Texas were the leading rice-producing states.

Rice puffing and, in general, cereal puffing (or cereal popping) methods are well established in the prior art. Generally, methods known in the art rely primarily on a moisture content in the grains for puffing. The moisture content can be varied by many processes, such as: drying; cooking;
15 parboiling; and, tempering. Examples of attempted improvements in processing methods are described in US. Patent Nos. 4,281,593 to Gevaert, 4,328,741 to Yoshikazu, and 4,667,588 to Hayashi.

There are two generally practiced methods for expanding or puffing grains: (1) heating the kernels of grain until they become extensible (i.e. until the starch becomes amorphous or flowable)
20 at which point further heating permits evaporation of moisture (and out-gassing of some minor amounts of other gases entrained in the grain) which causes expansion (bubble formation) in the amorphous starch; (2) heating the grain kernels to a flowable state at atmospheric pressure, then suddenly reducing the pressure (partial vacuum) again permitting enhanced vaporization and out-gassing, and again causing expansion (bubble formation) in the amorphous starch; and, (3) heating
25 the grain kernels to a flowable state in a chamber where pressure is permitted (or caused) to build, then suddenly reducing the pressure to atmospheric permitting enhanced vaporization and out-gassing and again causing expansion (bubble formation) in the amorphous starch.

This latter method, is most conventionally used to make rice cakes of both the larger and "mini" sizes. This latter method is carried out in what is commonly referred to as rice popping

machines. These machines provide a chamber defined by heated chamber walls. Once the pre-puffed grain is placed in the chamber, it is closed to a pressure seal. The food starch is heated by contact with the chamber walls. The amount of food starch, i.e. the amount of grain kernels loaded into the chamber, relative to the volume of the chamber, and amount of expansion, cause the puffed product
5 to generally conform in all three dimensions to the shape of the chamber.

One problem with conventional rice popping processes is that the filling of the entire volume of the popping chamber upon expansion, may limit the bubble size formed, or full expansion of the bulk amount of the food starch, or both. This may account for a less than fully crisped product and a teeth-sticking texture of the resulting rice cake. It is certainly responsible for the hockey puck-shape
10 of the product, which heretofore was thought to be desirable.

Another problem which exists in use of rice popping equipment is trying to balance providing sufficient time to present good conditions for full expansion of the food starch, while at the same time trying to minimize chamber residence time to achieve high production rates. To date, this balance, has produced the conventional rice cakes discussed above.

15 It is well known that, the degree and ease of puffing is affected by many factors such as: the type of grain, the type of preprocessing (e.g. milling), the condition of the grain (e.g. moisture content), and the type of starch contained in the grain. Another advancement in puffing food starch is to puff food starch which has been floured, and to extrude it into a discrete size and shape. Such extruded pieces are cooled and dried to a state of desired moisture content and hardness for
20 acceptable handling and storage. To date, such puffing has been limited to oven puffing or deep frying. The resulting products, however, are relatively uniform throughout the snack piece, and provide a monolithic texture to the mouth when eating them. The same can be said for the products made from the more conventional process of extrusion puffing.

The inventor is unaware of a cake-type product ever being attempted using such pelletized
25 stock. Further, it appears that prior to the present invention, it has never been contemplated to employ such a pelletized pre-product in a rice popping machine or related process.

In sum, despite the improvements being made in the field of making puffed snack cakes from food starches, in particular rice grain, insufficient attention has been given to improving the overall visual and physical texture (e.g. crispiness) and appearance of the product. The present invention

addresses these issues as well as solving the problems discussed above and providing other advantages which will become apparent to those skilled in the art upon reading the accompanying specification and claims.

5 **Summary Of The Invention**

The present invention provides puffed-food starch snacks having an improved crispy texture and a more aesthetic appearance and methods for preparing them.

10 In general terms, the products are snack chips, cakes, crackers or the like, made from food starch. Preferably, the starch material is provided primarily in the form of individual kernels or pellets of a cereal grain, such as rice, corn, wheat, rye, oats, millet, sorghum, barley, buckwheat, or mixtures thereof. Quantities of other food starches may also be employed as a co-mixed constituent, or as the primary source of bulk starch material, for example potato starch. A quantity of the food starch is puffed (expanded) in a manner which forms a snack product of considerable crispiness, lightness, and unique texture to both the mouth and eye.

15 According to one aspect of the invention according to the parent application, a puffed snack product comprises a puffed starch body having a generally regular perimetrical shape, and opposed upper and lower surfaces. At least one of the upper and lower surfaces has a substantially wavy contour such that it appears as though individual kernels of grain are joined to one another. It is preferred that the substantially wavy surface of the starch body comprises hills and valleys, noted by
20 the rise and fall of the surface along a parallel plane.

The invention in accordance with the present application may, however, be defined generally as a puffed snack product comprising: a puffed starch material body having a generally regular perimetrical shape with opposed upper and lower surfaces; and at least one of the upper and lower surfaces having a substantially wavy contour appearing as though individual kernels of grain were
25 joined to one another; the puffed snack product being made by the method comprising the steps of: providing a puffing chamber which permits unconstrained total volume expansion of a food starch material to produce the puffed snack product; placing a bulk amount of the food starch material into the puffing chamber; and causing a volumetric expansion of the bulk amount of food starch material placed in the chamber to form a single, unitary puffed food starch material product by constraining

expansion of the bulk amount of food starch material in at least a first dimension, while permitting unconstrained volumetric expansion of the bulk amount of food starch material in at least a second dimension.

In a preferred embodiment, the puffed snack product is comprised primarily of rice starch, but
5 may further include puffed corn starch, puffed wheat starch, puffed potato starch, or the like.

In other presently preferred embodiments, the puffed snack product may be comprised primarily or predominately of puffed corn starch, puffed wheat starch, or puffed potato starch, with combinations of other such grains possible. Presently, a preferred perimetrical shape of the food product is generally circular, hence a rounded cake in two dimensions. Alternatively, other
10 embodiments may include a perimetrical shape which is generally triangular, square, rectangular, or any other such geometric or fanciful shape as may be thought at the time to have consumer appeal or processing, handling, or packaging advantages.

According to another aspect of the invention, the bulk cake product is comprised of an amount of food starch in the form of a plurality of individual whole kernels of grain, puffed together. At least
15 a portion of these whole kernels may be rice kernels, wheat kernels, or both, and may additionally include corn grits.

According to yet another aspect of the invention, the cake or snack body is formed from a bulk amount of food starch comprised of a plurality of individual pellets (formed from starchy flour) all puffed together. Such pellets are preferably made from rice flour, wheat flour, corn flour, potato flour
20 or the like, and may additionally include corn grits. A sufficient amount of pellets (and corn grits, if desired) capable of becoming amorphous in the puffing chamber should be provided, such that all of the pellets, and grits, touch at least one other pellet, or grit, after becoming amorphous.

The step of constraining expansion may additionally include constraining expansion of the bulk amount in a third dimension as well. The constraining may achieve a defining of the general shape
25 of the final product in the first dimension, or in both the first and third dimensions. The defined shape may be provided by, in one particular embodiment, constraining expansion with certain of the inner surfaces of the puffing chamber. Preferably, for the snack cake disclosed in the example below, the unconstrained second dimension is height.

Another aspect of the method of the present invention includes predetermining the bulk amount of food starch material to be placed into the chamber. The predetermining should provide a sufficient amount of whole kernels (or corn grits, if desired) capable of becoming amorphous, such that all of the kernels, and grits, touch at least one other kernel, or grit, after becoming amorphous.

5 Where pellets are used, the method may further include forming the pellets generally to the size of a whole kernel of grain selected from the group of grains including rice, wheat, barley, oats, rye, and corn.

Another aspect of the invention provides for puffing a food starch capable of becoming amorphous into a food starch product, wherein the food starch is first floured then pre-gelatinized
10 in an extruder under a pressure and temperature. The food starch is then extruded and cut into pellets. The pelletized food starch is placed into a puffing chamber where increasing the pressure and the temperature in the chamber causes the pelletized food starch to become amorphous. By quickly reducing the pressure in the chamber, the amorphous starch pellets expand.

The pellets are believed to provide superior puffing, (at least relative to a given time,
15 temperature cycle in mass production) to whole kernels. While presently unproven, the advantages are believed to be that: (1) the pellets are pre-gelatinized and may allow more of the heat energy (in the given cycle time or amount of thermal energy) to contribute to water vaporization and bubble formation, (as opposed to providing energy to accomplish a greater crystalline phase change) than in a grain kernel); (2) the pelletized rice has been pre-floured, hence the mechanical, and physical
20 boundaries of the cellular structure have already been broken down leading to a more uniform expansion with less (heat) energy required to break down the cellular structure; and, (3) the uniform pellet structure has a more uniform distribution of both starch and moisture for improved crisp, puffing.

According to another aspect of the invention, the extruded food starch pellets may be cooled
25 under sufficiently controlled (slowly) parameters to reduce stress in the pellet (i.e. an annealing of the pellets). This should reduce the energy required for possible annealing in the popping chamber. Also, the slow drying should enhance endurance of further handling without fracturing. The extruded pellets should be provided with sufficient drying to enhance shelf life and to prevent pellets from sticking together in storage.

It is also possible, that once gelatinized, the pellets are cooled in such a way as to reduce recrystallization of the starch. This may also assist in puffing in that for a fixed amount of energy input, energy is not wasted unduly on annealing in the puffing chamber. However, such a cooling may be at odds with the slow cooling for stress reduction. While one type of cooling may be used as a trade off for the other, stress reduction presently looks to be the preferred goal.

Brief Description of the Drawings

In the drawings,

FIGURE 1 is cut-away side view depicting a puffing machine used in the present invention in a completely open position;

FIGURE 2 is a similar view of the puffing machine of FIGURE 1 showing the placement of food starch within a couple of chambers;

FIGURE 3 is a similar view of the puffing machine of FIGURE 1 showing the sealed chambers;

FIGURE 4 is a similar view of the puffing machine of FIGURE 1 showing just subsequent to breaking the seal on the chambers;

FIGURE 5 is a similar view of the puffing machine of FIGURE 1 showing the upper mold fully retracted;

FIGURE 6 is a similar view of the puffing machine of FIGURE 1 showing the final product being ejected from the mold;

FIGURE 7 is a top view of a supply plate for the present invention;

FIGURE 8 is a perspective view of a puffed starch product made in accordance with one embodiment of the present invention;

FIGURE 9 is a top view of a puffed starch product as shown in FIGURE 8;

FIGURE 10 is a bottom view of a puffed starch product as shown in FIGURE 8;

FIGURE 11 is a first side view of a puffed starch product as shown in FIGURE 8;

FIGURE 12 is second side view of a puffed starch product as shown in FIGURE 8;

FIGURE 13 is a third side view of a puffed starch product as shown in FIGURE 8;

FIGURE 14 is a fourth side view of a puffed starch product as shown in FIGURE 8;

FIGURE 15 is a perspective view of another puffed starch product made in accordance with one embodiment of the present invention;

FIGURE 16 is a perspective view of another puffed starch product made in accordance with one embodiment of the present invention;

5 FIGURE 17 is a perspective view of another puffed starch product made in accordance with one embodiment of the present invention;

FIGURE 18 is a flow chart illustrating an embodiment of the present method for producing a puffed food starch product;

10 FIGURE 19 is a flow chart illustrating another embodiment of the present method for producing a puffed food starch product using pelletized food starch;

FIGURE 20 is a flow chart generally illustrating the operation of the puffing machine.

Detailed Description of the Preferred Embodiment

15 While the invention is susceptible of embodiment in many different forms, this disclosure will be described in detail preferred embodiments of the invention with the understanding that the present disclosure is to be considered as an exemplification of the principles of the invention and is not intended to limit the broad aspect of the invention to the embodiments illustrated.

Product

20 The puffed or popped food starch food products of present invention provide a number of advantages over prior puffed food starch cake or cracker products. It is believed that the products are lighter, crispier, and have a more appealing visual texture as well as texture to the mouth when consumed. In some cases products made in accordance with the invention are believed to have a more natural unprocessed appearance, as illustrated in FIGURES 8-17.

25 However, the wavy, natural appearance provides functional advantages over the prior art as well. The undulating surface allows snack dips to be more easily scooped, much like a potato chip or corn chip than hockey puck-shaped cakes. Additionally, the present product may be sprinkled with flavoring during manufacturing, including such savory flavors as barbeque, sour cream, cheese, garlic & onion, and most any other popular snack flavor. The highly textured surface provides longer

retention of granular or crystalline flavor coatings. Additionally, because the top and bottom surface areas of each chip are larger than a standard flat surface of prior art cakes, a greater amount of flavoring may be applied. More flavoring may improve the overall flavor of a product that has enjoyed past commercial success.

5 Products according to the invention may be in the form of a snack chip, cake, or cracker. They can be made from individual kernels according to certain aspects of the invention and from individual pellets of extruded food starch material according to other aspects of the invention. Disclosed herein are cakes made from a cereal grain, such as rice, corn, wheat, rye, oats, millet, sorghum, barley, buckwheat, or mixtures thereof. A quantity of the grain is puffed (expanded) in a
10 manner which forms a snack product of considerable lightness and crispiness over previous puffed-grain snacks.

The puffing phenomenon results from the sudden expansion of water vapor (steam) from moisture held within the starch material of the granule (and some out-gassing). The particle is fixed
15 in its expanded state by the dehydration resulting from the rapid diffusion of the water vapor out of it. The moisture level is considered an important factor in puffing grain. Before puffing, the grain or pellet preferably should be maintained at no less than 3% moisture in order to achieve the desired extent of puffing and crispness of the final product. The preferred embodiment has a moisture content which falls within the range of from about 8% to about 18% (by weight) moisture, with about 8% to about 13% (by weight) being more preferred, and about 10% to about 12% being the most preferred
20 moisture content. Moisture contents outside of the 8-18% range may cause a decreased puffing on the one hand, and collapse of an already puffed product on the other hand.

Rice grain is preferred for many reasons, including its capability to expand with relative ease into a self-supporting cake product. FIGURES 8-14 show various views of one embodiment of a snack cake according to the present invention. The puffed snack product of the present invention
25 comprises a puffed starch body 10 having a generally regular perimetrical shape, and opposed upper and lower surfaces 12, 14. The perimetrical shape of body 10 is circular. Other shapes, are contemplated, for example, other geometric shapes: triangular; square; rectangular; etc., and fanciful shapes may provide particular advantages in some instances. FIGURES 15-17 show food starch products with surface variations.

Referring to FIGURES 8-14, the upper surface 12 and the lower surface 14 have a substantially wavy contour, and each surface 12, 14 has a general appearance which permits visual discrimination between individual kernels of grain 16 as they are joined to one another. It is preferred that the substantially wavy surface of the starch body 10 comprises hills 17 and valleys 18, noted by
5 the non-uniform rise and fall of the surfaces 12, 14.

While the preferred starch body 10 is comprised primarily of rice, it may further include corn, wheat, potato, oats, rye, barley, buckwheat, potato, or any combination of these or other suitable sources of puffable food starch. Hereafter, the terms "good" or "goods" are intended to describe starch bearing materials, including cereal grains, seeds, tubers, and the like, which are used in the
10 present process to make up the food starch of the starch bodies such as body 10 or in making up the bulk amount of food starch placed in the puffing chamber. Where applicable, these goods may be supplied in the form of ground flour, whole kernels, or in a pelletized form. Mixtures of goods in the form of flour, or mixed whole kernels or mixed pellets may also be used in accordance with the present invention, with varying results.

15 With respect to flour and whole kernels, single goods or mixtures of goods may be used to create a suitable puffable food starch composition. As rice is the preferred food starch in the disclosed embodiment of body 10, it should be understood it will be the preferred predominate good used in mixtures for many of the disclosed methods. A predominately rice flour mixture may contain rice flour within the range of about 51% to 100% by weight. Similarly, predominately corn flour mixture
20 would be predominately corn flour (i.e., at least 51% by weight). The remaining percentage, up to 49% by weight, may be made up of any one or more of other floured goods. This is equally true for a mixture of predominately rice grain, or predominately corn grit (i.e., cracked corn). It should be noted that moisture content of the respective starch constituents is counted in its weight percentage.

Pellets are more variable than either flour or whole kernels. The pellets themselves may be
25 made from a mixture of goods from a flour form, and the entire composition may be comprised of several different kinds of pellets. For instance, "A" pellets may be formed from a mixture of 75% by weight rice flour and 25% by weight corn flour, while "B" pellets may be formed from 60% by weight rice flour and 40% by weight potato flour. A first recipe may call for 50% by weight of "A" pellets

and 50% by weight of "B" pellets, while a second recipe may require 90% by weight "A" pellets and only 10% by weight of "B" pellets. The various combinations are nearly infinite.

Of the three forms of goods disclosed, pellets are a preferred form, according to a separate aspect of the invention. Pellets provide excellent textural features (e.g., crispiness, contour, etc.),
5 produce a high-quality puffed product, and allow more precise control of moisture content.

While rice is the preferred good for the pelletized form in the present invention, other embodiments of the puffed snack product may be comprised primarily of corn, wheat, or a puffed potato starch, with combinations and other such grains (or starches from sources other than grains) also possible.

Part of what gives the present invention its unique surface contour is the composition of the
10 bulk food starch. The various goods will all have different expandability, partly dependent upon moisture content and partially due to the differing starch characteristics, compositions, or pre-processing (such as pre-gelatinization). By assembling a bulk food starch of predominately rice (either flour, whole kernels, or pellets) interspersed with, for instance, the preferred corn grits, the puffed
15 product will have natural surface and texture variations due to varied expansion. Therefore, to facilitate this affect in the present invention, at least a portion of the bulk food starch in certain embodiments will be enhanced by the inclusion of corn grits which do not expand as much as rice pellets or kernels.

Referring again to FIGURES 8-14, regardless of the good(s) or form used, according to one aspect of the invention, the product has a generally predefined perimetrical shape. Preferably, the
20 perimetrical shape of the food product is one that is appealing to consumers and is suitable for use in a chamber-type popping machine. Applicant has found a circular shape to meet both of these requirements. It is also believed that there may be textural advantages of the circular shape.

In order to form the preferred product, which is more easily understood with reference to the described methods, a sufficient amount of whole kernels or pellets (and corn grits) capable of
25 becoming amorphous, should be provided such that all of the whole kernels or pellets (and grits) touch or contact at least one other whole kernel or pellet (or grit) after becoming amorphous. In other words, the bulk food starch is capable of melting into a single flowable mass. This means that the amount of bulk food starch used for making the present inventive product is an important feature, as discussed below.

The area of contact between two or more of the kernels or pellets form a connective boundary after they become flowable. This boundary defines the area of connection between kernels or pellets. The preferred puffed product is most readily broken apart at these boundaries, as opposed to breaking within the body of the puffed kernel or pellet. This adds to the aesthetic appearance of the product according to the present invention. Prior art grain cakes are typically comprised of indistinct or less distinguishable boundaries between puffed kernels, breaking along less visually determinable lines.

Another textural distinguishing aspect of the present invention over the prior art relates to the product thickness. The preferred product is typically a single layer, approximately one grain thick. This helps insure contact between individual kernels, pellets, and grits occurs on no more than two dimensions (i.e., primarily side-to-side connection). This, in turn, insures the added eating textural appeal of individual kernels or pellets in each puffed product. Conversely, the prior art cakes are several grains thick, causing three dimensional contact (i.e., side-to-side and top-to-bottom connections). Such three-dimensional contact removes the added aesthetic and textural crispiness and appeal of the individual kernels or pellets within the cake. This again relates to the amount of bulk food starch relative to the puffing chamber volume and resting area.

Processes

In many prior art processes, an amount of food starch (in whole kernel form only) is added to a puffing chamber so that upon expansion the food starch fills the entire chamber. The result is a puffed product conformed exactly to the size and shape of the chamber, in substantially the form of a disk. This is very different than the present invention.

A preferred method of making the puffed food starch product of the present invention, illustrated in FIGURE 18, utilizes a bulk amount of a previously described food starch. The disclosed method begins by providing a puffing chamber having inner surfaces and a chamber volume, and then placing a bulk amount of the food starch material into the puffing chamber. Generally speaking, the bulk amount of food starch is caused to volumetrically expand. In other words, the bulk food starch is puffed to several times its original size.

Puffing machines (usually having a plurality of chambers each) are widely known and understood by those skilled in the art. A suitable puffing machine is manufactured by REAL FOODS

PTY, LTD. of St. Peters NSW, Australia. Referring to FIGURES 1-6, puffing chamber 20 is shown, generally, having an opening 21 on ring mold 22, upper mold insert 24 (attached to an upper base 25), and lower mold insert 26 (attached to a lower base 27). Each of these components may be slidably movable on guide pins 28, though ring mold 22 is typically fixed. The mold inserts 24, 26 (via bases 5 25, 27) may be actuated hydraulically, pneumatically, or in any other suitable manner. As shown in FIGURES 2 and 3, mold insert 24, 26 enter opening 21 to form the inner surfaces of the puffing chamber.

The present preferred method requires constraining the expansion of the bulk amount of food starch in at least a first dimension, while permitting expansion of the bulk amount in at least a second 10 dimension. In other words, the food starch is capable of expanding to its full volumetric potential (taking into account moisture content of the food starch, temperature of the chamber, and the forces of gravity), while being prevented from expanding in one of either height, width, or depth. For example, if the height of the puffed product is constrained, then the width and depth of the puffed product proportionately increase. Where two dimensions are constrained, the third will compensate 15 to achieve total volume expansion. At no time is the total volumetric expansion of the puffed product constrained by the inner surfaces of the puffing chamber, while dimensional expansion is constrained. Preferably, this may be achieved by predetermining the proper amount of the bulk amount of food starch placed into the puffing chamber relative to the total volume of the chamber in an unsealed (puffing) condition. Prior art processes attempt to completely fill the chamber (at least upon puffing).

20 Using the puffing chamber for dimensional constraining may be achieved by defining a general shape of the product (as discussed previously) in the first dimension, or in both the first and third dimensions. The constrained shape may be provided by, in one particular embodiment, constraining expansion with the inner surfaces of the puffing chamber.

Balanced against the unconstrained volumetric expansion aspects of the present invention (i.e., 25 properly sizing the bulk amount of food starch placed into the puffing chamber) is the necessity to produce a single, unitary product from the puffing chamber. With these competing interests in mind, the present method may further include predetermining the bulk amount of food starch to be placed into the chamber, such that there is a sufficient amount of whole kernels or pellets (or corn grits) that

all of the kernels or pellets (and grits) touch at least one other kernel or pellet (or grit) after becoming amorphous.

While the exact mechanism of how the food starch bonds together in the puffing chamber is not fully understood, referring to FIGURE 20, it is believed that a melt occurs, or at least a softening or gelatinization of the food starch. In a preferred embodiment of the invention, the puffing chamber 20 is heated to a temperature of about 475°F (about 246°C). Puffing machines, as well as individual puffing chambers, however, can vary greatly from one to another. Due to such differences, and any other prevailing conditions which may exist (e.g., the amount and type of food starch and its preprocessing history), the chamber temperature may range from about 350°F (about 177°C) to about 550°F (about 288°C), including any combination or sub-combination of ranges within this range. As the chamber is sealed and the food starch is heated, the internal pressure of the chamber increases, though a final pressure has not been measured. No additional pressure is added to the chamber in the preferred embodiment, but may be implemented for alternative embodiments.

Referring to FIGURE 7, a supply plate 30 is shown. Supply plate 30 is shown having seven (7) openings 32, but may contain more or less to suit particular manufacturing needs. Openings are preferably about 0.563 inches diameter by about 0.591 inches deep (about 0.147 cubic inches) to allow a sufficient amount of bulk food starch to pass through for puffing an approximately two inch (2") product, but these dimensions may vary for larger or smaller products. The volume of opening 32 determines the amount of food starch to be added to each chamber. Each opening 32 corresponds to a chamber 20 of the puffing machine. As supply plate 30 moves across the open ring mold 22, it deposits the predetermined amount of bulk material filling each opening volume into the chamber 20, to rest on lower mold insert 26. Supply plate 30 is then retracted.

The chamber is closed as shown in the sequence of FIGURES 2-5, and the bulk food starch is heated to an amorphous or extensible state. After an approximate 5.25 to 6.75 second heating cycle time, upper mold insert 24 raises to release pressure in chamber 20, as shown in FIGURE 4. Then upper mold insert 24 completely raises and lower mold insert 26 raises to become flush with the upper surface of ring mold 22, as shown in FIGURE 6. Finally, supply plate 30 return to make a subsequent deposit, pushing the puffed food starch products to a discharge chute (not shown) in the process.

The amount of food starch used in the present invention is less than that used in prior art processes. A relationship exists between the mass of food starch used and the expansion of the final product, also taking into consideration the chamber volume (about 0.79 cubic inches in the present invention), cycle time, and chamber temperature. Basically, the expanded food starch should not be constrained by the chamber volume, as discussed above. Another consideration, however, is the placement of the food starch within the chamber. If the food starch is thick or mounded on top of itself, then expansion of the food starch as a whole will be diminished. Thinly spread food starch will tend to puff more completely.

Where pellets are used in the present invention, it is considered to be within the knowledge of those skilled in the art to prepare suitable pellets. The J. R. SHORT COMPANY, Chicago, Illinois, manufactures such a rice pellet. Basically, referring to FIGURE 19, beginning with a floured food starch, the starch is gelatinized in an extruder under a pressure and temperature. The food starch is then extruded and cut, forming individual pellets. The pellets, in the preferred embodiment, are formed generally to the size of a whole kernel of grain. The grain size can be selected from the group of grains including rice, wheat, barley, oats, rye, corn, etc. The extruded food starch pellets may be cooled sufficiently (i.e., slowly) to substantially reduce any stress in the pellet, and to provide sufficient drying to provide good shelf life and prevent extruded food starch pellets from sticking together in storage.

In another preferred embodiment of the present method, Applicant found advantages in pelletizing the food starch material, and then placing an amount of the pelletized food starch into the puffing chamber. The amount may be as little as a single pellet, or as many as suitable for the chamber size. The pellets within the chamber are then caused to volumetrically expand and form a suitable cake or chip.

Another major advantage of the use of pellets over whole kernels is that the pellets need not be tempered prior to puffing. That is, tempering is a process whereby the whole kernels are tumbled in a high moisture atmosphere (frequently steam is used). This is not necessary for pellets. The moisture content of the pellets is controlled at manufacture, most preferably within the range of about 10% to about 12% (by weight). Additionally, the tempering process is used to increase the puffability

of the kernels, as described above. Pelletization appears to provide sufficient enhancements to puffability to negate the need for tempering.

While specific embodiments have been illustrated and described, numerous modifications are possible without departing from the spirit of the invention, and the scope of protection is only limited
5 by the scope of the accompanying claims.

CLAIMS

1. A puffed snack product comprising:
a puffed starch material body having a generally regular perimetrical shape with opposed upper
5 and lower surfaces; and,
at least one of the upper and lower surfaces having a substantially wavy contour appearing as
though individual kernels of grain were joined to one another;
said puffed snack product being made by the method comprising the steps of:
providing a puffing chamber which permits unconstrained total volume expansion of a food
10 starch material to produce the puffed snack product;
placing a bulk amount of the food starch material into the puffing chamber; and
causing a volumetric expansion of the bulk amount of food starch material placed in the
chamber to form a single, unitary puffed food starch material product by constraining expansion of
the bulk amount of food starch material in at least a first dimension, while permitting unconstrained
15 volumetric expansion of the bulk amount of food starch material in at least a second dimension.
2. The product of claim 1 wherein the step of constraining expansion includes constraining
expansion of the bulk amount in a third dimension.
- 20 3. The product of claim 1 wherein the constraining step includes defining a general shape of the
product in the first dimension.
4. The product of claim 2 wherein the constraining step includes defining a general shape of the
product in both the first and third dimensions.
25
5. The product of claim 1 wherein the step of constraining expansion includes constraining
expansion with inner surfaces of said puffing chamber.
6. The product of claim 1 wherein the second dimension is height.

7. The product of claim 1 wherein the bulk amount of food starch material comprises a plurality of individual whole kernels of grain.
8. The product of claim 7 wherein rice kernels constitute at least a portion of the plurality of the whole kernels.
9. The product of claim 8 wherein the bulk amount of food starch material also includes corn grits.
10. The product of claim 7 wherein wheat kernels constitute at least a portion of the plurality of the whole kernels.
11. The product of claim 10 wherein rice kernels constitute at least a portion of the plurality of the whole kernels.
12. The product of claim 10 wherein the bulk amount of food starch material also includes corn grits.
13. The product of claim 11 wherein the bulk amount of food starch material also includes corn grits.
14. The product of claim 1 wherein the food starch material is in the form of kernels, further including the step of providing the kernels in the puffing chamber, wherein the kernels become amorphous as a result of heating and each kernel touches at least one other kernel after becoming amorphous.
15. The product of claim 1 further including the step of providing a plurality of individual pellets of food starch material for placing in the puffing chamber.

16. The product of claim 15 wherein at least a portion of the plurality of pellets are made from rice flour.
17. The product of claim 16 wherein the bulk amount of food starch material also includes corn
5 grits.
18. The product of claim 15 wherein at least a portion of the plurality of pellets are made from wheat flour.
- 10 19. The product of claim 18 wherein at least a portion of the plurality of pellets are made from rice flour.
20. The product of claim 16 wherein at least a portion of the plurality of pellets are made from potato flour.
- 15 21. The product of claim 17 wherein at least a portion of the plurality of pellets are made from potato flour.
22. The product of claim 18 wherein at least a portion of the plurality of pellets are made from
20 potato flour.
23. The product of claim 18 wherein the bulk amount of food starch material also includes corn grits.
- 25 24. The product of claim 19 wherein the bulk amount of food starch material also includes corn grits.
25. The product of claim 20 wherein the bulk amount of food starch material also includes corn grits.
-

26. The product of claim 15 further including the step of providing sufficient pellets, capable of becoming amorphous as a result of heating, in the puffing chamber such that when the pellets become amorphous upon heating, each pellet touches at least one other pellet.

5

27. The product of claim 15 further including the step of providing sufficient pellets and corn grits, capable of becoming amorphous as a result of heating, in the puffing chamber such that at least when the pellets and corn grits become amorphous upon heating, each pellet or grit touches at least on other pellet or grit.

10

28. The product of claim 15 further including the step of forming the pellets generally to the size of a whole kernel of grain selected from the group of grains including rice, wheat, rye, barley, and corn.

15 29. The product of claim 16 further including the step of forming the pellets generally to the size of a whole kernel of rice.

30. The product of claim 17 further including the step of forming the pellets generally to the size of a whole kernel of rice.

20

31. The product of claim 18 further including the step of forming the pellets generally to the size of a whole kernel of rice.

25 32. The product of claim 19 further including the step of forming the pellets generally to the size of a whole kernel of rice.

33. The product of claim 30 including the step of providing sufficient pellets in the puffing chamber, capable of becoming amorphous as a result of heating, such that when the pellets become amorphous upon heating, each pellet touches at least one other pellet.

FIG. 1

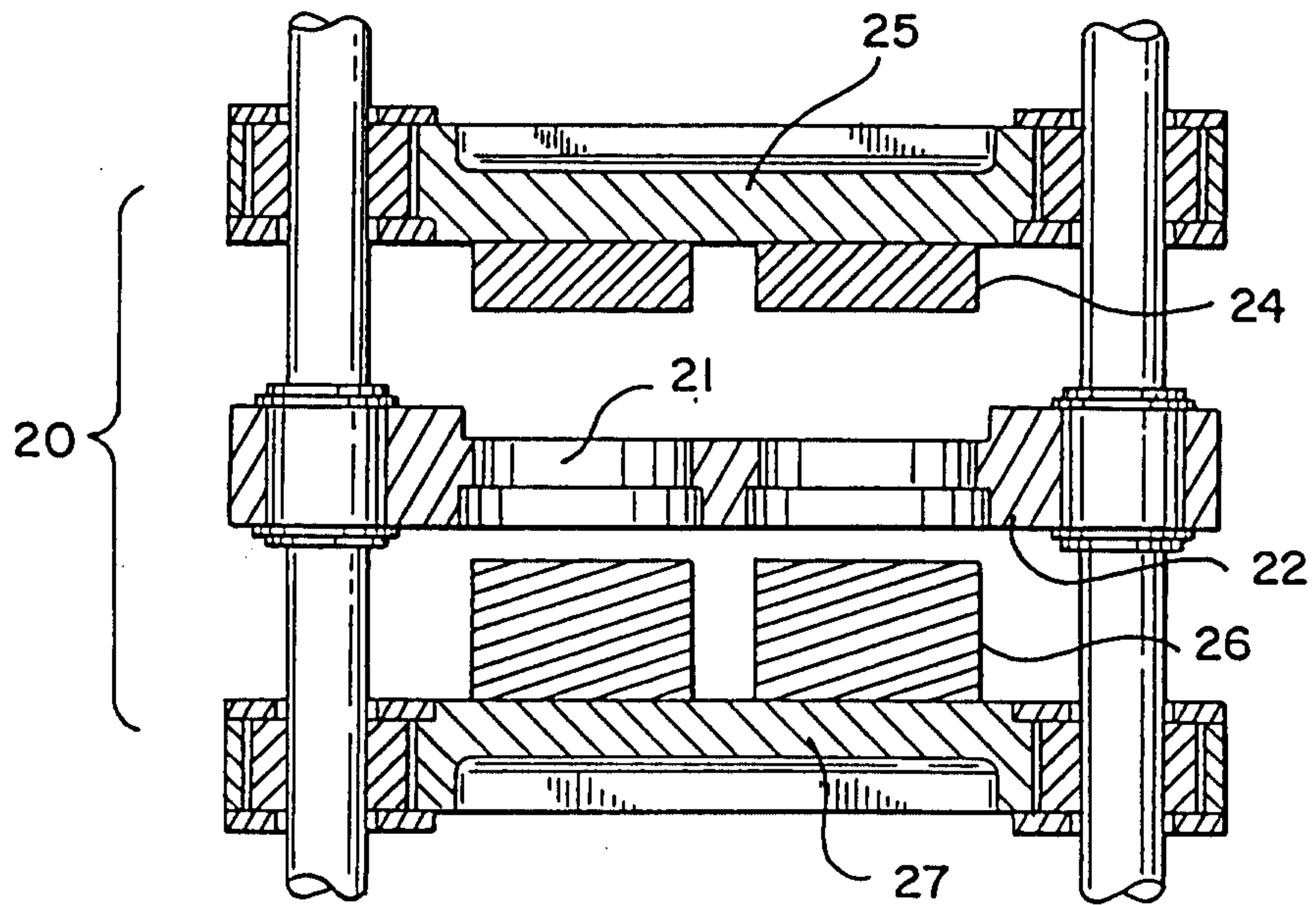


FIG. 2

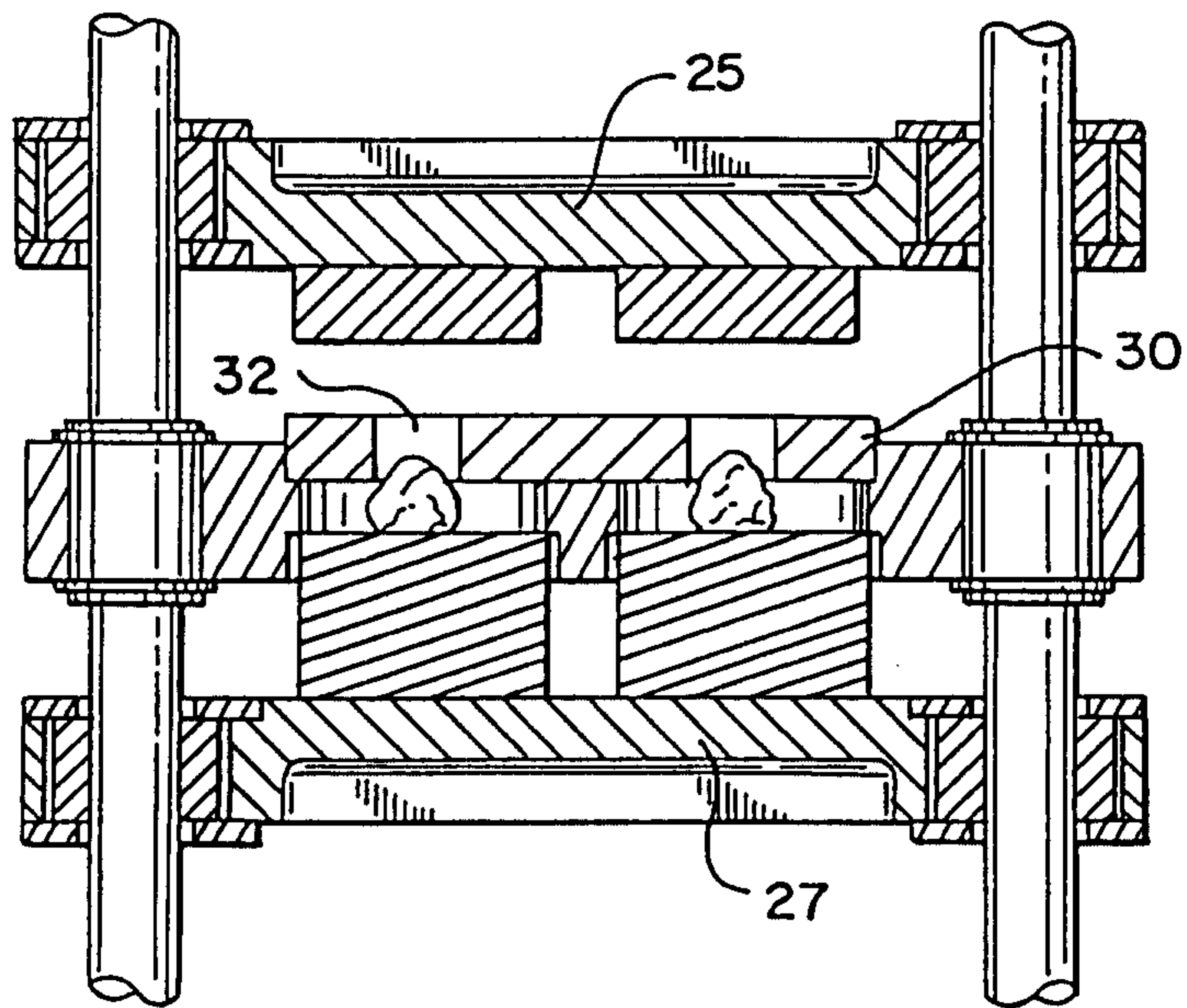


FIG. 3

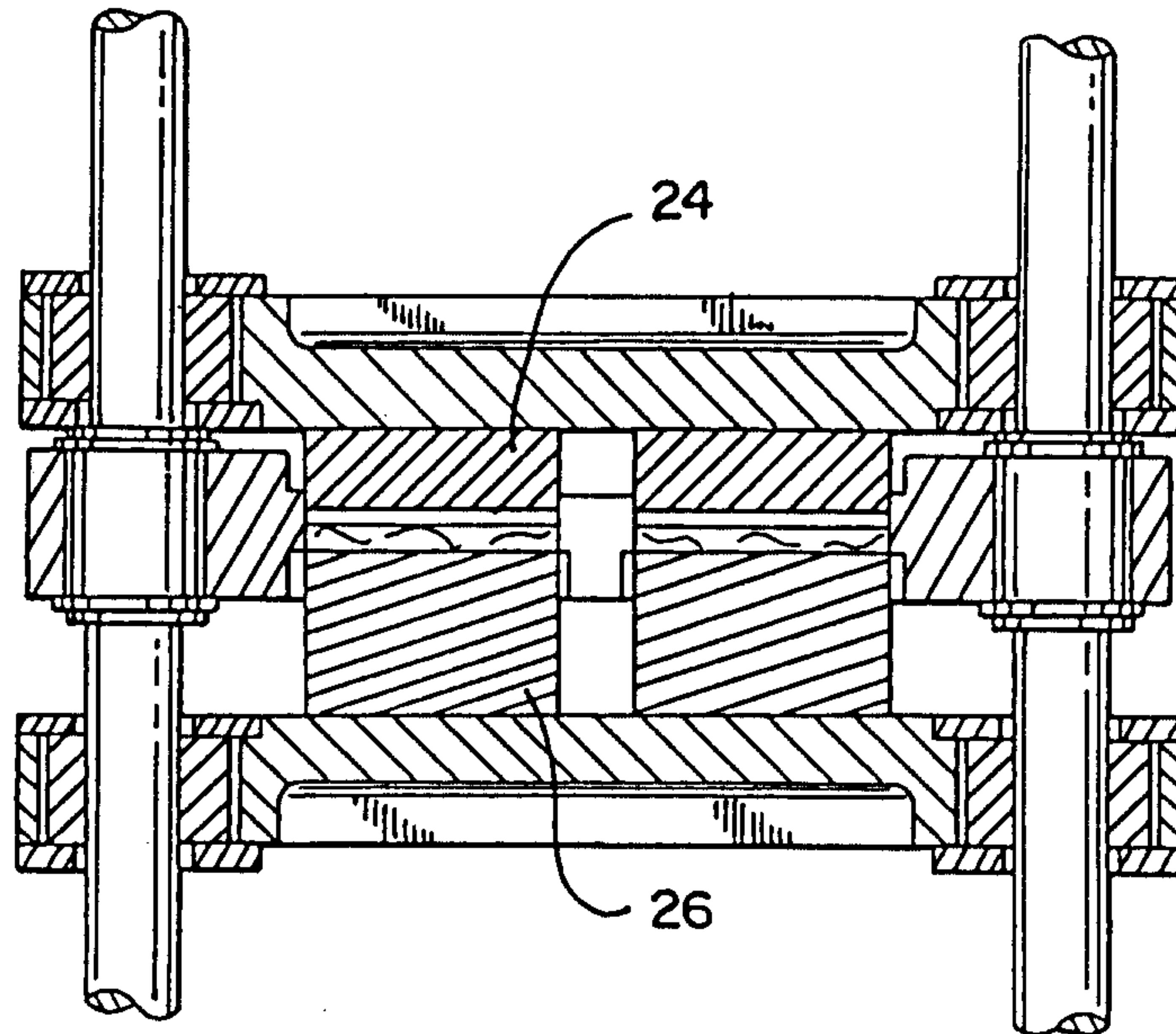


FIG. 4

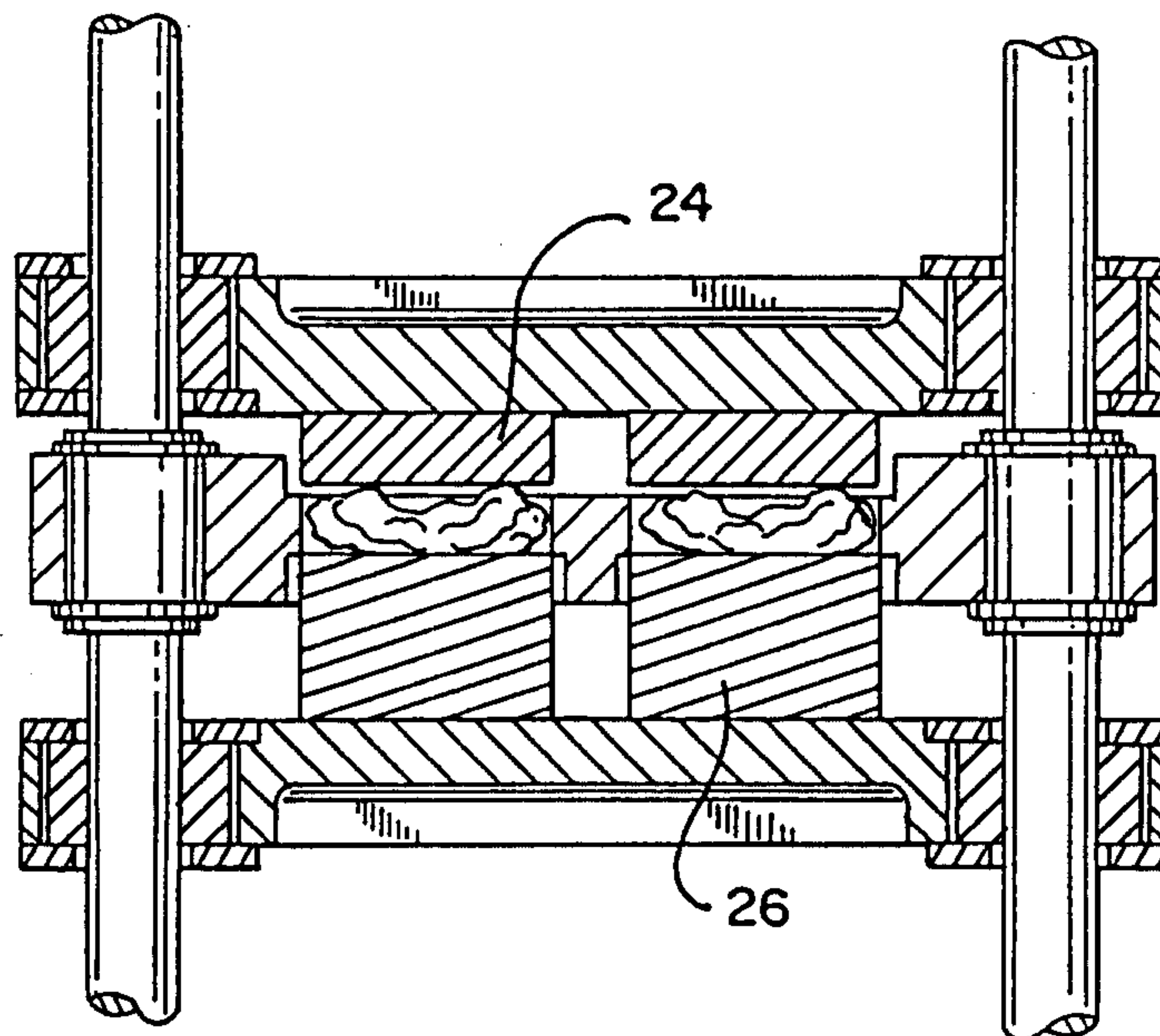


FIG. 5

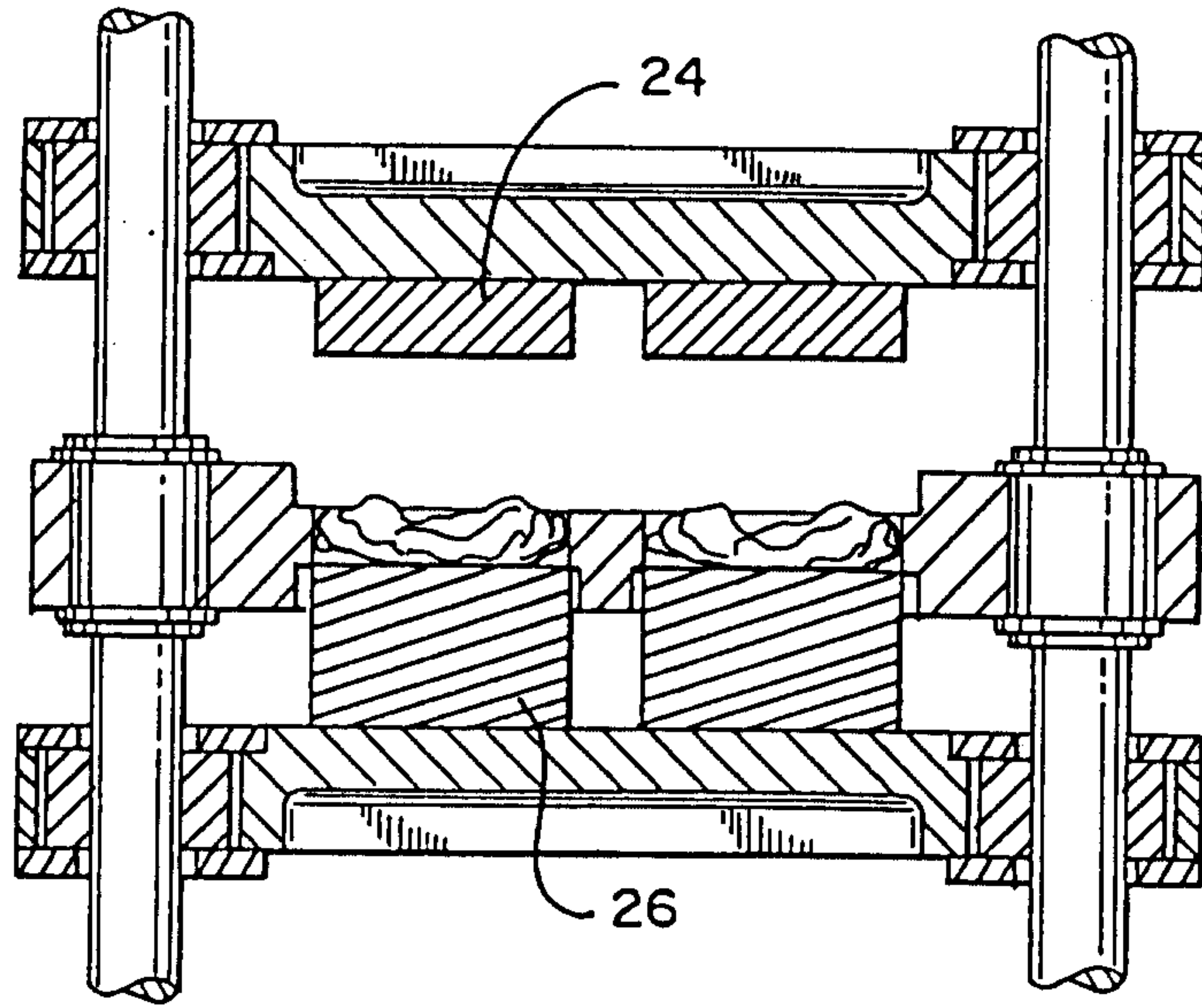


FIG. 6

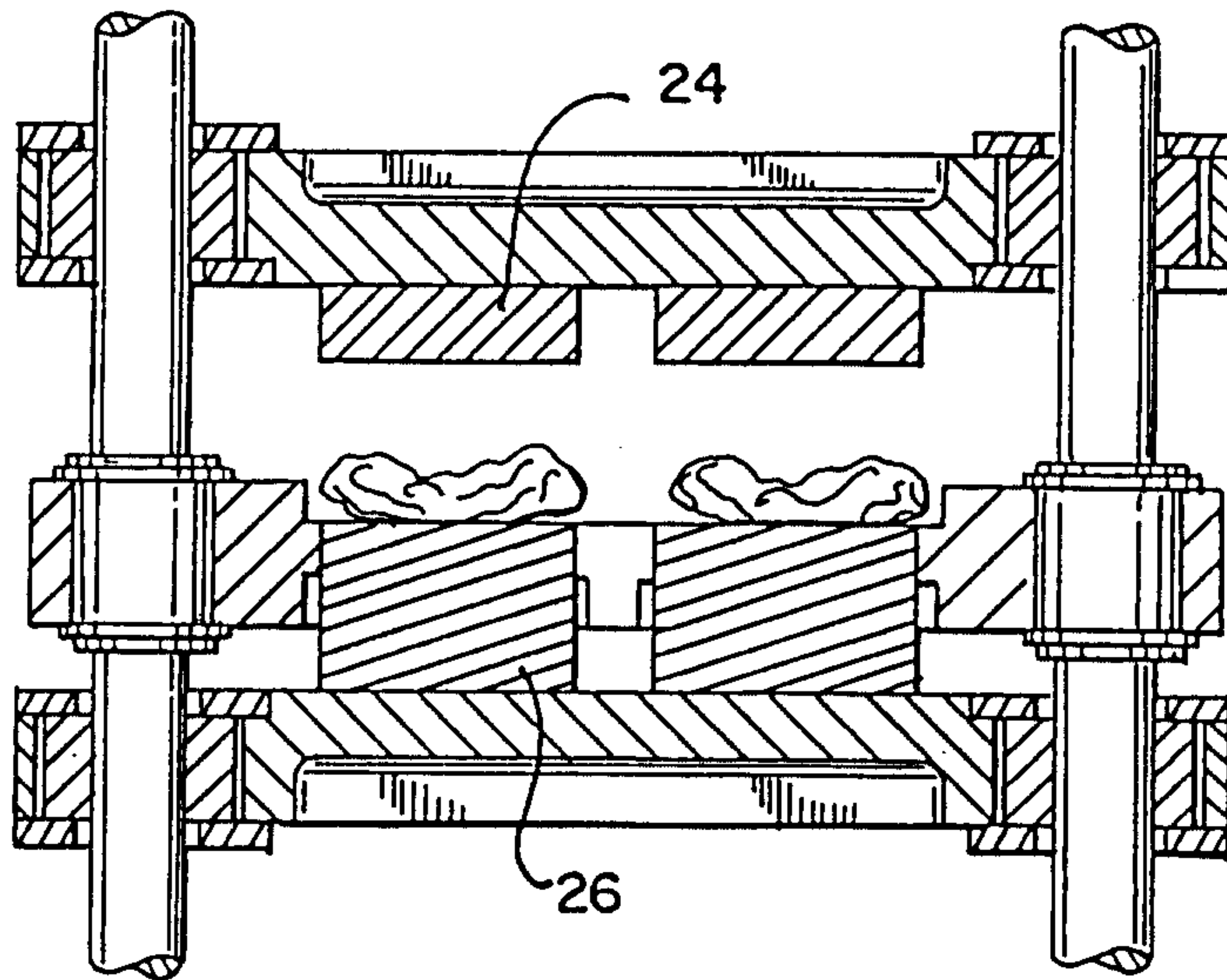


FIG. 7

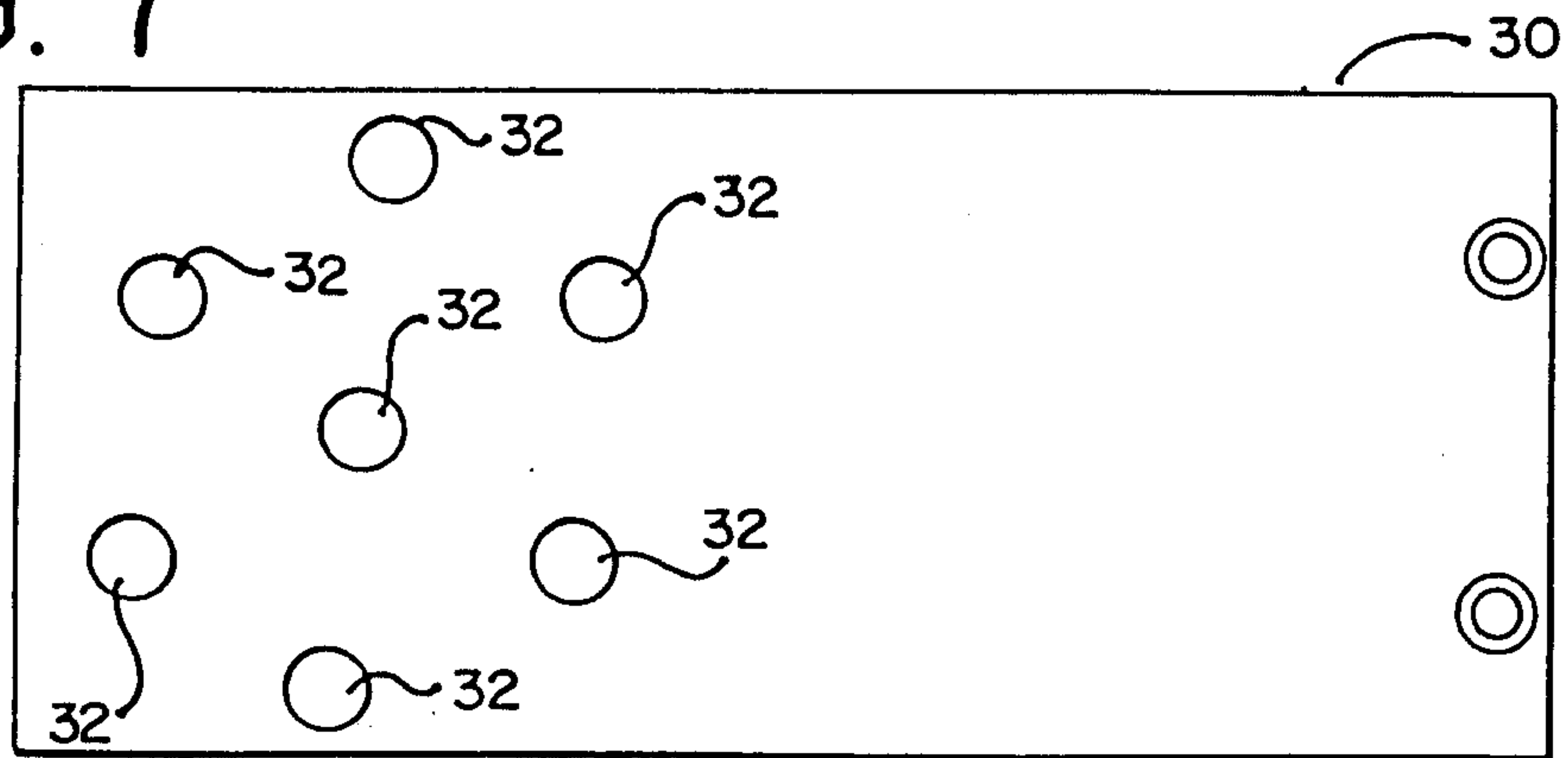


FIG. 8

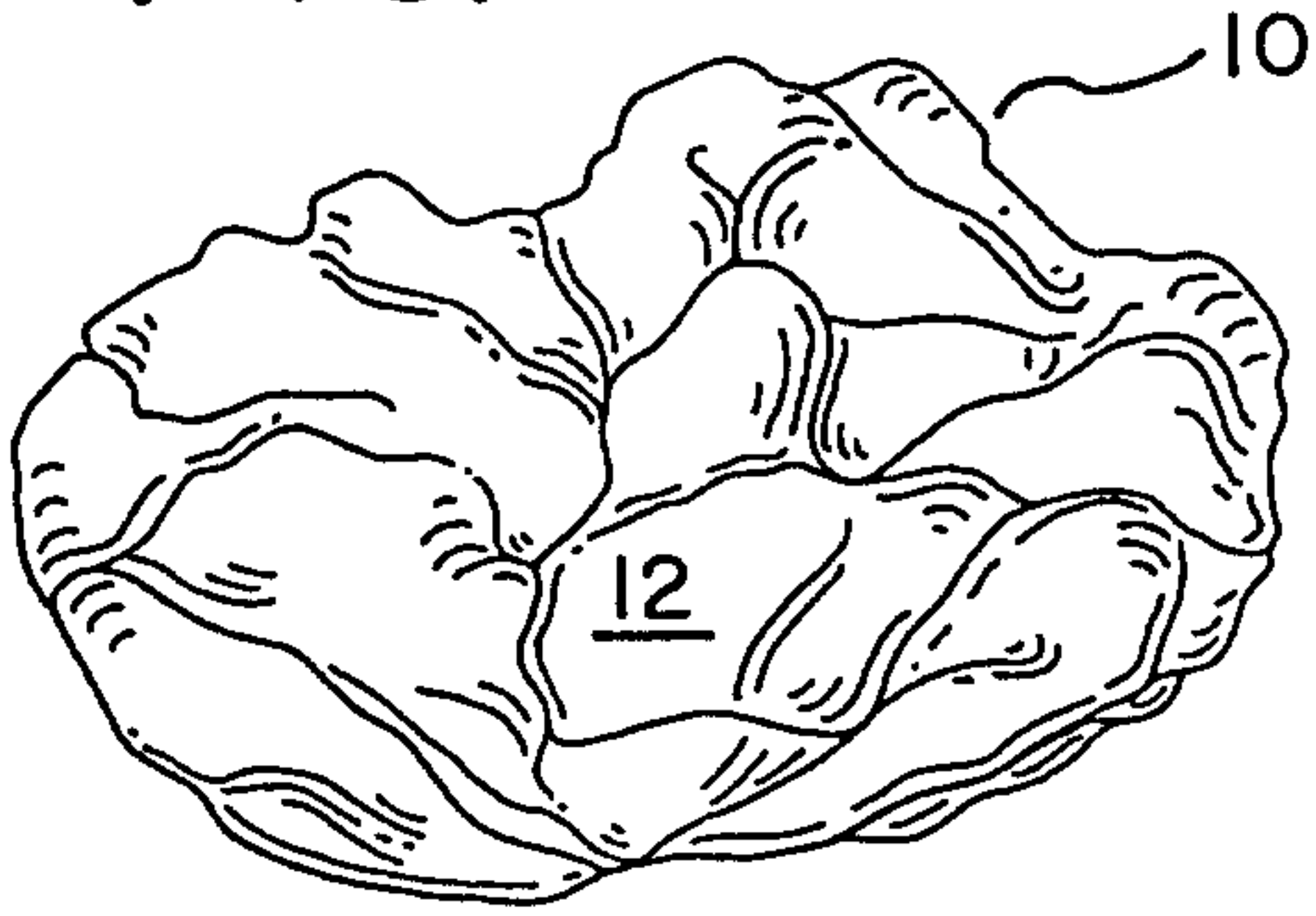


FIG. 9

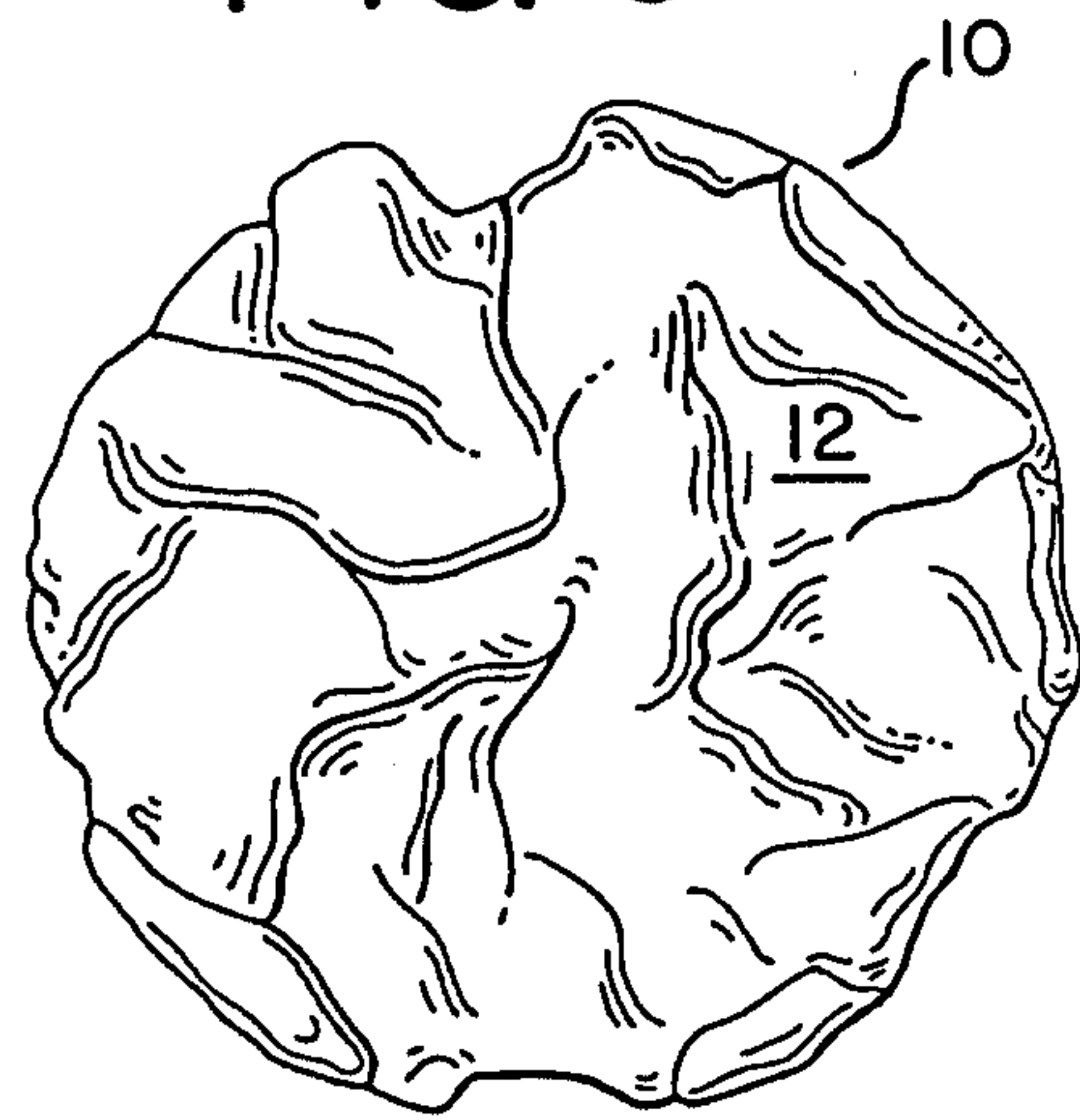


FIG. 10

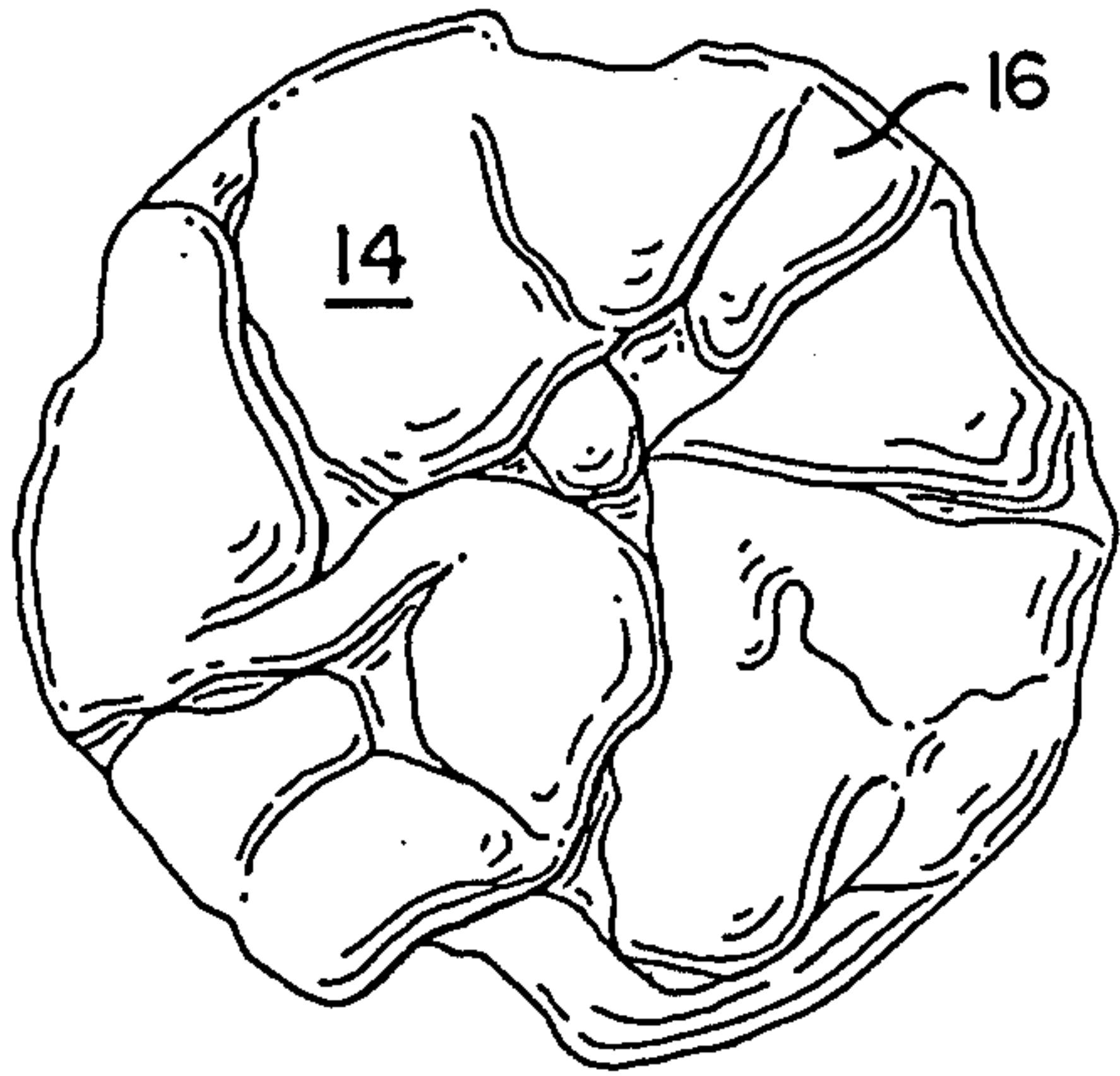


FIG. 11



FIG. 12

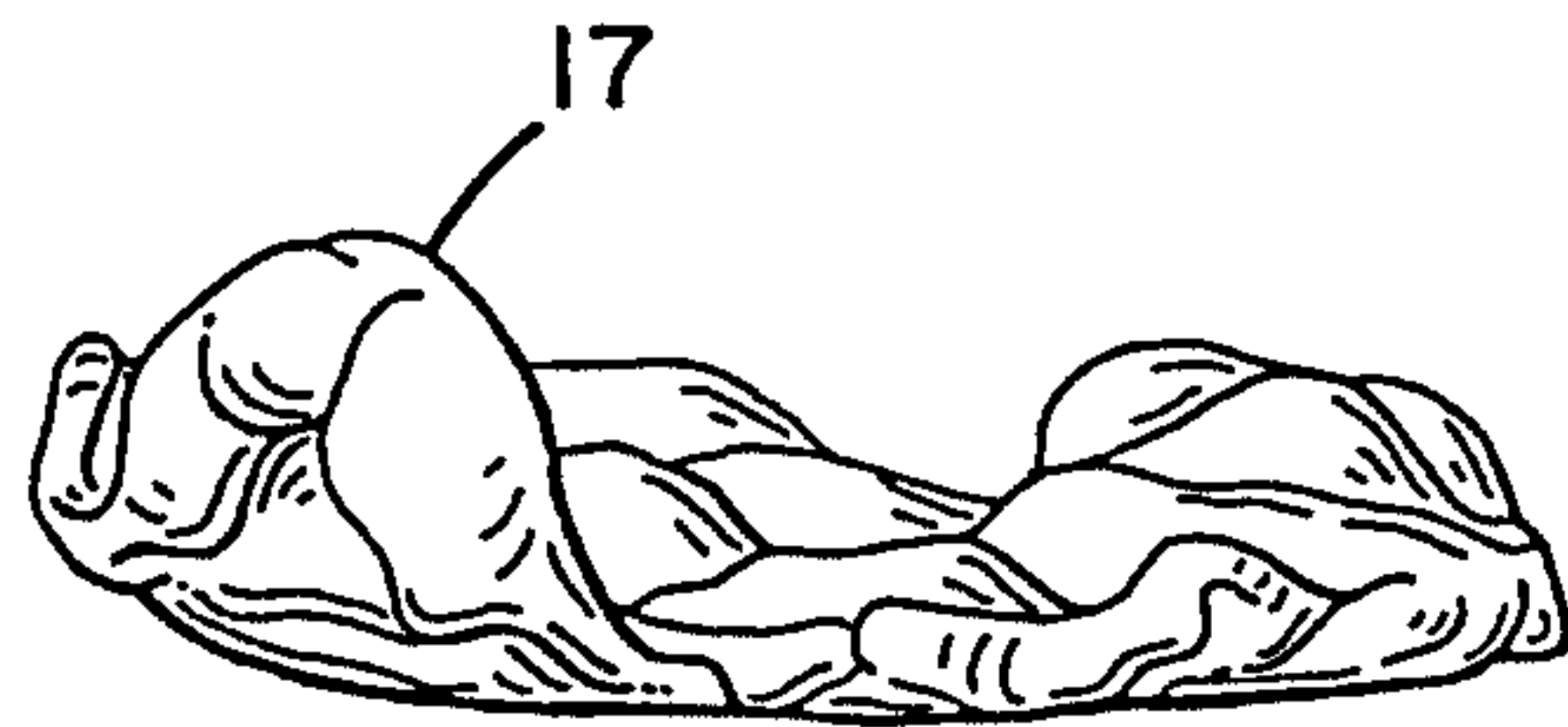


FIG. 13



FIG. 14



FIG. 15



FIG. 16




FIG. 17




FIG. 18

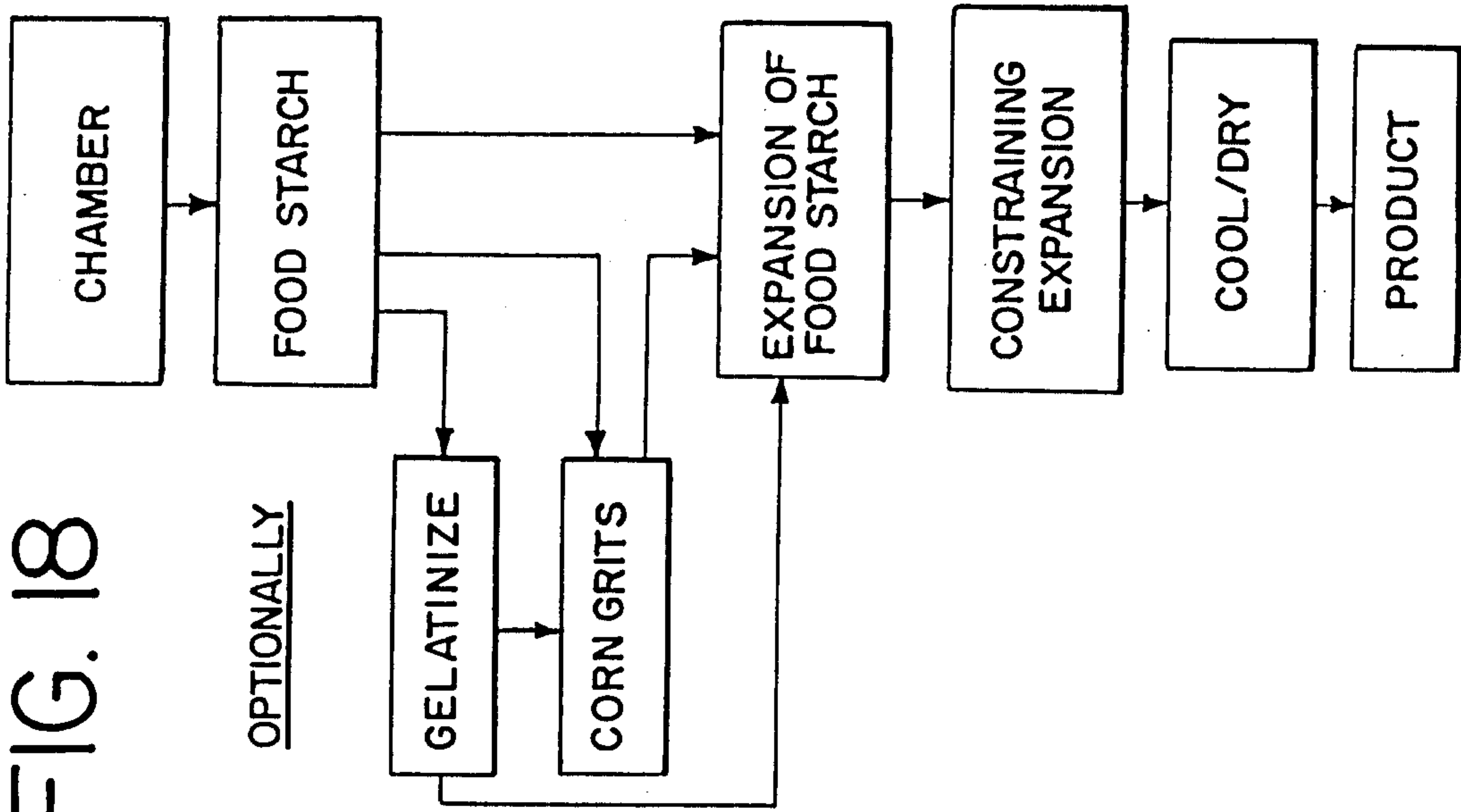


FIG. 19

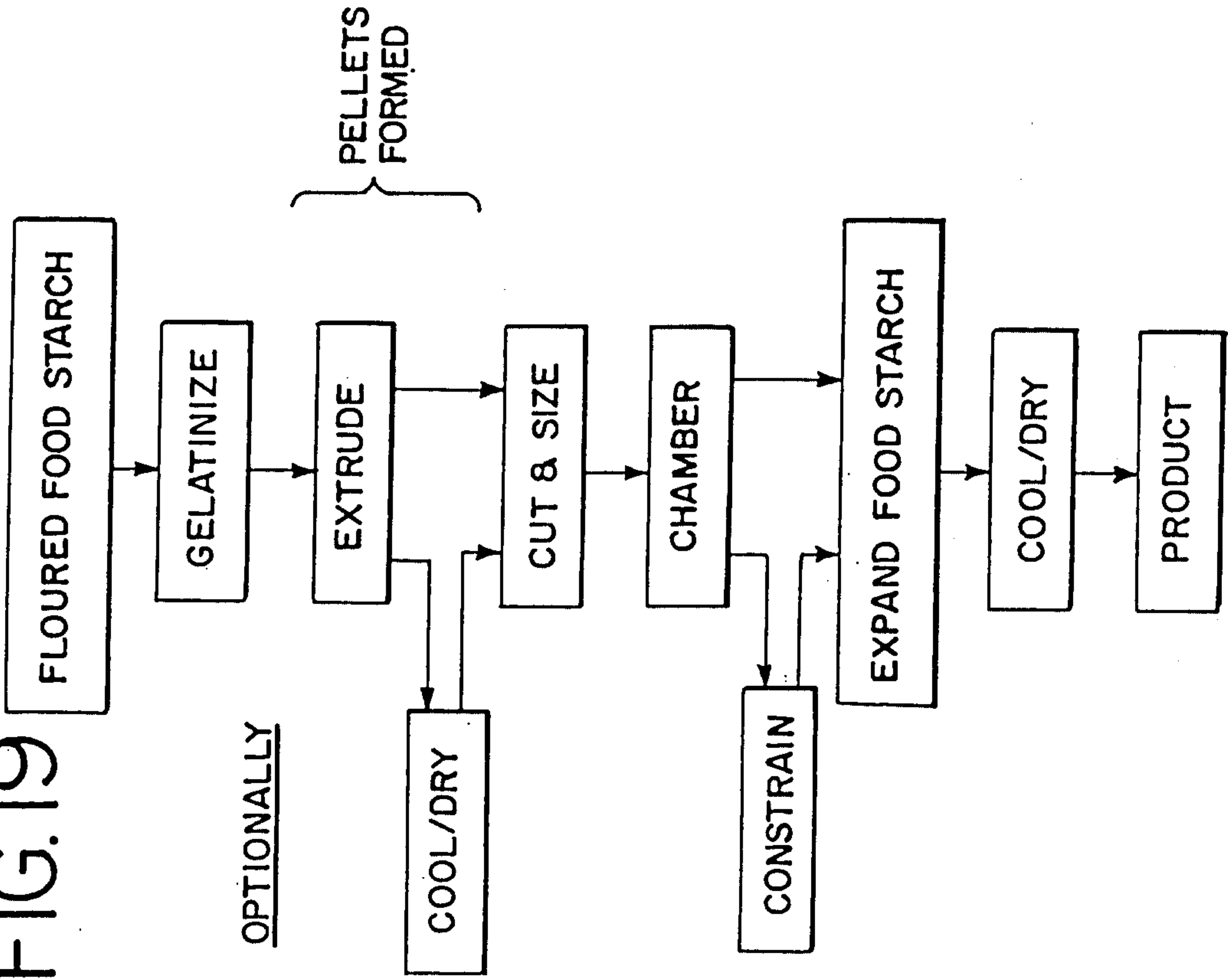


FIG. 20

