

**(12) STANDARD PATENT**  
**(19) AUSTRALIAN PATENT OFFICE**

(11) Application No. **AU 2004276327 B2**

(54) Title  
**Thrombin receptor antagonists**

(51) International Patent Classification(s)  
**C07D 405/06** (2006.01)      **A61P 35/00** (2006.01)  
**A61K 31/21** (2006.01)      **A61P 37/00** (2006.01)  
**A61P 7/00** (2006.01)      **C07D 405/14** (2006.01)  
**A61P 9/00** (2006.01)      **C07D 413/14** (2006.01)  
**A61P 11/00** (2006.01)      **C07D 417/14** (2006.01)  
**A61P 29/00** (2006.01)      **C07D 521/00** (2006.01)

(21) Application No: **2004276327**      (22) Date of Filing: **2004.09.23**

(87) WIPO No: **WO05/030712**

(30) Priority Data

(31) Number      (32) Date      (33) Country  
**10/671,216**      **2003.09.25**      **US**

(43) Publication Date: **2005.04.07**

(44) Accepted Journal Date: **2010.10.07**

(71) Applicant(s)  
**Schering Corporation**

(72) Inventor(s)  
**Xia, Yan;Chackalamannil, Samuel;Chelliah, Mariappan V.**

(74) Agent / Attorney  
**Griffith Hack, Level 29, Northpoint 100 Miller Street, North Sydney, NSW, 2060**

(56) Related Art  
**WO2001/096330**

(19) World Intellectual Property  
Organization  
International Bureau



(43) International Publication Date  
7 April 2005 (07.04.2005)

PCT

(10) International Publication Number  
**WO 2005/030712 A2**

(51) International Patent Classification<sup>7</sup>: **C07D** TN, TR, TT, TZ, UA, UG, US, UZ, VC, VN, YU, ZA, ZM, ZW.

(21) International Application Number:  
PCT/US2004/031495

(22) International Filing Date:  
23 September 2004 (23.09.2004)

(25) Filing Language: English

(26) Publication Language: English

(30) Priority Data:  
10/671,216 25 September 2003 (25.09.2003) US

(71) Applicant (for all designated States except US): **SCHERING CORPORATION** [US/US]; 2000 Galloping Hill Road, Kenilworth, NJ 07033 (US).

(72) Inventors; and

(75) Inventors/Applicants (for US only): **CHACKALAMANNIL, Samuel** [US/US]; 17 Windy Heights Road, Califon, NJ 07830 (US). **CHELLIAH, Mariappan, V.** [IN/US]; 56 Portland Street, Edison, NJ 08820 (US). **XIA, Yan** [US/US]; 66 Tower Road, Edison, NJ 08820 (US).

(74) Agent: **REINHARDT, Gerard, E.?**; Schering-Plough Corporation, 2000 Galloping Hill Road, Mailstop K-6-1 1990, Kenilworth, NJ 07033 (US).

(81) Designated States (unless otherwise indicated, for every kind of national protection available): AE, AG, AL, AM, AT, AU, AZ, BA, BB, BG, BR, BW, BY, BZ, CA, CH, CN, CO, CR, CU, CZ, DE, DK, DM, DZ, EC, EE, EG, ES, FI, GB, GD, GE, GH, GM, HR, HU, ID, IL, IN, IS, JP, KE, KG, KP, KR, KZ, LC, LK, LR, LS, LT, LU, LV, MA, MD, MG, MK, MN, MW, MX, MZ, NA, NI, NO, NZ, OM, PG, PH, PL, PT, RO, RU, SC, SD, SE, SG, SK, SL, SY, TJ, TM,

(84) Designated States (unless otherwise indicated, for every kind of regional protection available): ARIPO (BW, GH, GM, KE, LS, MW, MZ, NA, SD, SL, SZ, TZ, UG, ZM, ZW), Eurasian (AM, AZ, BY, KG, KZ, MD, RU, TJ, TM), European (AT, BE, BG, CH, CY, CZ, DE, DK, EE, ES, FI, FR, GB, GR, HU, IE, IT, LU, MC, NL, PL, PT, RO, SE, SI, SK, TR), OAPI (BF, BJ, CF, CG, CI, CM, GA, GN, GQ, GW, ML, MR, NE, SN, TD, TG).

**Declarations under Rule 4.17:**

- as to applicant's entitlement to apply for and be granted a patent (Rule 4.17(ii)) for the following designations AE, AG, AL, AM, AT, AU, AZ, BA, BB, BG, BR, BW, BY, BZ, CA, CH, CN, CO, CR, CU, CZ, DE, DK, DM, DZ, EC, EE, EG, ES, FI, GB, GD, GE, GH, GM, HR, HU, ID, IL, IN, IS, JP, KE, KG, KP, KR, KZ, LC, LK, LR, LS, LT, LU, LV, MA, MD, MG, MK, MN, MW, MX, MZ, NA, NI, NO, NZ, OM, PG, PH, PL, PT, RO, RU, SC, SD, SE, SG, SK, SL, SY, TJ, TM, TN, TR, TT, TZ, UA, UG, UZ, VC, VN, YU, ZA, ZM, ZW, ARIPO patent (BW, GH, GM, KE, LS, MW, MZ, NA, SD, SL, SZ, TZ, UG, ZM, ZW), Eurasian patent (AM, AZ, BY, KG, KZ, MD, RU, TJ, TM), European patent (AT, BE, BG, CH, CY, CZ, DE, DK, EE, ES, FI, FR, GB, GR, HU, IE, IT, LU, MC, NL, PL, PT, RO, SE, SI, SK, TR), OAPI patent (BF, BJ, CF, CG, CI, CM, GA, GN, GQ, GW, ML, MR, NE, SN, TD, TG)
- as to the applicant's entitlement to claim the priority of the earlier application (Rule 4.17(iii)) for all designations

**Published:**

- without international search report and to be republished upon receipt of that report

For two-letter codes and other abbreviations, refer to the "Guidance Notes on Codes and Abbreviations" appearing at the beginning of each regular issue of the PCT Gazette.



WO 2005/030712 A2

(54) Title: THROMBIN RECEPTOR ANATGONISTS

(57) Abstract: A series of compounds represented by the structural formulas and pharmaceutically acceptable isomers, salts, solvates and polymorphs thereof are disclosed. Also disclosed are pharmaceutical compositions containing said compounds and their use as thrombin receptor antagonists and binders to cannabinoid receptors.

## THROMBIN RECEPTOR ANTAGONISTS

### BACKGROUND OF THE INVENTION

The present invention relates to nor-seco himbacine derivatives useful as  
5 thrombin receptor antagonists in the treatment of diseases associated with  
thrombosis, atherosclerosis, restenosis, hypertension, angina pectoris, arrhythmia,  
heart failure, cerebral ischemia, stroke, neurodegenerative diseases and cancer.  
Thrombin receptor antagonists are also known as protease activated receptor (PAR)  
antagonists. The compounds of the invention also bind to cannabinoid (CB<sub>2</sub>)  
10 receptors and are useful in the treatment of rheumatoid arthritis, systemic lupus  
erythematosus, multiple sclerosis, diabetes, osteoporosis, renal ischemia, cerebral  
stroke, cerebral ischemia, nephritis, inflammatory disorders of the lungs and  
gastrointestinal tract, and respiratory tract disorders such as reversible airway  
obstruction, chronic asthma and bronchitis. The invention also relates to  
15 pharmaceutical compositions containing said compounds.

Thrombin is known to have a variety of activities in different cell types and  
thrombin receptors are known to be present in such cell types as human platelets,  
vascular smooth muscle cells, endothelial cells and fibroblasts. It is therefore  
expected that thrombin receptor antagonists will be useful in the treatment of  
20 thrombotic, inflammatory, atherosclerotic and fibroproliferative disorders, as well as  
other disorders in which thrombin and its receptor play a pathological role.

Thrombin receptor antagonist peptides have been identified based on  
structure-activity studies involving substitutions of amino acids on thrombin receptors.  
In Bernatowicz *et al.*, J. Med. Chem., **39** (1996), p. 4879-4887, tetra- and  
25 pentapeptides are disclosed as being potent thrombin receptor antagonists, for  
example N-trans-cinnamoyl-p-fluoroPhe-p-guanidinoPhe-Leu-Arg-NH<sub>2</sub> and N-trans-  
cinnamoyl-p-fluoroPhe-p-guanidinoPhe-Leu-Arg-Arg-NH<sub>2</sub>. Peptide thrombin receptor  
antagonists are also disclosed in WO 94/03479, published February 17, 1994.

Cannabinoid receptors belong to the superfamily of G-protein coupled  
30 receptors. They are classified into the predominantly neuronal CB<sub>1</sub> receptors and the  
predominantly peripheral CB<sub>2</sub> receptors. These receptors exert their biological  
actions by modulating adenylate cyclase and Ca<sup>+2</sup> and K<sup>+</sup> currents. While the effects  
of CB<sub>1</sub> receptors are principally associated with the central nervous system, CB<sub>2</sub>  
receptors are believed to have peripheral effects related to bronchial constriction,  
35 immunomodulation and inflammation. As such, a selective CB<sub>2</sub> receptor binding

agent is expected to have therapeutic utility in the control of diseases associated with rheumatoid arthritis, systemic lupus erythematosus, multiple sclerosis, diabetes, osteoporosis, renal ischemia, cerebral stroke, cerebral ischemia, nephritis, inflammatory disorders of the lungs and gastrointestinal tract, and respiratory tract disorders such as reversible airway obstruction, chronic asthma and bronchitis (R.G. Pertwee, Curr. Med. Chem. 6(8), (1999), 635).

Himbacine, a piperidine alkaloid of the formula

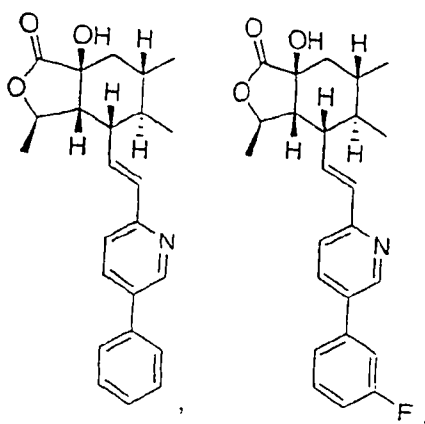


has been identified as a muscarinic receptor antagonist. The total synthesis of (+)-himbacine is disclosed in Chackalamannil *et al.*, J. Am. Chem. Soc., 118 (1996), p. 9812-9813.

Tricyclic himbacine-related compounds have been disclosed as thrombin receptor antagonists in US 6,063,847.

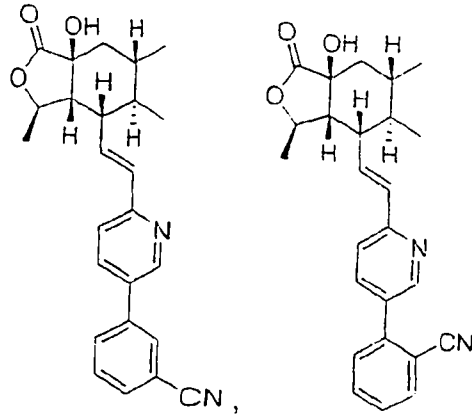
20 SUMMARY OF THE INVENTION

In a first aspect, the present invention provides a compound represented by any of the following structural formulas



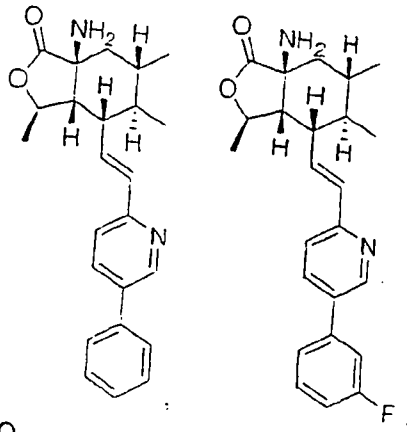
- 2a -

5



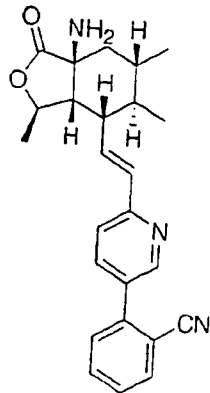
10

15



20

25



or a pharmaceutically acceptable isomer, salt, solvate or polymorph thereof.

30

In a second aspect, the present invention provides a pharmaceutical composition comprising an effective amount of at least one compound of the first aspect and at least one pharmaceutically acceptable carrier.

35

In a third aspect, the present invention provides a method of inhibiting thrombin receptors comprising administering to a mammal in need of such treatment an effective amount of at least one compound of the first aspect.

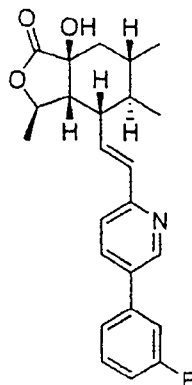
In a fourth aspect, the present invention provides a method of inhibiting cannabinoid receptors comprising administering to a mammal in need of such

treatment an effective amount of at least one compound of the first aspect.

In a fifth aspect, the present invention provides a method of treating thrombosis, platelet aggregation, coagulation, cancer, inflammatory diseases or respiratory diseases comprising administering to a mammal in need of such treatment an effective amount of at least one compound of the first aspect.

In a sixth aspect, the present invention provides a method of treating atherosclerosis, restenosis, hypertension, angina pectoris, arrhythmia, heart failure, myocardial infarction, glomerulonephritis, thrombotic stroke, thromboembolytic stroke, peripheral vascular diseases, cerebral ischemia, rheumatoid arthritis, systemic lupus erythematosus, multiple sclerosis, diabetes, osteoporosis, renal ischemia, cerebral stroke, cerebral ischemia, nephritis, inflammatory disorders of the lungs and gastrointestinal tract, reversible airway obstruction, chronic asthma or bronchitis comprising administering to a mammal in need of such treatment an effective amount of at least one compound of the first aspect.

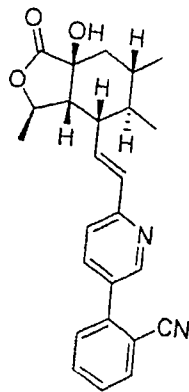
In a seventh aspect, the present invention provides a pharmaceutical composition comprising an effective amount of a compound represented by the following structural formula



in combination with one or more additional cardiovascular agents selected from the group consisting of aspirin and clopidogrel bisulfate.

In an eighth aspect, the present invention provides a pharmaceutical composition comprising an effective amount of a compound represented by the following structural formula

- 2c -



5

10 in combination with one or more additional cardiovascular agents selected from the group consisting of aspirin and clopidogrel bisulfate.

In a ninth aspect, the present invention provides the use of a compound of the first aspect for the preparation of a medicament for inhibiting thrombin receptors.

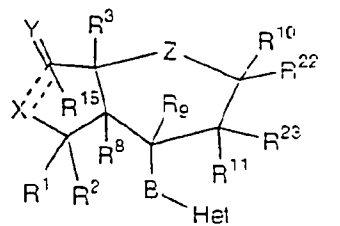
15 In a tenth aspect, the present invention provides the use of a compound of the first aspect for the preparation of a medicament for inhibiting cannabinoid receptors.

In an eleventh aspect, the present invention provides the use of a compound of the first aspect for the preparation of a medicament for treating thrombosis, platelet aggregation, coagulation, cancer, inflammatory diseases or respiratory diseases.

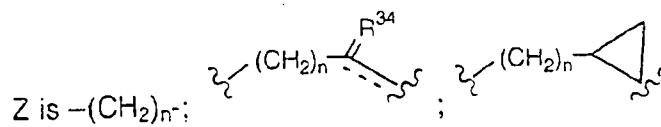
20 In a twelfth aspect, the present invention provides the use of a compound of the first aspect for the preparation of a medicament for treating atherosclerosis, restenosis, hypertension, angina pectoris, arrhythmia, heart failure, myocardial infarction, glomerulonephritis, thrombotic stroke, thromboembolytic stroke, peripheral vascular diseases, cerebral ischemia, rheumatoid arthritis, systemic lupus erythematosus, multiple sclerosis, diabetes, osteoporosis, renal ischemia, cerebral stroke, nephritis,  
 25 inflammatory disorders of the lungs and gastrointestinal tract, reversible airway obstruction, chronic asthma or bronchitis.

The compounds of the present invention fall within the scope of the thrombin receptor antagonists represented by the formula I

30

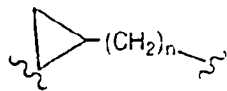


or a pharmaceutically acceptable isomer, salt, solvate or polymorph thereof, wherein:



5

, when  $R^{10}$  is absent; or



, when  $R^3$  is absent;

10

the single dotted line represents an optional double bond;

the double dotted line represents an optional single bond;

n is 0-2;

15

$R^1$  and  $R^2$  are independently selected from the group consisting of H,  $C_1$ - $C_6$  alkyl, fluoro( $C_1$ - $C_6$ )alkyl, difluoro( $C_1$ - $C_6$ )alkyl, trifluoro-( $C_1$ - $C_6$ )alkyl,  $C_3$ - $C_7$  cycloalkyl,  $C_2$ - $C_6$  alkenyl, aryl( $C_1$ - $C_6$ )alkyl, aryl( $C_2$ - $C_6$ )alkenyl, heteroaryl( $C_1$ - $C_6$ )alkyl,

heteroaryl(C<sub>2</sub>-C<sub>6</sub>)alkenyl, hydroxy-(C<sub>1</sub>-C<sub>6</sub>)alkyl, (C<sub>1</sub>-C<sub>6</sub>)alkoxy(C<sub>1</sub>-C<sub>6</sub>)alkyl, amino-(C<sub>1</sub>-C<sub>6</sub>)alkyl, aryl and thio(C<sub>1</sub>-C<sub>6</sub>)alkyl; or R<sup>1</sup> and R<sup>2</sup> together form a =O group;

R<sup>3</sup> is H, hydroxy, C<sub>1</sub>-C<sub>6</sub> alkoxy, -NR<sup>18</sup>R<sup>19</sup>, -SOR<sup>16</sup>, -SO<sub>2</sub>R<sup>17</sup>, -C(O)OR<sup>17</sup>, -C(O)NR<sup>18</sup>R<sup>19</sup>, C<sub>1</sub>-C<sub>6</sub> alkyl, halogen, fluoro(C<sub>1</sub>-C<sub>6</sub>)alkyl, difluoro(C<sub>1</sub>-C<sub>6</sub>)alkyl, trifluoro(C<sub>1</sub>-C<sub>6</sub>)alkyl, C<sub>3</sub>-C<sub>7</sub> cycloalkyl, C<sub>2</sub>-C<sub>6</sub> alkenyl, aryl(C<sub>1</sub>-C<sub>6</sub>)alkyl, aryl(C<sub>2</sub>-C<sub>6</sub>)alkenyl, heteroaryl(C<sub>1</sub>-C<sub>6</sub>)alkyl, heteroaryl(C<sub>2</sub>-C<sub>6</sub>)alkenyl, hydroxy(C<sub>1</sub>-C<sub>6</sub>)alkyl, amino(C<sub>1</sub>-C<sub>6</sub>)alkyl, aryl, thio(C<sub>1</sub>-C<sub>6</sub>)alkyl, (C<sub>1</sub>-C<sub>6</sub>)alkoxy(C<sub>1</sub>-C<sub>6</sub>)alkyl or (C<sub>1</sub>-C<sub>6</sub>)alkylamino(C<sub>1</sub>-C<sub>6</sub>)alkyl;

R<sup>34</sup> is (H, R<sup>3</sup>), (H, R<sup>43</sup>), =O or =NOR<sup>17</sup> when the optional double bond is absent; R<sup>34</sup> is R<sup>44</sup> when the double bond is present;

Het is a mono-, bi- or tricyclic heteroaromatic group of 5 to 14 atoms comprised of 1 to 13 carbon atoms and 1 to 4 heteroatoms independently selected from the group consisting of N, O and S, wherein a ring nitrogen can form an N-oxide or a quaternary group with a C<sub>1</sub>-C<sub>4</sub> alkyl group, wherein Het is attached to B by a carbon atom ring member, and wherein the Het group is substituted by 1 to 4 substituents, W, independently selected from the group consisting of H; C<sub>1</sub>-C<sub>6</sub> alkyl; fluoro(C<sub>1</sub>-C<sub>6</sub>)alkyl; difluoro(C<sub>1</sub>-C<sub>6</sub>)alkyl; trifluoro-(C<sub>1</sub>-C<sub>6</sub>)-alkyl; C<sub>3</sub>-C<sub>7</sub> cycloalkyl; heterocycloalkyl; heterocycloalkyl substituted by C<sub>1</sub>-C<sub>6</sub> alkyl, C<sub>2</sub>-C<sub>6</sub> alkenyl, OH-(C<sub>1</sub>-C<sub>6</sub>)alkyl, or =O; C<sub>2</sub>-C<sub>6</sub> alkenyl; R<sup>21</sup>-aryl(C<sub>1</sub>-C<sub>6</sub>)alkyl; R<sup>21</sup>-aryl-(C<sub>2</sub>-C<sub>6</sub>)-alkenyl; R<sup>21</sup>-aryloxy; R<sup>21</sup>-aryl-NH-; heteroaryl(C<sub>1</sub>-C<sub>6</sub>)alkyl; heteroaryl(C<sub>2</sub>-C<sub>6</sub>)-alkenyl; heteroaryloxy; heteroaryl-NH-; hydroxy(C<sub>1</sub>-C<sub>6</sub>)alkyl; dihydroxy(C<sub>1</sub>-C<sub>6</sub>)alkyl; amino(C<sub>1</sub>-C<sub>6</sub>)alkyl; (C<sub>1</sub>-C<sub>6</sub>)alkylamino-(C<sub>1</sub>-C<sub>6</sub>)alkyl; di-((C<sub>1</sub>-C<sub>6</sub>)alkyl)-amino(C<sub>1</sub>-C<sub>6</sub>)alkyl; thio(C<sub>1</sub>-C<sub>6</sub>)alkyl; C<sub>1</sub>-C<sub>6</sub> alkoxy; C<sub>2</sub>-C<sub>6</sub> alkenyloxy; halogen; -NR<sup>4</sup>R<sup>5</sup>; -CN; -OH; -COOR<sup>17</sup>; -COR<sup>16</sup>; -OSO<sub>2</sub>CF<sub>3</sub>; -CH<sub>2</sub>OCH<sub>2</sub>CF<sub>3</sub>; (C<sub>1</sub>-C<sub>6</sub>)alkylthio; -C(O)NR<sup>4</sup>R<sup>5</sup>; -OCHR<sup>6</sup>-phenyl; phenoxy-(C<sub>1</sub>-C<sub>6</sub>)alkyl; -NHCOR<sup>16</sup>; -NHSO<sub>2</sub>R<sup>16</sup>; biphenyl; -OC(R<sup>6</sup>)<sub>2</sub>COOR<sup>7</sup>; -OC(R<sup>6</sup>)<sub>2</sub>C(O)NR<sup>4</sup>R<sup>5</sup>; (C<sub>1</sub>-C<sub>6</sub>)alkoxy; -C(=NOR<sup>17</sup>)R<sup>18</sup>; C<sub>1</sub>-C<sub>6</sub> alkoxy substituted by (C<sub>1</sub>-C<sub>6</sub>)alkyl, amino, -OH, COOR<sup>17</sup>, -NHCOOR<sup>17</sup>, -CONR<sup>4</sup>R<sup>5</sup>, aryl, aryl substituted by 1 to 3 substituents independently selected from the group consisting of halogen, -CF<sub>3</sub>, C<sub>1</sub>-C<sub>6</sub> alkyl, C<sub>1</sub>-C<sub>6</sub> alkoxy and -COOR<sup>17</sup>, aryl wherein adjacent carbons form a ring with a methylenedioxy group, -C(O)NR<sup>4</sup>R<sup>5</sup> or heteroaryl;

R<sup>21</sup>-aryl; aryl wherein adjacent carbons form a ring with a methylenedioxy group; R<sup>41</sup>-heteroaryl; and heteroaryl wherein adjacent carbon atoms form a ring with a C<sub>3</sub>-C<sub>5</sub> alkylene group or a methylenedioxy group;

R<sup>4</sup> and R<sup>5</sup> are independently selected from the group consisting of H, C<sub>1</sub>-C<sub>6</sub> alkyl, phenyl, benzyl and C<sub>3</sub>-C<sub>7</sub> cycloalkyl, or R<sup>4</sup> and R<sup>5</sup> together are -(CH<sub>2</sub>)<sub>4</sub>-, -(CH<sub>2</sub>)<sub>5</sub>- or -(CH<sub>2</sub>)<sub>2</sub>NR<sup>7</sup>-(CH<sub>2</sub>)<sub>2</sub>- and form a ring with the nitrogen to which they are attached;

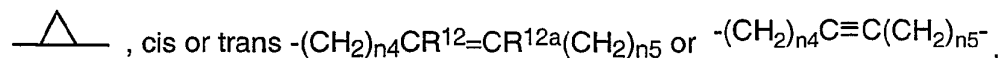
R<sup>6</sup> is independently selected from the group consisting of H, C<sub>1</sub>-C<sub>6</sub> alkyl, phenyl, (C<sub>3</sub>-C<sub>7</sub>)cycloalkyl, (C<sub>3</sub>-C<sub>7</sub>)cycloalkyl(C<sub>1</sub>-C<sub>6</sub>)alkyl, (C<sub>1</sub>-C<sub>6</sub>)alkoxy(C<sub>1</sub>-C<sub>6</sub>)alkyl, hydroxy(C<sub>1</sub>-C<sub>6</sub>)alkyl and amino(C<sub>1</sub>-C<sub>6</sub>)alkyl;

R<sup>7</sup> is H or (C<sub>1</sub>-C<sub>6</sub>)alkyl;

5 R<sup>8</sup>, R<sup>10</sup> and R<sup>11</sup> are independently selected from the group consisting of R<sup>1</sup> and -OR<sup>1</sup>, provided that when the optional double bond is present, R<sup>10</sup> is absent;

R<sup>9</sup> is H, OH, C<sub>1</sub>-C<sub>6</sub> alkoxy, halogen or halo(C<sub>1</sub>-C<sub>6</sub>)alkyl;

B is -(CH<sub>2</sub>)<sub>n3</sub>-, -CH<sub>2</sub>-O-, -CH<sub>2</sub>S-, -CH<sub>2</sub>-NR<sup>6</sup>-, -C(O)NR<sup>6</sup>-, -NR<sup>6</sup>C(O)-,

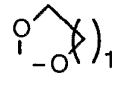


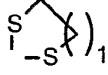
10 wherein n<sub>3</sub> is 0-5, n<sub>4</sub> and n<sub>5</sub> are independently 0-2, and R<sup>12</sup> and R<sup>12a</sup> are independently selected from the group consisting of H, C<sub>1</sub>-C<sub>6</sub> alkyl and halogen;

X is -O- or -NR<sup>6</sup>- when the double dotted line represents a single bond, or X is H, -OH or -NHR<sup>20</sup> when the bond is absent;

15 Y is =O, =S, (H, H), (H, OH) or (H, C<sub>1</sub>-C<sub>6</sub> alkoxy) when the double dotted line represents a single bond, or when the bond is absent, Y is =O, =NOR<sup>17</sup>, (H, H), (H, OH), (H, SH), (H, C<sub>1</sub>-C<sub>6</sub> alkoxy) or (H, -NHR<sup>45</sup>);

R<sup>15</sup> is absent when the double dotted line represents a single bond; R<sup>15</sup> is H,

C<sub>1</sub>-C<sub>6</sub> alkyl, -NR<sup>18</sup>R<sup>19</sup> or -OR<sup>17</sup> when the bond is absent; or Y is <sub>1-2</sub> or

<sub>1-2</sub> and R<sup>15</sup> is H or C<sub>1</sub>-C<sub>6</sub> alkyl;

20 R<sup>16</sup> is C<sub>1</sub>-C<sub>6</sub> lower alkyl, phenyl or benzyl;

R<sup>17</sup>, R<sup>18</sup> and R<sup>19</sup> are independently selected from the group consisting of H, C<sub>1</sub>-C<sub>6</sub> alkyl, phenyl, benzyl;

R<sup>20</sup> is H, C<sub>1</sub>-C<sub>6</sub> alkyl, phenyl, benzyl, -C(O)R<sup>6</sup> or -SO<sub>2</sub>R<sup>6</sup>;

25 R<sup>21</sup> is 1 to 3 substituents independently selected from the group consisting of hydrogen, CN, -CF<sub>3</sub>, -OCF<sub>3</sub>, halogen, -NO<sub>2</sub>, C<sub>1</sub>-C<sub>6</sub> alkyl, C<sub>1</sub>-C<sub>6</sub>alkoxy, (C<sub>1</sub>-C<sub>6</sub>)alkylamino, di-((C<sub>1</sub>-C<sub>6</sub>)alkyl)amino, amino(C<sub>1</sub>-C<sub>6</sub>)alkyl, (C<sub>1</sub>-C<sub>6</sub>)-alkylamino(C<sub>1</sub>-C<sub>6</sub>)alkyl, di-((C<sub>1</sub>-C<sub>6</sub>)alkyl)-amino(C<sub>1</sub>-C<sub>6</sub>)alkyl, hydroxy-(C<sub>1</sub>-C<sub>6</sub>)alkyl, -COOR<sup>17</sup>, -COR<sup>17</sup>, -NHCOR<sup>16</sup>, -NHSO<sub>2</sub>R<sup>16</sup>, -NHSO<sub>2</sub>CH<sub>2</sub>CF<sub>3</sub>, heteroaryl or -C(=NOR<sup>17</sup>)R<sup>18</sup>;

30 R<sup>22</sup> and R<sup>23</sup> are independently selected from the group consisting of hydrogen, R<sup>24</sup>-(C<sub>1</sub>-C<sub>10</sub>)alkyl, R<sup>24</sup>-(C<sub>2</sub>-C<sub>10</sub>)alkenyl, R<sup>24</sup>-(C<sub>2</sub>-C<sub>10</sub>)alkynyl, R<sup>27</sup>-hetero-cycloalkyl, R<sup>25</sup>-aryl, R<sup>25</sup>-aryl(C<sub>1</sub>-C<sub>6</sub>)alkyl, R<sup>29</sup>-(C<sub>3</sub>-C<sub>7</sub>)cycloalkyl, R<sup>29</sup>-(C<sub>3</sub>-C<sub>7</sub>)cycloalkenyl, -OH, -OC(O)R<sup>30</sup>, -C(O)OR<sup>30</sup>, -C(O)R<sup>30</sup>, -C(O)NR<sup>30</sup>R<sup>31</sup>, -NR<sup>30</sup>R<sup>31</sup>, -NR<sup>30</sup>C(O)R<sup>31</sup>, -NR<sup>30</sup>C(O)NR<sup>31</sup>R<sup>32</sup>, -NHSO<sub>2</sub>R<sup>30</sup>, -OC(O)NR<sup>30</sup>R<sup>31</sup>, R<sup>24</sup>-(C<sub>1</sub>-C<sub>10</sub>)alkoxy, R<sup>24</sup>-(C<sub>2</sub>-C<sub>10</sub>)-alkenyloxy, R<sup>24</sup>-(C<sub>2</sub>-C<sub>10</sub>)alkynyloxy, R<sup>27</sup>-heterocycloalkyloxy, R<sup>29</sup>-(C<sub>3</sub>-C<sub>7</sub>)cycloalkyloxy, R<sup>29</sup>-(C<sub>3</sub>-C<sub>7</sub>)cyclo-alkenyloxy, R<sup>29</sup>-(C<sub>3</sub>-C<sub>7</sub>)cycloalkyl-NH-, -NHSO<sub>2</sub>NHR<sup>16</sup> and

35

$-\text{CH}(=\text{NOR}^{17})$ ;

or  $\text{R}^{22}$  and  $\text{R}^{10}$  together with the carbon to which they are attached, or  $\text{R}^{23}$  and  $\text{R}^{11}$  together with the carbon to which they are attached, independently form a  $\text{R}^{42}$ -substituted carbocyclic ring of 3-10 atoms, or a  $\text{R}^{42}$ -substituted heterocyclic ring of 4-10 atoms wherein 1-3 ring members are independently selected from the group consisting of  $-\text{O}-$ ,  $-\text{NH}-$  and  $-\text{SO}_{0-2}-$ , provided that when  $\text{R}^{22}$  and  $\text{R}^{10}$  form a ring, the optional double bond is absent;

$\text{R}^{24}$  is 1, 2 or 3 substituents independently selected from the group consisting of hydrogen, halogen,  $-\text{OH}$ ,  $(\text{C}_1-\text{C}_6)$ alkoxy,  $\text{R}^{35}$ -aryl,  $(\text{C}_1-\text{C}_{10})$ -alkyl- $\text{C}(\text{O})-$ ,  $(\text{C}_2-\text{C}_{10})$ -alkenyl- $\text{C}(\text{O})-$ ,  $(\text{C}_2-\text{C}_{10})$ alkynyl- $\text{C}(\text{O})-$ , heterocycloalkyl,  $\text{R}^{26}$ -( $\text{C}_3-\text{C}_7$ )cycloalkyl,  $\text{R}^{26}$ -( $\text{C}_3-\text{C}_7$ )cycloalkenyl,  $-\text{OC}(\text{O})\text{R}^{30}$ ,  $-\text{C}(\text{O})\text{OR}^{30}$ ,  $-\text{C}(\text{O})\text{R}^{30}$ ,  $-\text{C}(\text{O})\text{NR}^{30}\text{R}^{31}$ ,  $-\text{NR}^{30}\text{R}^{31}$ ,  $-\text{NR}^{30}\text{C}(\text{O})\text{R}^{31}$ ,  $-\text{NR}^{30}\text{C}(\text{O})\text{NR}^{31}\text{R}^{32}$ ,  $-\text{NHSO}_2\text{R}^{30}$ ,  $-\text{OC}(\text{O})\text{NR}^{30}\text{R}^{31}$ ,  $\text{R}^{24}$ -( $\text{C}_2-\text{C}_{10}$ )-alkenyloxy,  $\text{R}^{24}$ -( $\text{C}_2-\text{C}_{10}$ )alkynyloxy,  $\text{R}^{27}$ -heterocycloalkyloxy,  $\text{R}^{29}$ -( $\text{C}_3-\text{C}_7$ )-cycloalkyloxy,  $\text{R}^{29}$ -( $\text{C}_3-\text{C}_7$ )cyclo-alkenyloxy,  $\text{R}^{29}$ -( $\text{C}_3-\text{C}_7$ )cycloalkyl- $\text{NH}-$ ,  $-\text{NHSO}_2\text{NHR}^{16}$  and

$-\text{CH}(=\text{NOR}^{17})$ ;

$\text{R}^{25}$  is 1, 2 or 3 substituents independently selected from the group consisting of hydrogen, heterocycloalkyl, halogen,  $-\text{COOR}^{36}$ ,  $-\text{CN}$ ,  $-\text{C}(\text{O})\text{NR}^{37}\text{R}^{38}$ ,  $-\text{NR}^{39}\text{C}(\text{O})\text{R}^{40}$ ,  $-\text{OR}^{36}$ ,  $(\text{C}_3-\text{C}_7)$ cycloalkyl,  $(\text{C}_3-\text{C}_7)$ cycloalkyl- $\text{C}_1-\text{C}_6$ alkyl,  $(\text{C}_1-\text{C}_6)$ alkyl( $\text{C}_3-\text{C}_7$ )cycloalkyl- $(\text{C}_1-\text{C}_6)$ alkyl, halo( $\text{C}_1-\text{C}_6$ )alkyl( $\text{C}_3-\text{C}_7$ )cycloalkyl( $\text{C}_1-\text{C}_6$ )alkyl, hydroxy( $\text{C}_1-\text{C}_6$ )alkyl,  $(\text{C}_1-\text{C}_6)$ alkoxy( $\text{C}_1-\text{C}_6$ )alkyl, and  $\text{R}^{41}$ -heteroaryl; or two  $\text{R}^{25}$  groups on adjacent ring carbons form a fused methylenedioxy group;

$\text{R}^{26}$  is 1, 2, or 3 substituents independently selected from the group consisting of hydrogen, halogen and  $(\text{C}_1-\text{C}_6)$ alkoxy;

$\text{R}^{27}$  is 1, 2 or 3 substituents independently selected from the group consisting of hydrogen,  $\text{R}^{28}$ -( $\text{C}_1-\text{C}_{10}$ )alkyl,  $\text{R}^{28}$ -( $\text{C}_2-\text{C}_{10}$ )alkenyl,  $\text{R}^{28}$ -( $\text{C}_2-\text{C}_{10}$ )alkynyl,

$\text{R}^{28}$  is hydrogen,  $-\text{OH}$  or  $(\text{C}_1-\text{C}_6)$ alkoxy;

$\text{R}^{29}$  is 1, 2 or 3 substituents independently selected from the group consisting of hydrogen,  $(\text{C}_1-\text{C}_6)$ alkyl,  $-\text{OH}$ ,  $(\text{C}_1-\text{C}_6)$ alkoxy and halogen;

$\text{R}^{30}$ ,  $\text{R}^{31}$  and  $\text{R}^{32}$  are independently selected from the group consisting of hydrogen,  $(\text{C}_1-\text{C}_{10})$ -alkyl,  $(\text{C}_1-\text{C}_6)$ alkoxy( $\text{C}_1-\text{C}_{10}$ )-alkyl,  $\text{R}^{25}$ -aryl( $\text{C}_1-\text{C}_6$ )-alkyl,  $\text{R}^{33}$ -( $\text{C}_3-\text{C}_7$ )cycloalkyl,  $\text{R}^{34}$ -( $\text{C}_3-\text{C}_7$ )cycloalkyl( $\text{C}_1-\text{C}_6$ )alkyl,  $\text{R}^{25}$ -aryl, heterocycloalkyl, heteroaryl, heterocycloalkyl( $\text{C}_1-\text{C}_6$ )alkyl and heteroaryl( $\text{C}_1-\text{C}_6$ )alkyl;

$\text{R}^{33}$  is hydrogen,  $(\text{C}_1-\text{C}_6)$ alkyl,  $\text{OH}-(\text{C}_1-\text{C}_6)$ alkyl or  $(\text{C}_1-\text{C}_6)$ alkoxy;

$\text{R}^{35}$  is 1 to 4 substituents independently selected from the group consisting of hydrogen,  $(\text{C}_1-\text{C}_6)$ alkyl,  $-\text{OH}$ , halogen,  $-\text{CN}$ ,  $(\text{C}_1-\text{C}_6)$ alkoxy, trihalo( $\text{C}_1-\text{C}_6$ )alkoxy,  $(\text{C}_1-\text{C}_6)$ alkylamino, di( $(\text{C}_1-\text{C}_6)$ alkyl)amino,  $-\text{OCF}_3$ ,  $\text{OH}-(\text{C}_1-\text{C}_6)$ alkyl,  $-\text{CHO}$ ,  $-\text{C}(\text{O})(\text{C}_1-\text{C}_6)$ -alkylamino,  $-\text{C}(\text{O})\text{di}((\text{C}_1-\text{C}_6)\text{alkyl})\text{amino}$ ,  $-\text{NH}_2$ ,  $-\text{NHC}(\text{O})(\text{C}_1-\text{C}_6)\text{alkyl}$  and  $-\text{N}((\text{C}_1-\text{C}_6)\text{alkyl})\text{C}(\text{O})(\text{C}_1-\text{C}_6)\text{alkyl}$ ;

R<sup>36</sup> is hydrogen, (C<sub>1</sub>-C<sub>6</sub>)alkyl, halo(C<sub>1</sub>-C<sub>6</sub>)alkyl, dihalo(C<sub>1</sub>-C<sub>6</sub>)alkyl or trifluoro(C<sub>1</sub>-C<sub>6</sub>)alkyl,

R<sup>37</sup> and R<sup>38</sup> are independently selected from the group consisting of hydrogen, (C<sub>1</sub>-C<sub>6</sub>)alkyl, aryl(C<sub>1</sub>-C<sub>6</sub>)alkyl, phenyl and (C<sub>3</sub>-C<sub>15</sub>)cycloalkyl, or R<sup>37</sup> and R<sup>38</sup> together are -(CH<sub>2</sub>)<sub>4</sub>-, -(CH<sub>2</sub>)<sub>5</sub>- or -(CH<sub>2</sub>)<sub>2</sub>-NR<sup>39</sup>-(CH<sub>2</sub>)<sub>2</sub>- and form a ring with the nitrogen to which they are attached;

R<sup>39</sup> and R<sup>40</sup> are independently selected from the group consisting of hydrogen, (C<sub>1</sub>-C<sub>6</sub>)alkyl, aryl(C<sub>1</sub>-C<sub>6</sub>)alkyl, phenyl and (C<sub>3</sub>-C<sub>15</sub>)cycloalkyl, or R<sup>39</sup> and R<sup>40</sup> in the group -NR<sup>39</sup>C(O)R<sup>40</sup>, together with the carbon and nitrogen atoms to which they are attached, form a cyclic lactam having 5-8 ring members;

R<sup>41</sup> is 1 to 4 substituents independently selected from the group consisting of hydrogen, (C<sub>1</sub>-C<sub>6</sub>)alkyl, (C<sub>1</sub>-C<sub>6</sub>)alkoxy, (C<sub>1</sub>-C<sub>6</sub>)alkylamino, di((C<sub>1</sub>-C<sub>6</sub>)alkyl)amino, -OCF<sub>3</sub>, OH-(C<sub>1</sub>-C<sub>6</sub>)alkyl, -CHO and phenyl;

R<sup>42</sup> is 1 to 3 substituents independently selected from the group consisting of hydrogen, -OH, (C<sub>1</sub>-C<sub>6</sub>)alkyl and (C<sub>1</sub>-C<sub>6</sub>)alkoxy;

R<sup>43</sup> is -NR<sup>30</sup>R<sup>31</sup>, -NR<sup>30</sup>C(O)R<sup>31</sup>, -NR<sup>30</sup>C(O)NR<sup>31</sup>R<sup>32</sup>, -NHSO<sub>2</sub>R<sup>30</sup> or -NHCOOR<sup>17</sup>;

R<sup>44</sup> is H, C<sub>1</sub>-C<sub>6</sub> alkoxy, -SOR<sup>16</sup>, -SO<sub>2</sub>R<sup>17</sup>, -C(O)OR<sup>17</sup>, -C(O)NR<sup>18</sup>R<sup>19</sup>, C<sub>1</sub>-C<sub>6</sub> alkyl, halogen, fluoro(C<sub>1</sub>-C<sub>6</sub>)alkyl, difluoro(C<sub>1</sub>-C<sub>6</sub>)alkyl, trifluoro(C<sub>1</sub>-C<sub>6</sub>)alkyl, C<sub>3</sub>-C<sub>7</sub> cycloalkyl, C<sub>2</sub>-C<sub>6</sub> alkenyl, aryl(C<sub>1</sub>-C<sub>6</sub>)alkyl, aryl(C<sub>2</sub>-C<sub>6</sub>)alkenyl, heteroaryl(C<sub>1</sub>-C<sub>6</sub>)alkyl, heteroaryl(C<sub>2</sub>-C<sub>6</sub>)alkenyl, hydroxy(C<sub>1</sub>-C<sub>6</sub>)alkyl, amino(C<sub>1</sub>-C<sub>6</sub>)alkyl, aryl, thio(C<sub>1</sub>-C<sub>6</sub>)alkyl, (C<sub>1</sub>-C<sub>6</sub>)alkoxy(C<sub>1</sub>-C<sub>6</sub>)alkyl or (C<sub>1</sub>-C<sub>6</sub>)alkylamino(C<sub>1</sub>-C<sub>6</sub>)alkyl; and

R<sup>45</sup> is H, C<sub>1</sub>-C<sub>6</sub> alkyl, -COOR<sup>16</sup> or -SO<sub>2</sub>.

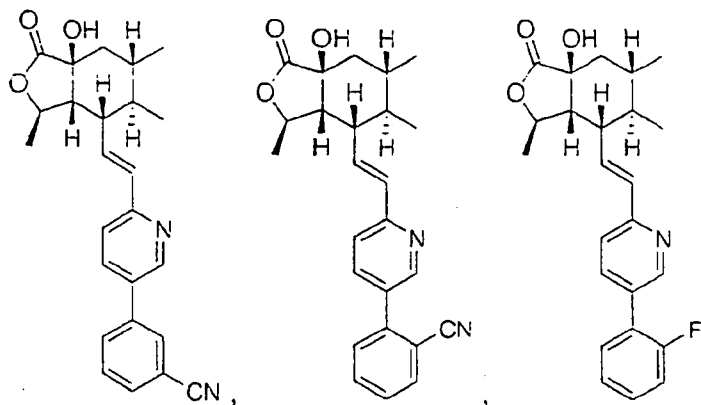
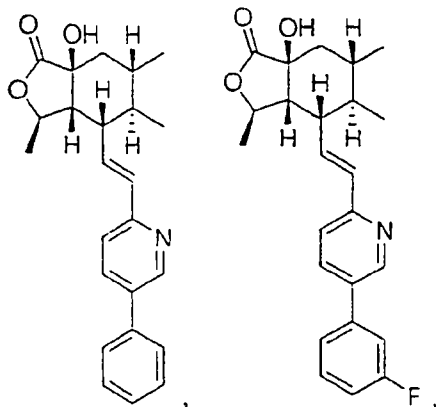
R<sup>2</sup>, R<sup>8</sup>, R<sup>10</sup> and R<sup>11</sup> are each preferably hydrogen. R<sup>3</sup> preferably is hydrogen, OH, C<sub>1</sub>-C<sub>6</sub> alkoxy, -NHR<sup>18</sup> or C<sub>1</sub>-C<sub>6</sub> alkyl. The variable n is preferably zero. R<sup>9</sup> is preferably H, OH or alkoxy. R<sup>1</sup> is preferably C<sub>1</sub>-C<sub>6</sub> alkyl, more preferably methyl. The double dotted line preferably represents a single bond; X is preferably -O- and Y is preferably =O or (H, -OH). B is preferably trans -CH=CH-. Het is preferably pyridyl, substituted pyridyl, quinolyl or substituted quinolyl. Preferred substituents (W) on Het are R<sup>21</sup>-aryl, R<sup>41</sup>-heteroaryl or alkyl. More preferred are compounds wherein Het is 2-pyridyl substituted in the 5-position by R<sup>21</sup>-aryl, R<sup>41</sup>-heteroaryl or alkyl, or 2-pyridyl substituted in the 6-position by alkyl. R<sup>34</sup> is preferably (H,H) or (H,OH).

R<sup>22</sup> and R<sup>23</sup> are preferably selected from OH, (C<sub>1</sub>-C<sub>10</sub>)alkyl, (C<sub>2</sub>-C<sub>10</sub>)-alkenyl, (C<sub>2</sub>-C<sub>10</sub>)-alkynyl, trifluoro(C<sub>1</sub>-C<sub>10</sub>)alkyl, trifluoro(C<sub>2</sub>-C<sub>10</sub>)-alkenyl, trifluoro(C<sub>2</sub>-C<sub>10</sub>)alkynyl, (C<sub>3</sub>-C<sub>7</sub>)-cycloalkyl, R<sup>25</sup>-aryl, R<sup>25</sup>-aryl(C<sub>1</sub>-C<sub>6</sub>)alkyl, R<sup>25</sup>-arylhydroxy(C<sub>1</sub>-C<sub>6</sub>)alkyl, R<sup>25</sup>-aryl-alkoxy-(C<sub>1</sub>-C<sub>6</sub>)alkyl, (C<sub>3</sub>-C<sub>7</sub>)cycloalkyl-(C<sub>1</sub>-C<sub>6</sub>)alkyl, (C<sub>1</sub>-C<sub>10</sub>)alkoxy, (C<sub>3</sub>-C<sub>7</sub>)cycloalkyloxy, (C<sub>1</sub>-C<sub>6</sub>)alkoxy(C<sub>1</sub>-C<sub>6</sub>)alkyl, OH-(C<sub>1</sub>-C<sub>6</sub>)alkyl, trifluoro(C<sub>1</sub>-C<sub>10</sub>)alkoxy and R<sup>27</sup>-heterocyclo-alkyl(C<sub>1</sub>-C<sub>6</sub>)alkyl. More preferred are compounds wherein R<sup>22</sup>

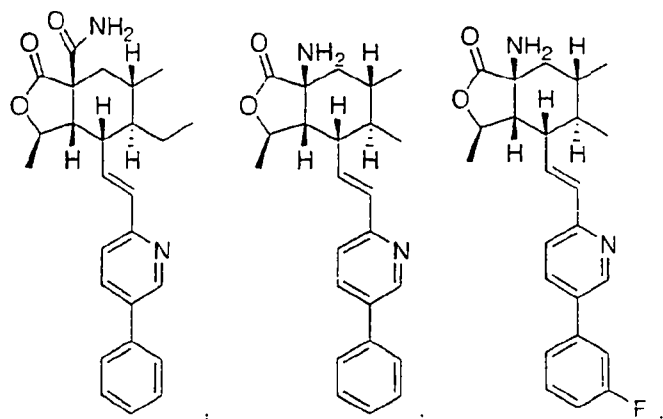
and R<sup>23</sup> are independently selected from the group consisting of (C<sub>1</sub>-C<sub>10</sub>)alkyl and OH-(C<sub>1</sub>-C<sub>6</sub>)alkyl.

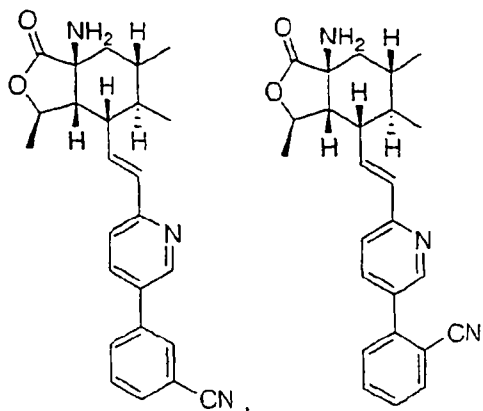
Specific examples of thrombin receptor antagonists of formula I are represented by any of the following structural formulas:

5



10





or a pharmaceutically acceptable isomer, salt, solvate or polymorph thereof.

Thrombin receptor antagonist compounds of the present invention can have anti-thrombotic, anti-platelet aggregation, antiatherosclerotic, antirestenotic and anti-coagulant activity. Thrombosis-related diseases treated by the compounds of this invention are thrombosis, atherosclerosis, restenosis, hypertension, angina pectoris, arrhythmia, heart failure, myocardial infarction, glomerulonephritis, thrombotic and thromboembolytic stroke, peripheral vascular diseases, other cardiovascular diseases, cerebral ischemia, inflammatory disorders and cancer, as well as other disorders in which thrombin and its receptor play a pathological role.

The compounds of the invention which bind to cannabinoid (CB<sub>2</sub>) receptors can be useful in the treatment of rheumatoid arthritis, systemic lupus erythematosus, multiple sclerosis, diabetes, osteoporosis, renal ischemia, cerebral stroke, cerebral ischemia, nephritis, inflammatory disorders of the lungs and gastrointestinal tract, and respiratory tract disorders such as reversible airway obstruction, chronic asthma and bronchitis.

This invention also relates to a method of using at least one compound of the invention in the treatment of thrombosis, platelet aggregation, coagulation, cancer, inflammatory diseases or respiratory diseases, comprising administering a compound of the invention to a mammal in need of such treatment. In particular, the present invention relates to a method of using at least one compound of the invention in the treatment of thrombosis, atherosclerosis, restenosis, hypertension, angina pectoris, arrhythmia, heart failure, myocardial infarction, glomerulonephritis, thrombotic stroke, thromboembolytic stroke, peripheral vascular diseases, cerebral ischemia, cancer, rheumatoid arthritis, systemic lupus erythematosus, multiple sclerosis, diabetes, osteoporosis, renal ischemia, cerebral stroke, cerebral ischemia, nephritis, inflammatory disorders of the lungs and gastrointestinal tract, reversible airway obstruction, chronic asthma or bronchitis. It is contemplated that a compound of this invention may be useful in treating more than one of the diseases listed.

Also disclosed herein is a pharmaceutical composition comprising a therapeutically effective amount of at least one compound of formula I in at least one pharmaceutically acceptable carrier.

5 DETAILED DESCRIPTION:

Unless otherwise defined, the term "alkyl" or "lower alkyl" means straight or branched alkyl chains of 1 to 6 carbon atoms and "alkoxy" similarly refers to alkoxy groups having 1 to 6 carbon atoms.

10 Fluoroalkyl, difluoroalkyl and trifluoroalkyl mean alkyl chains wherein the terminal carbon is substituted by 1, 2 or 3 fluoroatoms, e.g., -CF<sub>3</sub>, -CH<sub>2</sub>CF<sub>3</sub>, -CH<sub>2</sub>CHF<sub>2</sub> or -CH<sub>2</sub>CH<sub>2</sub>F. Haloalkyl means an alkyl chain substituted by 1 to 3 halo atoms.

"Alkenyl" means straight or branched carbon chains of carbon atoms having one or more double bonds in the chain, conjugated or unconjugated. Similarly, 15 "alkynyl" means straight or branched carbon chains of carbon atoms having one or more triple bonds in the chain. Where an alkyl, alkenyl or alkynyl chain joins two other variables and is therefore bivalent, the terms alkylene, alkenylene and alkynylene are used. Unless otherwise defined, alkenyl and alkynyl chains comprise 1 to 6 carbon atoms.

20 Substitution on alkyl, alkenyl and alkynyl chains depends on the length of the chain, and the size and nature of the substituent. Those skilled in the art will appreciate that while longer chains can accommodate multiple substituents, shorter alkyl chains, e.g., methyl or ethyl, can have multiple substitution by halogen, but otherwise are likely to have only one or two substituents other than hydrogen. 25 Shorter unsaturated chains, e.g., ethenyl or ethynyl, are generally unsubstituted or substitution is limited to one or two groups, depending on the number of available carbon bonds.

"Cycloalkyl" means a saturated carbon ring of 3 to 7 carbon atoms, while "cycloalkylene" refers to a corresponding bivalent ring, wherein the points of 30 attachment to other groups include all positional and stereoisomers. "Cycloalkenyl" refers to a carbon ring of 3 to 7 atoms and having one or more unsaturated bonds, but not having an aromatic nature.

"Heterocycloalkyl" means saturated rings of 5 or 6 atoms comprised of 4 to 5 carbon atoms and 1 or 2 heteroatoms selected from the group consisting of -O-, -S- 35 and -NR<sup>7</sup>- joined to the rest of the molecule through a carbon atom. Examples of heterocycloalkyl groups are 2-pyrrolidinyl, tetrahydrothiophen-2-yl, tetrahydro-2-furanyl, 4-piperidinyl, 2-piperazinyl, tetrahydro-4-pyranyl, 2-morpholinyl and 2-thiomorpholinyl.

"Halogen" refers to fluorine, chlorine, bromine or iodine radicals.

When R<sup>4</sup> and R<sup>5</sup> join to form a ring with the nitrogen to which they are attached, the rings formed are 1-pyrrolidinyl, 1-piperidinyl and 1-piperazinyl, wherein the piperazinyl ring may also be substituted at the 4-position nitrogen by a group R<sup>7</sup>.

"Dihydroxy(C<sub>1</sub>-C<sub>6</sub>)alkyl" refers to an alkyl chain substituted by two hydroxy groups on two different carbon atoms.

"Aryl" means phenyl, naphthyl, indenyl, tetrahydronaphthyl or indanyl.

"Heteroaryl" means a single ring or benzofused heteroaromatic group of 5 to 10 atoms comprised of 2 to 9 carbon atoms and 1 to 4 heteroatoms independently selected from the group consisting of N, O and S, provided that the rings do not include adjacent oxygen and/or sulfur atoms. N-oxides of the ring nitrogens are also included, as well as compounds wherein a ring nitrogen is substituted by a C<sub>1</sub>-C<sub>4</sub> alkyl group to form a quaternary amine. Examples of single-ring heteroaryl groups are pyridyl, oxazolyl, isoxazolyl, oxadiazolyl, furanyl, pyrrolyl, thienyl, imidazolyl, pyrazolyl, tetrazolyl, thiazolyl, isothiazolyl, thiadiazolyl, pyrazinyl, pyrimidyl, pyridazinyl and triazolyl. Examples of benzofused heteroaryl groups are indolyl, quinolyl, isoquinolyl, phthalazinyl, benzothienyl (i.e., thionaphthenyl), benzimidazolyl, benzofuranyl, benzoxazolyl and benzofurazanyl. All positional isomers are contemplated, e.g., 2-pyridyl, 3-pyridyl and 4-pyridyl. W-substituted heteroaryl refers to such groups wherein substitutable ring carbon atoms have a substituent as defined above, or where adjacent carbon atoms form a ring with an alkylene group or a methylenedioxy group, or where a nitrogen in the Het ring can be substituted with R<sup>21</sup>-aryl or an optionally substituted alkyl substituent as defined in W.

The term "Het" is exemplified by the single ring, the ring substituted with another ring (which can be the same or different), benzofused heteroaryl groups as defined immediately above, as well as tricyclic groups such as benzoquinolinyl (e.g., 1,4 or 7,8) or phenanthrolinyl (e.g., 1,7; 1,10; or 4,7). Het groups are joined to group B by a carbon ring member, e.g., Het is 2-pyridyl, 3-pyridyl or 2-quinolyl.

Examples of heteroaryl groups wherein adjacent carbon atoms form a ring with an alkylene group are 2,3-cyclopentenopyridine, 2,3-cyclohexenopyridine and 2,3-cycloheptenopyridine.

The term "optional double bond" refers to the bond shown by the single dotted line in the middle ring of the structure shown for formula I. The term "optional single bond" refers to the bond shown by the double dotted line between X and the carbon to which Y and R<sup>15</sup> are attached in the structure of formula I.

The above statements, wherein, for example, R<sup>4</sup> and R<sup>5</sup> are said to be independently selected from a group of substituents, means that R<sup>4</sup> and R<sup>5</sup> are independently selected, but also that where an R<sup>4</sup> or R<sup>5</sup> variable occurs more than once in a molecule, those occurrences are independently selected. Those skilled in

the art will recognize that the size and nature of the substituent(s) will affect the number of substituents which can be present.

It should also be noted that any formula, compound, moiety or chemical illustration with unsatisfied valences in the present specification and/or claims herein  
5 is assumed to have sufficient hydrogen atom(s) to satisfy the valences.

Compounds of the invention have at least one asymmetrical carbon atom and therefore all isomers, including diastereomers and rotational isomers are contemplated as being part of this invention. The invention includes (+)- and (-)- isomers in both pure form and in admixture, including racemic mixtures. Isomers can  
10 be prepared using conventional techniques, either by reacting optically pure or optically enriched starting materials or by separating isomers of a compound of formula I.

"Polymorph" means a crystalline form of a substance that is distinct from another crystalline form but that shares the same chemical formula.

15 Prodrugs and solvates of the compounds of the invention are also contemplated herein. The term "prodrug", as employed herein, denotes a compound that is a drug precursor which, upon administration to a subject, undergoes chemical conversion by metabolic or chemical processes to yield a compound of formula I or a salt and/or solvate thereof (e.g., a prodrug on being brought to the physiological pH or  
20 through enzyme action is converted to the desired drug form). A discussion of prodrugs is provided in T. Higuchi and V. Stella, *Pro-drugs as Novel Delivery Systems* (1987) Volume 14 of the A.C.S. Symposium Series, and in *Bioreversible Carriers in Drug Design*, (1987) Edward B. Roche, ed., American Pharmaceutical Association and Pergamon Press, both of which are incorporated herein by reference thereto.

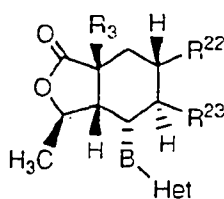
25 "Solvate" means a physical association of a compound of this invention with one or more solvent molecules. This physical association involves varying degrees of ionic and covalent bonding, including hydrogen bonding. In certain instances the solvate will be capable of isolation, for example when one or more solvent molecules are incorporated in the crystal lattice of the crystalline solid. "Solvate" encompasses  
30 both solution-phase and isolatable solvates. Non-limiting examples of suitable solvates include ethanlates, methanlates, and the like. "Hydrate" is a solvate wherein the solvent molecule is H<sub>2</sub>O.

Compounds of formula I with a carboxylic acid group can form pharmaceutically acceptable esters with an alcohol. Examples of suitable alcohols include methanol and  
35 ethanol.

Abbreviations which are used in the preparative examples, schemes and examples include the following:

	DBAD:	Di- <i>tert</i> -butyl azodicarboxylate
	DBU:	1,8-Diazabicyclo[5.4.0]undec-7-ene
5	DCC:	Dicyclohexylcarbodiimide
	DCM:	Dichloromethane
	DIBAL:	Diisobutylaluminum hydride
	DMAP:	4-Dimethyl aminopyridine
	DMF:	<i>N,N</i> -Dimethylformamide
10	DMSO:	Methyl sulfoxide
	EDCI:	1-(3-Dimethylaminopropyl)-3-ethylcarbodiimide hydrochloride
	HMPA:	Hexamethylphosphoramide
	HOBt:	Hydroxybezotriazole
	LAH:	Lithium aluminum hydride
15	LHMDS:	Lithium bis(trimethylsilyl)amide
	NMO:	4-Methylmorphine <i>N</i> -oxide
	TBAF:	Tetrabutylammonium fluoride
	TFA:	Trifluoroacetic acid
	THF:	Tetrahydrofuran
20	TMSI:	Trimethylsilyl iodide
	TPAP:	Tetrapropylammonium perruthenate

Many compounds of formula I have the following stereochemistry:



25

Those skilled in the art will appreciate that for some compounds of formula I, one isomer will show greater pharmacological activity than other isomers.

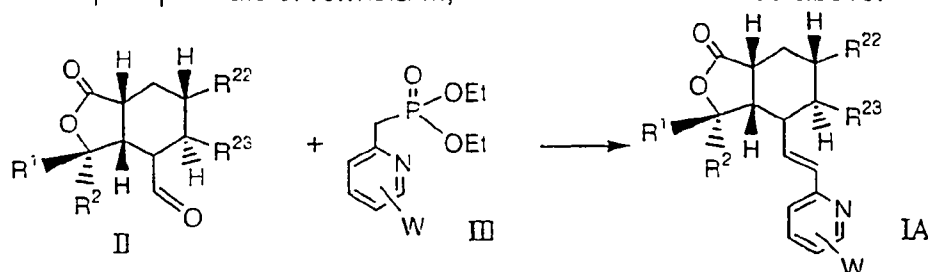
30 Compounds of formula I with a basic group can form pharmaceutically acceptable salts with organic and inorganic acids. Examples of suitable acids for salt formation are hydrochloric, sulfuric, phosphoric, acetic, citric, oxalic, malonic, salicylic, malic, fumaric, succinic, ascorbic, maleic, methanesulfonic and other mineral and carboxylic acids well known to those in the art. The salt is prepared by contacting the

free base form with a sufficient amount of the desired acid to produce a salt. The free base form may be regenerated by treating the salt with a suitable dilute aqueous base solution such as dilute aqueous sodium bicarbonate. The free base form differs from its respective salt form somewhat in certain physical properties, such as  
 5 solubility in polar solvents, but the salt is otherwise equivalent to its respective free base forms for purposes of the invention.

Certain compounds of formula I are acidic (e.g., those compounds which possess a carboxyl group). These compounds form pharmaceutically acceptable salts with inorganic and organic bases. Examples of such salts are the sodium,  
 10 potassium, calcium, aluminum, lithium, gold and silver salts. Also included are salts formed with pharmaceutically acceptable amines such as ammonia, alkyl amines, hydroxyalkylamines, N-methylglucamine and the like. Bisulfate salts of the compounds of the invention are preferred embodiments.

Compounds of the present invention are generally prepared by processes  
 15 known in the art, for example by the processes described below.

Compounds of formula IA, wherein n is 1, the optional double bond is not present, the single bond is present between X and the carbon to which Y is attached, X is -O-, Y is =O, B is -CH=CH-, Het is W-substituted pyridyl, R<sup>3</sup>, R<sup>8</sup>, R<sup>9</sup>, R<sup>10</sup> and R<sup>11</sup> are each hydrogen, and R<sup>1</sup> and R<sup>2</sup> are as defined above can be prepared by  
 20 condensing an aldehyde of formula II, wherein the variables are as defined above, with a phosphonate of formula III, wherein W is as defined above:

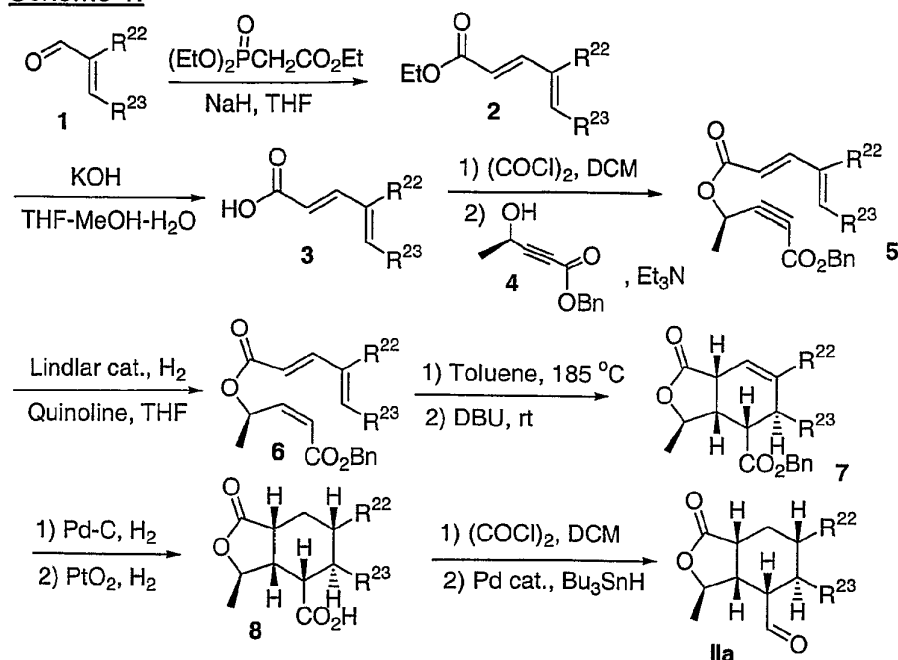


Similar processes may be used to prepare compounds comprising other optionally substituted Het groups. Those skilled in the art will also recognize that the  
 25 processes are equally applicable to preparing optically active or racemic compounds.

Compounds of formula IA can be converted to the corresponding compounds wherein R<sup>2</sup> is OH by treatment with Davis reagent ((1S)-(+)-(10-camphorsulfonyl)-oxaziridine) and LHMDS (Lithium bis(trimethylsilyl)amide).

Aldehydes of formula II can be prepared from dienoic acids, for example  
 30 compounds of formula IIa, wherein R<sup>1</sup> is methyl and R<sup>2</sup> is H can be prepared according to the following reaction scheme.

**Scheme 1:**

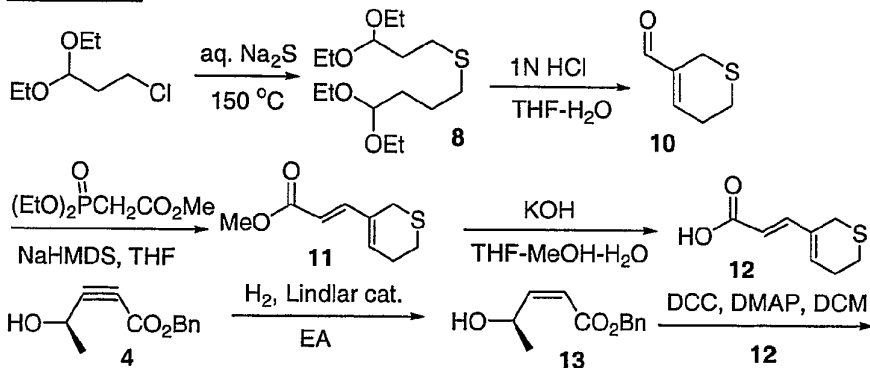


The alkyne of formula 4, prepared by known methods, is esterified with the dienoic acid of formula 3 using standard conditions to yield the ester 5. Selective reduction of the triple bond of 5 using Lindlar catalyst under hydrogen gives the intermediate 6, which upon thermal cyclization at about 185°C, followed by base treatment, gives the intermediate 7. The ester 7 is subjected to hydrogenation in the presence of platinum oxide to generate the intermediate saturated carboxylic acid, treatment of which with oxalyl chloride gives the corresponding acid chloride which is converted to the aldehyde IIa by reduction using tributyltin hydride in the presence of Palladium catalyst.

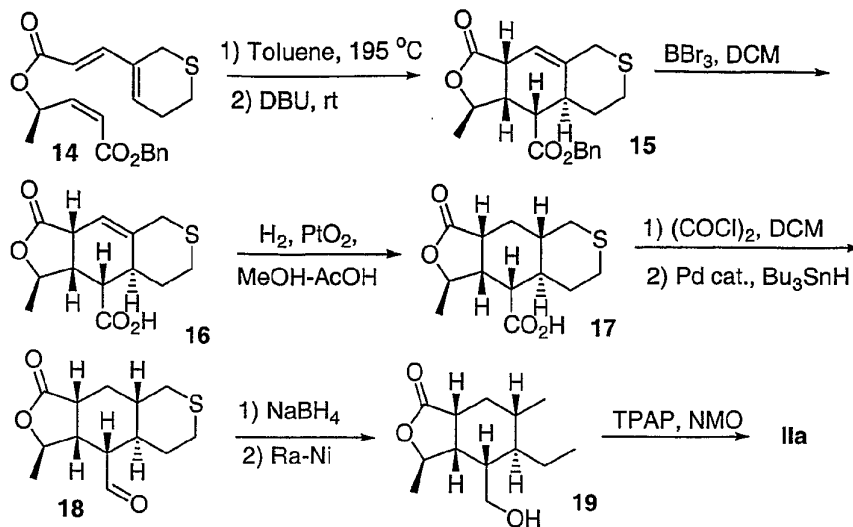
Dienoic acids of formula 3 are commercially available or are readily prepared.

Aldehydes of formula II also can be prepared by a thiopyran ring opening, for example compounds of formula IIa as defined above can be prepared according to the following reaction scheme.

**Scheme 2:**

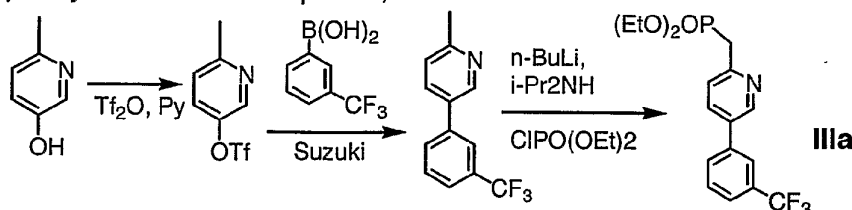


-15-



The alkyne of formula 4, is reduced to the alkene 13 using Lindlar catalyst under hydrogen. The alkene 13 is esterified with the dienoic acid of formula 12 using standard conditions to yield the ester 14. Thermal cyclization at about 185°C, followed by base treatment, gives the intermediate 15. The ester 15 is converted to the intermediate carboxylic acid, and the double bond is reduced by hydrogenation in the presence of a platinum catalyst. The acid is then treated with oxalyl chloride to obtain the corresponding acid chloride, which is converted to the aldehyde 18 by reduction using tributyltin hydride in the presence of Palladium catalyst. The aldehyde moiety on 18 is treated with a reducing agent such as NaBH<sub>4</sub>, and the sulfur-containing ring is then opened by treatment with a reagent such as Raney nickel to obtain the alcohol 19. The alcohol is then oxidized to the aldehyde, 11a, using tetrapropylammonium perruthenate (TPAP) in the presence of 4-methylmorpholine N-oxide (NMO).

Phosphonates of formula III wherein W is aryl or R<sup>21</sup>-aryl can be prepared by a process similar to that described immediately below for preparing the trifluoromethyl-phenyl-substituted compound, IIIa.

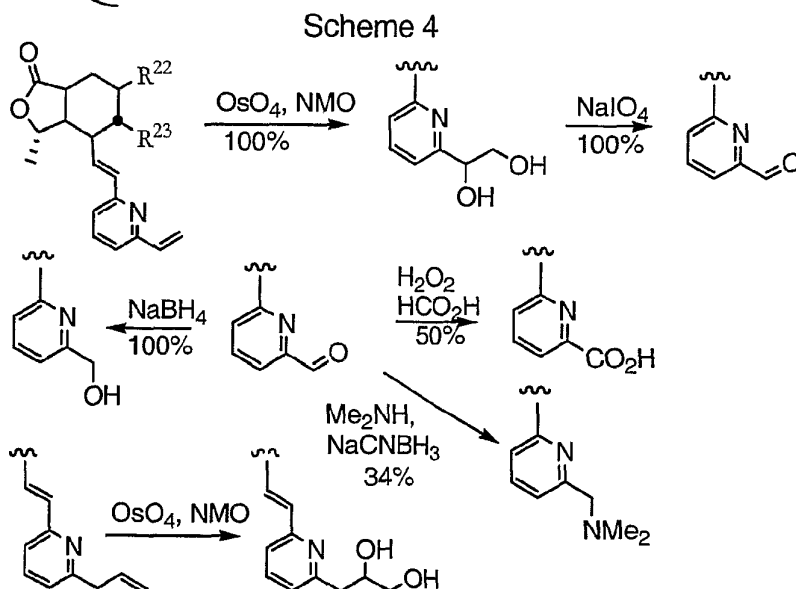
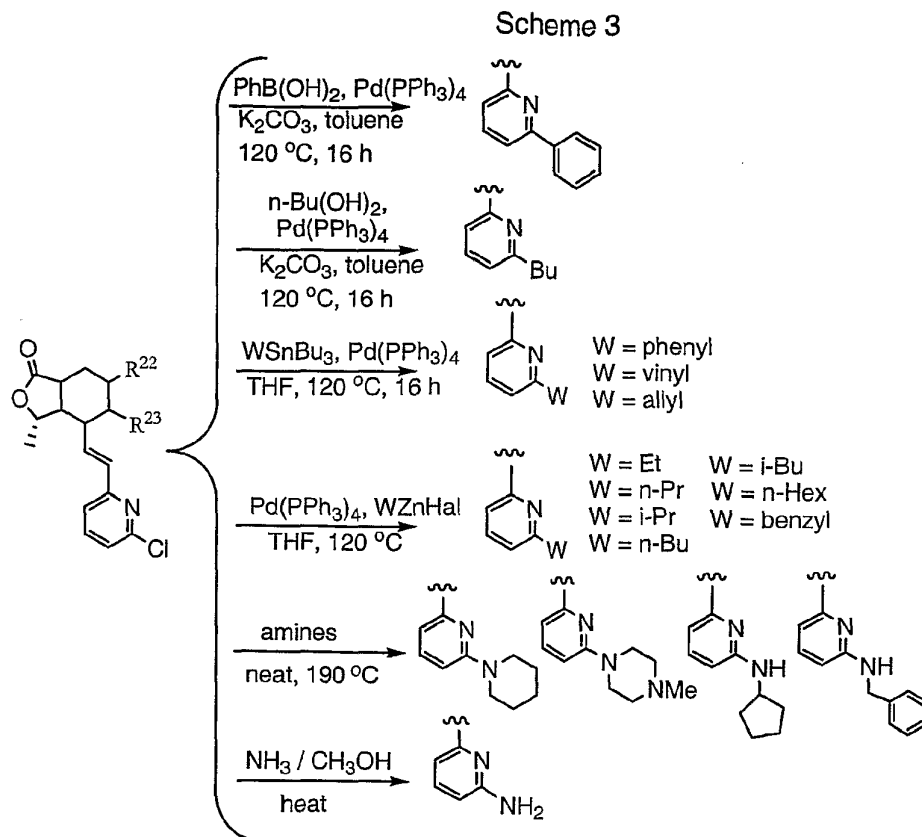


Commercially available hydroxypyridine derivative is converted to the corresponding triflate using triflic anhydride, which is then coupled with commercially available boronic acid in the presence of Pd(0) under Suzuki conditions. The resulting product is converted to the phosphonate by treatment with n-butyllithium followed by quenching with diethylchlorophosphate.

Alternatively, compounds of formula I wherein W is optionally substituted aryl can be prepared from compounds of formula I wherein W is -OH using a triflate intermediate. For example, 3-hydroxy-6-methylpyridine is treated with triisopropylsilyl chloride, and the resultant hydroxy-protected compound is converted to the  
5 phosphonate as described above for preparing intermediate IIIa. The triisopropylsilyl-protected intermediate is then reacted with intermediate II and the protecting group is removed under standard conditions. The resultant compound of formula I wherein W is OH is then treated with triflic anhydride at room temperature in a solvent such as CH<sub>2</sub>Cl<sub>2</sub>; the triflate is then reacted with an optionally substituted arylboronic acid, *e.g.*,  
10 optionally substituted phenylboronic acid, in a solvent such as toluene, in the presence of Pd(PPh<sub>3</sub>)<sub>4</sub> and a base such as K<sub>2</sub>CO<sub>3</sub> at elevated temperatures and under an inert atmosphere.

Compounds of formula I wherein W is a substituted hydroxy group (*e.g.*, benzyloxy) can be prepared from compounds of formula I wherein W is hydroxy by  
15 refluxing in a suitable solvent such as acetone with a halogen-substituted compound such as optionally substituted benzyl bromide in the presence of a base such as K<sub>2</sub>CO<sub>3</sub>.

Compounds of formula I wherein Het is substituted by W through a carbon atom (*e.g.*, wherein W is alkyl, alkenyl or arylalkyl) or a nitrogen atom (*i.e.*, -NR<sup>4</sup>R<sup>5</sup>)  
20 can be prepared as shown in Scheme 3 using a compound of formula I wherein W is chloroalkyl as an intermediate. Compounds of formula I wherein W is a polar group such as hydroxy alkyl, dihydroxyalkyl, -COOH, dimethylamino and -COH can be prepared as shown in Scheme 4, wherein the starting material is a compound of  
25 formula I wherein W is alkenyl. The following Schemes 3 and 4 show well-known reaction conditions for preparing various W-substituted compounds wherein X is -O-, Y is =O, R<sup>15</sup> is absent, R<sup>1</sup> is methyl, R<sup>2</sup>, R<sup>3</sup>, R<sup>9</sup>, R<sup>10</sup> and R<sup>11</sup> are each H, B is -CH=CH-, and Het is 2-pyridyl.



Those skilled in the art will appreciate that similar reactions to those described in the above schemes may be carried out on other compounds of formula I as long as substituents present would not be susceptible to the reaction conditions described.

Compounds of formula I wherein the optional single bond (represented by the double dotted line) is absent, X is OH, Y is OH, R<sup>15</sup> is H and the remaining variables are as defined above can be prepared by treating corresponding compounds wherein

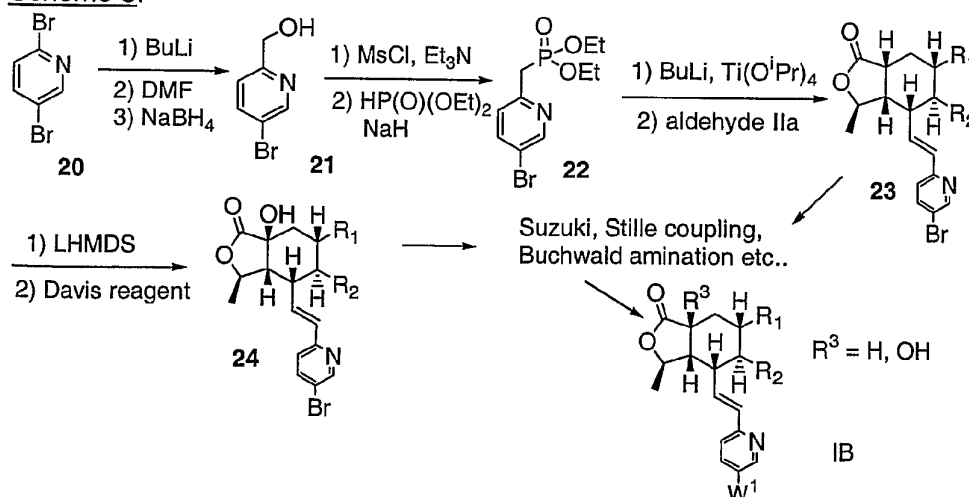
the optional single bond is present, X is -O-, Y is =O and R<sup>15</sup> is absent, with a reducing agent such as LAH.

Compounds of formula I wherein the optional single bond is present, X is -O-, Y is (H, OH), R<sup>15</sup> is absent and the remaining variables are as defined above can be prepared by treating corresponding compounds wherein the optional single bond is present, X is -O-, Y is =O and R<sup>15</sup> is absent, with a reagent such as DIBAL. The resultant compounds wherein Y is (H, OH) can be converted to the corresponding compounds wherein Y is (H, alkoxy) by reacting the hydroxy compound with an appropriate alkanol in the presence of a reagent such as BF<sub>3</sub>•OEt<sub>2</sub>. A compound wherein Y is (H, OH) can also be converted to the corresponding compound wherein Y is (H, H) by treating the hydroxy compound with BF<sub>3</sub>•OEt<sub>2</sub> and Et<sub>3</sub>SiH in an inert solvent such as CH<sub>2</sub>Cl<sub>2</sub> at low temperatures.

Compounds of formula I wherein R<sup>9</sup> is hydrogen can be converted to the corresponding compound wherein R<sup>9</sup> is hydroxy by heating with an oxidizing agent such as SeO<sub>2</sub>.

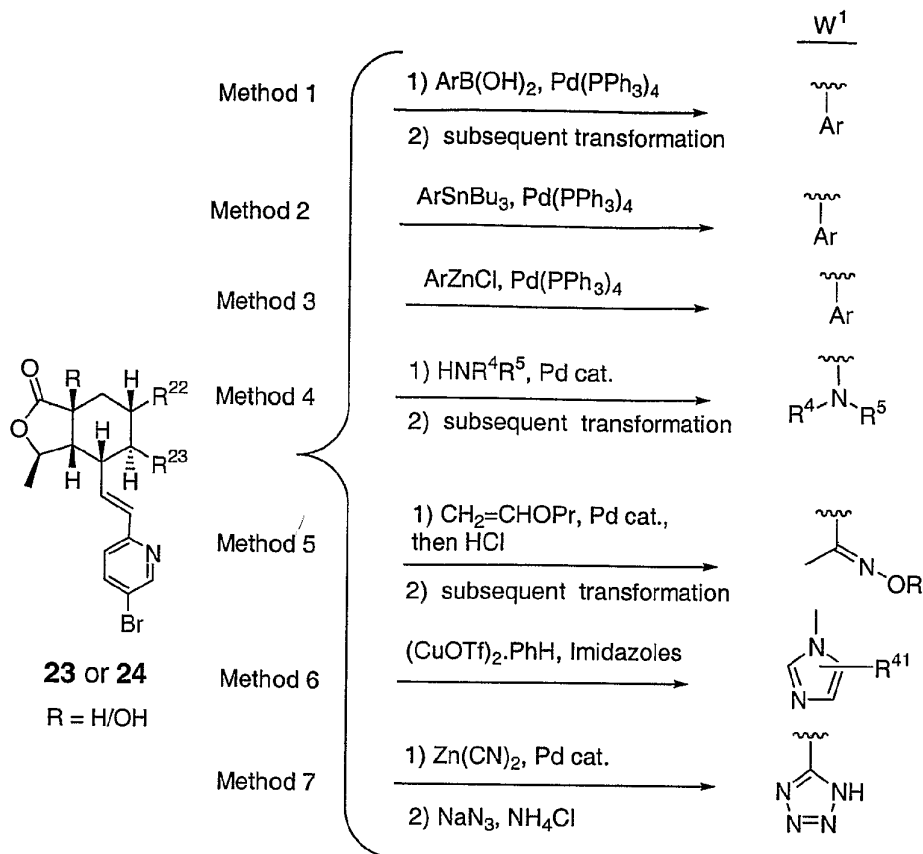
Compounds of formula IB, wherein R<sup>2</sup> is H, R<sup>3</sup> is H or OH, and W<sup>1</sup> is R<sup>21</sup>-aryl, R<sup>41</sup>-heteroaryl, amino or hydroxylamino derivatives, are prepared from compounds of formula 1A wherein W is 5-bromo (compounds of formula **23** or **24**) using a variety of standard chemical transformations, e.g. the Suzuki reaction, Stille coupling, and Buchwald amination. Reaction Scheme 5 shows the process from the 2,5-dibromopyridine:

Scheme 5:



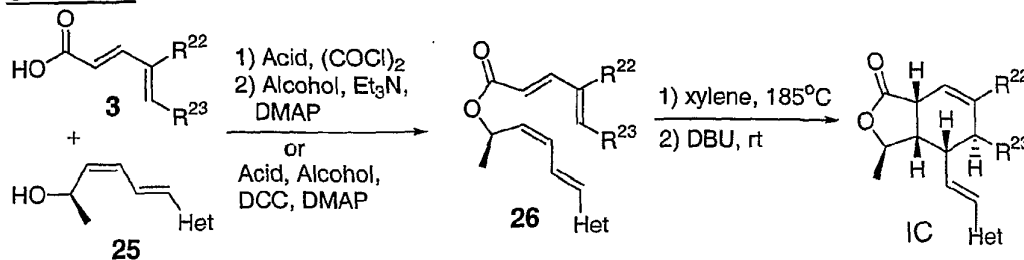
The phosphonate **22** is prepared from the known alcohol **21** by a two step transformation: the alcohol is treated with CH<sub>3</sub>SO<sub>2</sub>Cl to provide the mesylate, which is then displaced with sodium diethylphosphite to provide **22**. Intermediate **23** can also be α-hydroxylated using Davis reagent to provide alcohol **24**. Both **23** and **24** can be converted into diverse analogs as shown in Scheme 6:

Scheme 6:

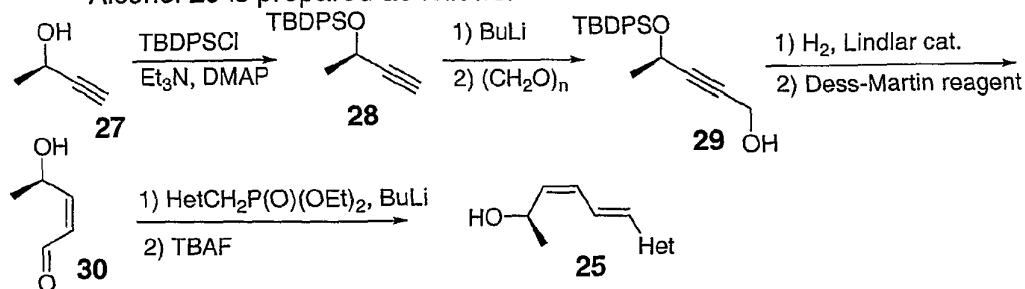


As shown in Scheme 6, the bromide (**23** or **24**) can be coupled with boronic acids under palladium catalysis condition (method 1). If the boronic acid possesses a functional group, it can be subsequently transformed. Similarly, aryl-tin compounds (method 2), aryl-zinc compounds (method 3) and amines (method 4) can be coupled. Heck reaction with vinyl ethers can introduce a keto-group, which can be subsequently functionalized (method 5). Imidazoles can be coupled using Copper(I) triflate as catalyst (method 6). The bromide can also be converted to a cyanide which can be subsequently transformed, for example to a tetrazole (method 7).

Using a Diels-Alder strategy as shown in Scheme 7, a variety of dienoic acids **3** can be coupled with alcohol **25** and the ester **26** can be subjected to thermal cyclization to provide the Diels-Alder product IC:

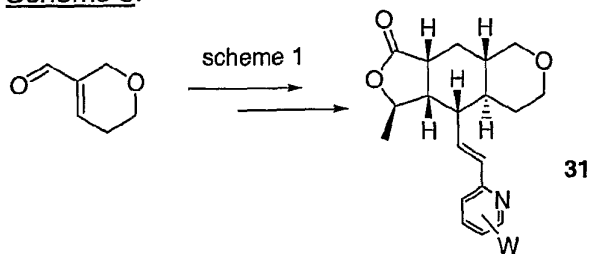
**Scheme 7:**

5

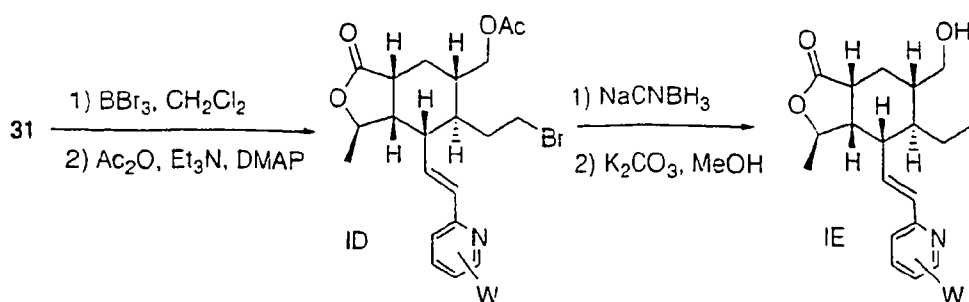
Alcohol **25** is prepared as follows:

Alcohol **25** is prepared from the readily available (R)-(+)-3-butyn-2-ol **27**. The alcohol is protected as its TBDPS ether, the alkyne is deprotonated and quenched with paraformaldehyde to provide alcohol **29**. The alkyne is reduced to *cis*-alkene using Lindlar catalyst in presence of quinoline and the allylic alcohol was oxidized to provide the aldehyde **30**, which is converted to the alcohol **25**.

Compounds of formula ID wherein R<sup>22</sup> is -CH<sub>2</sub>OC(O)CH<sub>3</sub> or a derivative thereof, R<sup>23</sup> is ethyl, R<sup>2</sup> is H and the remaining variables are as defined for IA can be prepared from the corresponding tetrahydropyran analog by opening the ring. The compounds of formula ID can be converted to other compounds of formula I, e.g. compounds of formula IE wherein R<sup>22</sup> is -CH<sub>2</sub>OH, by well known methods. The reaction is shown in Scheme 8:

**Scheme 8:**

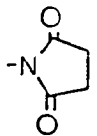
20



Tetrahydropyran analog **31** can be prepared starting from 3-formyl-5,6-dihydro-2H-pyran (known compound) and using the similar procedure used in Scheme 1. The ring can be opened regioselectively using  $\text{BBr}_3$  and the alcohol can be protected to give the acetate **ID**. Bromide reduction with  $\text{NaCNBH}_3$ , followed by acetate deprotection, furnishes alcohol **IE**.

Starting materials for the above processes are either commercially available, known in the art, or prepared by procedures well known in the art.

Reactive groups not involved in the above processes can be protected during the reactions with conventional protecting groups which can be removed by standard procedures after the reaction. The following Table A shows some typical protecting groups:

Group to be Protected	Group to be Protected and Protecting Group
$-\text{COOH}$	$-\text{COOalkyl}$ , $-\text{COObenzyl}$ , $-\text{COOphenyl}$
$>\text{NH}$	$>\text{NCOalkyl}$ , $>\text{NCObenzyl}$ , $>\text{NCOphenyl}$ , $>\text{NCH}_2\text{OCH}_2\text{CH}_2\text{Si}(\text{CH}_3)_3$ , $>\text{NC}(\text{O})\text{OC}(\text{CH}_3)_3$ , $\text{N-benzyl}$ , $\text{NSi}(\text{CH}_3)_3$ , $\text{NSi}(\text{CH}_3)_2\text{C}(\text{CH}_3)_2$
$-\text{NH}_2$	
$-\text{OH}$	$-\text{OCH}_3$ , $-\text{OCH}_2\text{OCH}_3$ , $-\text{OSi}(\text{CH}_3)_3$ , $-\text{OSi}(\text{CH}_3)_2\text{C}(\text{CH}_3)_2$ or $-\text{OCH}_2\text{phenyl}$

15

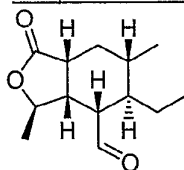
The present invention also relates to a pharmaceutical composition comprising a compound of the invention and a pharmaceutically acceptable carrier. Compounds of formula I can be administered in any conventional oral dosage form such as capsules, tablets, powders, cachets, suspensions or solutions. The

formulations and pharmaceutical compositions can be prepared using conventional pharmaceutically acceptable excipients and additives and conventional techniques. Such pharmaceutically acceptable excipients and additives include non-toxic compatible fillers, binders, disintegrants, buffers, preservatives, anti-oxidants, lubricants, flavorings, thickeners, coloring agents, emulsifiers and the like.

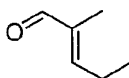
The daily dose of a compound of formula I for treatment of a disease or condition cited above is about 0.001 to about 100 mg/kg of body weight per day, preferably about 0.001 to about 10 mg/kg. For an average body weight of 70 kg, the dosage level is therefore from about 0.1 to about 700 mg of drug per day, given in a single dose or 2-4 divided doses. The exact dose, however, is determined by the attending clinician and is dependent on the potency of the compound administered, the age, weight, condition and response of the patient.

Following are examples of preparing starting materials and compounds of formula I. In the procedures, the following abbreviations are used: room temperature (rt), tetrahydrofuran (THF), ethyl ether (Et<sub>2</sub>O), methyl (Me), ethyl (Et), ethyl acetate (EtOAc), dimethylformamide (DMF), 4-dimethylaminopyridine (DMAP), 1,8-diazabicyclo[5.4.0]undec-7-ene (DBU), 1,3-dicyclohexylcarbodiimide.

#### Preparation 1

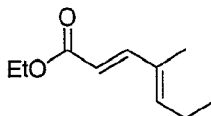


Step 1:



See *J. Org. Chem.*, 59 (17) (1994), p. 4789.

Step 2:

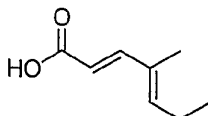


To a suspension of 60% NaH (7.42 g, 185.5 mmol, 1.3 eq) in 300 ml THF at 0°C was added dropwise triethylphosphono acetate (37 ml, 186.5 mmol, 1.3 eq) and the mixture was stirred at 0°C for 30 min. The product of Step 1 (14.0 g, 142.7 mmol) was added and the mixture was stirred at 0°C for 30 min. The reaction was quenched by the addition of aq. NH<sub>4</sub>Cl (500 ml), the THF was evaporated and the aqueous phase was extracted with 3x200 ml of Et<sub>2</sub>O, the combined organic layer was washed with brine (300 ml), dried over MgSO<sub>4</sub>, filtered and evaporated to give the crude mixture which was chromatographed (5% Et<sub>2</sub>O-hexane) to give 18.38 g (77% yield) of liquid.

$^1\text{H}$  NMR (400 MHz,  $\text{CDCl}_3$ ) 7.29 (d, 1H,  $J = 15.4$ ), 5.86 (t, 1H,  $J = 7.4$ ), 5.76 (d, 1H,  $J = 15.4$ ), 4.18 (q, 2H,  $J = 7.2$ ), 2.22-2.15 (m, 2H), 1.74 (d, 3H,  $J = 0.7$ ), 1.27 (t, 3H,  $J = 7.2$ ), 1.00 (t, 3H,  $J = 7.7$ ).

$^{13}\text{C}$  NMR (100 MHz,  $\text{CDCl}_3$ ) 167.29, 149.38, 143.45, 132.04, 115.39, 60.08, 22.14, 14.42, 13.58, 12.05.  
 5 MS: 169 ( $\text{MH}^+$ ).

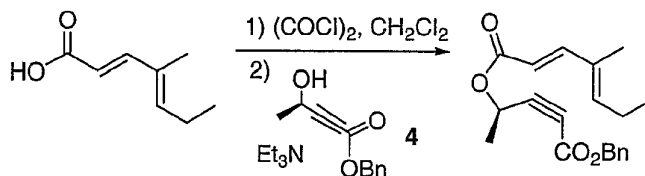
Step 3:



10 To a solution of the product of Step 2 (6.4 g, 38 mmol) in THF and MeOH (40 ml each) was added a solution of KOH (6.4 g, 114 mmol, 3 eq) in  $\text{H}_2\text{O}$  (40 ml). The mixture was stirred at rt for 2 h, cooled to  $0^\circ\text{C}$  and  $\text{H}_2\text{O}$  (100 ml) and 1N HCl (150 ml) were added. The mixture was extracted with EtOAc (3x100 ml), the combined organic layer was washed with  $\text{H}_2\text{O}$  (150 ml) and brine (150 ml), dried over  $\text{MgSO}_4$ ,  
 15 filtered and evaporated to give 5.26 g (99% yield) of crystalline solid.

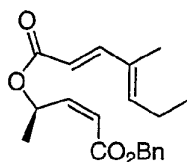
$^1\text{H}$  NMR (400 MHz,  $\text{CDCl}_3$ ) 7.40 (d, 1H,  $J = 16$ ), 5.95 (t, 1H,  $J = 7.2$ ), 5.79 (d, 1H,  $J = 16$ ), 2.26-2.19 (m, 2H), 1.78 (s, 3H), 1.04 (t, 3H,  $J = 7.6$ ).

Step 4:



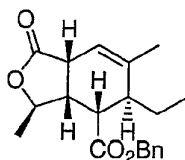
20 To a solution of the product of Step 3 (2.0 g, 14.3 mmol) in  $\text{CH}_2\text{Cl}_2$  (70 ml) was added oxalyl chloride (2.5 ml, 28.7 mmol, 2 eq.) followed by DMF (33  $\mu\text{l}$ , 3 mol%). The mixture was stirred at rt for 1 h, then the solvent was evaporated to give the crude acid chloride which was dissolved in  $\text{CH}_2\text{Cl}_2$  (70 ml) and cooled to  $0^\circ\text{C}$ . To this  
 25 was added DMAP (175 mg, 1.43 mmol, 0.1 eq.) and a solution of alcohol 4 (2.62 g, 12.8 mmol, 0.9 eq.) in  $\text{CH}_2\text{Cl}_2$  (5 ml) followed by  $\text{Et}_2\text{N}$  (4 ml, 28.7 mmol, 2 eq.). The mixture was stirred at  $0^\circ\text{C}$  for 2 h, diluted with  $\text{Et}_2\text{O}$  (200 ml), washed with aq.  $\text{NaHCO}_3$  and brine (200 ml each), and dried over  $\text{MgSO}_4$ . The solution was filtered,  
 30 to provide 3.56 g (85%) of pale-yellow resin.

$^1\text{H}$  NMR (400 MHz,  $\text{CDCl}_3$ ) 7.38-7.33 (m, 6H), 5.93 (t, 1H,  $J = 7.4$ ), 5.77 (d, 1H,  $J = 15.6$ ), 5.62 (q, 1H,  $J = 6.2$ ), 5.20 (s, 2H), 2.25-2.18 (m, 2H), 1.76 (d, 3H,  $J = 0.4$ ), 1.58 (d, 3H,  $J = 6.2$ ), 1.03 (t, 3H,  $J = 7.4$ ).

Step 5:

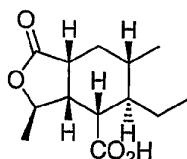
- To a solution of the product of Step 4 (3.19 g, 9.8 mmol) in THF (50 ml) was added Lindlar catalyst (320 mg, 10 wt%) and quinoline (230  $\mu$ l, 2.0 mmol, 0.2 eq.).
- 5 The suspension was stirred under 1 atm. H<sub>2</sub> until the starting material was consumed. The solution was filtered through celite™ and evaporated. The resin was dissolved in EtOAc (250 ml) and washed with 1N HCl (3x100 ml) and brine (100 ml). The solution was dried over MgSO<sub>4</sub>, filtered and evaporated to give 3.17 g of crude alkene which was used directly in the next step.

10

Step 6:

- A solution of the product of Step 5 (3.15 g, 9.6 mmol) in *m*-xylene (100 ml) was heated at 185°C for 10 h. The solution was cooled to rt and stirred for 1 hour with
- 15 DBU (290  $\mu$ l, 1.94 mmol, 0.2 eq.). The solvent was evaporated and the crude was chromatographed with 10% EtOAc-hexane to provide 1.1 g (35%) of *exo* product.
- <sup>1</sup>H NMR (400 MHz, CDCl<sub>3</sub>) 7.38-7.34 (m, 5H), 5.45 (br s, 1H), 5.14 (ABq, J = 12.0, 22.8, 2H), 4.52 (dq, J = 6.1, 8.1, 1H), 3.26-3.23 (m, 1H), 2.87 (dd, J = 9.4, 4.6, 1H), 2.62 (dt, J = 8.1, 4.5, 1H), 2.54 (br s, 1H), 1.71 (t, J = 1.2, 3H), 1.69-1.60 (m, 1H),
- 20 1.50-1.44 (m, 1H), 1.20 (d, J = 6.4, 3H), 0.77 (t, J = 7.4, 3H).
- <sup>13</sup>C NMR (100 MHz, CDCl<sub>3</sub>) 175.25, 173.04, 137.86, 135.00, 128.38, 128.34, 128.30, 116.54, 76.64, 66.70, 42.85, 42.14, 41.40, 37.27, 22.52, 21.65, 20.44, 8.98
- [ $\alpha$ ]<sub>D</sub><sup>22</sup> = -64.4 (c 1, CH<sub>2</sub>Cl<sub>2</sub>).
- HRMS: 329.1754, calculated 329.1753.

25

Step 7:

- To a solution of the product of Step 6 (1.35 g, 4.1 mmol) in EtOAc (30 ml) was added 10% Pd-C (140 mg, 10 wt%) and the suspension was stirred under H<sub>2</sub> balloon
- 30 for 5 h. The mixture was filtered through celite™ and concentrated. The crude material was dissolved in MeOH (30 ml), PtO<sub>2</sub> (100mg) was added and the mixture

was shaken in a Parr vessel at 50 Psi H<sub>2</sub> for 2 days. The mixture was filtered through celite™ and evaporated to give 980 mg (99%) of the acid as foam.

<sup>1</sup>H NMR (400 MHz, CDCl<sub>3</sub>) 4.73-4.66 (m, 1H), 2.71 (dd, J = 11.8, 5.4, 1H), 2.68-2.62 (m, 1H), 2.53 (dt, J = 10.0, 6.4, 1H), 1.92, ddd, J = 13.4, 6.0, 2.6, 1H), 1.63-1.57 (m, 1H), 1.52-1.20 (unresolved m, 3H), 1.30(d, J = 5.9, 3H), 0.96 (d, J = 6.6, 3H), 0.93-0.89 (m, 1H), 0.80 (t, J = 7.5, 3H).

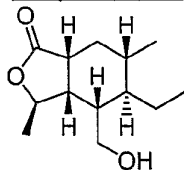
MS: 319.1 (MH<sup>+</sup>.DMSO).

#### Step 8:

To a solution of the product of Step 7 (490 mg, 2.04 mmol) in CH<sub>2</sub>Cl<sub>2</sub> (20 ml) was added oxalyl chloride (360 μl, 4.13 mmol, 2 eq.) followed by 1 drop of DMF. The solution was stirred at rt for 1 hour and the solvent was removed to provide the crude acid chloride, which was dissolved in toluene (20 ml) and cooled to 0°C. To this was added Pd(PPh<sub>3</sub>)<sub>4</sub> (236 mg, 0.20 mmol, 0.1 eq.) followed by Bu<sub>3</sub>SnH (825 μl, 3.07 mmol, 1.5 eq.). The mixture was stirred for 3 hours at 0°C, concentrated and chromatographed with 25% EtOAc-hexane to provide the title compound 220 mg (48%) as a resin.

<sup>1</sup>H NMR (400 MHz, CDCl<sub>3</sub>) 9.72 (d, J = 3.6, 1H), 4.70 (dq, J = 5.7, 9.5, 1H), 2.71-2.64 (m, 2H), 2.56-2.51 (m, 1H), 1.98 (ddd, J = 13.5, 6.1, 2.9, 1H), 1.68-1.59 (m, 3H), 1.52-1.37 (m, 1H), 1.36 (d, J = 5.9, 3H), 1.32-1.20 (m, 1H), 1.00 (d, J = 6.2, 3H), 0.80 (d, J = 7.3, 3H).

#### Preparation 2

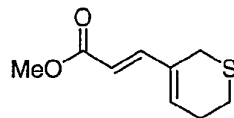


Step 1:



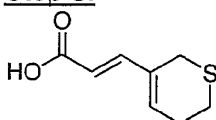
The thiopyran enal was prepared according to the procedure of McGinnis and Robinson, *J. Chem. Soc.*, 404 (1941), 407.

Step 2:

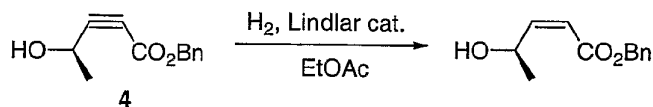


To a suspension of 60% NaH (6.3 g, 158 mmol, 1.3 eq.) in THF (200 ml) at 0°C was added methyl diethylphosphonoacetate (29 ml, 158 mmol, 1.3 eq.) and the

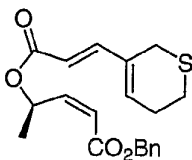
mixture was stirred at 0°C for 30 min. The solution was then transferred to a solution of the product of Step 1 (15.6 g, 122 mmol) in THF (100 ml) and stirred at 0°C for 1 h. The reaction was quenched by the addition of aq. NH<sub>4</sub>Cl (500 ml) and the THF was evaporated. The aqueous phase was extracted with Et<sub>2</sub>O (3x200 ml) and the combined organic layer was washed with H<sub>2</sub>O and brine (200 ml each). The solution was dried over MgSO<sub>4</sub>, concentrated and the resultant residue was chromatographed with 5% EtOAc-hexane to provide 13.0 g (58%) of oil. <sup>1</sup>H NMR (400 MHz, CDCl<sub>3</sub>) 7.26 (d, J = 15.9 Hz, 1H), 6.26 (t, J = 4.4 Hz, 1H), 5.78 (dd, J = 15.9, 0.6 Hz, 1H), 3.75 (s, 3H), 3.25-3.23 (m, 2H), 2.71 (t, J = 5.8 Hz, 2H), 2.57-2.53 (m, 2H).

Step 3:

To a solution of the product of Step 2 (13.0 g, 70.6 mmol) in THF and MeOH (50 ml each) was added a solution of KOH (11.9 g, 212 mmol, 3.0 eq.) in H<sub>2</sub>O (50 ml). The mixture was stirred at rt for 1 h, diluted with H<sub>2</sub>O (100 ml) and acidified with 1N HCl. The aqueous phase was extracted with EtOAc (3x200 ml) and the combined organic layer was washed with H<sub>2</sub>O and brine (300 ml each). The solution was dried over MgSO<sub>4</sub>, filtered and evaporated to give 11.66 g (97%) of pale-yellow solid. <sup>1</sup>H NMR (400 MHz, CDCl<sub>3</sub>) 7.34 (d, J = 15.6 Hz, 1H), 6.32 (t, J = 4.4 Hz, 1H), 5.78 (d, J = 15.6 Hz, 1H), 3.26 (d, J = 1.6 Hz, 2H), 2.72 (t, J = 5.8 Hz, 2H), 2.59-2.55 (m, 2H).

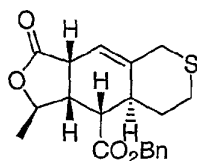
Step 4:

To a solution of 4 (5.2 g) in EtOAc (120 ml) was added Lindlar catalyst (520 mg) and the suspension was stirred under 1 atm. H<sub>2</sub>. Another portion of catalyst (500 mg) was added after 45 min. and the mixture stirred for further 30 min. The mixture was filtered through a celite™ pad and evaporated to provide 5.2 g (99%) of the desired alkene. <sup>1</sup>H NMR (400 MHz, CDCl<sub>3</sub>) 7.38-7.26 (m, 5H), 6.32 (dd, J = 11.9, 6.6 Hz, 1H), 5.86 (d, J = 12.0 Hz, 1H), 5.18 (s, 2H), 5.12-5.07 (m, 1H), 3.20 (br s, 1H), 1.34 (d, J = 6.6 Hz, 3H).

Step 5:

To a solution of the product of Step 3 (2.45 g, 14.39 mmol) in  $\text{CH}_2\text{Cl}_2$  (60 ml) at  $0^\circ\text{C}$  was added DCC (3.27 g, 15.85 mmol, 1.1 eq.) followed by DMAP (352 mg, 2.88 mmol, 0.2 eq.) and the mixture was stirred at  $0^\circ\text{C}$  for 30 min. To this was added a solution of 3.27 g (15.85 mmol, 1.1 eq.) of the alcohol of Step 4 in 10 ml of  $\text{CH}_2\text{Cl}_2$  and the mixture was stirred at  $0^\circ\text{C}$  for 5 hr and at rt for 1 hr. The solution was diluted with 350 ml of  $\text{Et}_2\text{O}$  and washed with 2x200 ml of aq. citric acid, 200 ml of aq.  $\text{NaHCO}_3$  and 200 ml of brine. The solution was dried over  $\text{MgSO}_4$ , filtered, concentrated and the resultant residue was chromatographed with 6%  $\text{EtOAc}$ -hex to provide 2.1 g (41%) of resin.  $^1\text{H}$  NMR (400 MHz,  $\text{CDCl}_3$ ) 7.38-7.32 (m, 5H), 7.45 (d,  $J = 16.0$  Hz, 1H), 6.38-6.34 (m, 1H), 6.26 (t,  $J = 4.6$  Hz, 1H), 6.21 (d,  $J = 11.6$  Hz, 1H), 6.19 (d,  $J = 11.2$  Hz, 1H), 5.85 (dd,  $J = 11.6, 1.2$  Hz, 1H), 5.76 (d,  $J = 16.0$  Hz, 1H), 5.18 (d,  $J = 1.2$  Hz, 2H), 3.24 (d,  $J = 2.0$  Hz, 2H), 2.71 (t, 2H,  $J = 5.6$  Hz, 2H), 2.56-2.52 (m, 2H), 1.41 (d,  $J = 6.4$  Hz, 3H).

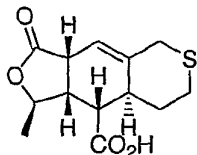
15 Step 6:



A solution of the product of Step 5 (2.1 g, 5.85 mmol) in *m*-xylene (50 ml) was heated at  $200^\circ\text{C}$  for 6 hours in a sealed tube. The solution was cooled to rt and stirred with DBU (178  $\mu\text{l}$ , 1.19 mmol, 0.2 eq.) for 1 h, concentrated and chromatographed with 15%  $\text{EtOAc}$ -hexane to provide 1.44 g (69%) of the desired *exo* product.  $^1\text{H}$  NMR (400 MHz,  $\text{CDCl}_3$ ) 7.39-7.35 (m, 5H), 5.46 (br s, 1H), 5.16 (ABq,  $J = 21.6, 12.0$  Hz, 2H), 4.42 (dq,  $J = 9.2, 6.0$  Hz, 1H), 3.36-3.33 (m, 2H), 3.08 (dd,  $J = 14.4, 2.4$  Hz, 1H), 2.85 (ddd,  $J = 13.9, 12.4, 2.5$  Hz, 1H), 2.72-2.57 (m, 4H), 2.27-2.21 (m, 1H), 1.47-1.25 (m, 1H), 1.12 (d,  $J = 6.4$  Hz, 3H).

25

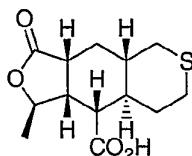
Step 7:



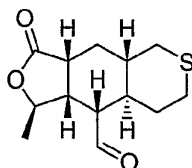
To a solution of the product of Step 6 (750 mg, 2.09 mmol) in  $\text{CH}_2\text{Cl}_2$  (10 ml) at  $-78^\circ\text{C}$  was added  $\text{BBr}_3$  in  $\text{CH}_2\text{Cl}_2$  (4.2 ml of 1M solution). The solution was stirred at  $-78^\circ\text{C}$  for 30 min. and at  $0^\circ\text{C}$  for 30 min, then poured into aq.  $\text{K}_2\text{CO}_3$  (100 ml). The aqueous phase washed with  $\text{Et}_2\text{O}$  (2x50 ml) and the organic layer was back extracted with aq.  $\text{K}_2\text{CO}_3$  (50 ml). The combined aqueous phase was acidified with 1N HCl and extracted with  $\text{EtOAc}$  (3x50 ml). The  $\text{EtOAc}$  layer was washed with brine (50 ml), dried over  $\text{MgSO}_4$ , filtered and evaporated to provide 500 mg (89%) of acid.  $^1\text{H}$  NMR

(400 MHz, CDCl<sub>3</sub>) 5.50 (br s, 1H), 4.47 (dq, J = 9.6, 6.0 Hz, 1H), 3.43-3.39 (m, 1H), 3.36 (d, J = 15.6 Hz, 1H), 3.10 (dd, J = 14.0, 2.4 Hz, 1H), 2.91-2.84 (m, 1H), 2.82-2.77 (m, 1H), 2.70 (dd, J = 10.6, 4.2 Hz, 1H), 2.69-2.63 (m, 1H), 2.57-2.52 (m, 1H), 2.34-2.29 (m, 1H), 1.53-1.42 (m, 1H), 1.34 (d, J = 6.0 Hz, 3H).

5

Step 8:

To a solution of the product of Step 7 (500 mg, 1.86 mmol) in MeOH (30 ml) was added AcOH (3 ml) and PtO<sub>2</sub> (250 mg) and the suspension was shaken under 40  
10 Psi H<sub>2</sub> in a Parr vessel for 1.5 days. The catalyst was filtered off with a Celite™ pad, the solution was concentrated and the resultant residue was dissolved in AcOH-MeOH-CH<sub>2</sub>Cl<sub>2</sub> mixture (0.5:2:97.5 v/v/v) and filtered through a short SiO<sub>2</sub> column to provide 400 mg (79%) of the reduced product as a resin which solidified on standing.  
15 <sup>1</sup>H NMR (400 MHz, CDCl<sub>3</sub>) 4.68 (dq, J = 9.4, 5.9 Hz, 1H), 2.76-2.69 (m, 2H), 2.60-2.55 (m, 3H), 2.49 (d, J = 11.6 Hz, 1H), 2.10 (br s, 1H), 1.93 (ddd, J = 13.5, 6.0, 2.7 Hz, 1H), 1.60-1.48 (m, 2H), 1.45-1.19 (m, 3H), 1.33 (d, J = 5.6 Hz, 3H).

Step 9:

To a solution of the product of Step 8 (97 mg, 0.36 mmol) in CH<sub>2</sub>Cl<sub>2</sub> (4 ml) was added oxalyl chloride (94 μl) followed by 1 drop of DMF. The solution was stirred for 1 hour at rt and concentrated to provide the crude acid chloride which was dissolved in toluene (3 ml) and cooled to 0°C. Pd(PPh<sub>3</sub>)<sub>4</sub> (42 mg, 0.04 mmol, 0.1 eq.) was added, followed by Bu<sub>3</sub>SnH (94 μl). The mixture was stirred at 0° C for 3 h,  
25 concentrated and chromatographed with 25% EtOAc-hexane to provide 73 mg (80%) of aldehyde as white solid. <sup>1</sup>H NMR (400 MHz, CDCl<sub>3</sub>) 9.75 (d, J = 2.8 Hz, 1H), 4.62 (dq, J = 9.7, 6.0 Hz, 1H), 2.8-2.70 (m, 2H), 2.65-2.55 (m, 3H), 2.50 (d, J = 7.2 Hz), 2.10 (ddd, J = 13.2, 6.4, 3.0 Hz, 1H), 1.94 (ddd, J = 13.6, 6.0, 3.0, 1H), 1.69 (dq, J = 10.9 Hz, 3.00 Hz, 1H), 1.58-1.48 (m, 1H), 1.42-1.20 (m, 3H), 1.33(d, J = 6.4 Hz, 3H).

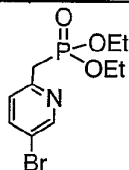
30

Step 10:

To a solution of the product of Step 9 (90 mg, 0.35 mmol) in MeOH (10 ml) (4:1 v/v) at 0 °C, excess NaBH<sub>4</sub> was added and the mixture stirred for 15 min at 0°C.

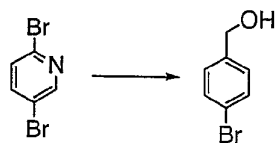
The reaction was quenched with aq.  $\text{NH}_4\text{Cl}$  (50 ml) and extracted with EtOAc (3x20 ml). The combined organic layer was washed with brine (50 ml), dried over  $\text{MgSO}_4$  and concentrated to provide the crude alcohol. A solution of the alcohol in MeOH-THF (6 ml, 1:1 v/v) was added to a flask containing excess Raney nickel which was washed with dioxane and THF. The suspension was heated at reflux for 3 h, cooled, filtered, concentrated and chromatographed with 25% EtOAc-hex to provide 54 mg (67%) of title compound as a resin.  $^1\text{H}$  NMR (400 MHz,  $\text{CDCl}_3$ ) 4.70 (dq,  $J = 9.7, 5.9$  Hz, 1H), 3.73 (dd,  $J = 10.5, 3.4$  Hz, 1H), 3.62 (dd,  $J = 10.5, 7.6$  Hz, 1H), 2.60-2.53 (m, 1H), 2.46 (ddd,  $J = 9.6, 7.2, 5.2$  Hz, 1H), 1.90 (ddd,  $J = 13.5, 6.1, 3.1$  Hz, 1H), 1.87-1.81 (m, 1H), 1.77 (br s, 1H), 1.66-1.59 (m, 1H), 1.50 (d,  $J = 6.0$  Hz, 3H), 1.48-1.36 (m, 2H), 1.25-1.14 (m, 2H), 0.93 (d,  $J = 6.6$  Hz, 3H), 0.78 (d,  $J = 7.5$  Hz, 3H).  $^{13}\text{C}$  NMR (100 MHz,  $\text{CDCl}_3$ ) 178.58, 77.63, 61.79, 45.10, 42.49, 39.37, 38.65, 33.44, 31.96, 21.39, 19.91, 19.74, 7.26.

### Preparation 3



15

#### Step 1:



Prepared according to the procedure described in Wang *et al.*, *Tet. Lett.*, 41, (2000), p. 4335-4338.

20

#### Step 2:

To a solution of the product of Step 1 (20 g, 106 mmol) and  $\text{Et}_3\text{N}$  (17.8 ml, 128 mmol, 1.2 eq.) in  $\text{CH}_2\text{Cl}_2$  (300 ml) kept  $\sim -30^\circ\text{C}$  was slowly added  $\text{CH}_3\text{SO}_2\text{Cl}$  (9.1 ml, 118 mmol, 1.1 eq.). The slurry was stirred for 1 hour while it warmed up to  $0^\circ\text{C}$ . The reaction mixture was diluted with aq.  $\text{NaHCO}_3$  (500 ml) and the organic layer was separated. The aqueous layer was extracted with  $\text{Et}_2\text{O}$  (2x200 ml) and the combined organic layers were washed with aq.  $\text{NaHCO}_3$  (2x300 ml) and brine (300 ml). The solution was dried over  $\text{MgSO}_4$ , filtered and evaporated to give the crude mesylate, which was used as such for the next step.

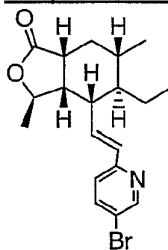
$^1\text{H}$  NMR: 8.67 (d,  $J = 2.0$  Hz, 1H), 7.89 (dd,  $J = 8.4, 2.4$  Hz, 1H), 7.33 (d,  $J = 8.4$  Hz, 1H), 5.28 (s, 2H), 3.10 (s, 3H).

30

Step 3:

To a suspension of 60% NaH (8.5 g, 212 mmol 2.0 eq.) in THF (500 ml) at rt was added diethylphosphite (27.4 ml, 213 mmol, 2 eq.) drop by drop and the mixture was stirred for 1 h. To this cloudy solution was added a solution of the product of Step 2 in THF (125 ml) and the mixture was stirred at rt for 1 h. The reaction was quenched by the addition of H<sub>2</sub>O (500 ml), the THF was evaporated and the aq. layer was extracted with EtOAc (4x150 ml). The combined organic layers were washed with aq. K<sub>2</sub>CO<sub>3</sub> (2x300 ml), brine (300 ml), dried over MgSO<sub>4</sub>, filtered, evaporated and the crude product was chromatographed with 5:95 CH<sub>3</sub>OH-CH<sub>2</sub>Cl<sub>2</sub> to give 31.7 g (97%) of oil.

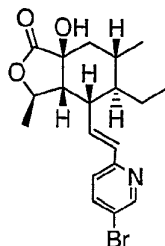
<sup>1</sup>H NMR: 8.59 (d, J = 2.0 Hz, 1H), 7.76 (dd, J = 8.2, 2.1 Hz, 1H), 7.29 (dd, J = 8.2, 2.2 Hz, 1H), 4.12-4.05 (m, 4 H), 3.36 (d, J = 22.0 Hz, 2H), 1.27 (t, J = 7.0 Hz, 6H).

Preparation 4

To a solution of the product of Preparation 3 (15 g, 49 mmol, 1.5 eq.) in THF (100 ml) at 0 °C was added 1M LHMDS in THF (49 ml, 49 mmol, 1.5 eq.) and the solution was stirred for 30 min. To this was added Ti(O<sup>i</sup>Pr)<sub>4</sub> (14.4 ml, 49 mmol, 1.5 eq.) followed by a solution of the product of Preparation 1 (7.3 g, 32 mmol) in THF (30 ml) and the mixture was stirred at rt for 45 min. The solution was diluted with aq. potassium sodium tartrate (300 ml) and the THF was evaporated. The slurry was extracted with EtOAc (4x100 ml) and the combined organic layer washed with brine (100 ml), dried over MgSO<sub>4</sub>, filtered, concentrated and the resultant crude product was chromatographed with 15:85 EtOAc-hexane to provide 11.8 g (96%) of foam.

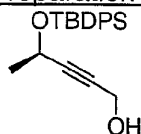
<sup>1</sup>H NMR: 8.58 (d, J = 2.4 Hz, 1H), 7.74 (dd, J = 8.4, 2.8 Hz, 1H), 7.09 (d, J = 8.4 Hz, 1H), 6.55 (dd, J = 15.6, 10.0 Hz, 1H), 6.45 (d, J = 16.0 Hz, 1H), 4.75-4.68 (m, 1H), 2.69-2.56 (m, 2H), 2.32 (dt, J = 10.1, 6.5 Hz, 1H), 1.98 (ddd, J = 13.4, 6.6, 2.8 Hz, 1H), 1.67-1.59 (m, 1H), 1.47-1.39 (m, 2H), 1.37 (d, J = 5.9 Hz, 3H), 1.31-1.20 (m, 2H), 0.98 (d, J = 6.2 Hz, 3H), 0.73 (t, J = 7.5 Hz, 3H).

30

Preparation 5

To a solution of the product of Preparation 4 (7.2 g, 19 mmol), in THF (100 ml) at  $-78^{\circ}\text{C}$  was added 1M LHMDS in THF (23 ml, 23 mmol, 1.2 eq.). The solution was stirred for 30 min at  $-78^{\circ}\text{C}$ , 30 min at  $0^{\circ}\text{C}$  and cooled back to  $-78^{\circ}\text{C}$ . To this was added a solution of (1S)-(+)-(10-camphorsulfonyl)oxaziridine (6.0 g, 26 mmol, 1.4 eq.) in THF (50 ml) and the mixture was stirred for 1 hour at  $-78^{\circ}\text{C}$  and 1.5 hours at  $0^{\circ}\text{C}$ . To the solution was added aq.  $\text{NH}_4\text{Cl}$  (300 ml), THF was evaporated and the aqueous layer was extracted with EtOAc (4x100 ml). The combined organic layer was washed with brine (100 ml), dried over  $\text{MgSO}_4$ , filtered, concentrated and the crude product was chromatographed with 15:20:65 EtOAc- $\text{CH}_2\text{Cl}_2$ -hex to provide 6.4 g (85%) of foam.

$^1\text{H NMR}$ : 8.56 (d,  $J = 2.0$  Hz, 1H), 7.72 (dd,  $J = 8.4$  Hz, 1H), 7.07 (d,  $J = 8.4$  Hz, 1H), 6.56 (dd,  $J = 15.6, 9.8$  Hz, 1H), 6.48 (d,  $J = 15.6$  Hz, 1H), 4.62-4.55 (m, 1H), 3.72 (br s, 1H), 2.80-2.74 (m, 1H), 2.28 (dd,  $J = 9.6, 5.6$  Hz, 1H), 1.81-1.78 (m, 2H), 1.63-1.58 (m, 1H), 1.44-1.27 (m, 3H), 1.37 (d,  $J = 6.0$  Hz, 3H), 0.94 (d,  $J = 6.4$  Hz, 3H), 0.73 (t,  $J = 7.5$  Hz, 3H).

Preparation 620 Step 1:

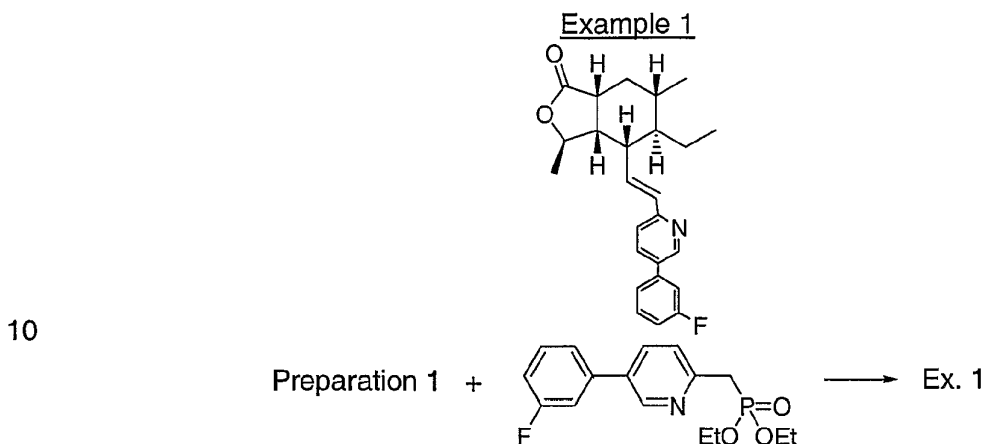
To a solution of (R)-(+)-3-butyn-2-ol (5 ml, 64 mmol) in  $\text{CH}_2\text{Cl}_2$  (100 ml) at rt was added DMAP (780 mg, 6.4 mmol, 0.1 eq.), *tert*-butylchlorodiphenylsilane (17.4 ml, 67 mmol, 1.05 eq.) and  $\text{Et}_3\text{N}$  (9.8 ml, 70 mmol, 1.1 eq.). The mixture was stirred overnight, diluted with  $\text{Et}_2\text{O}$  (400 ml), washed with 1N HCl (2x200 ml), aq.  $\text{NaHCO}_3$  (200 ml), brine (200 ml), dried over  $\text{MgSO}_4$ , filtered and evaporated to give ~20 g of oil which was used as such for the next step.

Step 2:

To a solution of the product of Step 1 in THF (200 ml) at  $-78^{\circ}\text{C}$  was added 2.5M BuLi in hexanes (30.4 ml, 76 mmol, 1.1 eq.), the solution was stirred for 1 hour and solid paraformaldehyde (4.15 g, 138 mmol, 2.0 eq.) was added. The mixture was

stirred for 15 min at -78°C, 1 hour at rt, then quenched with the addition of aq. NH<sub>4</sub>Cl (500 ml). The THF was evaporated and the aqueous layer was extracted with EtOAc (3x200 ml). The combined organic layers were washed with H<sub>2</sub>O (2x300 ml) and brine (300 ml), dried over MgSO<sub>4</sub>, filtered, evaporated and the crude was chromatographed with 10% EtOAc-hex to provide 16.5 g (71%) of resin.

<sup>1</sup>H NMR: 7.77-7.74 (m, 2H), 7.71-7.68 (m, 2H), 7.46-7.36 (m, 6H), 4.53 (tq, J = 1.8, 6.5 Hz, 1H), 4.08 (dd, J = 6.2, 1.8 Hz), 2.82 (d, J = 6.4 Hz, 3H), 1.07 (s, 9H).



To a solution of the phosphonate (650 mg, 2.01 mmol, 2 eq.) in THF (8 ml) at 0°C was added BuLi in hexanes (790 µl of 2.5M solution, 2.0 mmol, 2 eq.), the mixture was stirred for 10 min, then Ti(O<sup>i</sup>Pr)<sub>4</sub> (590 µl, 2.0 mmol, 2 eq.) was added and the solution was stirred at rt for 10 min. To this was added a solution of the product of Preparation 1 (220 mg, 0.98 mmol) in THF (3 ml) and the mixture was stirred at rt for 1.5 h. To the solution was added aq. Rochelles's salt (100 ml) and THF was evaporated. The aqueous phase was extracted with EtOAc (3x30 ml) and the combined organic layer was washed with brine (50 ml). The solution was dried over MgSO<sub>4</sub>, concentrated and the resultant residue was chromatographed with 20% EtOAc-hexane to provide the title compound (240 mg, 62%) as a resin.

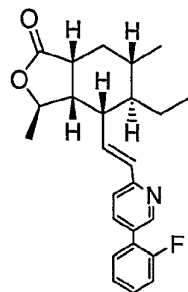
<sup>1</sup>H NMR (400 MHz, CDCl<sub>3</sub>) 8.78 (d, J = 2.0, 1H), 7.82 (dd, J = 2.4, 8.0, 1H), 7.44 (dt, J = 5.7, 8.1, 1H), 7.36 (dt, J = 1.2, 7.7, 1H), 7.30-7.25 (m, 2H), 7.09 (ddt, J = 2.5, 1.0, 8.4, 1H), 6.61 (dd, J = 15.3, 8.6, 1H), 6.56 (d, J = 15.3, 1H), 4.78-4.71 (m, 1H), 2.71-2.61 (m, 2H), 2.36 (dt, J = 10.0, 6.4, 1H), 1.99 (ddd, J = 13.5, 6.1, 2.9, 1H), 1.68-1.61 (m, 1H), 1.51-1.44 (m, 2H), 1.42 (d, J = 5.9, 3H), 1.39-1.22 (m, 2H), 0.99 (d, J = 6.6, 3H), 0.76 (t, J = 7.5, 3H).

FAB HRMS: 394.2184, calculated: 394.2182.

Anal. calc'd for C<sub>25</sub>H<sub>28</sub>FNO<sub>2</sub>.HCl: C, 69.84; H, 6.80; N, 3.26. Found: C, 71.00, H, 6.96; N, 3.19.

Using a similar procedure with the appropriate phosphonate, the following compound 1A was prepared:

-33-

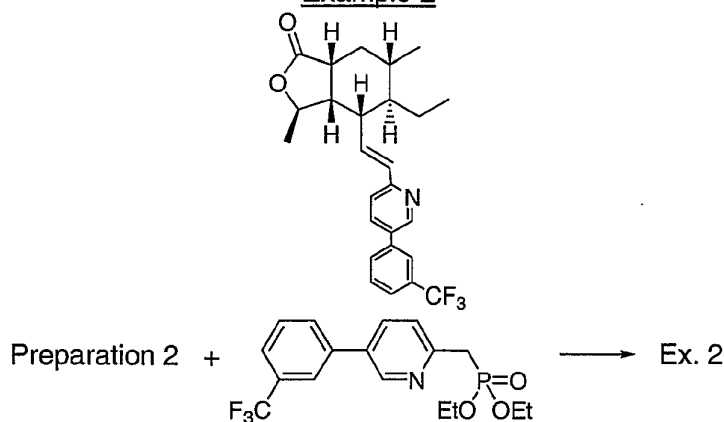


1A

<sup>1</sup>H NMR (400 MHz, CDCl<sub>3</sub>) 8.73 (bs, 1H), 7.84 (dt, J = 2.0, 8.0, 1H), 7.44 (dt, J = 1.7, 7.7, 1H), 7.40-7.34 (m, 1H), 7.30 (d, J = 8.0, 1H), 7.25 (dt, J = 7.6, 1.1, 1H), 7.18 (ddd, J = 10.6, 8.4, 1.2, 1H), 6.62 (dd, J = 15.1, 8.6, 1H), 6.56 (d, J = 15.1, 1H), 4.79-4.72 (m, 1H), 2.71-2.61 (m, 2H), 2.36 (dt, J = 10.0, 6.5, 1H), 1.99 (ddd, J = 13.5, 6.1, 2.9, 1H), 1.70-1.57 (m, 1H), 1.51-1.44 (m, 2H), 1.42 (d, J = 5.9, 3H), 1.39-1.22 (m, 2H), 0.99 (d, J = 6.6, 3H), 0.76 (t, J = 7.3, 3H).

FAB HRMS: 394.2184, calculated: 394.2182.

10

Example 2

To a solution of the product of Preparation 2 (50 mg, 0.22 mmol) in CH<sub>2</sub>Cl<sub>2</sub> (3 ml) was added NMO (78 mg, 0.67 mmol, 3 eq.) and 4 Å molecular sieves (about 50 mg). After stirring for 10 min., TPAP (8 mg, 0.02 mmol, 0.1 eq.) was added and the stirring was continued for another 40 min. The mixture was diluted with Et<sub>2</sub>O (20 ml), filtered through celite™ and concentrated to provide a residue. The residue was filtered through a short SiO<sub>2</sub> plug, eluting with 30% EtOAc-hexane to provide 38 mg of aldehyde.

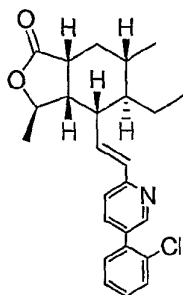
In another flask containing the phosphonate (210 mg, 0.56 mmol, 3.3 eq.) in THF (1.5 ml) at 0°C was added a 2.M solution of BuLi in hexanes (224 μl, 0.56 mmol, 3.3 eq.) and the mixture was stirred for 20 min. A solution of the above aldehyde in 1.5 ml of THF was added and the mixture was stirred at 0°C for 1 h. The solution was diluted with EtOAc (20 ml), washed with H<sub>2</sub>O (2x20 ml) and brine (20 ml), dried over MgSO<sub>4</sub>, filtered, concentrated and purified by preparative TLC using 25% EtOAc-hexane to provide 9 mg of the title compound. <sup>1</sup>H NMR (400 MHz, CDCl<sub>3</sub>)

8.79 (d, J = 2.4 Hz, 1H), 7.85 (dd, J = 8.4, 2.6 Hz, 1H), 7.81 br s, 1H), 7.76 (d, J = 7.2 Hz, 1H), 7.67-7.58 (m, 2H), 7.31 (d, J = 7.6 Hz, 1H), 6.63 (dd, J = 15.6, 9.2 Hz, 1H), 6.57 (d, J = 15.6 Hz, 1H), 4.79-4.72 (m, 1H), 2.71-2.61 (m, 2H), 2.37 (dt, J = 10.0, 6.4 Hz, 1H), 2.00 (ddd, J = 13.5, 6.3, 2.7 Hz, 1H), 1.64-1.56 (m, 1H), 1.51-1.23 (m 4H),  
 5 1.42 (d, J = 6.2 Hz, 3H), 1.00 (d, J = 6.6 Hz, 3H), 0.77 (t, J = 7.5 Hz, 3H)  
 FABHRMS: 446.2306 (MH<sup>+</sup>), Calculated 446.2280.

Using similar procedures, the following compounds were also prepared:

### Example 3

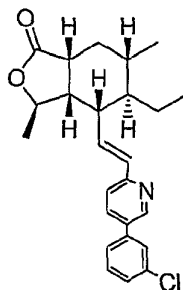
10



<sup>1</sup>H NMR (400 MHz, CDCl<sub>3</sub>) 8.62 (d, J = 2.0 Hz, 1H), 7.76 (dd, J = 8.0, 2.4 Hz, 1H), 7.51-7.48 (m, 1H), 7.37-7.26 (m, 4H), 6.65-6.55 (m, 2H), 4.78-4.71 (m, 1H), 2.71-2.61 (m, 2H), 2.36 (dt, J = 10.0, 6.4 Hz, 1H), 1.99 (ddd, J = 13.7, 6.3, 2.9 Hz, 1H), 1.68-  
 15 1.61 (m, 1H), 1.50-1.45 (m, 2H), 1.43 (d, J = 5.6 Hz, 3H), 1.33-1.25 (m, 2H), 0.99 (d, J = 6.4 Hz, 3H), 0.76 (t, J = 7.4 Hz, 3H).  
 [α]<sub>D</sub><sup>20</sup> = +13.2 °(c 0.5, MeOH).  
 FAB HRMS: 410.1891 (MH<sup>+</sup>), Calculated 410.1887.

20

### Example 4



<sup>1</sup>H NMR (400 MHz, CDCl<sub>3</sub>) 8.75 (d, J = 2.0 Hz, 1H), 7.80 (dd, J = 8.2, 2.0 Hz, 1H), 7.54 br s, 1H), 7.46-7.34 (m, 3H), 7.29 (d, J = 8.0 Hz, 1H), 6.61 (dd, J = 15.3, 9.0 Hz, 1H), 6.56 (d, J = 15.3 Hz, 1H), 4.78-4.71 (m, 1H), 2.70-2.60 (m, 2H), 2.31 (dt, J =  
 25 10.1, 6.5 Hz, 1H), 1.98 (ddd, J = 13.5, 6.4, 2.9 Hz, 1H), 1.71-1.64 (m, 1H), 1.49-1.43

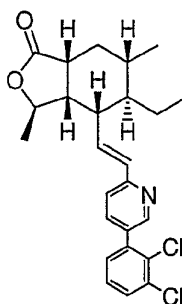
(m, 2H), 1.40 (d, J = 6.0 Hz, 3H), 1.33-1.21 (m, 2H), 0.99 (d, J = 6.4 Hz, 3H), 0.75 (t, J = 7.4 Hz, 3H) <76504-097-A-H in 2A>

$[\alpha]^{20}_D = +23.1^\circ$  (c 0.5, MeOH).

FAB HRMS: 410.1887 (MH<sup>+</sup>), Calculated 410.1887.

5

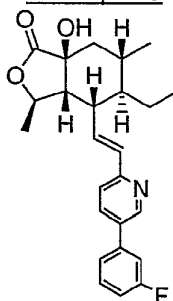
### Example 5



<sup>1</sup>H NMR (400 MHz, CDCl<sub>3</sub>) 8.58 (d, J = 2.0 Hz, 1H), 7.72 (dd, J = 8.0, 2.0 Hz, 1H),  
 10 7.50 (dd, J = 8.0, 1.6 Hz, 1H), 7.31-7.21 (m, 3H), 6.63 (dd, J = 15.5, 8.8 Hz, 1H), 6.57  
 (d, J = 15.5 Hz, 1H), 4.78-4.71 (m, 1H), 2.71-2.61 (m, 2H), 2.36 (dt, J = 10.0, 6.4 Hz,  
 1H), 1.99 (ddd, J = 13.6, 6.4, 2.8 Hz, 1H), 1.68-1.61 (m, 1H), 1.50-1.45 (m, 2H), 1.43  
 (d, J = 6.0 Hz, 3H), 1.35-1.22 (m, 2H), 0.99 (d, J = 6.4 Hz, 3H), 0.76 (t, J=7.4 Hz, 3H)  
 $[\alpha]^{20}_D = +5.8^\circ$  (c 0.4, MeOH).

15 FAB HRMS: 444.1491 (MH<sup>+</sup>), Calculated 444.1497.

### Example 6



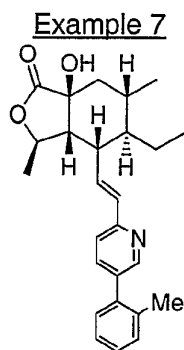
To a solution of the product of Example 1 (540 mg, 1.37 mmol) in THF (8 ml) at  
 20 -78 °C was added 1M LHMDS solution in THF (1.65 ml, 1.65 mmol, 1.2 eq.). The  
 solution was stirred at -78 °C for 15 min. and at 0 °C for 30 min. It was cooled back  
 to -78 °C and a solution of (1S)-(+)-(10-camphorsulfonyl)oxaziridine (475 mg, 2.10  
 mmol, 1.5 eq.) in THF (4 ml) was added. The mixture was stirred at -78 °C for 15  
 25 min. then allowed to warm up slowly to rt. To the mixture was added aq. NH<sub>4</sub>Cl (100  
 ml) and it was then extracted with EtOAc (3x30 ml). The combined organic layer was  
 washed with 30 ml brine, dried over MgSO<sub>4</sub>, concentrated and chromatographed with  
 15:20:65 EtOAc-CH<sub>2</sub>Cl<sub>2</sub>-hexanes to provide 390 mg (69%) of resin.

<sup>1</sup>H NMR: 8.78 (d, J = 2.4 Hz, 1H), 7.82 (dd, J = 8.2, 2.6 Hz, 1H), 7.44 (dt, J = 6.0, 8.0 Hz, 1H), 7.37-7.35 (m, 1H), 7.29-7.25 (m, 2H), 7.09 (ddt, J = 1.0, 2.4, 8.3 Hz, 1H), 6.67-6.58 (m, 2H), 4.67-4.60 (m, 1H), 2.85-2.79 (m, 2H), 2.32 (dq, J = 1.5, 5.7 Hz, 1H), 1.89-1.82 (m, 1H), 1.79-1.75 (m, 1H), 1.70-1.61 (m, 2H), 1.54-1.46 (m, 1H), 1.45 (d, J=6.0 Hz, 3H), 1.43-1.32 (m, 1H), 0.99 (d, J = 6.6 Hz, 3H), 0.78 (t, J = 7.5 Hz, 3H).

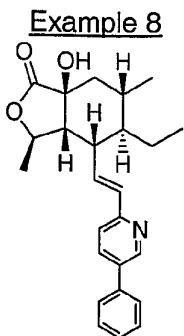
The Suzuki coupling procedure is exemplified by heating a solution of a bromide of Preparation 4 or 5 with boronic acid (1.0 to 2.0 eq.), K<sub>2</sub>CO<sub>3</sub> (4 eq.) and Pd(PPh<sub>3</sub>)<sub>4</sub> (5 to 10 mol%) in toluene:EtOH:H<sub>2</sub>O (4:2:1, v/v/v) at 100°C until the reaction is complete. The reaction mixture is diluted with H<sub>2</sub>O, extracted with EtOAc, and the organic layer is washed with brine, dried over MgSO<sub>4</sub>, filtered, concentrated and purified by chromatography to provide the desired compounds.

Using the Suzuki coupling procedure described above, the following compounds were prepared:

15



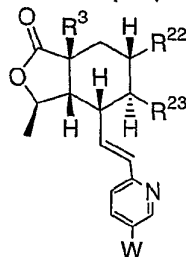
<sup>1</sup>H NMR: 8.54 (dd, J = 2.2, 0.6 Hz, 1H), 7.62 (dd, J = 8.0, 2.2 Hz, 1H), 7.31-7.25 (m, 4H), 7.22-7.20 (m, 1H), 6.65-6.56 (m, 1H), 4.67-4.60 (m, 1H), 3.20 (br s, 1H), 2.89-2.80 (m, 1H), 2.34 (ddd, J = 10.1, 5.7, 1.5 Hz, 1H), 2.30 (s, 3H), 1.91-1.77 (m, 2H), 1.70-1.64 (m, 1H), 1.55-1.43 (m, 2H), 1.45 (d, J = 6.0 Hz, 3H), 1.39-1.25 (m, 1H), 0.98 (d, J = 6.50, 3H), 0.79 (t, J = 7.5 Hz, 3H).



<sup>1</sup>H NMR: 8.80 (d, J = 2.0 Hz, 1H), 7.84 (dd, J = 8.2, 2.2 Hz, 1H), 7.58 (d, J = 7.6 Hz, 2H), 7.47 (t, J = 7.4 Hz, 2H), 7.39 (t, J = 7.2 Hz, 1H), 7.29 (d, J = 8.0 Hz, 1H), 6.65-

6.55 (m, 2H), 4.67-4.60 (m, 1H), 3.56 (br s, 1H), 2.87-2.81 (m, 1H), 2.34 (dd, J = 9.6, 5.6 Hz, 1H), 1.87-1.80 (m, 2H), 1.70-1.63 (m, 1H), 1.53-1.33 (m, 3H), 1.44 (d, J = 6.0 Hz, 3H), 0.98 (d, J = 6.5 Hz, 3H), 0.79 (t, J = 7.4 Hz, 3H).

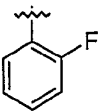
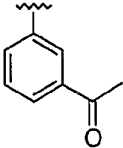
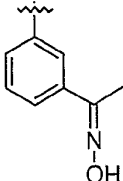
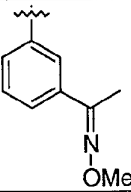
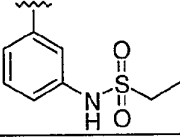
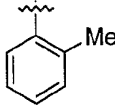
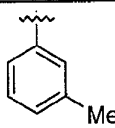
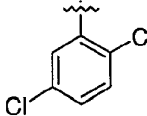
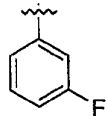
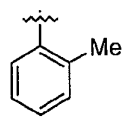
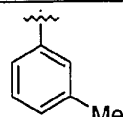
- 5 Also using the Suzuki coupling procedure with the appropriate reagents, compounds of the following structures were prepared:


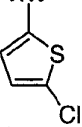

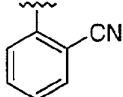
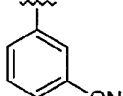
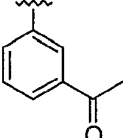
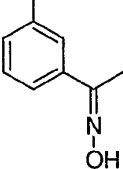
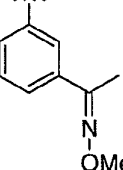
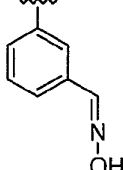
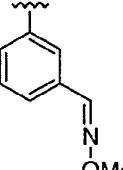


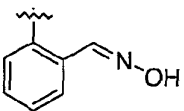
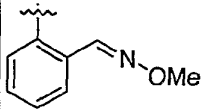
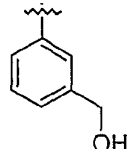
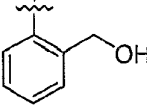
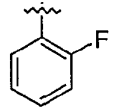
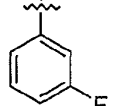
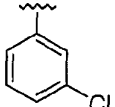
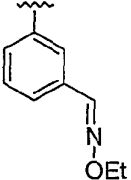
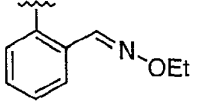
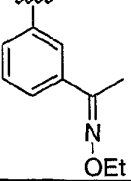

wherein  $R^3$ ,  $R^{22}$ ,  $R^{23}$  and  $W$  are as defined in the following table (Me is methyl, Et is ethyl and Ph is phenyl):

10

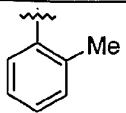
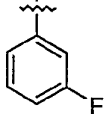

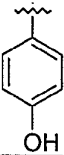
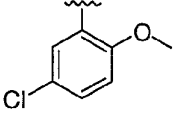
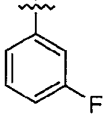
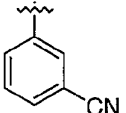
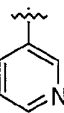
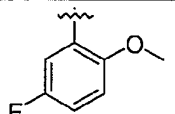
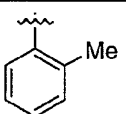
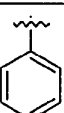
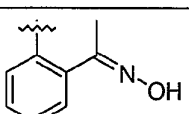
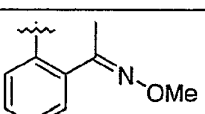
Ex.	$R^3$	$R^{22}$	$R^{23}$	W	Analytical Data
8A	H	Me	Et		HRMS (MH <sup>+</sup> ) 444.2165
8B	H	Me	Et		HRMS (MH <sup>+</sup> ) 394.2184
8C	H	Me	Et		HRMS (MH <sup>+</sup> ) 394.2184
8D	H	Me	Et		HRMS (MH <sup>+</sup> ) 410.1891
8E	H	Me	Et		HRMS (MH <sup>+</sup> ) 410.1887
8F	H	Me	Et		HRMS (MH <sup>+</sup> ) 444.1491
8G	H	H	Ph		HRMS (MH <sup>+</sup> ) 428.2026

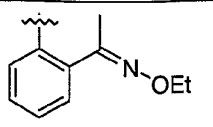
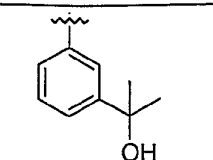
8H	H	H	Ph		HRMS (MH <sup>+</sup> ) 428.2027
8I	H	Me	Et		HRMS (MH <sup>+</sup> ) 418.2381
8J	H	Me	Et		HRMS (MH <sup>+</sup> ) 433.2490
8K	H	Me	Et		HRMS (MH <sup>+</sup> ) 447.2648
8L	H	Me	Et		HRMS (MH <sup>+</sup> ) 483.2319
8M	H	Me	Et		HRMS (MH <sup>+</sup> ) 390.2441
8N	H	Me	Et		HRMS (MH <sup>+</sup> ) 390.2437
8O	H	Me	Et		HRMS (MH <sup>+</sup> ) 444.1490
8P	Me	Me	Et		HRMS (MH <sup>+</sup> ) 408.2346
8Q	OH	Me	Et		HRMS (MH <sup>+</sup> ) 406.2380
8R	OH	Me	Et		HRMS (MH <sup>+</sup> ) 406.2376

8S	OH	Me	Et		HRMS (MH <sup>+</sup> ) 398.1788
8T	OH	Me	Et		HRMS (MH <sup>+</sup> ) 432.1392
8U	OH	Me	Et		HRMS (MH <sup>+</sup> ) 393.2181
8V	OH	Me	Et		HRMS (MH <sup>+</sup> ) 417.2178
8W	OH	Me	Et		HRMS (MH <sup>+</sup> ) 417.2178
8X	OH	Me	Et		HRMS (MH <sup>+</sup> ) 434.2330
8Y	OH	Me	Et		HRMS (MH <sup>+</sup> ) 449.2440
8ZA	OH	Me	Et		HRMS (MH <sup>+</sup> ) 463.2599
8AA	OH	Me	Et		HRMS (MH <sup>+</sup> ) 435.2275
8AB	OH	Me	Et		HRMS (MH <sup>+</sup> ) 449.2446

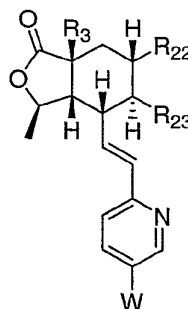
8AC	OH	Me	Et		HRMS (MH <sup>+</sup> ) 435.2279
8AD	OH	Me	Et		HRMS (MH <sup>+</sup> ) 449.2442
8AE	OH	Me	Et		HRMS (MH <sup>+</sup> ) 422.2332
8AF	OH	Me	Et		HRMS (MH <sup>+</sup> ) 422.2332
8AG	H	H	Et		HRMS (MH <sup>+</sup> ) 380.2028
8AH	H	Ph	Me		MS (MH <sup>+</sup> ) 442.1
8AI	H	Ph	Me		MS (MH <sup>+</sup> ) 458.1
8AJ	OH	Me	Et		HRMS (MH <sup>+</sup> ) 463.2589
8AK	OH	Me	Et		HRMS (MH <sup>+</sup> ) 463.2593
8AL	OH	Me	Et		HRMS (MH <sup>+</sup> ) 477.2750
8AM	OH	Me	Et		HRMS (MH <sup>+</sup> ) 392.2227

8AN	OH	Me	Et		HRMS (MH <sup>+</sup> ) 434.2695
8AO	OH	Me	Et		HRMS (MH <sup>+</sup> ) 398.1788
8AP	OH	Me	Et		HRMS (MH <sup>+</sup> ) 382.2020
8AQ	OH	Me	Et		HRMS (MH <sup>+</sup> ) 435.2282
8AR	OH	Me	Et		HRMS (MH <sup>+</sup> ) 424.0945
8AS	OMe	Me	Et		MS (MH <sup>+</sup> ) 450.1
8AT	OH	Me	Et		MS (MH <sup>+</sup> ) 436.1
8AU	OMe	Me	Et		MS (MH <sup>+</sup> ) 436.1
8AV	OH	Me	Et		HRMS (MH <sup>+</sup> ) 480.2752
8AW	OH	Me	Et		HRMS (MH <sup>+</sup> ) 436.2489
8AX	OH	Me	Et		HRMS (MH <sup>+</sup> ) 434.2325
8AY	OH	Me	Et		HRMS (MH <sup>+</sup> ) 436.2489

8AZ	OH	H	Et		MS (MH <sup>+</sup> ) 392.2
8BA	OH	H	Et		MS (MH <sup>+</sup> ) 396.3
8BB	OH	H	Et		MS (MH <sup>+</sup> ) 368.4
8BC	OH	Me	Et		HRMS (MH <sup>+</sup> ) 408.2169
8BD	OH	Me	Et		HRMS (MH <sup>+</sup> ) 456.1941
8BE	OH	H	Me		HRMS (MH <sup>+</sup> ) 382.1813
8BF	OH	H	Me		HRMS (MH <sup>+</sup> ) 389.1863
8BG	OH	H	Me		HRMS (MH <sup>+</sup> ) 365.1871
8BH	OH	Me	Et		HRMS (MH <sup>+</sup> ) 440.2243
8BI	OH	H	Me		HRMS (MH <sup>+</sup> ) 378.2064
8BJ	OH	H	Me		HRMS (MH <sup>+</sup> ) 364.1919
8BK	OH	Me	Et		HRMS (MH <sup>+</sup> ) 449.2435
8BL	OH	Me	Et		HRMS (MH <sup>+</sup> ) 463.2604

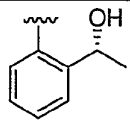
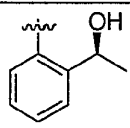
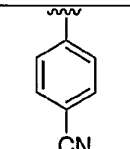
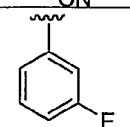
8BM	OH	Me	Et		HRMS (MH <sup>+</sup> ) 477.2751
8BN	OH	Me	Et		HRMS (MH <sup>+</sup> ) 450.2640

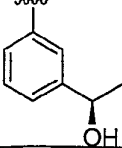
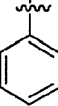
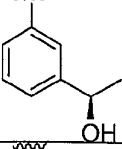
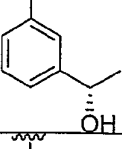
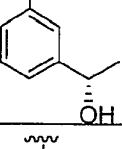
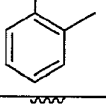
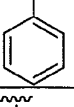
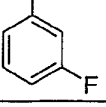
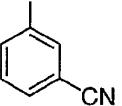
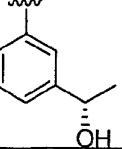
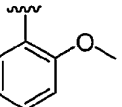
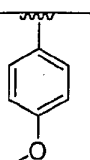
More Compounds of Example 8

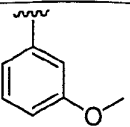
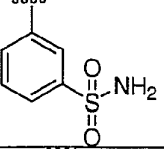
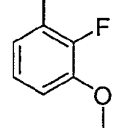
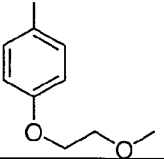
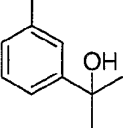
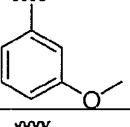
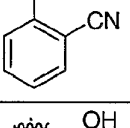
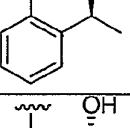
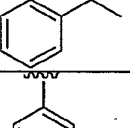
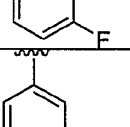
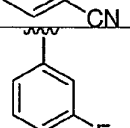
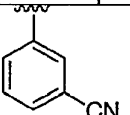



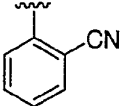
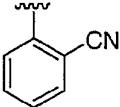
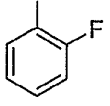
5

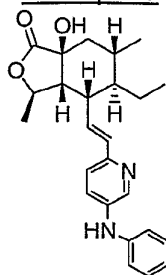
The following compounds were prepared using Suzuki type coupling procedures by using appropriate reagents.

Ex.	R <sub>3</sub>	R <sub>22</sub>	R <sub>23</sub>	W	Analytical Data
8BP	OH	H	Me		HRMS (MH <sup>+</sup> ) 408.2181
8BQ	OH	H	Me		HRMS (MH <sup>+</sup> ) 408.2181
8BR	OH	Me	Et		HRMS (MH <sup>+</sup> ) 417.2182
8BS	OH	H	Me		HRMS (MH <sup>+</sup> ) 366.1867

8BT	OH	Me	Et		HRMS (MH <sup>+</sup> ) 436.2493
8BU	OH	Me	Me		HRMS (MH <sup>+</sup> ) 378.2075
8BV	OH	H	Me		HRMS (MH <sup>+</sup> ) 408.2173
8BW	OH	H	Me		HRMS (MH <sup>+</sup> ) 408.2169
8BX	OH	Me	Et		HRMS (MH <sup>+</sup> ) 436.2492
8BY	OH	Me	Me		HRMS (MH <sup>+</sup> ) 392.2231
8BZ	H	Me	Et		MS (MH <sup>+</sup> ) 376.1
8CA	OH	Me	Me		HRMS (MH <sup>+</sup> ) 396.1969
8CB	OH	Me	Me		MS (MH <sup>+</sup> ) 403.1
8CC	OH	Me	Me		HRMS (MH <sup>+</sup> ) 422.2337
8CD	OH	Me	Et		HRMS (MH <sup>+</sup> ) 422.2336
8CE	OH	Me	Et		HRMS (MH <sup>+</sup> ) 422.2331

8CF	OH	Me	Et		HRMS (MH <sup>+</sup> ) 422.2336
8CG	OH	Me	Et		HRMS (MH <sup>+</sup> ) 471.1961
8CH	OH	Me	Et		HRMS (MH <sup>+</sup> ) 440.2234
8CI	OH	Me	Et		HRMS (MH <sup>+</sup> ) 466.2600
8CJ	OH	Me	Me		MS(MH <sup>+</sup> ) 436.1
8CK	OH	Me	Me		MS (MH <sup>+</sup> ) 409.1
8CL	OH	Me	Me		HRMS (MH <sup>+</sup> ) 403.2027
8CM	OH	Me	Me		HRMS (MH <sup>+</sup> ) 422.2336
8CN	OH	Me	Me		MS (MH <sup>+</sup> ) 422.1
8CO	H	Et	Et		MS (MH <sup>+</sup> ) 408.1
8CP	H	Me	Et		MS (MH <sup>+</sup> ) 401.1
8CQ	OH	Et	Et		MS (MH <sup>+</sup> ) 424.1
8CR	H	Me	Me		MS (MH <sup>+</sup> ) 387.1

8CS	H	Me	Me		MS (MH <sup>+</sup> ) 387.1
8CT	H	Et	Et		MS (MH <sup>+</sup> ) 415.1
8CU	OH	Me	Me		MS(MH <sup>+</sup> ) 396.2

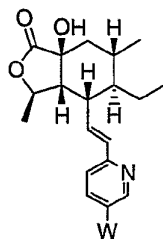
Example 9

To the product of Preparation 5 (0.127 mmol) in dry toluene (5 ml) was added  
 5 aniline (0.254 mmol, 2 eq.), potassium phosphate (0.380 mmol, 3 eq.), palladium  
 acetate (6.5 mol%) and 2-(dicyclohexylphosphino)biphenyl (13 mol%). The mixture  
 was bubbled with N<sub>2</sub> for 2 min. then heated to 120 °C in a sealed tube. After 16 h,  
 the reaction was cooled to rt, poured into water and extracted with Et<sub>2</sub>O (3x). The  
 combined extracts were washed with brine, dried with MgSO<sub>4</sub>, filtered and evaporated  
 10 to dryness. Purification by flash chromatography (2-5% CH<sub>3</sub>OH in CH<sub>2</sub>Cl<sub>2</sub>) yielded the  
 desired product in a 66% yield.

<sup>1</sup>H NMR: 8.31 (d, J = 2.8 Hz, 1H), 7.40 (dd, J = 2.8, 8.5 Hz, 1H), 7.30-7.26 (m, 2H),  
 7.15 (d, J = 8.5 Hz, 1H), 7.07 (dd, J = 0.9, 8.5 Hz, 1H), 6.97 (t, J = 7.4 Hz, 1H), 6.50  
 (d, J = 15.6 Hz, 1H), 6.25 (dd, J = 10.4, 15.6 Hz, 1H), 6.14 (s, 1H), 4.60-4.56 (m, 1H),  
 15 4.43 (br s, 1H), 2.79-2.76 (m, 1H), 2.31 (dd, J = 5.6, 9.2 Hz, 1H), 1.91-1.79 (m, 2H),  
 1.65-1.58 (m, 1H), 1.41-1.35 (m, 2H), 1.39 (d, J = 6.0 Hz, 3H), 1.31-1.25 (m, 1H),  
 0.95 (d, J = 6.4 Hz, 3H), 0.77 (t, J = 7.4 Hz, 3H).

Using a similar procedure, compounds of the formula

-47-

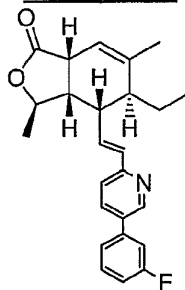


were prepared, wherein W is as defined in the table:

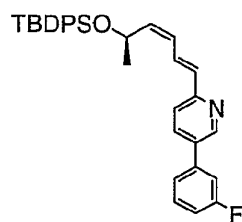
Ex.	W	Analytical Data
9A		HRMS (MH <sup>+</sup> ) 385.2490
9B		HRMS (MH <sup>+</sup> ) 415.2601
9C		HRMS (MH <sup>+</sup> ) 414.2593
9D		HRMS (MH <sup>+</sup> ) 399.2278

5

Example 10



Steps 1-3:

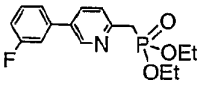


10

**Step 1:** A suspension of the alkyne of Preparation 6 (3.1 g, 9.2 mmol), quinoline (215  $\mu$ l, 1.8 mmol, 0.2 eq.), and Lindlar catalyst (310 mg, 10 wt%) in EtOAc (50 ml) was stirred under 1 atm. H<sub>2</sub> (balloon) and the reaction was monitored by NMR. After the reaction was completed, it was filtered through a celite™ pad, washed with 1N HCl and brine, dried over MgSO<sub>4</sub>, filtered and evaporated to give ~3.4 g of resin which was used as such for the next step.

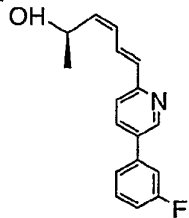
**Step 2:** Dess-Martin reagent (4.28 g, 10.1 mmol, 1.1 eq.) was added to a mixture of the product of Step 1 and NaHCO<sub>3</sub> (1.54 g, 18.3 mmol, 2 eq.) in CH<sub>2</sub>Cl<sub>2</sub> (30 ml) at rt and stirred for 1 hr. The mixture was diluted with Et<sub>2</sub>O (60 ml) and a solution of Na<sub>2</sub>S<sub>2</sub>O<sub>3</sub>·5H<sub>2</sub>O (4.55 g, 18.3 mmol, 2 eq.) and NaHCO<sub>3</sub> (1.54 g, 18.3 mmol, 2 eq.) in H<sub>2</sub>O (100 ml) and stirred vigorously until the two layers became clear. The organic layer was separated and the aq. layer was extracted with Et<sub>2</sub>O (2x50 ml). The combined organic layers were washed with aq. Na<sub>2</sub>S<sub>2</sub>O<sub>3</sub>/NaHCO<sub>3</sub> solution (100 ml), brine (100 ml), dried over MgSO<sub>4</sub>, filtered and evaporated to give ~3.5 g of aldehyde, which was used as such for the next step.

**Step 3:**

To a solution of a phosphonate of the formula  (3.9 g, 12.1 mmol, 1.3 eq.) in THF (30 ml) at 0 °C was added 60% NaH in mineral oil (480 mg, 12.0 mmol, 1.3 eq.) and the mixture was stirred for 20 min. To this was added a solution of the product of Step 2 in THF (15 ml), and after 1 hr of stirring at 0 °C, it was diluted with aq. NH<sub>4</sub>Cl (200 ml). The THF was evaporated and the aq. layer was extracted with EtOAc (3x75 ml). The combined organic layers were washed with brine (100 ml), dried over MgSO<sub>4</sub>, filtered, evaporated and the residue was chromatographed with 5% EtOAc-hex to provide 4.0 g (87%) of resin.

<sup>1</sup>H NMR: 8.75 (d, J = 2.0 Hz, 1H), 7.76 (dd, J = 8.0, 2.4 Hz, 1H), 7.73-7.66 (m, 4H), 7.47-7.26 (m, 9H), 7.19 (d, J = 8.0 Hz, 1H), 7.09 (ddt, J = 1.1, 2.5, 8.4 Hz, 1H), 7.00 (ddd, J = 15.3, 11.5, 1.1 Hz, 1H), 6.52 (d, J = 15.2 Hz, 1H), 6.05-5.99 (m, 1H), 5.74-5.69 (m, 1H), 4.93-4.86 (m, 1H), 1.28 (d, J = 6.4 Hz, 3H), 1.06 (s, 3H).

**Step 4:**

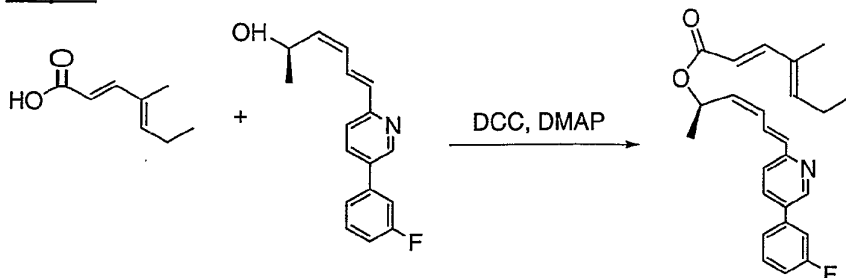


To a solution of silyl ether (4.0 g, 7.88 mmol) in THF (30 ml) at 0 °C was added 1M TBAF in THF (11.8 ml, 11.8 mmol, 1.5 eq.) and the mixture was stirred at rt for 6

h. It was diluted with aq.  $\text{NH}_4\text{Cl}$  (150 ml), the THF was evaporated and the aq. layer was extracted with EtOAc (3x60 ml). The combined organic layers were washed with  $\text{H}_2\text{O}$  (50 ml), brine (50 ml), dried over  $\text{MgSO}_4$ , filtered, evaporated and the residue was chromatographed with 30% EtOAc-hex to provide 2.0 g (94%) of resin.

- 5  $^1\text{H NMR}$ : 8.80 (d,  $J = 2.0$  Hz, 1H), 7.81 (dd,  $J = 8.0, 2.4$  Hz, 1H), 7.64 (ddd,  $J = 15.1, 11.5, 1.1$  Hz, 1H), 7.44 (dt,  $J = 5.6, 7.9$  Hz, 1H), 7.38-7.33 (m, 2H), 7.30-7.26 (m, 1H), 7.09 (ddt,  $J = 1.0, 2.5, 8.3$  Hz, 1H), 6.67 (d,  $J = 7.6$  Hz, 1H), 6.24 (t,  $J = 11.2$  Hz, 1H), 5.70-5.65 (m, 1H), 5.07-5.00 (m, 1H), 1.35 (d,  $J = 6.4$  Hz, 3H).

10 Step 5:



- 15 To a solution of the alcohol of Step 4 (110 mg, 0.41 mmol) and the acid (85 mg, 0.61 mmol, 1.5 eq.) in  $\text{CH}_2\text{Cl}_2$  (2 ml) was added DCC (130 mg, 0.63 mmol, 1.5 eq.) and DMAP (10 mg, 0.08 mmol, 0.2 eq.) and stirred at 0 °C until the reaction was complete. The mixture was diluted with  $\text{Et}_2\text{O}$  (50 ml), washed with aq.  $\text{NaHCO}_3$  (2x20 ml) and brine (20 ml), dried over  $\text{MgSO}_4$ , filtered, concentrated and the residue was chromatographed with 10% EtOAc-hex to provide 135 mg (84%) of resin.

- 20  $^1\text{H NMR}$ : 8.79 (d,  $J = 2.4$  Hz, 1H), 7.81 (dd,  $J = 8.0, 2.4$  Hz, 1H), 7.67 (ddd,  $J = 15.3, 11.5, 1.2$  Hz, 1H), 7.47-7.27 (m, 5H), 7.15 (ddt,  $J = 2.0, 1.0, 8.3$  Hz, 1H), 6.71 (d,  $J = 15.6$  Hz, 1H), 6.29 (dt,  $J = 0.8, 11.4$  Hz, 1H), 6.11-6.00 (m, 1H), 5.88 (t,  $J = 7.6$  Hz, 1H), 5.63 (t,  $J = 10.0$  Hz, 1H), 2.24-2.16 (m, 2H), 7.76 (d,  $J = 0.8$  Hz, 3H), 1.43 (d,  $J = 6.4$  Hz, 3H), 1.00 (t,  $J = 7.6$  Hz, 3H).

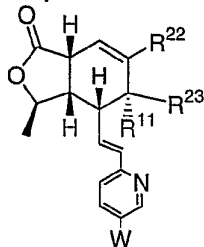
Step 6:

- 25 A solution of the tetraene of Step 5 (130 mg) in toluene (10 ml) was stirred in a sealed tube at 185 °C for 7 h, cooled to rt and stirred with 10  $\mu\text{L}$  of DBU for 3 hr. The solution was concentrated and purified by preparative chromatography to afford 63 mg (49%) of resin.

- 30  $^1\text{H NMR}$ : 8.72 (d,  $J = 2.0$  Hz, 1H), 7.77 (dd,  $J = 8.4, 2.4$  Hz, 1H), 7.41 (dt,  $J = 6.0, 8.0$  Hz, 1H), 7.36-7.31 (m, 2H), 7.26-7.22 (m, 1H), 7.06 (ddt,  $J = 1.0, 2.7, 8.3$  Hz, 1H), 6.66 (d,  $J = 16.0$  Hz, 1H), 6.47 (dd,  $J = 15.8, 9.8$  Hz, 1H), 5.62-5.61 (m, 1H), 4.55 (dq,  $J = 4.0, 6.4$  Hz, 1H), 3.27-3.24 (m, 1H), 2.80-2.75 (m, 1H), 2.56-2.52 (m, 1H), 2.02-

1.97 (m, 1H), 1.78 (d, J = 1.5 Hz, 3H), 1.69-1.59 (m, 1H), 1.50-1.45 (m, 1H), 1.41 (d, J = 6.4 Hz, 3H), 0.92 (t, J = 7.4 Hz, 3H).

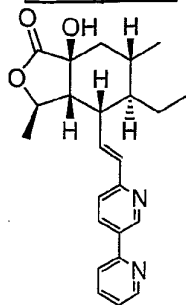
Using a similar procedure, compounds of the following structure were prepared



5

wherein R<sup>11</sup>, R<sup>22</sup>, R<sup>23</sup> and W are as defined in the table (Me is methyl, Et is ethyl, Bn is benzyl):

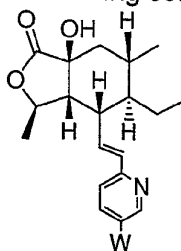
Ex.	R <sup>22</sup>	R <sup>23</sup>	R <sup>11</sup>	W	HRMS (MH <sup>+</sup> )
10A	H	H	H		350.1565
10B	Me	-CH <sub>2</sub> OBn	H		484.2299
10C	Me	H	-CH <sub>2</sub> OBn		484.2294
10D	Me	H	Et		392.2021
10E	Me	Me	H		378.1870
10F	Me	H	Me		378.1870
10G	Me	H	H		364.1714
10H	Me	-CH <sub>2</sub> OH	H		394.1821

Example 11

A solution of Preparation 4 (100 mg), 2(tri-n-butylstannyl)pyridine (292 mg) and Pd(PPh<sub>3</sub>)<sub>4</sub> (31 mg) in toluene (5 ml) in a sealed tube was bubbled with N<sub>2</sub> and heated at 120 °C overnight. The mixture was diluted with aq. NH<sub>4</sub>Cl, extracted with EtOAc, dried over MgSO<sub>4</sub>, filtered, concentrated and the residue was chromatographed with 2% CH<sub>3</sub>OH-CH<sub>2</sub>Cl<sub>2</sub> to provide 83 mg of resin.

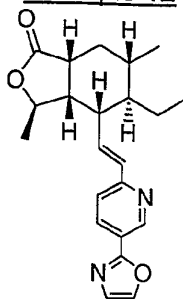
The resin was dissolved in THF (5ml), cooled to -78 °C, a solution of 1M LHMDS in THF (290 μl) was added, stirred at 0 °C for 1 h, then cooled to -78 °C. To this was added a solution of (1S)-(+)-(10-camphorsulfonyl)oxaziridine (76 mg) in THF. After stirring for about 1.5 h, it was quenched by the addition of aq. NH<sub>4</sub>Cl and extracted with EtOAc. The organic layer was washed with brine, dried over MgSO<sub>4</sub>, filtered, concentrated and the residue purified by preparative TLC to afford 20 mg of the title compound. HRMS: 393.2185 (MH<sup>+</sup>), calculated 393.2178.

Using a similar procedure, the following compounds are also prepared:



wherein W is as defined in the table:

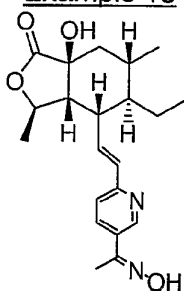
Ex.	W	HRMS (MH <sup>+</sup> )
11A		394.2127
11B		399.1750

Example 12

5 Step 1: To a solution of oxazole (75  $\mu$ l, 1.1 mmol) in THF (2 ml) at  $-78$   $^{\circ}$ C was added a solution of 2.5 M BuLi in hexanes (465  $\mu$ l, 1.2 mmol, 2.2 eq.) and the mixture was stirred for 30 min. To this was added 0.5 M ZnCl<sub>2</sub> in Et<sub>2</sub>O (4.3 ml, 2.2 mmol, 4 eq.) and the mixture stirred for 30 min at  $-78$   $^{\circ}$ C and 30 min. at 0  $^{\circ}$ C.

10 Step 2: Separately, to a suspension of Pd(PPh<sub>3</sub>)<sub>2</sub>Cl<sub>2</sub> (37 mg, 0.05 mmol) in THF at 0  $^{\circ}$ C was added 2.5 M BuLi in hexanes (43  $\mu$ l, 0.11 mmol) and the suspension was stirred for 20 min. This solution was added to zincate of Step 1, followed by the product of Preparation 4 (200 mg, 0.5 mmol) and the mixture was refluxed overnight. It was cooled, diluted with aq. NH<sub>4</sub>Cl (60 ml) and extracted with EtOAc (3x20 ml). The combined organic layer was washed with brine (20 ml), dried over MgSO<sub>4</sub>, filtered, evaporated and purified by preparative TLC to provide 29 mg of resin.

15 HRMS: 367.2025 (MH<sup>+</sup>), calculated 367.2022.

Example 13

20 Step 1: A solution of Preparation 5 (60 mg, 0.15 mmol), Et<sub>3</sub>N (26  $\mu$ l, 0.19 mmol, 1.2 eq.), bis(diphenylphosphino)propane (3 mg, 7  $\mu$ mol, 5 mol%), Pd(OAc)<sub>2</sub> (1.7 mg, 7.6  $\mu$ mol, 5 mol%) and vinyl n-propyl ether (85  $\mu$ l, 0.76 mmol, 5 eq.) in DMF (1.5 ml) in a sealed tube was heated at 100  $^{\circ}$ C for 2 h, cooled to rt and stirred with 2N HCl (2 ml) for 2 h. The mixture was diluted with aq. NaHCO<sub>3</sub>, extracted with EtOAc, dried over MgSO<sub>4</sub>, filtered, concentrated and the residue was purified by preparative TLC to provide 25 mg of ketone.

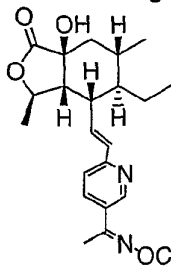
25

Step 2: A solution of the product of Step 1 (13 mg, 36  $\mu$ mol) and hydroxylamine hydrochloride (8 mg, 0.12 mmol) in pyridine (0.5 ml) was stirred overnight at rt. The

mixture was diluted with aq.  $\text{NH}_4\text{Cl}$  (30 ml) and extracted with EtOAc (2x10 ml), the combined organic layer was washed with brine (10 ml), dried over  $\text{MgSO}_4$ , filtered, concentrated and the residue was purified by preparative TLC to provide 13 mg of the title compound as a resin. HRMS: 373.2113 ( $\text{MH}^+$ ), calculated 373.2127.

5

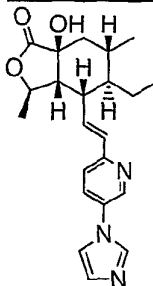
Using a similar procedure the following compound is prepared:



Ex. 13-2: HRMS: 387.2300 ( $\text{MH}^+$ ).

10

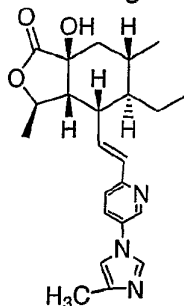
#### Example 14



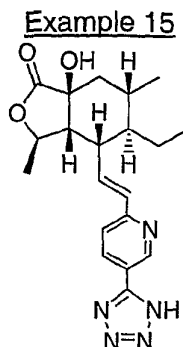
A mixture of Preparation 5 (100 mg, 0.25 mmol), imidazole (35 mg, 0.51 mmol, 2.0 eq.), copper(I)trifluoromethanesulfonate benzene complex (13 mg, 0.026 mmol, 0.1 eq.), 1,10-phenanthroline (46 mg, 0.26 mmol, 1 eq.), dibenzylideneacetone (6 mg, 0.026 mmol, 0.1 eq.) and  $\text{Cs}_2\text{CO}_3$  (125 mg, 0.38 mmol, 1.5 eq.) in *m*-xylene (3 ml) in a sealed tube was bubbled with argon and heated at 130 °C overnight. The mixture was cooled to rt, diluted with aq.  $\text{NH}_4\text{Cl}$  (40 ml) and extracted with  $\text{CH}_2\text{Cl}_2$  (3x10 ml). The combined organic layer was washed with brine (10 ml), dried over  $\text{MgSO}_4$ , filtered, concentrated and the residue was purified by preparative TLC to provide 43 mg (44%) of the title compound. HRMS: 382.2133 ( $\text{MH}^+$ ), calculated 382.2131.

15

Using a similar procedure, the following compound was prepared:



20

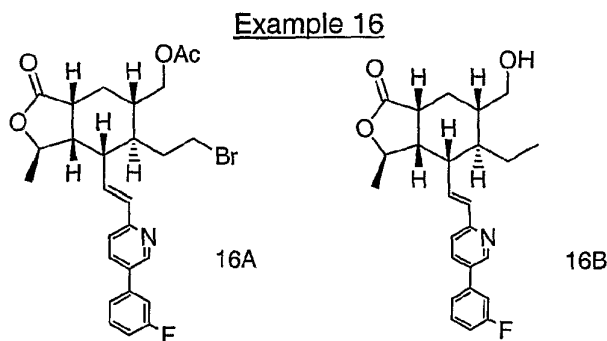
Ex. 14-2: HRMS: 396.2286 (MH<sup>+</sup>)

5 A mixture of Preparation 5 (1.0 g, 2.54 mmol), Zn(CN)<sub>2</sub> (300 mg, 2.56 mmol, 1 eq.), Pd<sub>2</sub>(dba)<sub>3</sub> (116 mg, 0.13 mmol, 5 mol%) and diphenylphosphinoferrocene (170 mg, 0.31 mmol, 12 mol%) in DMF (10 ml) and H<sub>2</sub>O (100 μl, 1 vol%) in a sealed tube was bubbled with argon and heated at 120 °C for 5 h. The mixture was cooled to rt, diluted with EtOAc (150 ml) and washed with H<sub>2</sub>O (3x50 ml), brine (50 ml), dried over

10 MgSO<sub>4</sub>, filtered, evaporated and the crude product was chromatographed with 30% EtOAc-hex to provide 800 mg (93%) of arylcyanide.

A mixture of the arylcyanide (100 mg, 0.29 mmol), NaN<sub>3</sub> (115 mg, 1.77 mmol, 6 eq.) and NH<sub>4</sub>Cl (95 mg, 1.78 mmol, 6 eq.) in DMF (2 ml) in a sealed tube was heated overnight at 120 °C. It was cooled to rt, diluted with H<sub>2</sub>O (10 ml), extracted

15 with CH<sub>2</sub>Cl<sub>2</sub>, concentrated and the crude product was purified by preparative TLC to give 50 mg of the title compound as a solid. HRMS: 384.2033 (MH<sup>+</sup>), calculated 384.2036.



20 Step 1:

To a solution of compound **31a** (wherein W is 3-fluorophenyl) (480 mg, 1.2 mmol) in CH<sub>2</sub>Cl<sub>2</sub> was added 1 M solution of BBr<sub>3</sub> in CH<sub>2</sub>Cl<sub>2</sub> (11.7 ml, 11.7 mmol, 10 eq.), and the mixture refluxed for 2.5 h, then diluted with aq. NaHCO<sub>3</sub> (100 ml). After stirring for about 30 min. the organic layer was isolated and the aqueous layer was

25 extracted with CH<sub>2</sub>Cl<sub>2</sub> (2x40 ml). The combined organic layer was washed with aq.

NaHCO<sub>3</sub> (100 ml), brine (100 ml), dried over MgSO<sub>4</sub>, filtered and evaporated to give the crude alcohol.

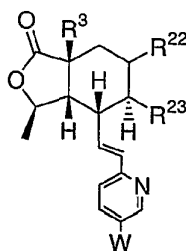
The crude alcohol was dissolved in CH<sub>2</sub>Cl<sub>2</sub> (12 ml), cooled to 0 °C, and Ac<sub>2</sub>O (225 μL, 2.4 mmol, 2 eq.) was added followed by DMAP (27 mg, 0.24 mmol, 0.2 eq.) and Et<sub>3</sub>N (0.5 ml, 3.6 mmol, 3 eq.). After stirring for about 2 hrs., the mixture was diluted with EtOAc (80 ml), washed with aq. NaHCO<sub>3</sub> (2x50 ml), and brine. The solution was dried over MgSO<sub>4</sub>, filtered, evaporated and the residue was chromatographed with 40% EtOAc-hex to provide 350 mg (56%) of Example 16-A as a white foam.

HRMS: 530.1336, calculated 530.1342.

Step 2:

A mixture of Example 16-A (53 mg, 0.1 eq.), NaCNBH<sub>3</sub> (32 mg, 0.5 mmol, 5 eq.) in HMPA (1 ml) was stirred at 80 °C for 4 h, cooled to rt, diluted with H<sub>2</sub>O (30 ml) and extracted with EtOAc (3x15 ml). The combined organic layer was washed with brine (20 ml), dried over MgSO<sub>4</sub>, filtered, concentrated and purified by preparative TLC to provide 27 mg of resin. To this was added K<sub>2</sub>CO<sub>3</sub> (32 mg) in CH<sub>3</sub>OH-H<sub>2</sub>O mixture (2 ml of 9:1 v/v) and the solution was stirred at rt for 1 hour. The mixture was diluted with H<sub>2</sub>O (30 ml), extracted with EtOAc (3x10 ml), and the combined organic layers were washed with brine (10 ml), dried over MgSO<sub>4</sub>, filtered, concentrated and filtered through a short SiO<sub>2</sub> plug to provide 17 mg (72%) of Example 16-B as a resin. HRMS: 410.2126, calculated 410.2131.



Using a similar procedure, the compounds with the following structure were prepared

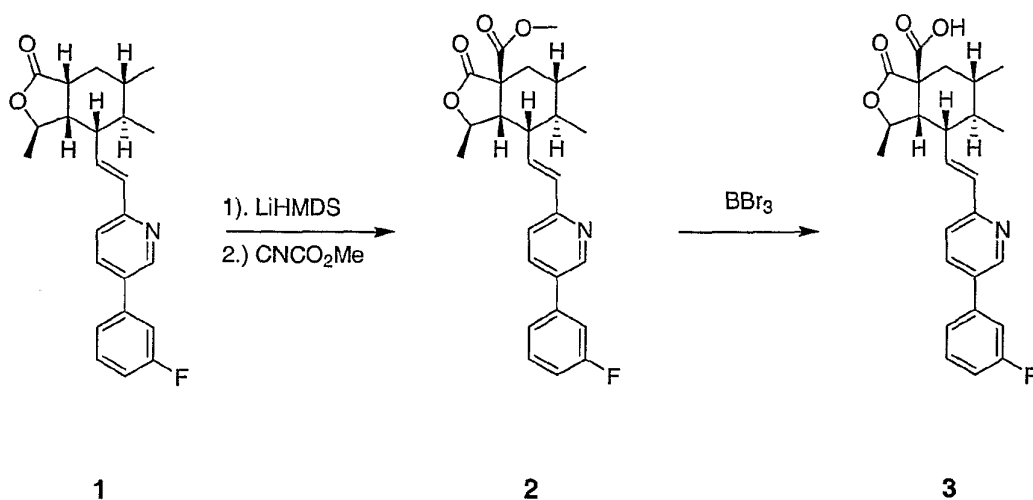


25

wherein R<sup>3</sup>, R<sup>22</sup>, R<sup>23</sup> and W are as defined in the table (Me is methyl, Et is ethyl):

Ex.	R <sup>3</sup>	R <sup>22</sup>	R <sup>23</sup>	W	HRMS (MH <sup>+</sup> )
16C	H	-CH <sub>2</sub> OH	Et		410.2138
16D	H	-CH=N-OH	Et		423.2090
16E	H	-CH=N-OMe	Et		437.2235

16F	H	-CH=N-OEt	Et		451.2396
16G	OH	-CH <sub>2</sub> OH	Et		426.2075

Example 17: 7a-Carboxylic Acid and Amides

5

To a stirred solution of 2.5 g of compound **1** (6.59 mmol), in 50 ml of dry THF at 0 °C under argon, was added LHMDS (9.88 mmol, 9.9 ml of a 1.0 M solution in THF) and the mixture allowed to stir for 30 minutes. The temperature was lowered to -78°C and 785µL (9.88mmol) of methylcyanoformate was added. After 2 hours, approximately 75 mL of an aqueous solution of ammonium iron(II) sulfate hexahydrate (10% w/v) was added and the mixture then extracted with three portions of ethyl acetate. The combined organic extracts were washed with brine, dried with magnesium sulfate, filtered and evaporated to dryness. Purification by flash chromatography using 15% ethyl acetate in hexanes yielded 2.47 g of compound **2**.

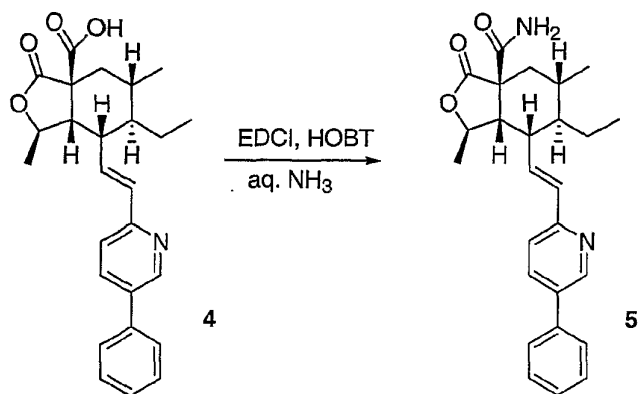
15

MS (ESI) *m/z* 424 (MH<sup>+</sup>).

To a stirred solution of 2.47 g of compound **2** (5.65 mmol) in 50 mL of dry THF at 0 °C under N<sub>2</sub>, was added boron tribromide (11.3 mmol) and the mixture allowed to stir for approximately 30 min. The reaction mixture was diluted with about 50 mL of dichloromethane and the pH adjusted, with aqueous sodium bicarbonate, to approximately pH=4 and the mixture extracted with three portions of dichloromethane. The combined organic extracts were washed with brine, dried with magnesium sulfate, filtered and evaporated yielding 2.32 g of compound **3**.

20

MS (ESI) *m/z* 424.1(MH<sup>+</sup>).



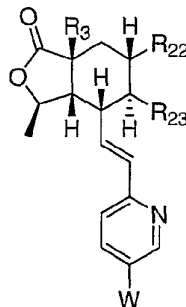
Ex. 17H A mixture of 4 (68 mg), EDCI

(2 eq.), HOBT (2 eq.) and aq. NH<sub>3</sub> (3 eq.) in 2 mL DMF was stirred at rt for 16 hours.

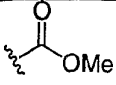
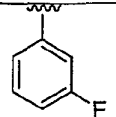
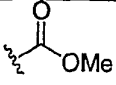
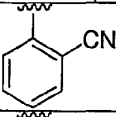
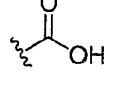
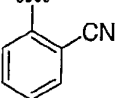
- 5 It was diluted with EtOAc, washed with aq. NaHCO<sub>3</sub>, dried over MgSO<sub>4</sub>, filtered, concentrated and purified by preparative TLC to give 18 mg of 5, Ex. 17H. MS: 419.1 (MH<sup>+</sup>).

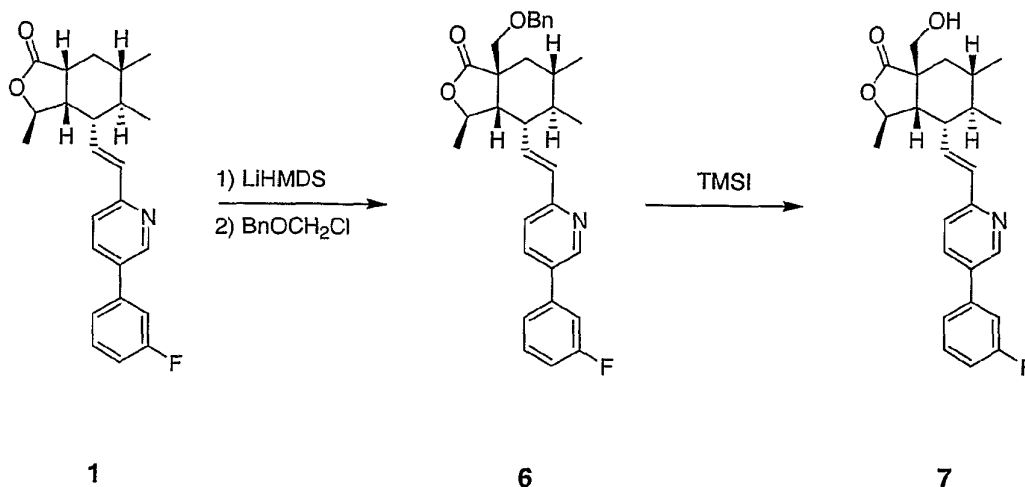
The following compounds were prepared using an analogous procedure:

10



Ex.	R <sub>3</sub>	R <sub>22</sub>	R <sub>23</sub>	W	Analytical Data
17A		H	Et		MS (MH <sup>+</sup> ) 420.3
17B		H	Et		MS (MH <sup>+</sup> ) 406.1
17C		Me	Et		MS (MH <sup>+</sup> ) 420.1
17D		Me	Me		MS (MH <sup>+</sup> ) 424.1

17E		Me	Me		MS (MH <sup>+</sup> ) 438.1
17F		Me	Me		MS (MH <sup>+</sup> ) 445.1
17G		Me	Me		MS (MH <sup>+</sup> ) 431.1

Example 18: 7a Hydroxymethyl

5

To 0.65g (1.71 mmol) of compound **1** in dry THF at -10°C under argon was added LHMDS (2.06 mmol) and the mixture allowed to stir for 30 min.

10 Benzylchloromethylether (2.57 mmol) was then added and, after 60 min. the mixture poured onto aqueous ammonium chloride and extracted with three portions of diethyl ether. The combined organic extracts were washed with brine, dried with magnesium sulfate, filtered and evaporated to dryness. Purification by flash chromatography yielded 0.69g of compound **6**.

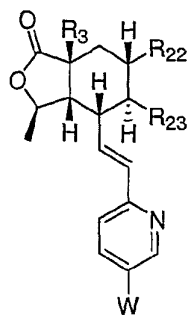
MS (ESI) *m/z* 500 (MH<sup>+</sup>).

15 To 2.19 g (4.38 mmol) of compound **6** in dry dichloromethane was added iodotrimethylsilane (87.6 mmol) and the mixture heated to reflux under a balloon of argon for 2.5 hours. The reaction mixture was cooled to room temperature, poured onto an aqueous solution of sodium bicarbonate and extracted with three portions of dichloromethane. The combined organic extracts were washed with aqueous sodium sulfite, dried with magnesium sulfate, filtered and evaporated to dryness. Purification by flash chromatography yielded compound **7**.

20

MS (ESI) *m/z* 410.1 (MH<sup>+</sup>).

-59-

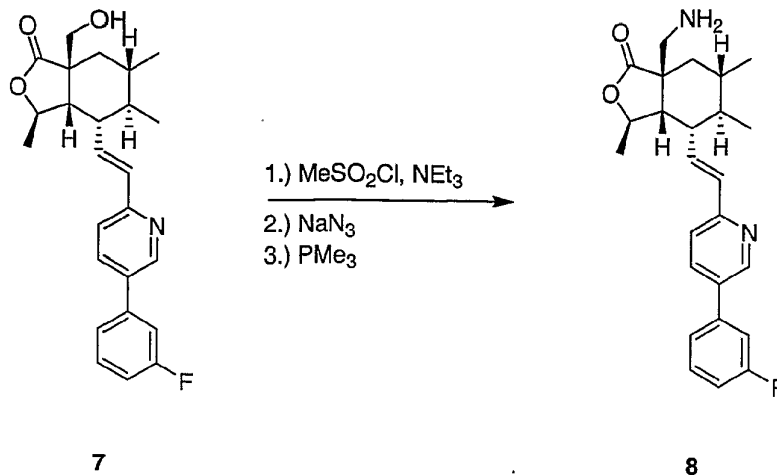


The following compounds were prepared using a similar procedure:

5

Ex.	R <sub>3</sub>	R <sub>22</sub>	R <sub>23</sub>	W	Analytical Data
18A	CH <sub>2</sub> OH	H	Et		MS (MH <sup>+</sup> ) 392.2
18B	CH <sub>2</sub> OH	Me	Et		MS (MH <sup>+</sup> ) 406.1
18C	CH <sub>2</sub> OH	Me	Me		MS (MH <sup>+</sup> ) 392.1
18D	CH <sub>2</sub> OH	Me	Me		HRMS (MH <sup>+</sup> ) 410.2126
18E	CH <sub>2</sub> OH	Me	Me		HRMS (MH <sup>+</sup> ) 417.2174

Example 19: 7a-Hydroxymethyl to 7a-Aminomethyl



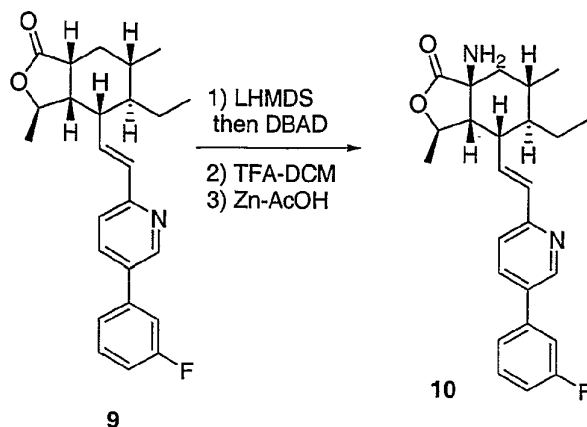
To 0.15 g of compound 7 in 10 mL of dry dichloromethane at 0 °C was added 77  $\mu\text{L}$  of triethylamine (1.5 eq.) and 34  $\mu\text{L}$  of methanesulfonylchloride (1.2 eq.). The mixture was stirred under  $\text{N}_2$  for one hour, diluted with dichloromethane, washed twice with aq.  $\text{NaHCO}_3$ , and once with brine. The organic phase was dried with  $\text{MgSO}_4$ , filtered and evaporated to dryness yielding 0.145g mesylate.

To this product in 10 mL of DMSO was added 0.290 g of sodium azide (15 eq.) and the mixture heated to 65 °C while stirring under  $\text{N}_2$  for 3 days. The reaction mixture was poured onto  $\text{H}_2\text{O}$  and extracted three times with ethylacetate. The combined extracts were washed with brine, dried with  $\text{MgSO}_4$ , filtered and evaporated to dryness yielding 65 mg of azide.

To a solution of this azide in 5 mL of ethylacetate and 50  $\mu\text{L}$  of  $\text{H}_2\text{O}$  at 0 °C was added 300  $\mu\text{L}$  of 1 M THF solution of trimethylphosphine (2 eq.) and the mixture allowed to warm to room temperature while stirring under argon. After 24 hours, the reaction was evaporated to dryness and purified by flash chromatography yielding 0.053 g of amine 8.

MS (ESI)  $m/z$  409 ( $\text{MH}^+$ ).

20 Example 20: 7a-Amination Chemistry



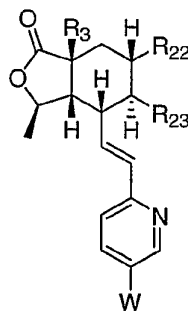
To a solution of **9** (1.01 g, 2.57 mmol)




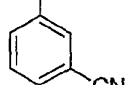


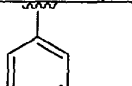
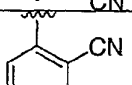
in 20 ml THF at 0 °C was added a solution of 1 M LHMDS in THF (3.34 ml) and stirred for 20 min. It was cooled to -78 °C and a solution of di-tert-butylazodicarboxylate (890 mg, 3.87 mmol) in 2.5 ml THF was added. It was stirred at -78 °C for 2 hours and at 0 °C for 1 hour and quenched by the addition of aqueous NH<sub>4</sub>Cl. The aqueous layer was extracted with EtOAc and dried over MgSO<sub>4</sub> and concentrated.

The crude product was stirred with 5 ml DCM and 10 ml trifluoroacetic acid at 0 °C for 1 hour. It was concentrated and suspended in 100 ml of aq. K<sub>2</sub>CO<sub>3</sub>. The aqueous phase was extracted with DCM to provide the crude hydrazide.

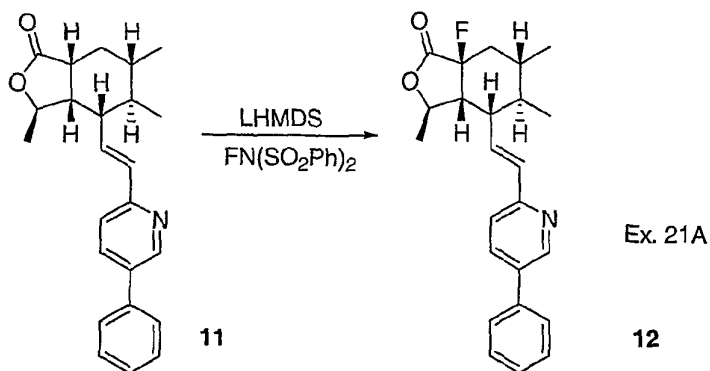
This crude material was dissolved in 10 ml glacial acetic acid and 2 ml acetone. To this was added 2 g of Zn dust in portions. The suspension was stirred vigorously for 2 hours and filtered through a celite™ pad and washed with plenty of DCM. The DCM layer was washed with water followed by aq. NaHCO<sub>3</sub> and brine. It was dried over MgSO<sub>4</sub>, concentrated and purified by chromatography to give 500 mg of **10**. MS: 409.2 (MH<sup>+</sup>).

The following compounds were prepared using a similar procedure:



Ex.	R <sub>3</sub>	R <sub>22</sub>	R <sub>23</sub>	W	Analytical Data
20A	NH <sub>2</sub>	H	Et		MS (MH <sup>+</sup> ) 377.1
20B	NH <sub>2</sub>	Me	Et		HRMS (MH <sup>+</sup> ) 391.2384
20C	NH <sub>2</sub>	Me	Et		HRMS (MH <sup>+</sup> ) 409.2297
20D	NH <sub>2</sub>	Me	Et		HRMS (MH <sup>+</sup> ) 416.2345
20E	NH <sub>2</sub>	Me	Me		HRMS (MH <sup>+</sup> ) 377.2227
20F	NH <sub>2</sub>	Me	Me		HRMS (MH <sup>+</sup> ) 395.1296
20G	NH <sub>2</sub>	Me	Me		HRMS (MH <sup>+</sup> ) 402.2186
20H	NH <sub>2</sub>	Me	Me		HRMS (MH <sup>+</sup> ) 402.2186

Example 21: 7a-Fluoro Analogs



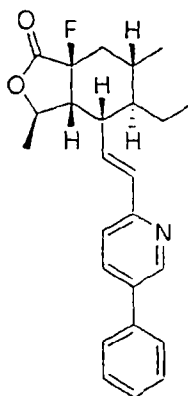
5

To a solution of **11** (300 mg, 0.83 mmol) in 5 ml THF and 2 ml DMF at 0 °C was added a 1 M solution of LHMDS in THF (1.1 ml, 1.3 eq.). The solution was stirred for 20 min at 0 °C, cooled to -78 °C and a solution of N-fluorobenzenesulfonamide (400 mg, 1.27 mmol, 1.5 eq.) in THF was added. The mixture stirred overnight and allowed to warm to rt. It was

diluted with EtOAc, washed twice with aq.  $K_2CO_3$ , and twice with  $H_2O$  and brine. It was dried over  $MgSO_4$ , filtered, concentrated and chromatographed with 20% EtOAc in hexanes to provide 260 mg of 12.

HRMS: 380.2032 ( $MH^+$ ), calculated 380.2026.

5 Using a similar procedure, the following compound was prepared:



Ex. 215

HRMS: 394.2188 ( $MH^+$ ), calculated 394.218.

10 Further embodiments of the invention encompass the administration of compounds of the invention along with at least one additional cardiovascular agent. The contemplated additional cardiovascular agent is one that differs in either atomic make up or arrangement from the compounds of Formula I. Additional cardiovascular agents that can be used in combination with the novel compounds of this invention  
15 include drugs which have anti-thrombotic, anti-platelet aggregation, antiatherosclerotic, antirestenotic and/or anti-coagulant activity. Such drugs are useful in treating thrombosis-related diseases including thrombosis, atherosclerosis, restenosis, hypertension, angina pectoris, arrhythmia, heart failure, myocardial infarction, glomerulonephritis, thrombotic and thromboembolic stroke, peripheral  
20 vascular diseases, other cardiovascular diseases, cerebral ischemia, inflammatory disorders and cancer, as well as other disorders in which thrombin and its receptor play a pathological role. Suitable cardiovascular agents are selected from the group consisting of thromboxane A<sub>2</sub> biosynthesis inhibitors such as aspirin; thromboxane antagonists such as seratrodist, picotamide and ramatroban; adenosine diphosphate  
25 (ADP) inhibitors such as clopidogrel; cyclooxygenase inhibitors such as aspirin, meloxicam, rofecoxib and celecoxib; angiotensin antagonists such as valsartan, telmisartan, candesartran, irbesartan, losartan and eprosartan; endothelin antagonists such as tezosentan; phosphodiesterase inhibitors such as milrinoone and

enoximone; angiotensin converting enzyme (ACE) inhibitors such as captopril, enalapril, enalaprilat, spirapril, quinapril, perindopril, ramipril, fosinopril,trandolapril, lisinopril, moexipril and benazapril; neutral endopeptidase inhibitors such as candoxatril and ecadotril; anticoagulants such as ximelagatran, fondaparin and enoxaparin; diuretics such as chlorothiazide, hydrochlorothiazide, ethacrynic acid, furosemide and amiloride; platelet aggregation inhibitors such as abciximab and eptifibatide; and GP IIb/IIIa antagonists.

Preferred types of drugs for use in combination with the novel compounds of this invention are thromboxane A2 biosynthesis inhibitors, cyclooxygenase inhibitors and ADP antagonists. Especially preferred for use in the combinations are aspirin and clopidogrel bisulfate.

When the invention comprises a combination of a compound of the invention and another cardiovascular agent, the two active components may be co-administered simultaneously or sequentially, or a single pharmaceutical composition comprising a compound of the invention and another cardiovascular agent in a pharmaceutically acceptable carrier can be administered. The components of the combination can be administered individually or together in any conventional dosage form such as capsule, tablet, powder, cachet, suspension, solution, suppository, nasal spray, etc. The dosage of the cardiovascular agent can be determined from published material, and may range from 1 to 1000 mg per dose.

In this specification, the term "at least one compound of Formula I" means that one to three different compounds of Formula I may be used in a pharmaceutical composition or method of treatment. Preferably one compound of Formula I is used. Similarly, the term "one or more additional cardiovascular agents" means that one to three additional drugs may be administered in combination with a compound of Formula I; preferably, one additional compound is administered in combination with a compound of Formula I. The additional cardiovascular agents can be administered sequentially or simultaneously with reference to the compound of Formula I.

When separate compounds of Formula I and the other cardiovascular agents are to be administered as separate compositions, they can be provided in a kit comprising in a single package, one container comprising a compound of Formula I in a pharmaceutically acceptable carrier, and a separate container comprising another cardiovascular agent in a pharmaceutically acceptable carrier, with the compound of Formula I and the other cardiovascular agent being present in amounts such that the combination is therapeutically effective. A kit is advantageous for administering a

combination when, for example, the components must be administered at different time intervals or when they are in different dosage forms.

The following formulations exemplify some of the dosage forms of this invention. In each, the term "active compound" designates a compound of the invention.

EXAMPLE A - Tablets

<u>No.</u>	<u>Ingredient</u>	<u>mg/tablet</u>	<u>mg/tablet</u>
1	Active Compound	100	500
2	Lactose USP	122	113
3	Corn Starch, Food Grade, as a 10% paste in Purified Water	30	40
4	Corn Starch, Food Grade	45	40
5	Magnesium Stearate	<u>3</u>	<u>7</u>
	Total	300	700

Method of Manufacture

Mix Item Nos. 1 and 2 in suitable mixer for 10-15 minutes. Granulate the mixture with Item No. 3. Mill the damp granules through a coarse screen (e.g., 1/4", 0.63 cm) if necessary. Dry the damp granules. Screen the dried granules if necessary and mix with Item No. 4 and mix for 10-15 minutes. Add Item No. 5 and mix for 1-3 minutes. Compress the mixture to appropriate size and weight on a suitable tablet machine.

EXAMPLE B - Capsules

<u>No.</u>	<u>Ingredient</u>	<u>mg/tablet</u>	<u>mg/tablet</u>
1	Active Compound	100	500
2	Lactose USP	106	123
3	Corn Starch, Food Grade	40	70
4	Magnesium Stearate NF	<u>4</u>	<u>7</u>
	Total	250	700

Method of Manufacture

Mix Item Nos. 1, 2 and 3 in a suitable blender for 10-15 minutes. Add Item No. 4 and mix for 1-3 minutes. Fill the mixture into suitable two-piece hard gelatin capsules on a suitable encapsulating machine.

The activity of the compounds of formula I can be determined by the following procedures.

In Vitro Testing Procedure for Thrombin Receptor Antagonists:

Preparation of [<sup>3</sup>H]haTRAP

A(pF-F)R(ChA)(hR)(I<sub>2</sub>-Y)-NH<sub>2</sub> (1.03 mg) and 10% Pd/C (5.07 mg) were suspended in DMF (250  $\mu$ l) and diisopropylethylamine (10  $\mu$ l). The vessel was attached to the tritium line, frozen in liquid nitrogen and evacuated. Tritium gas (342

mCi) was then added to the flask, which was stirred at room temperature for 2 hours. At the completion of the reaction, the excess tritium was removed and the reacted peptide solution was diluted with DMF (0.5 ml) and filtered to remove the catalyst. The collected DMF solution of the crude peptide was diluted with water and freeze dried to remove the labile tritium. The solid peptide was redissolved in water and the freeze drying process repeated. The tritiated peptide ( $[^3\text{H}]\text{haTRAP}$ ) was dissolved in 0.5 ml of 0.1% aqueous TFA and purified by HPLC using the following conditions: column, Vydac<sup>TM</sup> C18, 25 cm x 9.4 mm I.D.; mobile phase, (A) 0.1% TFA in water, (B) 0.1% TFA in CH<sub>3</sub>CN; gradient, (A/B) from 100/0 to 40/60 over 30 min; flow rate, 5 ml/min; detection, UV at 215 nm. The radiochemical purity of  $[^3\text{H}]\text{haTRAP}$  was 99% as analyzed by HPLC. A batch of 14.9 mCi at a specific activity of 18.4 Ci/mmol was obtained.

#### Preparation of platelet membranes

Platelet membranes were prepared using a modification of the method of Natarajan *et al.* (Natarajan *et al.*, Int. J. Peptide Protein Res. 45:145-151 (1995)) from 20 units of platelet concentrates obtained from the North Jersey Blood Center (East Orange, NJ) within 48 hours of collection. All steps were carried out at 4° C under approved biohazard safety conditions. Platelets were centrifuged at 100 x g for 20 minutes at 4° C to remove red cells. The supernatants were decanted and centrifuged at 3000 x g for 15 minutes to pellet platelets. Platelets were resuspended in 10 mM Tris-HCl, pH 7.5, 150 mM NaCl, 5 mM EDTA, to a total volume of 200 ml and centrifuged at 4400 x g for 10 minutes. This step was repeated two additional times. Platelets were resuspended in 5 mM Tris-HCl, pH 7.5, 5 mM EDTA to a final volume of approximately 30 ml and were homogenized with 20 strokes in a Dounce<sup>TM</sup> homogenizer. Membranes were pelleted at 41,000 x g, resuspended in 40-50 ml 20 mM Tris-HCl, pH 7.5, 1 mM EDTA, 0.1 mM dithiothreitol, and 10 ml aliquots were frozen in liquid N<sub>2</sub> and stored at -80° C. To complete membrane preparation, aliquots were thawed, pooled, and homogenized with 5 strokes of a Dounce homogenizer. Membranes were pelleted and washed 3 times in 10 mM triethanolamine-HCl, pH 7.4, 5 mM EDTA, and resuspended in 20-25 ml 50 mM Tris-HCl, pH 7.5, 10 mM MgCl<sub>2</sub>, 1 mM EGTA, and 1% DMSO. Aliquots of membranes were frozen in liquid N<sub>2</sub> and stored at -80° C. Membranes were stable for at least 3 months. 20 units of platelet concentrates typically yielded 250 mg of membrane protein. Protein concentration was determined by a Lowry assay (Lowry *et al.*, J. Biol. Chem., 193:265-275 (1951)).

#### High Throughput Thrombin Receptor Radioligand Binding Assay

Thrombin receptor antagonists were screened using a modification of the thrombin receptor radioligand binding assay of Ahn *et al.* (Ahn *et al.*, Mol. Pharmacol., 51:350-356 (1997)). The assay was performed in 96 well Nunc plates (Cat. No.

269620) at a final assay volume of 200  $\mu$ l. Platelet membranes and [ $^3$ H]haTRAP were diluted to 0.4 mg/ml and 22.2 nM, respectively, in binding buffer (50 mM Tris-HCl, pH 7.5, 10 mM MgCl<sub>2</sub>, 1 mM EGTA, 0.1% BSA). Stock solutions (10 mM in 100% DMSO) of test compounds were further diluted in 100% DMSO. Unless otherwise indicated, 10  $\mu$ l of diluted compound solutions and 90  $\mu$ l of radioligand (a final concentration of 10 nM in 5% DMSO) were added to each well, and the reaction was started by the addition of 100  $\mu$ l of membranes (40  $\mu$ g protein/well). The binding was not significantly inhibited by 5% DMSO. Compounds were tested at three concentrations (0.1, 1 and 10  $\mu$ M). The plates were covered and vortex-mixed gently on a Lab-Line™ Titer Plate Shaker for 1 hour at room temperature. Packard UniFilter™ GF/C filter plates were soaked for at least 1 hour in 0.1% polyethyleneimine. The incubated membranes were harvested using a Packard FilterMate™ Universal Harvester and were rapidly washed four times with 300  $\mu$ l ice cold 50 mM Tris-HCl, pH 7.5, 10 mM MgCl<sub>2</sub>, 1 mM EGTA. MicroScint™ 20 scintillation cocktail (25  $\mu$ l) was added to each well, and the plates were counted in a Packard TopCount™ Microplate Scintillation Counter. The specific binding was defined as the total binding minus the nonspecific binding observed in the presence of excess (50  $\mu$ M) unlabeled haTRAP. The % inhibition by a compound of [ $^3$ H]haTRAP binding to thrombin receptors was calculated from the following relationship:

$$\% \text{ Inhibition} = \frac{\text{Total binding} - \text{Binding in the presence of a test compound}}{\text{Total binding} - \text{Nonspecific binding}} \times 100$$

#### Materials

A(pF-F)R(ChA)(hR)Y-NH<sub>2</sub> and A(pF-F)R(ChA)(hR)(I<sub>2</sub>-Y)-NH<sub>2</sub>, were custom synthesized by AnaSpec Inc. (San Jose, CA). The purity of these peptides was >95%. Tritium gas (97%) was purchased from EG&G Mound, Miamisburg, Ohio. The gas was subsequently loaded and stored on an IN/US Systems Inc. Trisorber. MicroScint™ 20 scintillation cocktail was obtained from Packard Instrument Co.

#### Protocol For *Ex-Vivo* Platelet Aggregation In Cynomolgus Whole Blood

##### Drug Administration and Blood Collection:

Conscious chaired cynomolgus monkeys are allowed to equilibrate for 30 min. A needle catheter is inserted into a brachial vein for infusion of test drugs. Another needle catheter is inserted into the other brachial or saphenous vein and used for blood sampling. In those experiments where the compound is administered orally only one catheter is used. A baseline blood sample (1-2 ml) is collected in vacutainer tubes containing a thrombin inhibitor CVS 2139 (100  $\mu$ g/0.1 ml saline) as an anticoagulant. The drug is then infused intravenously over a period of 30 min. Blood

samples (1 ml) are collected at 5, 10, 20, 30 min during and 30, 60, 90 min after termination of the drug infusion. In PO experiments the animals are dosed with the drug using a gavage cannula. Blood samples are collected at 0, 30, 60, 90, 120, 180, 240, 300, 360 min after dosing. 0.5 ml of the blood is used for whole blood

- 5 aggregation and the other 0.5 ml is used for determining the plasma concentration of the drug or its metabolites. Aggregation is performed immediately after collection of the blood sample as described below.

Whole Blood Aggregation:

- 10 A 0.5 ml blood sample is added to 0.5 ml of saline and warmed to 37°C in a Chronolog whole blood aggregometer. Simultaneously, the impedance electrode is warmed in saline to 37°C. The blood sample with a stir bar is placed in the heating block well, the impedance electrode is placed in the blood sample and the collection software is started. The software is allowed to run until the baseline is stabilized and then a 20  $\Omega$  calibration check is performed. 20  $\Omega$  is equal to 4 blocks on the graphic
- 15 produced by the computer software. The agonist (haTRAP) is added by an adjustable volume pipette (5-25  $\mu$ l) and the aggregation curve is recorded for 10 minutes. Maximum aggregation in 6 minutes following agonist is the value recorded.

In vitro Platelet Aggregation Procedure:

- 20 Platelet aggregation studies were performed according to the method of Bednar *et al.* (Bednar, B., Condra, C., Gould, R.J., and Connolly, T.M., Throm. Res., 77:453-463 (1995)). Blood was obtained from healthy human subjects who were aspirin free for at least 7 days by venipuncture using ACD as anticoagulant. Platelet rich plasma was prepared by centrifugation at 100xg for 15 minutes at 15 deg C.
- 25 Platelets were pelleted at 3000xg and washed twice in buffered saline containing 1 mM EGTA and 20  $\mu$ g/ml apyrase to inhibit aggregation. Aggregation was performed at room temperature in buffered saline supplemented with 0.2 mg/ml human fibrinogen. Test compound and platelets were preincubated in 96-well flat-bottom plates for 60 minutes. Aggregation was initiated by adding 0.3  $\mu$ M haTRAP or 0.1
- 30 U/ml thrombin and rapidly vortexing the mixture using a Lab Line™ Titer Plate Shaker (speed 7). Percent aggregation was monitored as increasing light transmittance at 405 nm in a Spectromax™ Plate Reader.

In vivo Antitumor Procedure:

- 35 Tests in the human breast carcinoma model in nude mouse are conducted according to the procedure reported in S. Even-Ram *et al.*, Nature Medicine, 4, 8 (1998), p. 909-914.

Cannabinoid CB<sub>2</sub> Receptor Binding Assay

2004276327 18 Oct 2007

Binding to the human cannabinoid CB<sub>2</sub> receptor was carried out using the procedure of Showalter, *et al.* (1996, *J. Pharmacol Exp Ther.* 278(3), 989-99), with minor modifications. All assays were carried out in a final volume of 100 ul. Test compounds were resuspended to 10 mM in DMSO, then serially diluted in 50 mM Tris, pH 7.1, 3 mM MgCl<sub>2</sub>, 1 mM EDTA, 50% DMSO. Aliquots (10 ul) of each diluted sample were then transferred into individual wells of a 96-well microtiter plate. Membranes from human CB<sub>2</sub> transfected CHO/Ki cells (Receptor Biology, Inc) were resuspended in binding buffer (50 mM Tris, pH 7.1, 3 mM MgCl<sub>2</sub>, 1 mM EDTA, 0.1 % fatty acid free bovine serum albumin), then added to the binding reaction (~15 ug in 50 ul per assay). The reactions were initiated with the addition of [<sup>3</sup>H] CP-55, 940 diluted in binding buffer (specific activity = 180 Ci/mmol; New England Nuclear, Boston, Mass.). The final ligand concentration in the binding reaction was 0.48 nM. Following incubation at room temperature for 2 hours, membranes were harvested by filtration through pretreated (0.5% polyethylenimine; Sigma P-3143) GF-C filter plates (Unifilter-96, Packard) using a TomTec™ Mach 3U 96-well cell harvester (Hamden, Ct). Plates were washed 10 times in 100 ul binding buffer, and the membranes allowed to air dry. Radioactivity on membranes was quantitated following addition of Packard Omniscint™ 20 scintillation fluid using a TopCount™ NXT Microplate Scintillation and Luminescence Counter (Packard, Meriden, Ct). Non-linear regression analysis was performed using Prism™ 20b. (GraphPad Software, San Diego, Ca).

Using the test procedures described above, representative compounds of formula I were found to have thrombin receptor IC<sub>50</sub> values (*i.e.*, the concentration at which a 50% inhibition of thrombin receptor was observed) of 1 to 1000 nM, preferably 1-100 nM, more preferably 1-20 nM. CB<sub>2</sub> Ki values range from 1 to 1000 nM, preferably 1-200 nM, more preferably 1-100 nM. For example, IC<sub>50</sub> values of Example Nos. 8BU, 8CA, 8CB, 8CL, 17H, 20E, 20F, 20G and 20H range from 1-100 nM.

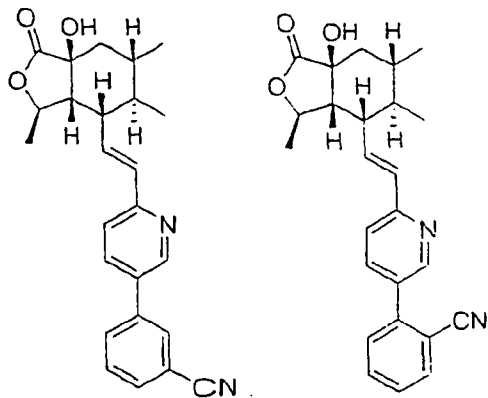
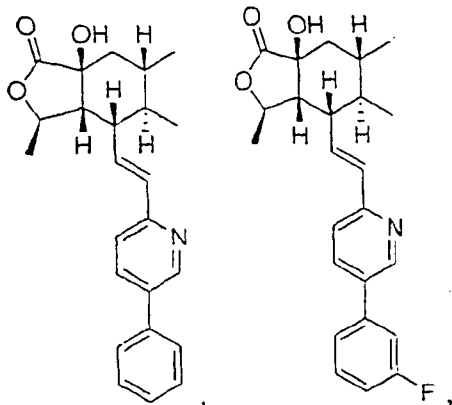
In the claims which follow and in the preceding description of the invention, except where the context requires otherwise due to express language or necessary implication, the word "comprise" or variations such as "comprises" or "comprising" is used in an inclusive sense, *i.e.* to specify the presence of the stated features but not to preclude the presence or addition of further features in various embodiments of the invention.

It is to be understood that a reference herein to a prior art document does not constitute an admission that the document forms part of the common general knowledge in the art in Australia or any other country.

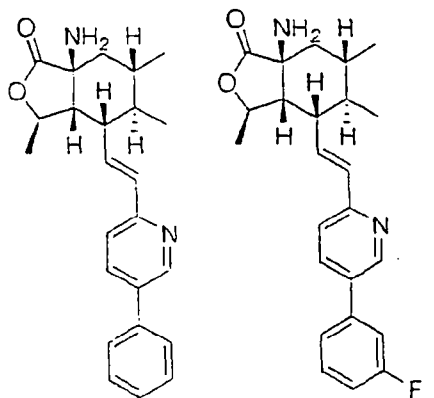
THE CLAIMS DEFINING THE INVENTION ARE AS FOLLOWS:

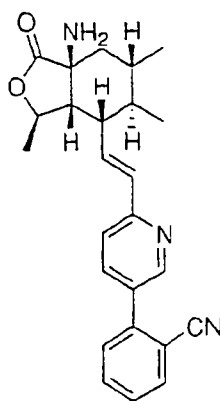
1. A compound represented by any of the following structural formulas

5



10

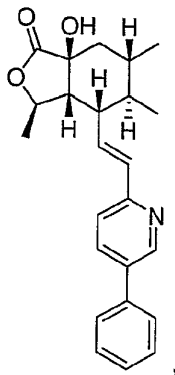




or a pharmaceutically acceptable isomer, salt, solvate or polymorph thereof.

2. A pharmaceutical composition comprising an effective amount of at least one  
5 compound of Claim 1 and at least one pharmaceutically acceptable carrier.
3. A method of inhibiting thrombin receptors comprising administering to a  
mammal in need of such treatment an effective amount of at least one compound of  
Claim 1.  
10
4. A method of inhibiting cannabinoid receptors comprising administering to a  
mammal in need of such treatment an effective amount of at least one compound of  
Claim 1.
- 15 5. A method of treating thrombosis, platelet aggregation, coagulation, cancer,  
inflammatory diseases or respiratory diseases comprising administering to a mammal  
in need of such treatment an effective amount of at least one compound of Claim 1.
- 20 6. A method of treating atherosclerosis, restenosis, hypertension, angina  
pectoris, arrhythmia, heart failure, myocardial infarction, glomerulonephritis,  
thrombotic stroke, thromboembolytic stroke, peripheral vascular diseases, cerebral  
ischemia, rheumatoid arthritis, systemic lupus erythematosus, multiple sclerosis,  
diabetes, osteoporosis, renal ischemia, cerebral stroke, cerebral ischemia, nephritis,  
inflammatory disorders of the lungs and gastrointestinal tract, reversible airway  
25 obstruction, chronic asthma or bronchitis comprising administering to a mammal in  
need of such treatment an effective amount of at least one compound of Claim 1.

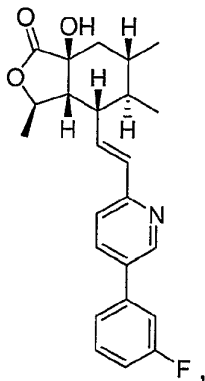
7. A compound represented by the following structural formula:



5

or a pharmaceutically acceptable isomer, salt or solvate thereof.

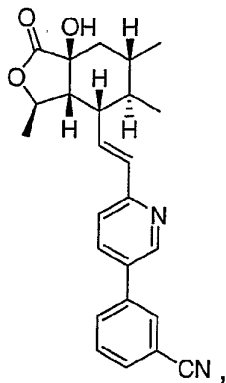
8. A compound represented by the following structural formula



10

or a pharmaceutically acceptable isomer, salt or solvate thereof.

9. A compound represented by the following structural formula

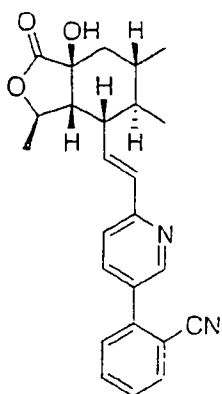


15

or a pharmaceutically acceptable isomer, salt or solvate thereof.

10. A compound represented by the following structural formula

5

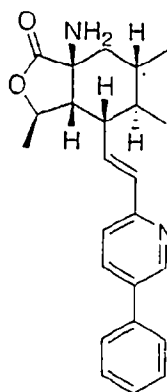


10

or a pharmaceutically acceptable isomer, salt or solvate thereof.

11. A compound represented by the following structural formula

15

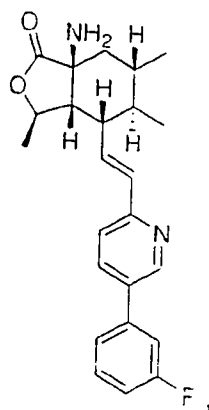


20

or a pharmaceutically acceptable isomer, salt or solvate thereof.

12. A compound represented by the following structural formula

25



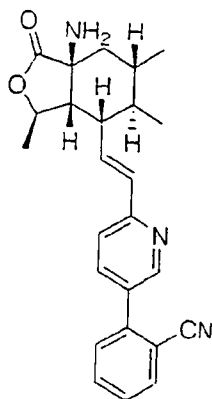
30

35

or a pharmaceutically acceptable isomer, salt or solvate thereof.

13. A compound represented by the following structural formula

5

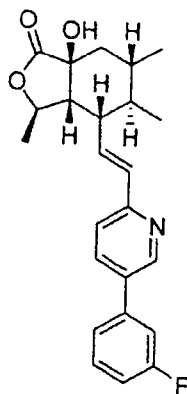


10

or a pharmaceutically acceptable isomer, salt or solvate thereof.

14. A compound represented by the following structural formula

15

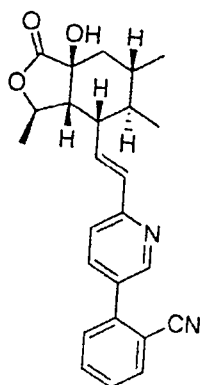


20

25 or a pharmaceutically acceptable isomer thereof.

15. A compound represented by the following structural formula

30



35

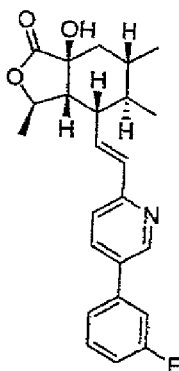
or a pharmaceutically acceptable isomer thereof.

2004276327 20 Sep 2010

- 75 -

16. A compound represented by the following structural formula

5

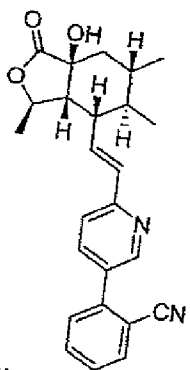


10

or a pharmaceutically acceptable salt thereof.

17. A compound represented by the following structural formula

15



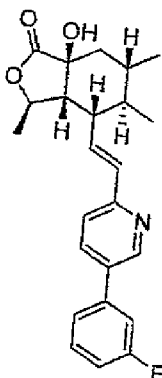
20

or a pharmaceutically acceptable salt thereof.

25

18. A compound represented by the following structural formula

30

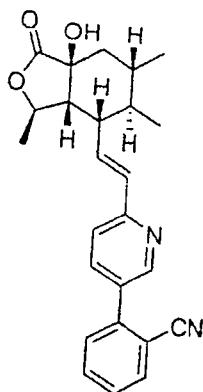


35

or a pharmaceutically acceptable solvate thereof.

19. A compound represented by the following structural formula

5

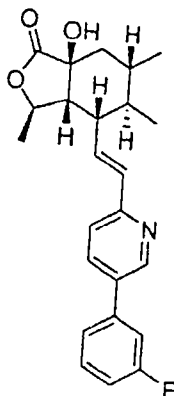


10

or a pharmaceutically acceptable solvate thereof.

20. A pharmaceutical composition comprising an effective amount of a compound represented by the following structural formula

15



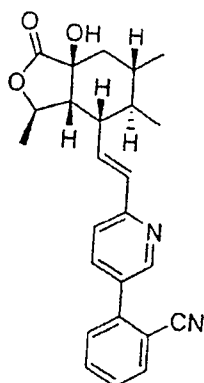
20

and a pharmaceutically acceptable carrier.

25

21. A pharmaceutical composition comprising an effective amount of a compound represented by the following structural formula

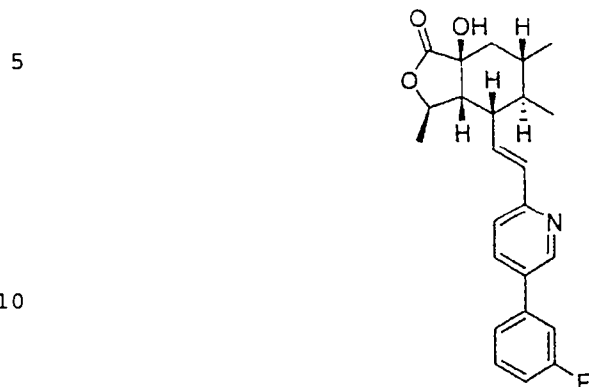
30



35

and a pharmaceutically acceptable carrier.

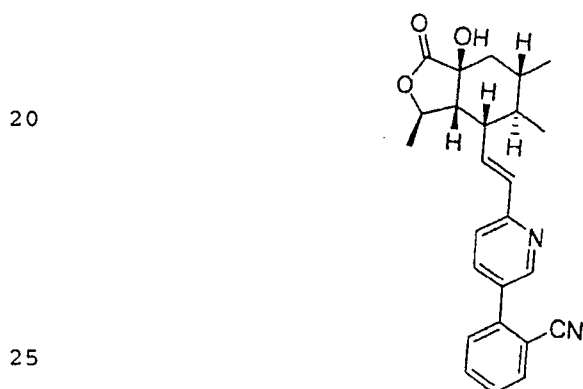
22. A pharmaceutical composition comprising an effective amount of a compound represented by the following structural formula



in combination with one or more additional cardiovascular agents selected from the group consisting of aspirin and clopidogrel bisulfate.

15

23. A pharmaceutical composition comprising an effective amount of a compound represented by the following structural formula



in combination with one or more additional cardiovascular agents selected from the group consisting of aspirin and clopidogrel bisulfate.

30

24. Use of a compound of claim 1 for the preparation of a medicament for inhibiting thrombin receptors.

25. Use of a compound of claim 1 for the preparation of a medicament for inhibiting cannabinoid receptors.

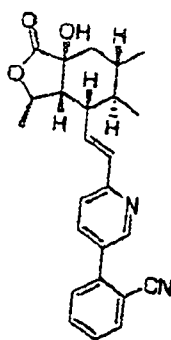
35

26. Use of a compound of claim 1 for the preparation of a medicament for treating thrombosis, platelet aggregation, coagulation, cancer, inflammatory diseases or

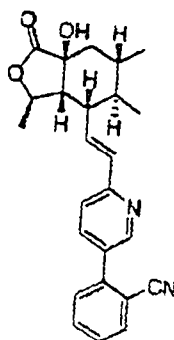
respiratory diseases.

27. Use of a compound of claim 1 for the preparation of a medicament for treating atherosclerosis, restenosis, hypertension, angina pectoris, arrhythmia, heart failure, myocardial infarction, glomerulonephritis, thrombotic stroke, thromboembolytic stroke, peripheral vascular diseases, cerebral ischemia, rheumatoid arthritis, systemic lupus erythematosus, multiple sclerosis, diabetes, osteoporosis, renal ischemia, cerebral stroke, nephritis, inflammatory disorders of the lungs and gastrointestinal tract, reversible airway obstruction, chronic asthma or bronchitis.

28. A method of treating myocardial infarction comprising administering to a mammal in need of such treatment an effective amount of a compound of the following structural formula

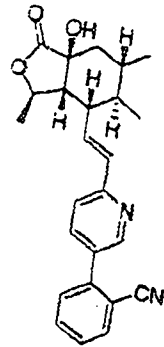


29. A method of treating thrombotic stroke comprising administering to a mammal in need of such treatment an effective amount of a compound of the following structural formula



30. A method of treating peripheral vascular disease comprising administering to a mammal in need of such treatment an effective amount of a compound of the following structural formula

5



10

31. A method of treating cerebral ischemia comprising administering to a mammal  
in need of such treatment an effective amount of a compound of the following structural  
15 formula

