



US00D855703S

(12) **United States Design Patent** (10) **Patent No.:** **US D855,703 S**  
**Chatterjee et al.** (45) **Date of Patent:** **\*\* \*Aug. 6, 2019**

(54) **CONTROLLER**

(71) Applicant: **Microsoft Corporation**, Redmond, WA (US)

(72) Inventors: **Monique Chatterjee**, Seattle, WA (US);  
**William Bennett Mabry**, Seattle, WA (US); **Austin Porter**, Seattle, WA (US);  
**Matthew Harvey**, Seattle, WA (US); **Richard T. Hanks**, Seattle, WA (US);  
**Carson Massie**, Seattle, WA (US)

(73) Assignee: **Microsoft Corporation**, Redmond, WA (US)

(\* ) Notice: This patent is subject to a terminal disclaimer.

(\*\*) Term: **15 Years**

(21) Appl. No.: **29/628,132**

(22) Filed: **Dec. 1, 2017**

(51) **LOC (12) Cl.** ..... **21-02**

(52) **U.S. Cl.**  
USPC ..... **D21/333**

(58) **Field of Classification Search**

USPC ..... D21/333; D14/160, 137, 138, 168, 174,  
D14/217, 218, 356, 387, 388, 389, 400,  
D14/401, 443, 449, 450, 454, 471, 474,  
D14/483, 496, 511; D12/174, 177, 190,  
D12/218; D13/164, 168; D18/19  
CPC ..... A63F 13/24; G06F 1/1666; H04N 7/14;  
H04N 21/00

See application file for complete search history.

(56) **References Cited**

**U.S. PATENT DOCUMENTS**

D581,422 S \* 11/2008 Hayes ..... D14/401  
D694,830 S \* 12/2013 Crowley ..... D14/401

D708,615 S \* 7/2014 Delrue ..... D14/401  
D709,882 S \* 7/2014 Morris ..... D14/401  
D745,607 S \* 12/2015 Jones ..... D14/401  
D765,788 S \* 9/2016 Kujawski ..... D14/401  
D765,790 S \* 9/2016 Chatterjee ..... D14/401  
D765,791 S \* 9/2016 Chatterjee ..... D14/401  
D765,792 S \* 9/2016 Chatterjee ..... D14/401  
D765,793 S \* 9/2016 Chatterjee ..... D14/401  
D786,251 S \* 5/2017 Chatterjee ..... D14/401  
D787,606 S \* 5/2017 Coe ..... D21/333  
D788,853 S \* 6/2017 Chatterjee ..... D21/333  
D791,880 S \* 7/2017 Chatterjee ..... D21/333  
D794,717 S \* 8/2017 Kujawski ..... D14/401  
D795,350 S \* 8/2017 Chatterjee ..... D21/333

(Continued)

*Primary Examiner* — Barbara Fox

*Assistant Examiner* — Mehri F Bajoul

(74) *Attorney, Agent, or Firm* — Banner & Witcoff, Ltd.

(57) **CLAIM**

The ornamental design for a controller, as shown and described.

**DESCRIPTION**

The patent or application file contains at least one drawing executed in color. Copies of this patent or patent application publication with color drawing(s) will be provided by the Office upon request and payment of the necessary fee.

FIG. 1 is a bottom front perspective view of a controller showing our new design;

FIG. 2 is a top front perspective view thereof;

FIG. 3 is a front view thereof;

FIG. 4 is a top view thereof;

FIG. 5 is a bottom view thereof;

FIG. 6 is a left side view thereof;

FIG. 7 is a right side view thereof; and,

FIG. 8 is a rear view thereof.

The broken lines shown in the drawings depict portions of the controller that form no part of the claimed design.

**1 Claim, 8 Drawing Sheets**

**(7 of 8 Drawing Sheet(s) Filed in Color)**



(56)

**References Cited**

U.S. PATENT DOCUMENTS

D795,351	S *	8/2017	Chatterjee	.....	D14/401
D795,960	S *	8/2017	Chatterjee	.....	D14/401
D795,961	S *	8/2017	Chatterjee	.....	D14/401
D798,954	S *	10/2017	Chatterjee	.....	D21/333
D799,599	S *	10/2017	Kujawski	.....	D21/333
D799,600	S *	10/2017	Chatterjee	.....	D21/333
D825,005	S *	8/2018	Chatterjee	.....	D21/333
2010/0298053	A1 *	11/2010	Kotkin	.....	A63F 13/24 463/37
2016/0317925	A1 *	11/2016	Miller	.....	A63F 13/42
2016/0354685	A1 *	12/2016	Kujawski	.....	A63F 13/24
2016/0361635	A1 *	12/2016	Schmitz	.....	A63F 13/24

\* cited by examiner

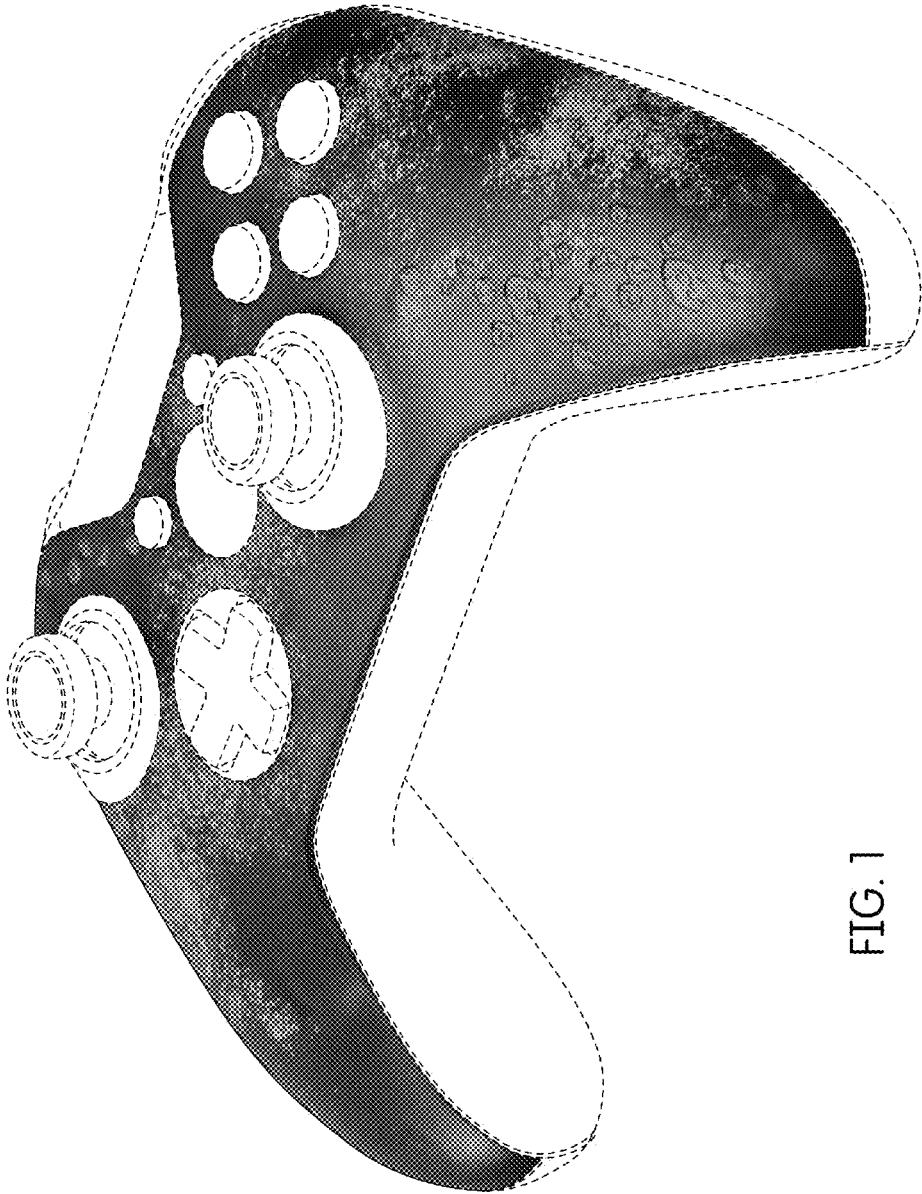


FIG. 1

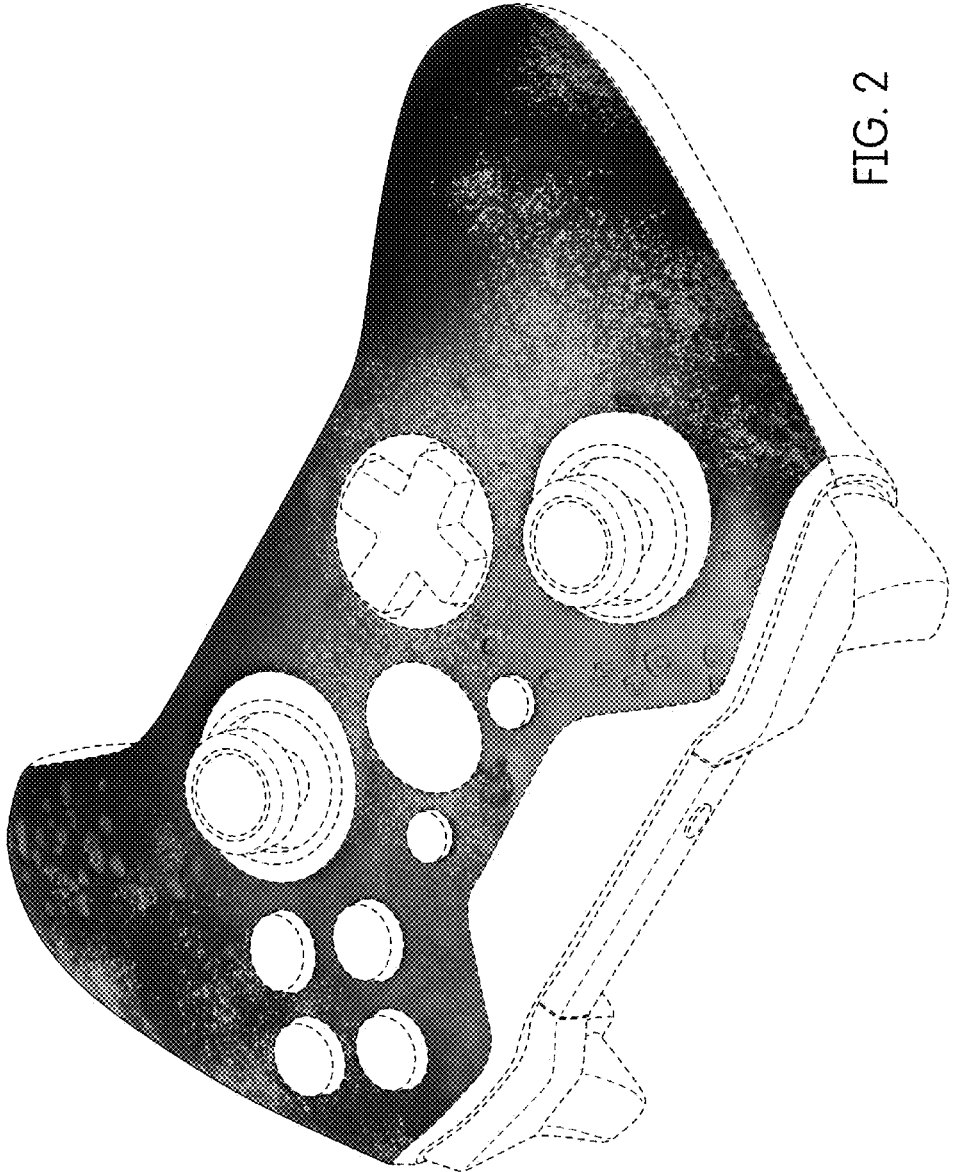


FIG. 2

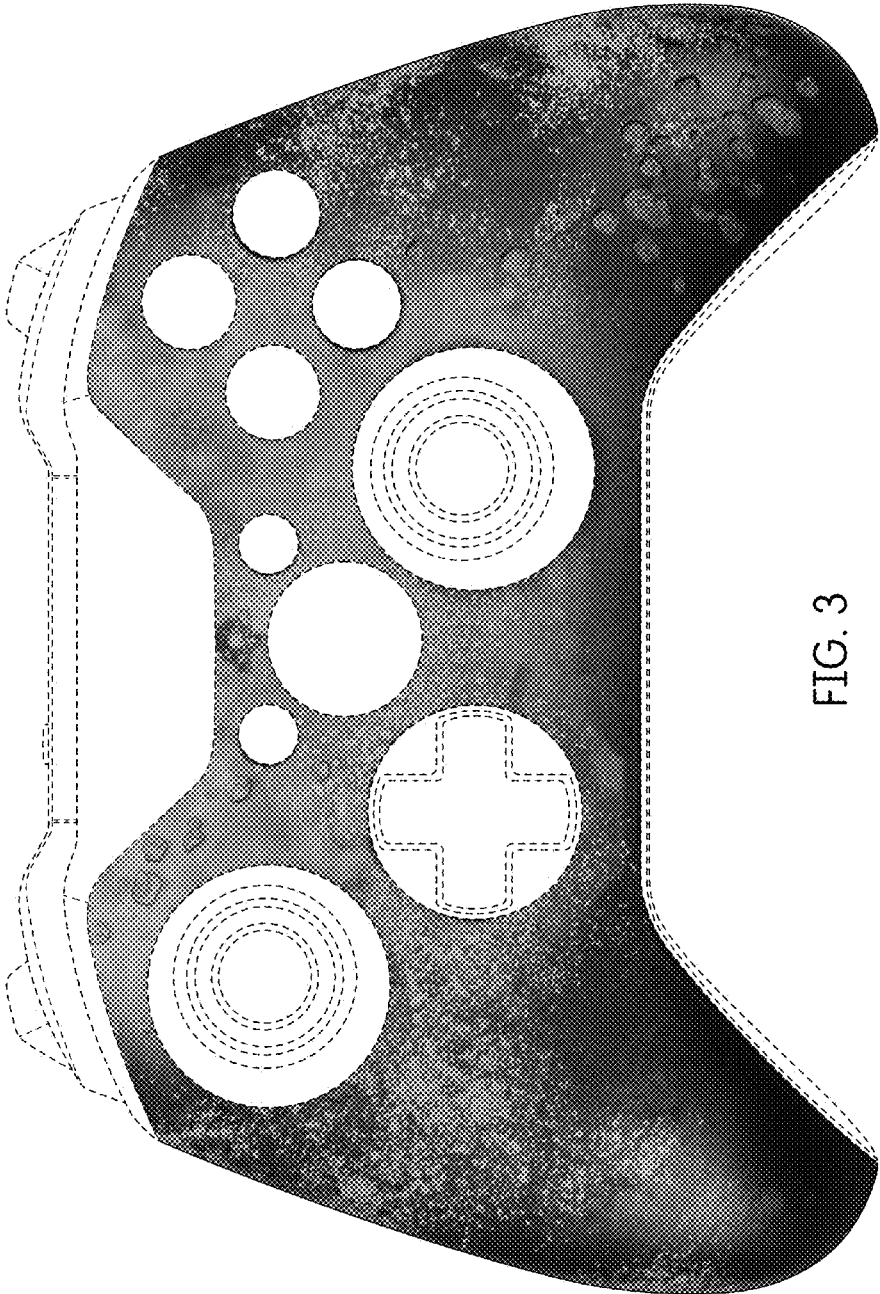


FIG. 3

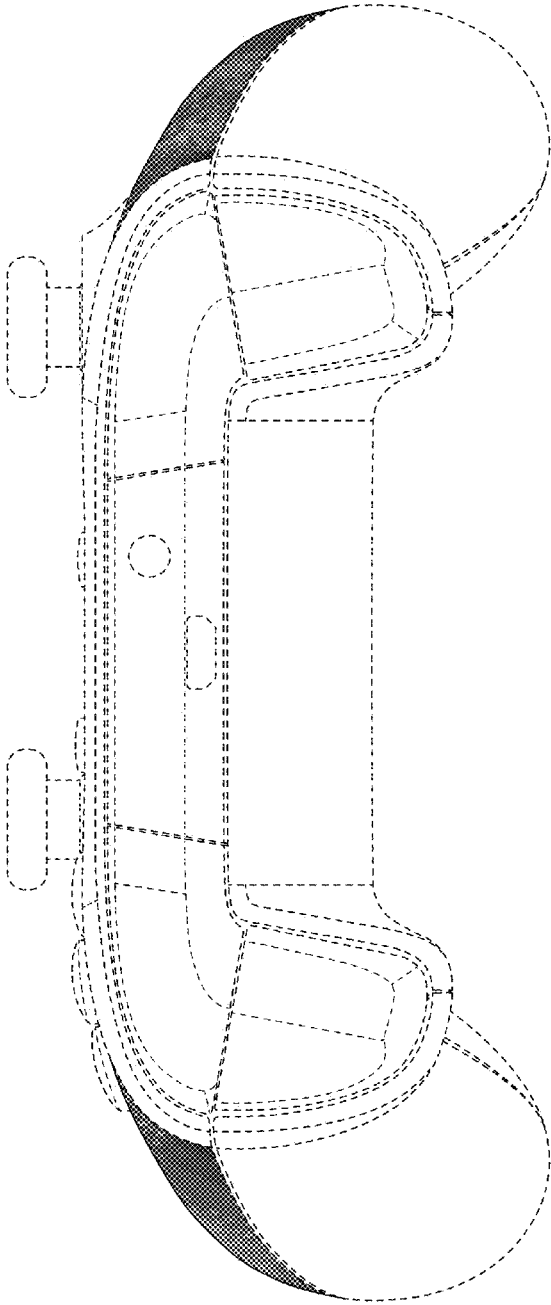


FIG. 4

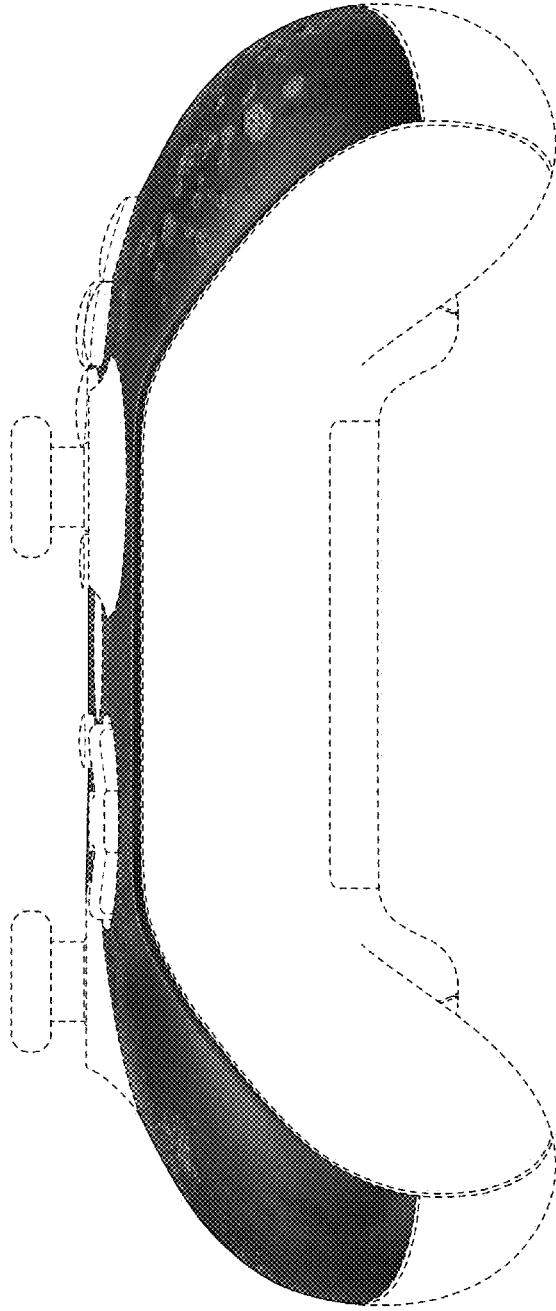


FIG. 5

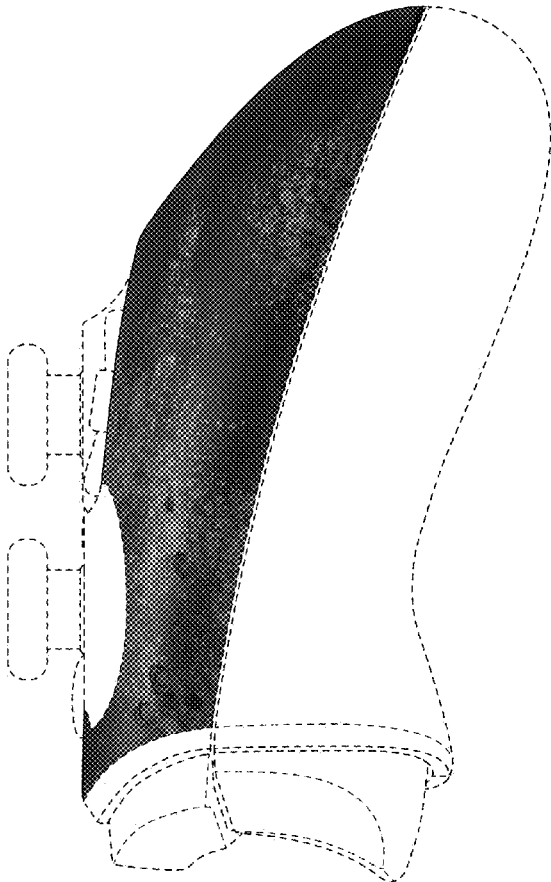


FIG. 6

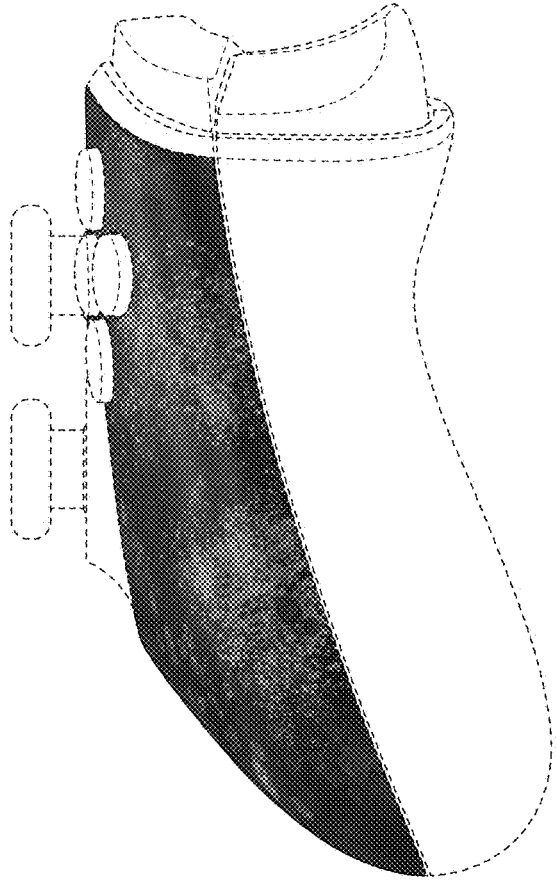


FIG. 7

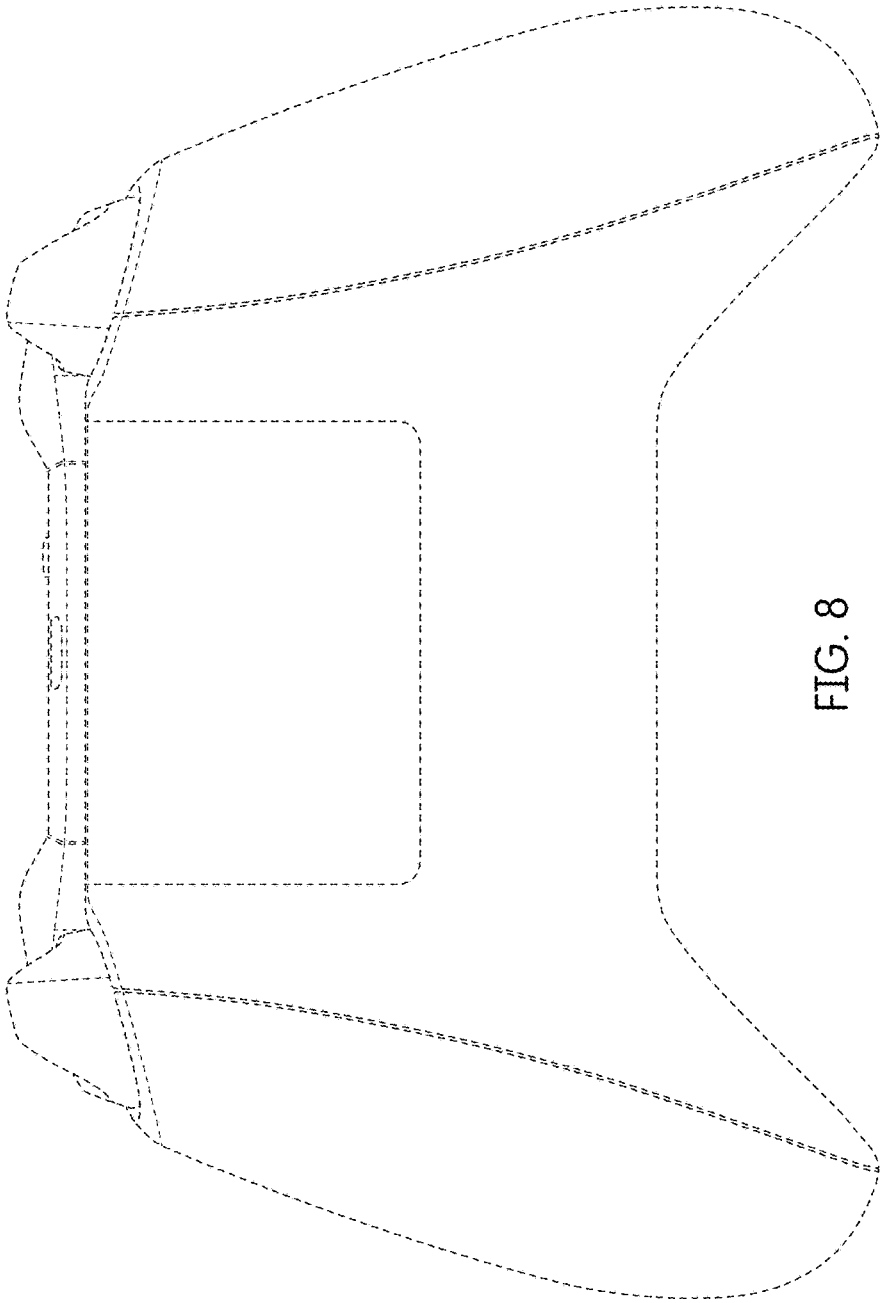


FIG. 8