



US 20080064862A1

(19) **United States**(12) **Patent Application Publication****Harvey et al.**(10) **Pub. No.: US 2008/0064862 A1**(43) **Pub. Date: Mar. 13, 2008**(54) **TRANSGENE EXPRESSION IN A AVIANS**

of application No. 11/210,165, filed on Aug. 23, 2005, now abandoned.

(75) Inventors: **Alex J. Harvey**, Athens, GA (US);
Jeffrey C. Rapp, Athens, GA (US)

(60) Provisional application No. 60/930,491, filed on May 16, 2007. Provisional application No. 60/994,203, filed on Sep. 18, 2007. Provisional application No. 60/640,203, filed on Dec. 29, 2004.

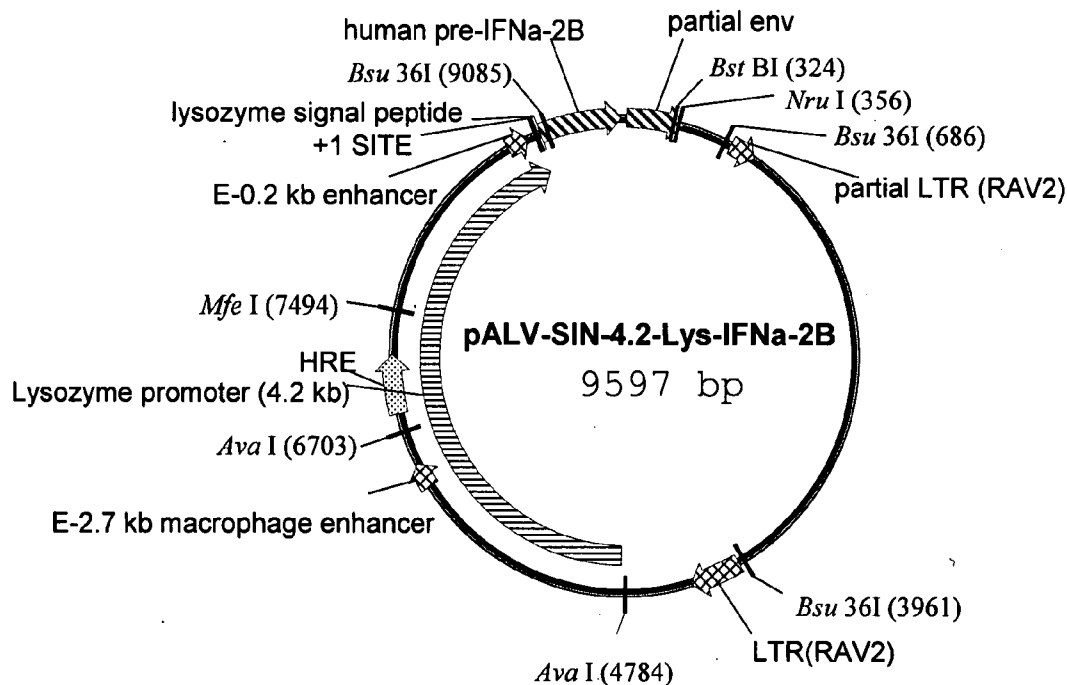
Correspondence Address:

AVIGENICS, INC.**111 RIVERBEND ROAD****ATHENS, GA 30605 (US)****Publication Classification**(73) Assignee: **AviGenics, Inc.**(51) **Int. Cl.****A01K 67/00** (2006.01)**C07H 21/04** (2006.01)**C12P 21/00** (2006.01)(21) Appl. No.: **11/978,360**(52) **U.S. Cl.** **536/22.1; 800/19; 800/4**(22) Filed: **Oct. 29, 2007****Related U.S. Application Data**(57) **ABSTRACT**

(63) Continuation-in-part of application No. 11/699,257, filed on Jan. 26, 2007.

Continuation-in-part of application No. 11/799,253, filed on May 1, 2007, which is a continuation-in-part

A transgenic avian containing in its genome an exogenous nucleotide sequence which includes a promoter component and a vector with reduced promoter interference wherein the exogenous nucleotide sequence is integrated into the genome and the avian.



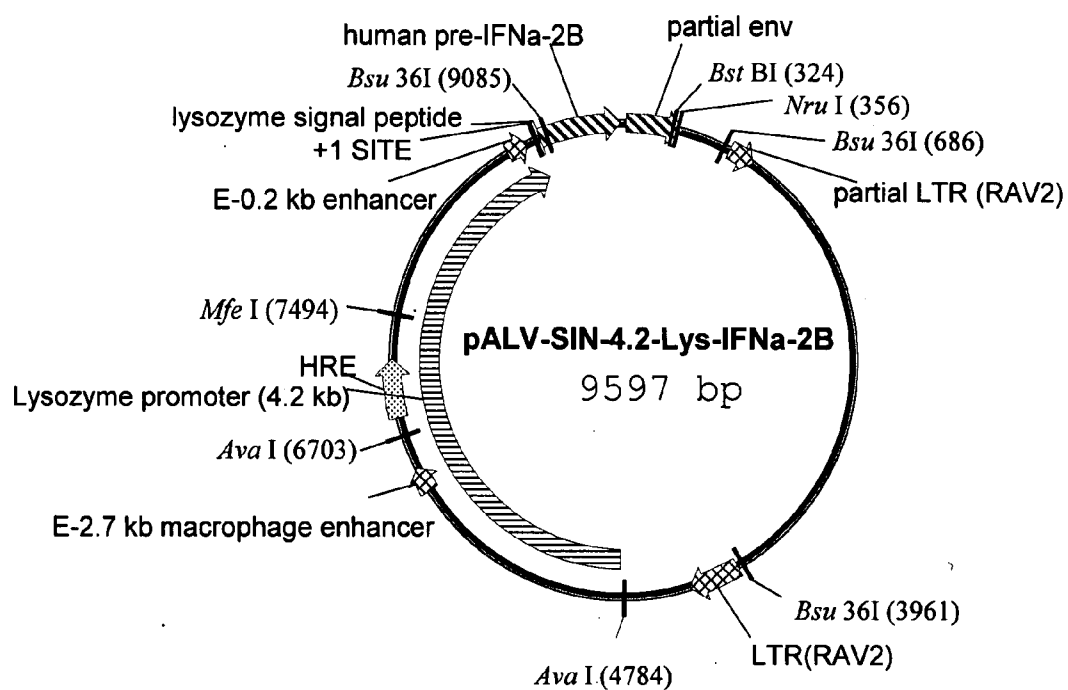


FIG. 1

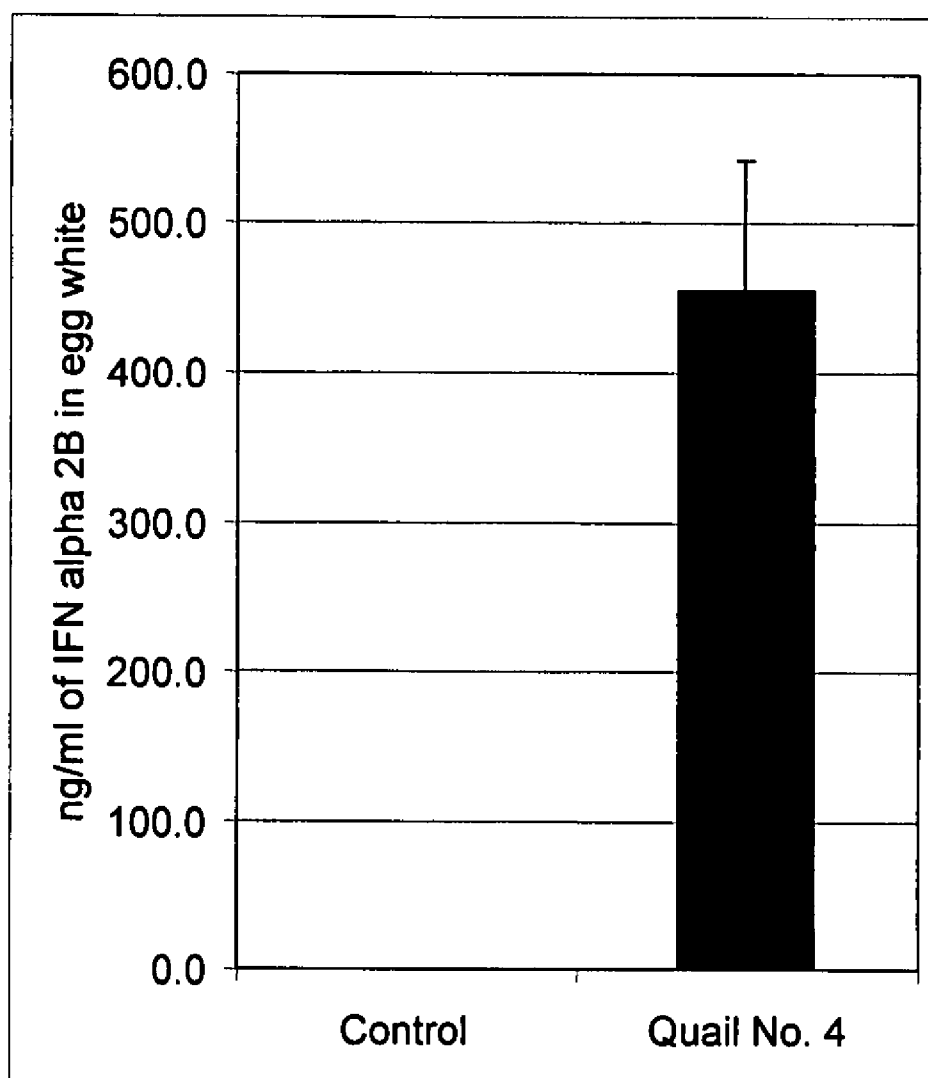


FIG. 2

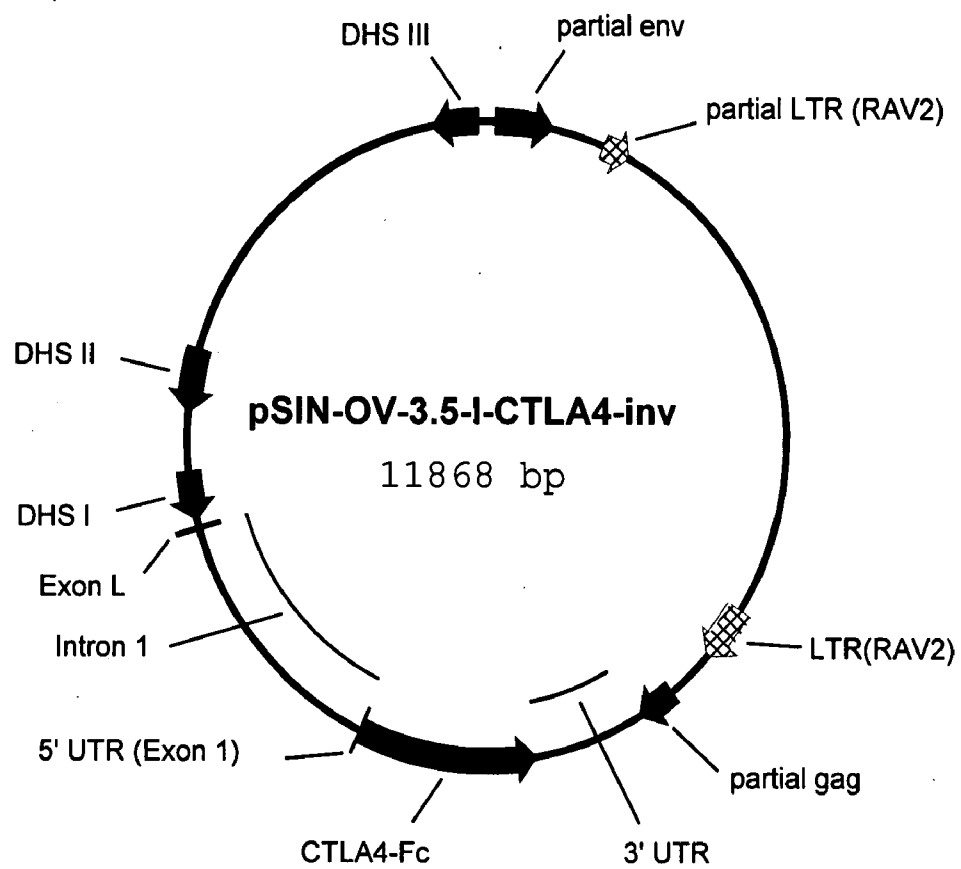


FIG. 3

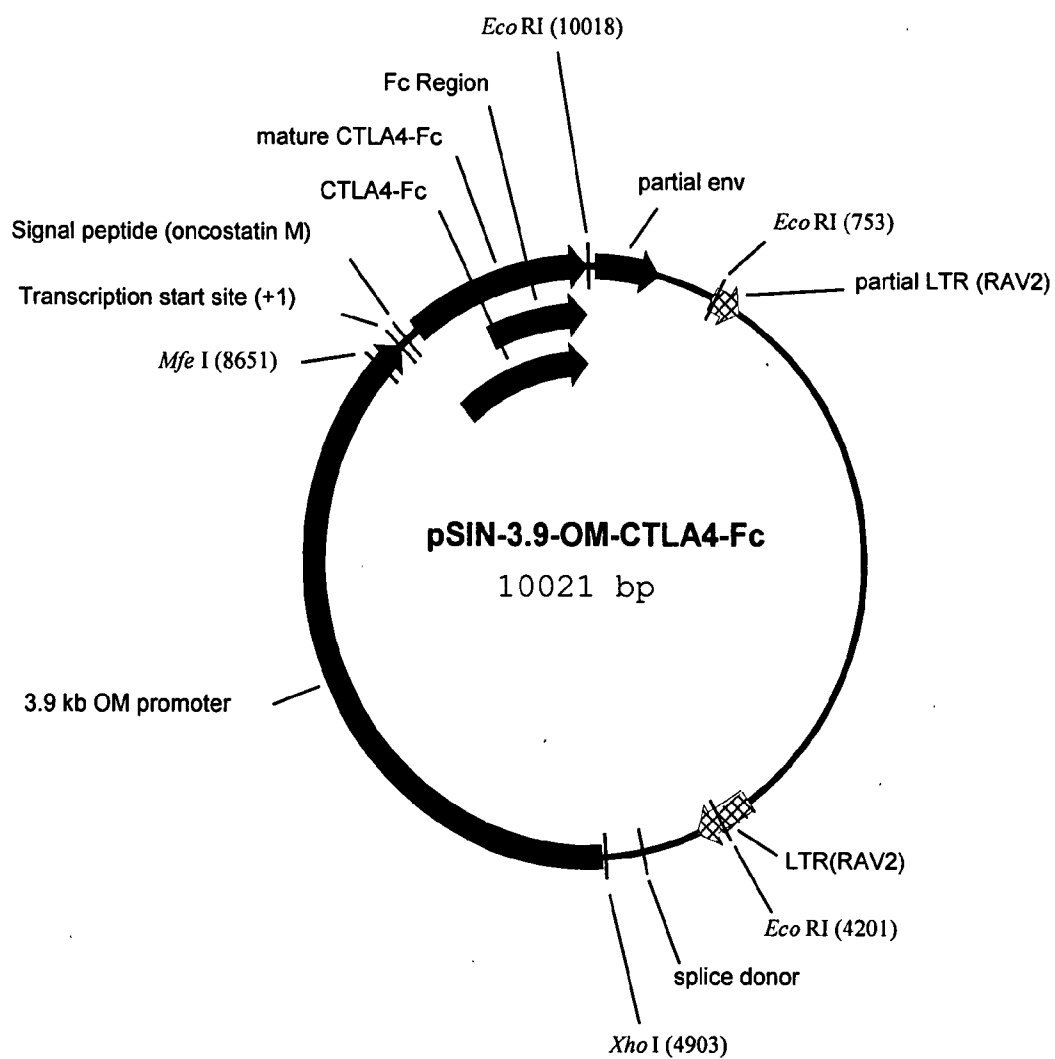


FIG. 4

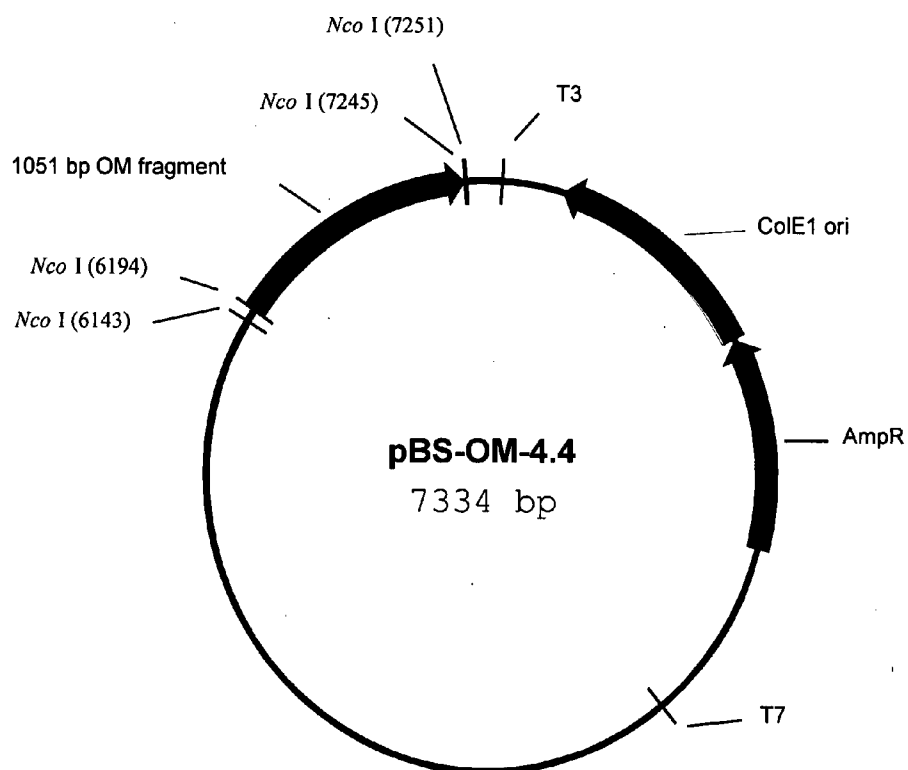


FIG. 5

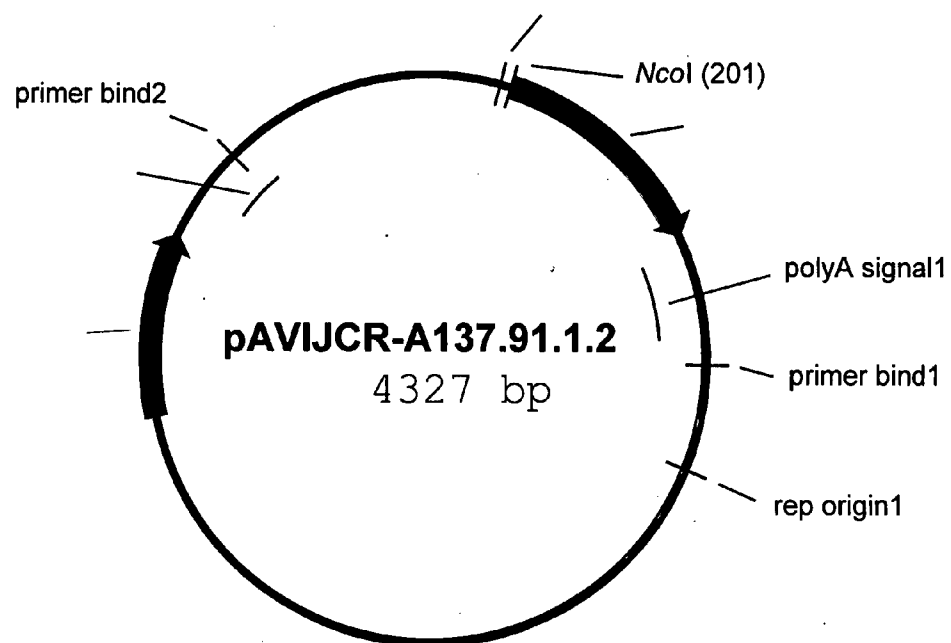


FIG. 6

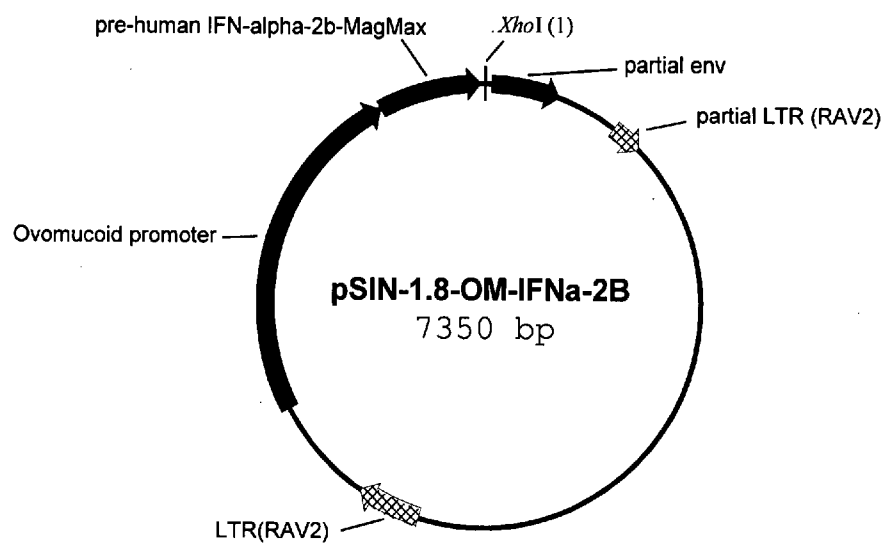


FIG. 7

| | | | | | | |
|-------------|-------------|-------------|-------------|-------------|-------------|------|
| ctgcagccca | ggcagcacac | tagagcagag | aaatctagtt | agcagcaacc | actggcagac | 60 |
| agaaatgatt | atatagatta | catactgacc | ctagcctctt | acactgccta | ctgcatcact | 120 |
| gaaaggactg | ggaagaagag | agtgcataaa | cgaagctgaa | gctaggagga | aggcaaggag | 180 |
| aactgaagct | gactagggaa | aagggggatt | aaaggtttaa | gtgtctattc | catagtttgc | 240 |
| tggtttgttt | tttgtcaatt | cctgaatcag | taatttttat | gttaatttag | aaaaaattac | 300 |
| aaacactccc | caagtcagga | ctgttaccta | caacagaagc | tcagatcagc | tgagcccttag | 360 |
| tctttttggtc | cctccctagg | gaatgctgta | tgtgtctctc | tctccaggcc | tgctcaaaat | 420 |
| tgacctcaga | cccaaaacttt | tgctgaatct | ccagtaccac | ctctttttgt | cctaactaga | 480 |
| taacaaagcc | ctgagcgctt | tgctttttagc | aaagctttaa | gtgccattac | caactgcacc | 540 |
| tggagccctt | acctaccctt | atggaccag | gctctatatt | taagctctgc | cctgaacctt | 600 |
| cacttctttc | ctgtcctaag | ttagatgtac | tagtatgggt | tgtaactgt | ctccagttca | 660 |
| aacacagctg | tgccataacc | tggccaagga | ctcctagtat | gacctgggct | gtgccttget | 720 |
| gctaaggacc | tgtctgggtga | ttgtctggacc | tgatcctaata | cctgaattaa | gaaatgattt | 780 |
| cttggtctga | ctggatgtgc | cctgtggtat | gatactgcct | tatgatttgg | actcttgttt | 840 |
| gcagctgtgc | aaatccctaa | ggagcccagt | ctctggccac | ctggaatctt | gtcactacca | 900 |
| aacttctctga | gggactgtgt | ttgtctgtgg | ttctgatctc | tggacagtac | tcacctttta | 960 |
| ctcagccccc | atccccagtt | aagccccctt | ccacctgccc | aggctctccg | ctccatccct | 1020 |
| agcaggggct | ctcatgacag | tgtgaccccc | ccttactcag | gtcagggccca | cttgtgccac | 1080 |
| gttcccttcc | tgtcttctgt | ccctgccttg | gctctaaagc | agtgtgtctac | catccacaac | 1140 |
| cactgcatct | ctctaaagta | agcctctcct | gagcccaagt | ctctgtaacg | aggaaggatg | 1200 |
| cactttgtct | agaaggatgc | gaggctgctt | ctgagctctg | agggcactga | cctcccatga | 1260 |
| ggtacacccc | ataccagga | ccacaattca | gcctgctgga | accatcaact | cctgctggag | 1320 |
| taaggccata | gcaagaccag | catccacctc | cctgcagccc | tgccctgccc | agatattggg | 1380 |
| cctgctgatc | tcaggatgca | gacttgtctc | tcagcttgac | ctaagcattg | ccctgtcttt | 1440 |
| atggaccacc | ctggttagca | agttcagtg | agaaggaggc | tgttggcatc | tagctaatat | 1500 |
| tccaccacaca | ttactgtctg | ctgactcatt | ctacgtctct | cccatcttgt | tacaataata | 1560 |
| atttggggaga | tcataattgaa | ggtcttaata | aagtcaaggc | atgtgatatt | ctctgctttg | 1620 |
| cccttgtttc | tagaataagc | cacttcatca | tagaagatga | aaatgctgat | cagcagagat | 1680 |
| ctgtgcttga | taaatccatg | ctggcttttc | ctatcacctt | atattccttc | atatgccttg | 1740 |
| agacacccaa | ggaggccttg | gatcagagct | gtctgtagca | gtcctaactg | gtatacaatt | 1800 |
| agttgtacaa | caggttagtg | tcgcataaat | agttggcgtg | agaaagtggg | cctgtgctgt | 1860 |
| gtcaagcata | gagtttgggt | tccagtcctg | ttctgcatgg | cacatatgcc | tgagcagctg | 1920 |
| ggtaatctct | gcattccaat | tggaaaggcag | gggcctgtag | gcagttccca | cttggcatgg | 1980 |
| gtgattgtac | cacctgtgtc | ctcatctgtg | aagcatcatg | ttttcattca | aatatccctt | 2040 |
| tgttttgacg | tagaataaga | cagaatttgt | tttttttctt | aagcaaatcc | tgcaagagct | 2100 |
| ctgaagaaca | aggtgtcagt | gaacttctag | ctccatagat | aggactttga | tcacatgtca | 2160 |
| tgcccttgatt | ggaggtctat | ccgatactga | acaacttgtg | gttccctgag | ggaatgtaag | 2220 |
| attactgata | ctactctctc | tttatgttag | ctacaataaa | tggtaggtta | agcaatagat | 2280 |
| acagagtttg | agtgcctttc | ttacaagcat | catagtgaac | aaatccactg | gtgatctacc | 2340 |
| ttttcaataa | ctacagagaa | ttgtaatctc | ttggattctc | ctccttcccc | gttctgaaaa | 2400 |
| tgtgttcttt | ttttccaaat | cagaaacctt | cctcaaccac | cctgactatt | ctttggacat | 2460 |
| tgttttgttc | ttgtctctaa | ataggcttta | taatttttgt | aagtgaagg | ctttgcatgc | 2520 |
| aggtgagggct | acaactcatt | cagtaacaat | gaggaagact | gtcagatttt | ggggaaaatt | 2580 |
| ctccccacca | accttttggc | agccagtaag | atgtaatcac | tgaatgtcat | gccacaaaga | 2640 |
| ccataccaac | atcagaccac | atatctacag | gaagctttaa | ggaatcattg | actgtacagt | 2700 |
| gaagggtaaa | tcaaatataa | atgaatgtga | ggtctgatac | gagatatcct | catgggaatc | 2760 |
| aagagcaaa | acaaatagtt | tttcacagtc | ttgtcatgat | ctgtcacaga | ccaaggcagc | 2820 |
| acagcaggca | acaatgttgg | tctcttcaga | atggcacagc | accgctgcag | aaaaatgcc | 2880 |
| ggtggactat | gaactcacat | ccaaaggagc | ttgacctgat | acctgatttt | cttcaaacag | 2940 |
| gggaaacac | acaatcccac | aaaatagctc | agagagaaac | catcactgat | ggctacagca | 3000 |
| ccaagggtatg | caatggcaat | ccattcgaca | ttcatctgtg | acctgagcaa | aatgatttat | 3060 |
| ctctccatga | atgggtgctt | ctttccctca | tgaaaaggca | atttccacac | tcacaatatg | 3120 |
| caacaaagac | aaacagagaa | caattaatgt | gctccttctt | aatgtcaaaa | ttgtagtggc | 3180 |
| aaagaggaga | acaaaatctc | aagttcttgag | taggttttag | tgattggata | agagggtttg | 3240 |
| acctgtgagc | tcacctggac | ttcatatcct | tttggataaa | aagtgctttt | ataactttca | 3300 |
| ggtctccgag | tctttattca | tgagactgtt | ggttttagga | cagaccacca | atgaaatgcc | 3360 |
| tggcatagga | aagggcagca | gagccttagc | tgaccttttc | ttgggacaag | cattgtcaaa | 3420 |
| caatgtgtga | caaaaactatt | tgtactgctt | tgcacagctg | tgctgggcag | ggcaatccat | 3480 |
| tgccacctat | cccaggtaac | cttccaactg | caagaagatt | gttgcttact | ctctctagac | 3540 |
| cccaagtc | aaccaactat | gcaggtatgc | tgacaacgct | atgatgacag | cctgttctga | 3600 |
| tcaagatctc | atttgttcat | ggacaatttt | tgttgcttgc | agctggtctt | ccattgggaa | 3660 |
| agagtgtagt | atatccttct | catctgacag | aaaagcagaa | attctcatgc | tccacactta | 3720 |
| atctacattg | ttttaaacca | ccagctactt | cttggagagg | aaaaatggct | tttataagac | 3780 |
| tcacaaaaca | aagctctgca | agtcaaatgc | atacaaaact | gttctgtagg | tctgggaatca | 3840 |

FIG. 8a

| | | | | | | |
|-------------|-------------|-------------|-------------|-------------|-------------|------|
| ggacactatg | tggaagtcaa | atagagaagc | tttaaaaaaa | cctttgggat | cattctcatc | 3900 |
| ttatatattg | agcagatac | tatgacagt | ataactgaca | taactgcatc | aatttccttg | 3960 |
| atatttttatt | tgctcttaaag | tacaagacat | agagatggac | gtaaagatgg | acatatgact | 4020 |
| caggtctgga | caggtccgtg | gtccatgtat | gataaaaagag | atgaagggaa | ggagaatgga | 4080 |
| gactgtctaa | gaagggcttc | agggacgttc | tgaaggcaga | tttgactgaa | tcagatgtac | 4140 |
| tgtccaagtc | tcatatgtag | caatggaaga | ctgatattgg | agaaatataa | agaaatggct | 4200 |
| gtgaactcaa | agtgaccctg | aacagaaaaag | ggatatggag | ttaaaaataat | ggcacagAAC | 4260 |
| tgaggtttat | atgatatacc | atgggctgca | gagggtcaga | gtgctccacc | atgggctctt | 4320 |
| cttgggctgc | agggaaacttc | tgtttctacac | ctggaacacc | tcctgcccctc | ctccgactcg | 4380 |
| acctcagtg | catcagggct | gtttctctca | cattttctca | ctcacctctc | ccaactacca | 4440 |
| ttgtacagca | gttgttctta | catcttgctc | ctcctgaggt | gcctctagca | tcgatcactg | 4500 |
| gctcagctct | ggccagtggc | agctcccttt | tgaggacacg | ggacagctgc | tgggctctgt | 4560 |
| tcacagaggg | cactccagca | gacctccact | accacaactt | gtagtgtaaa | tccactacaa | 4620 |
| ctttctgagc | tacagaaatg | aaatggagac | cctctctgct | atgggataca | aaagaggaaa | 4680 |
| cgtggcggtt | agtgctctg | ctcactggta | cacccaacca | caggggtgaga | agcagcctgt | 4740 |
| tgttattcac | tactcttagg | acagattatg | gtgaattggt | aataaaagca | tttcttcata | 4800 |
| acatccaaa | gaggaaatac | actaaattat | attttttatt | tattaattac | acatgcttaa | 4860 |
| ttatatatgg | catggttgct | ttgaaagaac | cttgtcctta | ctgaccagat | ctgctgtttg | 4920 |
| ctgagacaaa | atggctgaca | attttgcca | tgggtgatac | cttccccctt | ttctgtagca | 4980 |
| ttaggacaga | agttattctg | gagcctgtct | gacaagtcag | acttgataac | tttaagtatt | 5040 |
| tggaagtgtg | cttttcatgc | tggatgtcat | ctccagaacc | tcctgtgtctg | gtaagcagtt | 5100 |
| ccctgcctta | gtaagagccg | aaacggtctc | tcttttctct | gttatctcac | caggatatta | 5160 |
| caatgtgaca | ggactatctg | aactacgcca | acctgcaaat | tccaaatata | tatatatata | 5220 |
| tgtaagatat | ctatacacaa | attattagtg | tttgattgac | accagatgac | agagaagtgc | 5280 |
| atctgagaaa | acctattccc | aatctccttt | ctctttctgc | agactgacat | gcatttcata | 5340 |
| ggtagagata | acattttactg | ggaagcacat | ctatcatcat | aaaaagcagg | caagattttc | 5400 |
| agactttctt | agtggtctgaa | atagaagcaa | aagacgtgat | taaaaacaaa | atgaaacaaa | 5460 |
| aaaaatcagt | tgatacctgt | ggtgtagaca | tccagcaaaa | aaatattatt | tgactacca | 5520 |
| tcttgtctta | agtcctcaga | cttggcaagg | agaatgtaga | tttctacagt | atatatgttt | 5580 |
| tcacaaaagg | aaggagagaa | acaaaagaaa | atggcactga | ctaaacttca | gctagtggta | 5640 |
| taggaaagta | attctgctta | acagagattg | cagtgatctc | tatgtatgtc | ctgaagaatt | 5700 |
| atgttgtact | tttttcccc | atttttaaat | caaacagtgc | tttcagaggg | tcagaatggg | 5760 |
| ttctttactg | tttgtcaatt | ctattatttc | aatacagaac | aatagcttct | ataactgaaa | 5820 |
| tatatattgct | atgttatatt | atgattgtcc | ctcgaaacct | gaacactcct | ccagctgaat | 5880 |
| ttcacaaattc | ctctgtcatc | tgccaggcca | tttaagttatt | catggaagat | ctttgaggaa | 5940 |
| cactgcaagt | tcatatcata | aacacatttg | aaattgagta | ttgttttgca | ttgtatggag | 6000 |
| ctatgttttg | ctgtatcctc | agaaaaaaag | tttgttataa | agcattcaca | cccataaaaa | 6060 |
| gatagattta | aattttccag | ctataggaaa | gaaagtgctg | ctgtctctca | ctctagtctc | 6120 |
| agttggctcc | ttcacatgca | tgtctcttta | tttctcctat | tttgtcaaga | aaataatagg | 6180 |
| tcacgtcttg | ttctcactta | tgtcctgcct | agcatggctc | agatgcacgt | tgtagataca | 6240 |
| agaaggatca | aatgaaacag | acttctgggt | tgttactaca | accatagtaa | taagcacact | 6300 |
| aactaataat | tgtcaattat | gttttccatc | tctaagggtc | ccacattttt | ctgttttctt | 6360 |
| aaagatccca | ttatctgggt | gtaactgaag | ctcaatggaa | catgagcaat | atttcccagt | 6420 |
| cttctctccc | atccaacagt | cctgatggat | tagcagaaca | ggcagaaaaac | acattgttac | 6480 |
| ccagaattaa | aaactaatat | ttgctctcca | ttcaatccaa | aatggaccta | ttgaaactaa | 6540 |
| aatctaacc | aatcccatta | aatgatttct | atggcgctcaa | aggtcaaaact | tctgaaggga | 6600 |
| acctgtgggt | gggtcacaa | tcaggctata | tattccccag | ggctcagcca | gtgtctgtac | 6660 |
| atacagctag | aaagctgtat | tgccttttagc | agtcgaagctc | gaaaggtaag | caactctctg | 6720 |
| gaattacctt | ctctctatat | tagctcttat | ttgcacctaa | actttaaaaa | attaacaatt | 6780 |
| attgtgctat | tgtgtgtatc | tttaagggtg | aagtacctgc | gtgatacccc | ctataaaaaac | 6840 |
| ttctcacctg | tgtatgcatt | ctgcactatt | ttattatgtg | taaaagcttt | gtgtttgttt | 6900 |
| tcaggaggct | tattctttgt | gcttaaaaata | tgtttttaat | ttcagaacat | cttatcctgt | 6960 |
| cgttcaact | ctgatatgct | ttgcagtttg | cttgattaac | ttctagccct | acagagtgc | 7020 |
| cagagagcaa | aatcatgggt | ttcagtgaa | tctggggagt | tatttttaag | tgaatttct | 7080 |
| ctagaagttt | aattcctgca | aagtgcagct | gctgatcact | acacaagata | aaaatgtggg | 7140 |
| gggtgcataa | acgtatatct | ttacaataat | agatacatgt | gaacttatat | acagaaaaga | 7200 |
| aaatgagaaa | aatgtgtgtg | tgtatactca | cacacgtggt | cagtaaaaaac | ttttgagggg | 7260 |
| tttaatacac | aaaatccaat | cctgaggccc | cagcactcag | tacgcataa | aagggctggg | 7320 |
| ctctgaagga | cttctgactt | tcacagatta | tataaatctc | aggaaagcaa | ctagattcat | 7380 |
| gctggctcca | aaagctgtgc | tttatataag | cacactggct | atacaatagt | tgtacagttc | 7440 |
| agctctttat | aatagaaaca | gacagaacaa | gtataaatct | tctatttggtc | tatgtcatga | 7500 |
| acaagaattc | attcagtggt | tctgttttat | agtaaacatt | gctattttat | catgtctgca | 7560 |
| tttctcttct | gtctgaatgt | caccactaaa | atttaactcc | acagaaagtt | tatactacag | 7620 |
| tacacatgca | tatctttgag | caaagcaaac | catacctgaa | agtgcaatag | agcagaatat | 7680 |

FIG. 8b

| | | | | | | |
|-------------|-------------|-------------|-------------|-------------|-------------|-------|
| gaattacatg | cgtgtctttc | tcctagacta | catgacccca | tataaattac | attacttatc | 7740 |
| tattctgcca | tcacccaaaac | aaaggtaaaa | atacttttga | agatctactc | atagcaagta | 7800 |
| gtgtgcaaca | aacagatatt | tctctacatt | tatttttagg | gaataaaaaat | aagaaataaa | 7860 |
| atagtcagca | agcctctgct | ttctcatata | tctgtccaaa | cctaaagtgt | actgaaattt | 7920 |
| gctctttgaa | tttccagttt | tgcaagccta | tcagattgtg | ttttaatcag | aggctactgaa | 7980 |
| aagtatcaat | gaattctagc | tttctactgaa | caaaaaatag | tagaggcaac | tggcttctgg | 8040 |
| gacagtttgc | tacccaaaag | acaactgaat | gcaaatacat | aaatagattt | atgaatatgg | 8100 |
| ttttgaacat | gcacatgaga | gggtgatata | gcaacagaca | cattaccaca | gaattacttt | 8160 |
| aaaactactt | gttaacattt | aattgcctaa | aaactgctcg | taatttactg | ttgtagccta | 8220 |
| ccatagagta | ccttgcatgg | tactatgtac | agcattccat | ccttacattt | tcactgttct | 8280 |
| gctgtttgct | ctagacaact | cagagttcac | catgggctcc | atcgggtcag | caagcatgga | 8340 |
| attttgtttt | gatgtattca | aggagctcaa | agtccaccat | gccaatgaga | acatcttcta | 8400 |
| ctgccccatt | gccatcatgt | cagctctagc | catggtatac | ctgggtgcaa | aagacagcac | 8460 |
| caggacacaa | ataaataagg | tgagcctaca | gttaaaagatt | aaaacctttg | ccctgctcaa | 8520 |
| tgagccaca | gcacttaatt | gtatgataat | gtcccttggg | aactgcatag | ctcagaggct | 8580 |
| gaaaatctga | aaccagagtt | atctaaaagt | gtggccacct | ccaactccca | gagtgttacc | 8640 |
| caaatgcact | agctagaaat | cttgaaactg | gattgcataa | cttctttttg | tcataaccat | 8700 |
| tatttcagct | actattattt | tcaattacag | gttgttcgct | ttgataaaat | tccaggattc | 8760 |
| ggagacagta | ttgaagctca | ggtacagaaa | taatttcacc | tccttctcta | tgtccctttc | 8820 |
| ctctgggaag | aaaatacagc | agatgaagca | atctcttagc | tgttccaagc | cctctctgat | 8880 |
| gagcagctag | tgctctgcat | ccagcagttg | ggagaacact | gttcataaga | acagagaaaa | 8940 |
| agaaggaagt | aacaggggat | tcagaacaaa | cagaagataa | aactcaggac | aaaaataaccg | 9000 |
| tgtgaatgag | gaaactttgt | gatattttga | cgcttaagca | agacagctag | atgattctgg | 9060 |
| ataaatgggt | ctggttgaaa | aagaaggaaa | gcctggctga | tctgctggag | ctagattatt | 9120 |
| gcagcaggta | ggcaggagtt | ccctagagaa | aagtatgagg | gaattacaga | agaaaaacag | 9180 |
| cacaaaattg | taaatattgg | aaaaggacca | catcagtgta | gttactagca | gtaagacaga | 9240 |
| caggatgaaa | aatagttttg | taaacagaa | tatctaacta | ctttactctg | ttcatacaact | 9300 |
| acgtaaaaat | tactaaagta | taaaactaga | ataacaacat | ctttctttct | ctttgtattc | 9360 |
| agtgtggcac | atctgtaaac | gttcaactct | cacttagaga | catccctaac | caaatcacca | 9420 |
| aaccaaattg | tgtttattcg | ttcagccttg | ccagtagact | ttatgctgaa | gagagatacc | 9480 |
| caatcctgcc | agtaagttgc | tctaaaatct | gatctgagtg | tattccatgc | caaagctcta | 9540 |
| ccattctgta | atgcaaaaac | agtcagagtt | ccacatgttt | cactaagaaa | atttcttttt | 9600 |
| ctcttgtttt | tacaaaatga | agagaggaca | aataacattt | ctctatcacc | gacctgaaac | 9660 |
| tctacagctc | tcagagaatg | aatggcttgc | taaaagaatg | tcaaatctta | ctatacagct | 9720 |
| atttcatatt | acactactaa | atacactata | aggcatagca | tgtagtaata | cagtgtaaaa | 9780 |
| tagcttttta | cactactata | ttattaatat | ctgttaattc | cagtccttga | tttcacattt | 9840 |
| gcaaaaagtt | ttgaaattcg | tatctgaaag | ctgaatactc | ttgctttaca | ggaataacttg | 9900 |
| cagtggtgta | aggaaactga | tagaggaggc | ttggaacctc | tcaactttca | aacagctgca | 9960 |
| gatcaagcca | gagagctcat | caattcctgg | gtagaaaatg | agacaaatgg | taaggtagaa | 10020 |
| catgctttgt | acatagttag | agttggttca | ccctaatact | gagaacttgg | atatagtctc | 10080 |
| gccagcgtgc | tttgcttcaa | agcttaccag | agctgttgta | tgcctgttaa | gcagggcata | 10140 |
| cagtcagtag | gctcttgaaa | aatcttaaca | gacaaaaggc | aatggaaaaa | cggaggttaag | 10200 |
| ggatggtagg | gataaaaatg | atagaaaag | gtaccacaat | tttgattttt | gccctaagtc | 10260 |
| ctctctcgct | ggttcctcaa | ttttctact | tcattctctc | tctcctcaga | gcattccttt | 10320 |
| ccctcatgct | tgaaacacag | atgaaagact | gtgaattcta | actgagatga | aaacatccac | 10380 |
| aaccacacaa | cctctgggtg | ggagtcacat | tctgtgaagg | caaaaactag | gccacgtaat | 10440 |
| ctatgcgtgc | aagctacgcy | taagctatgt | gtgtgacagg | acaatgtgag | gaacatacta | 10500 |
| tgtgcacaa | gactgcagaa | taaacaggag | caaagttttt | gaagaaaaca | gagtaaaatc | 10560 |
| ctgttttctt | cttttgttac | attctttaca | tatatctcaa | atttctcttt | tggttagaag | 10620 |
| caagtaatat | ttatgtttct | tggtagctgt | tgggttgaag | accattcttg | gataagagaa | 10680 |
| attccagtg | ttcttccctt | aatcataaaa | tgtcaggttt | agtttttttg | taacacagaa | 10740 |
| atctcttcat | cttttatctt | ttgtgtgat | tcttgataga | gagagaaaaa | agacttactg | 10800 |
| acaatagcag | caagaaaatc | aatcttggaa | gaacaagatt | gcaattgcaa | aaacaaacca | 10860 |
| atgtccttgc | ccctacatcc | tcttcccat | aaattctaca | ttctctatct | acctgtgtct | 10920 |
| tgccaaacatg | atatacgtaa | actctctttt | cctattcatt | cttaaggaa | ttatcagaaa | 10980 |
| tgtccttcag | ccaagctccg | tggattctca | aactgcaatg | gttctgttta | atgccattgt | 11040 |
| cttcaaagga | ctgtgggaga | aagcatttaa | ggatgaagac | acacaagcaa | tgcttttcag | 11100 |
| agtgactgag | gtatatgggc | ataccctaga | gatgtaatct | agaatttatg | aagagagtag | 11160 |
| acatgttgtt | atatgaacac | tgcattagcg | tatctgtctc | tttgtctgca | tctctttcag | 11220 |
| acactgtgtt | aaaagcagg | aattttctct | atgtctctct | cgctacaata | ttcctgacat | 11280 |
| tgcaaaagctc | ctgagaaata | acttcagatt | ccacttttcc | taggaaggct | tctggatgag | 11340 |
| aactaatcat | cttaactgta | actagacatt | tctgcattca | agaataatct | ttgttaaaac | 11400 |
| tatattctct | ctctcttttt | ttttttttt | tggttctcca | gcaagaaaagc | aaacctgtgc | 11460 |
| agatgatgta | ccagattggt | ttatttagag | tggcatcaat | ggcttctgag | aaaatgaaga | 11520 |

FIG. 8c

| | | | | | | |
|-------------|-------------|-------------|-------------|-------------|-------------|-------|
| tctctggagct | tccatttggc | agtggggacaa | tgagcatggt | ggtgctgttg | cctgatgaag | 11580 |
| tctcaggcct | tgagcaggt | tggccctaga | agttggcttc | agaatattaa | aaacacatgg | 11640 |
| aaatttagct | gttgtaaacg | tcttttcaac | acagttatcc | taaaacattt | aaccagcaca | 11700 |
| aatctcatca | tgattcaata | tgtgattggt | gcatagaagt | gtagatttgt | cccactgggt | 11760 |
| cctgcaatag | cccatgctga | gcatggcttg | ctgaaagaac | tgcttttagag | ggtgaaaagt | 11820 |
| ttgacacagc | agacaagatg | attctcacct | aagcagctgt | tactgtatgt | gcttgaactc | 11880 |
| taaaggtctt | gtatctccat | tcctgtgcac | tgaggagctt | cttggaagt | tcataataag | 11940 |
| tttactagtt | ctaactatta | tctcatttgg | tggcactcaa | tggtctttgt | tcacgtcttc | 12000 |
| ataaatataa | ctatctaaaa | attggatgtg | gttaaaagcaa | tttcagaaat | aacatgtaca | 12060 |
| taatgtacaa | ttattgatat | gaacagaaca | caggcatagc | atattgtaat | taggaggact | 12120 |
| gtagttatgt | tgaataggaa | acacaatgta | ataaatgaga | attcattgaa | atgttagtat | 12180 |
| gctaactcaa | tctaaattat | aaagataaag | aggcatttaa | tcacagctag | atttccatca | 12240 |
| cttgtgacag | acaggcatat | gaatgattat | gtacagctct | aggaaaaaaa | gtatgtagga | 12300 |
| aaactagtag | atttttgatt | gaaagtctga | aaatgaggtg | ccttgatcaa | agagaatacg | 12360 |
| tgtgtttgag | aaaaaaaaag | tttgataga | ggtggtgaag | gagaatatat | tgaatgggtg | 12420 |
| tttctacaaa | ctgccatggc | cagattttgtg | taagagacat | tcagtaagta | ggcaaggaaa | 12480 |
| gaaatattac | taggtacaaa | gcaacatcag | taataccaaa | agaaaccaat | tattccagat | 12540 |
| gccaatctcg | taatagggtt | aagagatttc | caccctctca | gtggtcacca | gtgcaaccag | 12600 |
| taactttgct | aatttaccat | ttcttttttt | aaatggcaga | tatagctttg | aactgagtga | 12660 |
| tcatagaactg | gtactgtgta | atagatgaag | acatacttga | cgactaaact | tctgattttt | 12720 |
| aaaaactcaa | attctcttga | aagatcagtt | cccagcttag | taacagctga | tagtttaagt | 12780 |
| atcagtaatt | ggctaccatt | aacaactggc | tcctgagagg | tcttaaatgt | agagacagct | 12840 |
| ttaaactcaa | aagcacagag | tgatttttag | aatagatttc | ccaagcaaag | aaaataaaca | 12900 |
| gggaggagct | ttaagggagt | agccatctca | ttattattat | tatttaaaga | aatggcagca | 12960 |
| agcctacaaa | agaaaaataa | gacagagcag | agaagaaaag | gtcatgggat | gcttttctat | 13020 |
| cttagcaaaa | ttaatctcta | catgcctagg | aaaaagccat | gacaagagca | atcagttcaa | 13080 |
| aaggtgtatg | caaaaaacca | cataatagta | actagtactg | cattggcagg | aaggaaagta | 13140 |
| tgtcgccatt | ccatggatct | cattctcatt | tccttgacgc | ttgagagtat | aatcaacttt | 13200 |
| gaaaaactga | ctgaatggac | cagttctaat | gttatggaag | agaggaagat | caaagtgtac | 13260 |
| ttactctgca | tgaagatgga | ggaaaaatac | aacctcacat | ctgtcttaat | ggctatgggc | 13320 |
| attactgacg | tgtttagctc | ttcagccaat | ctgtctggca | tctcctcagc | agagagcctg | 13380 |
| aagatatctc | aagctgtcca | tgacgcacat | gcagaaatca | atgaagcagg | cagagagggtg | 13440 |
| gtagggtcag | cagaggctgg | agtggatgct | gcaagcgtct | ctgaagaatt | tagggctgac | 13500 |
| catcatttcc | tcttctgtat | caagcacatc | gcaaccaacg | ccgttctctt | ctttggcaga | 13560 |
| tgtgtttccc | cttaaaaaag | agaaagctga | aaaactctgt | cccttccaac | aagaccagca | 13620 |
| gcactgtagt | atcaggggta | aaatgaaaag | tatgttatct | gctgcatcca | gacttcataa | 13680 |
| aagctggagc | ttaatctaga | aaaaaaatca | gaaagaaatt | acactgtgag | aacagggtgca | 13740 |
| attcactttt | cctttacaca | gagtaatact | ggtaactcat | ggatgaaggc | ttaagggaat | 13800 |
| gaaattggac | tcacagtact | gagtcacac | actgaaaaat | gcaacctgat | acatcagcag | 13860 |
| aaggtttatg | ggggaaaaat | gcagccttcc | aattaagcca | gatatctgta | tgaccaagct | 13920 |
| gctccagaat | tagtcaactca | aaatctctca | gattaaatta | tcaactgtca | ccaaccattc | 13980 |
| ctatgctgac | aaggcaattg | cttgttctct | gtgttctctg | tactacaagg | ctcttctctga | 14040 |
| cttctcaaa | atgcattata | aaaatcttat | aattcacatt | tctccctaaa | ctttgactca | 14100 |
| atcatggtat | gttggtcaaat | atgttatatt | actattcaaa | ttgttttctt | tgtaccata | 14160 |
| tgtaatgggt | cttgtgaatg | tgctcttttg | ttcctttaat | cataataaaa | acatgtttaa | 14220 |
| gcaaacactt | ttcacttgta | gtatttgaag | tacagcaagg | ttgtgtagca | gggaaagaat | 14280 |
| gacatgcaga | ggaataagta | tggacacaca | ggctagcagc | gactgtagaa | caagtactag | 14340 |
| tgggtgagaa | gttgaacaag | agtcccctac | aagcaactta | atctaataag | ctagtgggtc | 14400 |
| acatcagcta | aaagagcata | gtgagggatg | aaattggttc | tcctttctaa | gcataccctg | 14460 |
| ggacaactca | tctggagcag | tgtgtccaat | ctgcccgtgc | cctgatctcg | gctgggggtga | 14520 |
| tgggacagac | cttggtctgc | actgagacat | ctgagacact | gagatctgtc | tcaactcaga | 14580 |
| tttaccctaa | aacagctcat | tgccaacaga | acaaaatctc | aaacttatgg | ctagtgtatga | 14640 |
| cagcagtcag | ttgtcccatc | tgtgaccac | caaggctggc | atgctggaat | gagcaggctt | 14700 |
| tgggtggcatg | tagttactgg | acagcaccac | tgacatgggc | aggggaaaaa | ctgagcatgg | 14760 |
| tgtaaatcac | tgccctcaag | ccacttctct | gtgcctgcac | catgcttgaa | agctcttcta | 14820 |
| caggagctgg | gtttgttcaa | gaaagcttct | gtttctccca | tctgcttctt | gtaccttcac | 14880 |
| agggacagag | ttagaagggt | acagccatgg | ctggaagggtg | ctgactttca | aatgtgccta | 14940 |
| attttccctt | ggttgctgct | gcagctgcag | aagaagggtg | tcagaagcca | agagctttga | 15000 |
| gataaggatg | cctaacctat | gttgaagaca | tttgtgtgta | cacctcaggc | cccaggatag | 15060 |
| gacaactgct | ggattgtggc | taaccacta | gctacagaa | ctaatttata | ttaccagatt | 15120 |
| aggaagagca | aaagaacatg | tatttataac | aggaggtctt | ctgtgcttct | ctactaaaag | 15180 |
| gtgctgtgaa | ggagcccaca | gtgcagcagt | gtatgaggcc | tgaagagggc | cgcagcacac | 15240 |
| gaagagccct | ggtaggagca | gcacacagag | gggcaggagg | gctgggggaa | ctgccacca | 15300 |
| tggggacctg | tgtgaagcag | tgactcctg | aggggtggac | tgctgtggaa | aggaaaagaa | 15360 |

FIG. 8d

| | | | | | | |
|------------|------------|-------------|------------|-------------|-------------|-------|
| agcaaacaga | cctgtgatga | actgtcacac | agactgcaga | gtgacagagg | agggcacgag | 15420 |
| gcagtgcgcc | cactgcaggg | agtggcgctc | cttcctcaca | gcagcgctaa | cagcttggca | 15480 |
| ccaatattca | gtagtctgtg | gtgatacttt | ttccagtttc | accacacagc | atttcgcttg | 15540 |
| ttctacttgt | tttagcttcc | ccccccaca | agataacaca | tactttgccca | gtcagtcctt | 15600 |
| aagaccttaa | cttaacagtt | agcaaacagg | atcttgcaaa | agaaggaaga | taacatgaca | 15660 |
| ccaccttcac | tgggtgataa | atagttcaaa | tactttcctt | cactttcccg | taaattagtt | 15720 |
| gattgcaggt | caggagataa | caggggaact | tactgcaaga | gagaaaaatga | tgtttaatat | 15780 |
| tgtcttggac | tttctggtgg | tctgggcatg | aaaatggggt | actcaaaatc | ctcgggacgt | 15840 |
| ttatttttca | cctgatttat | tcccaaaactg | cactatttct | aggccattgg | agttcttattc | 15900 |
| aattaaatta | tactttggct | ctctgctatc | tcactccctt | tcactcttcag | catcactttc | 15960 |
| agcacaatta | caggagaaga | cttagactca | gagctttagg | actcatcata | agaggctttc | 16020 |
| attgctctgt | caccacaccc | catatagatc | t | | | 16051 |

FIG. 8e

AATTGAGGAGCTTTGTTTCCTTGGGTTCTTGGGAGCAGCAGGAAGCACTATGGGCGCAGC
GTCAATGACGCTGACGGTACAGGCCAGACAATTATTGTCTGGTATAGTGCAGCAGCAGA
ACAATTTGCTGAGGGCTATTGAGGCGCAACAGCATCTGTTGCAACTCACAGTCTGGGGC
ATCAAGCAGCTCCAGGCAAGAATCCTGGCTGTGGAAAGATACCTAAAGGATCAACAGCT
CCTGGTAC

FIG. 9a

AATGTGGGGAGGGCAAGGCTTGCGAATCGGGTTGTAACGGGCAAGGCTTGACTGAGGGG
ACAATAGCATGTTTAGGCGAAAAGCGGGGCTTCGGTTGTACGCGGTTAGGAGTCCCCTC
AGGATATAGTAGTTTCGCTTTTGCATAGGGAGGGGGAAT

FIG. 9b

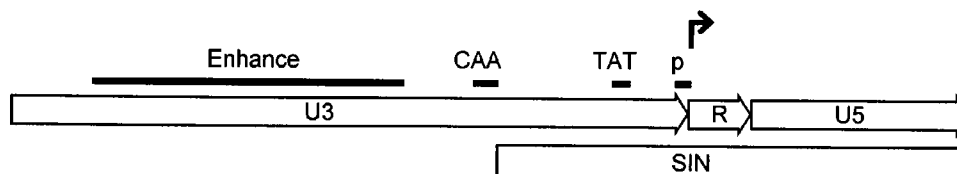


FIG. 10 a

| | |
|--|-----|
| AATGTAGTCTTATGCAATACTCTTGTAGTCTTGCAACATGCTTATGTAACGATGAGTTAG | 60 |
| CAACATGCCTTATAAGGAGAGAAAAAGCACCGTGCATGCCGATTGGTGGGAGTAAGGTGG | 120 |
| TATGATCGTGGTATGATCGTGCCTTGTTAGGAAGGCAACAGACGGGTCTAACACGGATTG | 180 |
| GACGAACCACTGAATTCCGCATTGCAGAGATATTGTATTTAAGTGCCTAGCTCGATACAA | 240 |
| TAAACGCCATTTGACCATTCAACCATTTGGTGTGCACCTGGGTTGATGGCCGGACCGTTG | 300 |
| ATTCCTGRCGACTACGAGCACATGCATGAAGCAGAAGGCTTCATT | 346 |

FIG. 10 b

TRANSGENE EXPRESSION IN A AVIANS

RELATED APPLICATION INFORMATION

[0001] This application claims the benefit of U.S. provisional application Nos. 60/930,491, filed May 16, 2007 and 60/994,203, filed Sep. 18, 2007 and is a continuation-in-part of U.S. patent application Ser. No. 11/699,257, filed Jan. 26, 2007 and is also a continuation-in-part of U.S. patent application Ser. No. 11/799,253, filed May 1, 2007 which is a continuation-in-part of U.S. patent application Ser. No. 11/210,165, filed Aug. 23, 2005 which claims the benefit of U.S. provisional application No. 60/640,203, filed Dec. 29, 2004. The disclosures of each of these three U.S. patent applications and two provisional applications are incorporated in their entirety herein by reference.

FIELD OF THE INVENTION

[0002] The present invention relates generally to the use of promoters which function in cells of a transgenic avian (e.g., oviduct cells) such as a transgenic chicken and vectors which contain such promoters. More specifically, the invention relates to recombinant nucleic acids and expression vectors, transfected cells and transgenic animals, for example, transgenic avians such as transgenic chickens, that contain vectors with gene expression controlling regions operably linked to coding sequences.

BACKGROUND

[0003] The field of transgenics was initially developed to understand the action of a single gene in the context of the whole animal and the phenomena of gene activation, expression and interaction. Transgenics technology has also been used to produce models for various diseases in humans and other animals and is among the most powerful tools available for the study of genetics, and the understanding of genetic mechanisms and function. From an economic perspective, the use of transgenic technology to convert animals into "protein factories" for the production of specific proteins or other substances of pharmaceutical interest (Gordon et al., 1987, *Biotechnology* 5: 1183-1187; Wilmut et al., 1990, *Theriogenology* 33: 113-123) offers significant advantages over more conventional methods of protein production by gene expression.

[0004] One system useful for expressing foreign proteins is the avian reproductive system. The production of an avian egg begins with formation of a large yolk in the ovary of the hen. The unfertilized oocyte or ovum is positioned on top of the yolk sac. After ovulation, the ovum passes into the infundibulum of the oviduct where it is fertilized, if sperm are present, and then moves into the magnum of the oviduct, which is lined with tubular gland cells. These cells secrete the egg-white proteins, including ovalbumin, lysozyme, ovomucoid, conalbumin and ovomucin, into the lumen of the magnum where they are deposited onto the avian embryo and yolk. In the past exogenous protein production has been performed in the avian reproductive system specifically targeting the avian oviduct.

[0005] Advantages of targeting the avian oviduct for exogenous protein expression can include proper folding and post-translation modification of the target protein, the ease of product recovery, and a shorter developmental period of birds such as chickens compared to other animal species.

[0006] Directing expression of a heterologous gene product in the oviduct of a transgenic avian can be significantly advantageous over ubiquitous expression in the bird. That is, the consequences of ubiquitous expression of a bioactive gene product in a host animal may be undesirable. For example, in certain instances the ubiquitous presence of the recombinant protein may be harmful to the development of the avian which can kill the bird. Additionally, the bird's health may be negatively effected leading to reduced levels of protein production.

[0007] By weight, approximately 60% of an avian egg is composed of albumen which is composed of four major protein components; ovalbumin, ovomucoid, lysozyme and ovotransferrin with ovalbumin and ovomucoid being present in the greatest quantities.

[0008] The ovalbumin promoter, ovomucoid promoter and lysozyme promoter have been successfully employed for the production of heterologous (exogenous) protein in the oviduct of transgenic avians in the past. See, for example, U.S. Pat. Nos. 6,875,588, issued Apr. 5, 2005; U.S. Pat. No. 7,176,300, issued Feb. 13, 2007; U.S. Pat. No. 7,199,279, issued Apr. 3, 2007; and US patent publication No. 2006/0130170, published Jun. 15, 2006 (the disclosures of each of these three issued patents and one published patent application are incorporated in their entirety herein by reference) which discloses the production of exogenous protein in the avian oviduct facilitated by various avian promoters which are primarily or exclusively expressed in the oviduct. Though expression levels in avians using the promoters and fragments of the promoters disclosed in these issued patents and published application have been at useful levels, the yields have typically been well below 0.1 mg/ml of egg white.

[0009] What is needed is a system that will provide for high level expression of an exogenous coding sequence in the cells of a transgenic avian, in particular, in the oviduct cells (e.g., tubular gland cells) of a transgenic avian.

SUMMARY OF THE INVENTION

[0010] The present invention meets this need and more. After years of exogenous protein production in transgenic avian oviduct tissue with modest yield the inventors of the present invention have discovered that such production levels can be boosted by about 10 fold to about 100 fold and more by employing new compositions and methods as disclosed herein.

[0011] In one aspect, the invention is directed to transgenic avians (e.g., chicken, turkey, quail) containing in their genome an exogenous nucleotide sequence which includes a promoter component and a SIN vector. Typically, the promoter component is linked to a coding sequence exogenous to the avian, i.e., the coding sequence is not normally or naturally present in the avian. Typically, the exogenous nucleotide sequence is integrated into the genome of the avian. In one particularly useful embodiment, the promoter component functions or expresses primarily in the oviduct (e.g., tubular gland cells) of an avian. For example, the promoter component may be an oviduct specific promoter. For example, the promoter component may be one of an avian ovomucoid promoter component, an avian ovalbumin promoter component, an avian lysozyme promoter compo-

nent and an avian ovoinhibitor promoter component (i.e., conalbumin promoter component).

[0012] SIN vectors have been shown by the inventors to be particularly useful for increasing the quantity of exogenous protein produced in the avian oviduct. This effect can be further enhanced when the SIN vector is also an SC negative vector (i.e., a vector not containing a selectable marker cassette with a functional promoter).

[0013] The invention also includes methods of making the transgenic avians of the invention and methods of producing an exogenous protein using transgenic avians of the invention. In one embodiment, the transgenic avian has a nucleotide sequence in its genome comprising a vector which is at least one of a SIN vector and an SC negative vector. Typically, the nucleotide sequence includes a promoter component linked to an exogenous coding sequence.

[0014] In one useful embodiment, the exogenous coding sequence is expressed in avian oviduct cells and is secreted from the oviduct cells. For example, the exogenous coding sequence may be expressed in tubular gland cells. In one embodiment, the exogenous protein is deposited in a hard shell egg laid by the transgenic avian. In one embodiment, the exogenous protein is a human protein. In one embodiment, the exogenous protein is a therapeutic protein, e.g., a cytokine.

[0015] In one embodiment, the transgenic avian contains an exogenous nucleotide sequence in its genome which has a SC negative vector and a promoter component linked to an exogenous coding sequence encoding an exogenous protein. In one embodiment, the SC negative vector is also a SIN vector.

[0016] In one aspect, avian leukosis virus vector (ALV), a murine leukemia virus (MLV) retroviral vector, moloney murine leukemia Virus (MMLV) and a lentiviral vector can be used in accordance with the invention.

[0017] The invention includes chimeric transgenic avians and fully transgenic germline avians which can be obtained from germline chimeras as is understood by a practitioner of skill in the art of poultry breeding.

[0018] The invention also includes gene expression controlling regions or promoters having a nucleotide sequence (i.e., DNA sequence) similar or identical to the following sequences numbered 1 to 8. In a particularly useful embodiment of the invention, the fragments are listed top to bottom in the 5' to 3' linear order in which they are present on a single DNA molecule. For example, the 3' end of the 3.5 kb OV fragment of sequence 1 would be covalently linked to the 5' end of the 5' UTR-5' portion and the 3' end of the 5' UTR-5' portion would be covalently linked to the 5' end of 5' UTR-3' portion. However, the invention is not limited to any particular order of the fragments and intervening nucleotide sequences may be present between the fragments.

[0019] 1. 3.5 kb OV fragment (includes DHS I, II & III)

[0020] 5' UTR-5' portion (from Exon L)

[0021] 5' UTR-3' portion (from Exon 1);

[0022] 2. 3.5 kb OV fragment (includes DHS I, II & III)

[0023] 5' UTR-5' portion (from Exon L)

[0024] Intron A

[0025] 5' UTR-3' portion (from Exon 1)

[0026] 3' UTR;

[0027] 3. 3.5 kb OV fragment (includes DHS I, II & III)

[0028] 5' UTR-5' portion (from Exon L)

[0029] Intron A

[0030] 5' UTR-3' portion (from Exon 1);

[0031] 4. 3.5 kb OV fragment (includes DHS I, II & III)

[0032] 5' UTR-5' portion (from Exon L)

[0033] 5' UTR-3' portion (from Exon 1)

[0034] 3' UTR;

[0035] 5. 3.5 kb OV fragment (includes DHS I, II & III)

[0036] 5' UTR-5' portion (from Exon L)

[0037] Intron A

[0038] 5' UTR-3' portion (from Exon 1)

[0039] 3' UTR/DHS A (bp 13576 to 15163 of SEQ ID NO: 22)

[0040] 6. 3.5 kb OV fragment (includes DHS I, II & III)

[0041] 5' UTR-5' portion (from Exon L)

[0042] 5' UTR-3' portion (from Exon 1)

[0043] 3' UTR/DHS A (bp 13576 to 15163 of SEQ ID NO: 22)

[0044] 7. 3.5 kb OV fragment (includes DHS I, II & III)

[0045] 5' UTR-5' portion (from Exon L)

[0046] Intron A

[0047] 5' UTR-3' portion (from Exon 1)

[0048] partial 3' UTR

[0049] RRE (Rev response element) FIG. 9a

[0050] 8. ALV CTE (FIG. 9b) inserted 5' of 3.5 kb OV fragment

[0051] 3.5 kb OV fragment (includes DHS I, II & III)

[0052] 5' UTR-5' portion (from Exon L)

[0053] Intron A

[0054] 5' UTR-3' portion (from Exon 1)

[0055] partial 3' UTR;

[0056] Coordinates of some of the elements for specific ovalbumin constructs disclosed herein (e.g., constructs 1 to 8 described above) are shown in the 16051 bp ovalbumin DNA segment of SEQ ID NO: 22 as follows:

[0057] 3.5 kb OV fragment (includes DHS I, II & III): Start: 3199 End: 6659 of FIG. 8 (SEQ ID NO: 22);

[0058] 1.4 kb OV fragment (includes DHS I & II): Start: 5209 End: 6659 of FIG. 8 (SEQ ID NO: 22);

[0059] 3.8 kb OV fragment: Start: 2863 End: 6659 of FIG. 8 (SEQ ID NO: 22);

[0060] 5.2 kb OV fragment: Start: 1463 End: 6659 of FIG. 8 (SEQ ID NO: 22);

[0061] 5' UTR-5' portion (from Exon L): Start: 6659 End: 6705 of FIG. 8 (SEQ ID NO: 22);

[0062] 5' UTR-3' portion (from Exon 1): Start: 8295 End: 8311 of FIG. 8 (SEQ ID NO: 22);

[0063] 3' UTR: Start: 13576 End: 14209 of FIG. 8 (SEQ ID NO: 22);

[0064] partial 3' UTR: Start 13576 End: 13996 of FIG. 8 (SEQ ID NO: 22);

[0065] Intron A: Start: 6706 End: 8294 of FIG. 8 (SEQ ID NO: 22);

[0066] Intron E: Start: 10010 End: 10968 of FIG. 8 (SEQ ID NO: 22);

[0067] Exon L: Start: 6659 End: 6705 of FIG. 8 (SEQ ID NO: 22);

[0068] Exon 1: Start: 8295 End: 8478 of FIG. 8 (SEQ ID NO: 22);

[0069] Exon 2: Start: 8731 End: 8781 of FIG. 8 (SEQ ID NO: 22);

[0070] Exon 3: Start: 9363 End: 9491 of FIG. 8 (SEQ ID NO: 22);

[0071] Exon 4: Start: 9892 End: 10009 of FIG. 8 (SEQ ID NO: 22);

[0072] Exon 5: Start: 10968 End: 11110 of FIG. 8 (SEQ ID NO: 22);

[0073] Exon 6: Start: 11442 End: 11597 of FIG. 8 (SEQ ID NO: 22);

[0074] Exon 7: Start: 13180 End: 13575 of FIG. 8 (SEQ ID NO: 22);

[0075] +1 SITE: Start: 6659 End: 6659 of FIG. 8 (SEQ ID NO: 22);

[0076] ATG: Start: 8312 End: 8312 of FIG. 8 (SEQ ID NO: 22);

[0077] Poly A: Start: 14204 End: 14209 of FIG. 8 (SEQ ID NO: 22);

[0078] TATA: Start: 6627 End: 6632 of FIG. 8 (SEQ ID NO: 22);

[0079] DHS A: Start: 13858 End: 15163 of FIG. 8 (SEQ ID NO: 22);

[0080] DHS IV: Start: 459 End: 859 of FIG. 8 (SEQ ID NO: 22);

[0081] DHS III: Start: 3253 End: 3559 of FIG. 8 (SEQ ID NO: 22);

[0082] DHS II: Start: 5629 End: 6009 of FIG. 8 (SEQ ID NO: 22); and

[0083] DHS I: Start: 6359 End: 6659 of FIG. 8 (SEQ ID NO: 22).

[0084] Promoter constructs are also contemplated that have a nucleotide sequence 80% identical and 85% identical

and 90% identical and 91% identical and 92% identical and 93% identical and 94% identical and 95% identical and 96% identical and 97% identical and 98% identical and 99% identical to each of the promoter constructs disclosed herein, such as those described above (i.e., 1 to 8 above).

[0085] The invention also contemplates promoter constructs which correspond to promoter constructs 1 through 8 above in which the 3.5 kb OV fragment is replaced with the 3.8 kb OV fragment. The invention also contemplates promoter constructs which correspond to promoter constructs 1 through 8 in which the 3.5 kb OV fragment is replaced with the 5.2 kb OV fragment.

[0086] Promoter constructs are also contemplated for each of the above specified recombinant promoters (i.e., 1 to 8) in which DHS III is omitted from the construct.

[0087] Promoter constructs are contemplated corresponding to each of constructs 2, 3, 5, 7 and 8 above in which Intron A is replaced with Intron E which may lead to increased levels of exogenous protein production. Intron A and E have DNA sequences that induce alignment of histones in surrounding DNA regions. Such alignment can provide for transcriptional regulation of the OV gene. Without wishing to be bound to any particular theory or mechanism of operation, substitution of Intron E with Intron A may provide a preferential spacing of histones that result from use of Intron E (i.e., the periodicity for Intron A is 202 bp \pm 5 bp, for Intron E is 196 bp \pm 5 bp). For example, it is believed that the packaging of DNA by histones leads to topological alteration of DNA the manipulation of which can lead to preferential alignment of binding sites for proteins responsible for the transcription regulation (e.g., transcription factors) leading to an enhanced level of transcription.

[0088] Also included in the invention are vector constructs, and other constructs and nucleotide sequences disclosed herein, having a nucleotide sequence 80% identical and 85% identical and 90% identical and 91% identical and 92% identical and 93% identical and 94% identical and 95% identical and 96% identical and 97% identical and 98% identical and 99% identical to each vector construct and other constructs and nucleotide sequences disclosed herein.

[0089] Any useful combination of features described herein is included within the scope of the present invention provided that the features included in any such combination are not mutually inconsistent as will be apparent from the context, this specification, and the knowledge of one of ordinary skill in the art. Additional objects and aspects of the present invention will become more apparent upon review of the detailed description set forth below when taken in conjunction with the accompanying figures, which are briefly described as follows.

BRIEF DESCRIPTION OF THE FIGURES

[0090] FIG. 1 shows a circular map of the pALV-SIN-4.2-Lys-IFNa-2B vector. The sequence of pALV-SIN-4.2-Lys-IFNa-2B is shown in SEQ ID NO: 1.

[0091] FIG. 2 is a bar graph illustrating expression levels of IFNa in the egg white of a transgenic quail. G0 quail was produced by injection of pALV-SIN-4.0-Lys-IFNa-2B retroviral vector transduction particles into Japanese quail embryos.

[0092] FIG. 3 shows a circular map of the pSIN-OV-3.5-I-CTLA4-inv vector. The nucleotide sequence of pSIN-OV-3.5-I-CTLA4-inv is shown in SEQ ID NO: 19.

[0093] FIG. 4 shows a circular map of the pSIN-3.9-OM-CTLA4-Fc vector. The nucleotide sequence of pSIN-3.9-OM-CTLA4-Fc is shown in SEQ ID NO: 20.

[0094] FIG. 5 shows a circular map of the pBS-OM-4.4 vector. The nucleotide sequence of pBS-OM-4.4 is shown in SEQ ID NO: 23.

[0095] FIG. 6 shows a circular map of the pAVIJCR-A137.91.1.2 vector. The nucleotide sequence of pAVIJCR-A137.91.1.2 is shown in SEQ ID NO: 24.

[0096] FIG. 7 shows a circular map of the pSIN-1.8-OM-IFNa-2B plasmid vector. The nucleotide sequence of pSIN-1.8-OM-IFNa-2B is shown in SEQ ID NO: 21.

[0097] FIG. 8a-e (SEQ ID NO: 22) shows a segment of a chicken ovalbumin gene.

[0098] FIG. 9a (SEQ ID NO: 25) shows the RRE (rev responsive element) sequence of a lenti virus. FIG. 9b (SEQ ID NO: 26) shows the ALV CTE (constitutive transport element) sequence.

[0099] FIG. 10a shows a diagram of the segment deleted from an exemplary retroviral LTR (ALV) to make a SIN vector. FIG. 10b (SEQ ID NO: 29) shows the sequence of the LTR shown in 10a. The underlined sequence is the deleted sequence.

DETAILED DESCRIPTION

Definitions

[0100] The term “animal” is used herein to include all vertebrate animals, including avians and may include humans. It also includes an individual animal in all stages of development, including embryonic and fetal stages.

[0101] The term “antibody” as used herein refers to polyclonal and monoclonal antibodies and functional fragments thereof. An antibody includes modified or derivatised antibody variants that retain the ability to specifically bind an epitope. Antibodies are capable of selectively binding to a target antigen or epitope. Antibodies may include, but are not limited to polyclonal antibodies, monoclonal antibodies (mAbs), humanized and other chimeric antibodies, single chain antibodies (scFvs), Fab fragments, F(ab')₂ fragments and disulfide-linked Fvs (sdFv) fragments.

[0102] The term “avian” as used herein refers to any species, subspecies or strain of organism of the taxonomic class avia, such as, but not limited to, such organisms as chicken, turkey, duck, goose, quail, pheasants, parrots, finches, hawks, crows and ratites including ostrich, emu and cassowary. The term includes the various known strains of Gallus gallus, or chickens, (for example, White Leghorn, Brown Leghorn, Barred-Rock, Sussex, New Hampshire, Rhode Island, Australorp, Minorca, Amro, California Gray, Italian Partridge-colored), as well as strains of turkeys, pheasants, quails, duck, ostriches and other poultry commonly bred in commercial quantities.

[0103] The phrase “based on” or “derived from” as in a retroviral vector being based on or derived from a particular retrovirus or based on a nucleotide sequence of a particular

retrovirus mean that the genome of the retroviral vector contains a substantial portion of the nucleotide sequence of the genome of the particular retrovirus. The substantial portion may be a particular gene or nucleotide sequence such as the nucleotide sequence encoding the gag, pol and/or env proteins or other structural or functional nucleotide sequence of the virus genome such as sequences encoding the LTRs or may be substantially the complete retrovirus genome, for example, most (e.g., more than 60% or more than 70% or more than 80% or more than 90%) or all of the retrovirus genome, as will be apparent from the context in the specification as the knowledge of one skilled in the art. Examples of retroviral vectors that are based on or derived from a retrovirus are the NL retroviral vectors (e.g., NLB) which are based on the ALV retrovirus as disclosed in Cosset et al, Journal of Virology (1991) vol 65, p 3388-3394.

[0104] The term “coding sequence” and “coding region” as used herein refer to nucleotide sequences and nucleic acid sequences, including both RNA and DNA, that encode genetic information for the synthesis of an RNA, a protein, or any portion of an RNA or protein. Nucleotide sequences that are not naturally part of a particular organism's genome are referred to as “foreign nucleotide sequences,” “heterologous nucleotide sequences” or “exogenous nucleotide sequences”. “Heterologous proteins” are proteins encoded by foreign, heterologous or exogenous nucleotide sequences and therefore are often not naturally expressed in the cell. A nucleotide sequence that has been isolated and then reintroduced into the same type (e.g., same species) of organism is not considered to be a naturally occurring part of a particular organism's genome and is therefore considered exogenous or heterologous.

[0105] The term “construct” as used herein refers to a linear or circular nucleotide sequence such as DNA that has been assembled from more than one segments of nucleotide sequence which have been isolated from a natural source or have been chemically synthesized, or combinations thereof.

[0106] The term “complementary” as used herein refers to two nucleic acid molecules that can form specific interactions with one another. In the specific interactions, an adenine base within one strand of a nucleic acid can form two hydrogen bonds with thymine within a second nucleic acid strand when the two nucleic acid strands are in opposing polarities. Also in the specific interactions, a guanine base within one strand of a nucleic acid can form three hydrogen bonds with cytosine within a second nucleic acid strand when the two nucleic acid strands are in opposing polarities. Complementary nucleic acids as referred to herein, may further comprise modified bases wherein a modified adenine may form hydrogen bonds with a thymine or modified thymine, and a modified cytosine may form hydrogen bonds with a guanine or a modified guanine.

[0107] The term “cytokine” as used herein refers to any secreted amino acid sequence that affects the functions of cells and is a molecule that modulates interactions between cells in the immune, inflammatory or hematopoietic responses. A cytokine includes, but is not limited to, monokines and lymphokines regardless of which cells produce them. For instance, a monokine is generally referred to as being produced and secreted by a mononuclear cell, such as a macrophage and/or monocyte. Many other cells however also produce monokines, such as natural killer cells, fibro-

blasts, basophils, neutrophils, endothelial cells, brain astrocytes, bone marrow stromal cells, epidermal keratinocytes and B-lymphocytes. Lymphokines are generally referred to as being produced by lymphocyte cells. Examples of cytokines include, but are not limited to, Interleukin-1 (IL-1), Interleukin-6 (IL-6), Interleukin-8 (IL-8), Tumor Necrosis Factor-alpha (TNF-alpha) and Tumor Necrosis Factor beta (TNF-beta).

[0108] The term “expressed” or “expression” as used herein refers to the transcription from a gene to give an RNA nucleic acid molecule at least complementary in part to a region of one of the two nucleic acid strands of the gene. The term “expressed” or “expression” as used herein can also refer to the translation of RNA to produce a protein or peptide.

[0109] The term “expression vector” as used herein refers to a nucleic acid vector that comprises a gene expression controlling region, such as a promoter or promoter component, operably linked to a nucleotide sequence coding at least one polypeptide.

[0110] The term “fragment” as used herein can refer to, for example, an at least about 10, 20, 50, 75, 100, 150, 200, 250, 300, 500, 1000, 2000, 5000, 6,000, 8,000, 10,000, 20,000, 30,000, 40,000, 50,000 or 60,000 nucleotide long portion of a nucleic acid that has been constructed artificially (e.g., by chemical synthesis) or by cleaving a natural product into multiple pieces, using restriction endonucleases or mechanical shearing, or enzymatically, for example, by PCR or any other polymerizing technique known in the art, or expressed in a host cell by recombinant nucleic acid technology known to one of skill in the art. The term “fragment” as used herein may also refer to, for example, an at least about 5, 10, 20, 30, 40, 50, 75, 100, 150, 200, 250, 300, 400, 500, 1000, 2000, 5000, 6,000, 8,000 or 10,000 amino acid portion of an amino acid sequence, which portion is cleaved from a naturally occurring amino acid sequence by proteolytic cleavage by at least one protease, or is a portion of the naturally occurring amino acid sequence synthesized by chemical methods or using recombinant DNA technology (e.g., expressed from a portion of the nucleotide sequence encoding the naturally occurring amino acid sequence) known to one of skill in the art. “Fragment” may also refer to a portion, for example, of about 5%, about 10%, about 20%, about 30%, about 40%, about 50%, about 60%, about 70%, about 80% about 90% about 95% or about 99% of a particular nucleotide sequence or amino acid sequence.

[0111] “Functional portion” or “functional fragment” are used interchangeably and as used herein means a portion or fragment of a whole capable of performing, in whole or in part, a function of the whole. For example, a biologically functional portion of a molecule means a portion of the molecule that performs a biological function of the whole or intact molecule. For example, a functional portion of a gene expression controlling region is a fragment or portion of the specified gene expression controlling region that, in whole or in part, regulates or controls gene expression (e.g., facilitates either in whole or in part) in a biological system (e.g., a promoter). Functional portions may be of any useful size. For example, a functional fragment may range in size from about 20 bases in length to a length equal to the entire length of the specified sequence minus one nucleotide. In another example, a functional fragment may range in size

from about 50 bases in length to a length equal to the entire length of the specified sequence minus one nucleotide. In another example, a functional fragment may range in size from about 50 bases in length to about 20 kb in length. In another example, a functional fragment may range in size from about 500 bases in length to about 20 kb in length. In another example, a functional fragment may range in size from about 1 kb in length to about 20 kb in length. In another example, a functional fragment may range in size from about 0.1 kb in length to about 10 kb in length. In another example, a functional fragment may range in size from about 20 bases kb in length to about 10 kb in length.

[0112] The term “gene expression controlling region” as used herein refers to nucleotide sequences that are associated with a coding sequence and which regulate, in whole or in part, expression of the coding sequence, for example, regulate, in whole or in part, the transcription of the coding sequence. Gene expression controlling regions may be isolated from a naturally occurring source or may be chemically synthesized and can be incorporated into a nucleic acid vector to enable regulated transcription in appropriate cells. The “gene expression controlling regions” may precede, but is not limited to preceding, the region of a nucleic acid sequence that is in the region 5' of the end of a coding sequence that may be transcribed into mRNA.

[0113] The terms “heterologous”, “exogenous” and “foreign” are used interchangeably herein and in general refer to a biomolecule such as a nucleic acid or a protein that is not normally found in a certain organism or in a certain cell, tissue or other component contained in or produced by an organism. For example, a protein that is heterologous or exogenous to an egg is a protein that is not normally found in the egg. As used herein, the terms “heterologous”, “exogenous” and “foreign” with reference to nucleic acids, such as DNA and RNA, are used interchangeably and refer to nucleic acid that does not occur naturally as part of a chromosome, a genome or cell in which it is present or which is found in a location(s) and/or in amounts that differ from the location(s) and/or amounts in which it occurs in nature. It can be nucleic acid that is not endogenous to the genome, chromosome or cell and has been exogenously introduced into the genome, chromosome or cell. Examples of heterologous DNA include, but are not limited to, a DNA comprising a gene expression control region and DNA that encodes a product or products, for example, RNA or protein product. Examples of heterologous DNA include, but are not limited to, gene expression controlling regions or promoters disclosed herein once isolated from the avian and as used thereafter, e.g., after re-introduction into an avian genome.

[0114] The term “isolated nucleic acid” as used herein covers, for example, (a) a DNA which has the sequence of part of a naturally occurring genomic molecule but is not flanked by at least one of the sequences that flank that part of the molecule in the genome of the species in which it naturally occurs; (b) a nucleic acid which has been incorporated into a vector or into the genomic DNA of a prokaryote or eukaryote in a manner such that the resulting vector or genomic DNA is not identical to naturally occurring DNA from which the nucleic acid was obtained; (c) a separate molecule such as a cDNA, a genomic fragment, a fragment produced by polymerase chain reaction (PCR), ligase chain reaction (LCR) or chemical synthesis, or a restriction fragment; (d) a recombinant nucleotide sequence that is part of

a hybrid gene, i.e., a gene encoding a fusion protein, and (e) a recombinant nucleotide sequence that is part of a hybrid sequence that is not naturally occurring. Isolated nucleic acid molecules of the present invention can include, for example, natural allelic variants as well as nucleic acid molecules modified by nucleotide deletions, insertions, inversions, or substitutions.

[0115] The term “nucleic acid” as used herein refers to any linear or sequential array of nucleotides and nucleosides, for example cDNA, genomic DNA, mRNA, tRNA, oligonucleotides, oligonucleosides and derivatives thereof. For ease of discussion, non-naturally occurring nucleic acids may be referred to herein as constructs. Nucleic acids can include bacterial plasmid vectors including expression, cloning, cosmid and transformation vectors such as, animal viral vectors such as, but not limited to, modified adenovirus, influenza virus, polio virus, pox virus, retroviruses such as avian leukosis virus (ALV) retroviral vector, a murine leukemia virus (MLV) retroviral vector, and a lentivirus vector, and the like and fragments thereof. In addition, the nucleic acid can be an LTR of an avian leukosis virus (ALV) retroviral vector, a murine leukemia virus (MLV) retroviral vector, or a lentivirus vector and fragments thereof. Nucleic acids can also include NL vectors such as NLB, NLD and NLA and fragments thereof and synthetic oligonucleotides such as chemically synthesized DNA or RNA. Nucleic acids can include modified or derivatised nucleotides and nucleosides such as, but not limited to, halogenated nucleotides such as, but not only, 5-bromouracil, and derivatised nucleotides such as biotin-labeled nucleotides.

[0116] The term “vector” and “nucleic acid vector” as used herein refers to a natural or synthetic single or double stranded plasmid or viral nucleic acid molecule that can be transfected or transformed into cells and replicate independently of, or within, the host cell genome. A circular double stranded vector can be linearized by treatment with an appropriate restriction enzyme based on the nucleotide sequence of the vector. A nucleic acid can be inserted into a vector by cutting the vector with restriction enzymes and ligating the desired pieces together.

[0117] The term “operably linked” refers to an arrangement of elements wherein the components so described are configured so as to perform their usual function. Gene expression controlling regions or promoters (e.g., promoter components) operably linked to a coding sequence are capable of effecting the expression of the coding sequence. The controlling sequences need not be contiguous with the coding sequence, so long as they function to direct the expression thereof. Thus, for example, intervening untranslated yet transcribed sequences can be present between a promoter sequence and the coding sequence and the promoter sequence can still be considered “operably linked” to the coding sequence.

[0118] The term “oviduct specific promoter” as used herein refers to promoters and promoter components which are functional, i.e., provide for transcription of a coding sequence, to a large extent, for example, primarily (i.e., more than 50% of the transcription product produced in the animal by a particular promoter type being produced in oviduct cells) or exclusively in oviduct cells of a bird. Examples of oviduct specific promoters include, ovalbumin promoter, ovomucoid promoter, ovoidinhibitor promoter, lysozyme pro-

moter and ovotransferrin promoter and functional portions of these promoters, e.g., promoter components.

[0119] The terms “percent sequence identity” “percent identity” as used in, for example, “% identical” and “percent sequence homology” “percent homology”, as used in, for example, “% homology” and “percent sequence similarity” each refer to the degree of sequence matching between two nucleic acid sequences or two amino acid sequences as determined using the algorithm of Karlin & Attschul (1990) Proc. Natl. Acad. Sci. 87: 2264-2268, modified as in Karlin & Attschul (1993) Proc. Natl. Acad. Sci. 90: 5873-5877. Such an algorithm is incorporated into the NBLAST and XBLAST programs of Attschul et al. (1990) T. Mol. Biol. Q15: 403-410. BLAST nucleotide searches are performed with the NBLAST program, score=100, wordlength=12, to obtain nucleotide sequences homologous to a nucleic acid molecule of the invention. BLAST protein searches are performed with the XBLAST program, score=50, wordlength=3, to obtain amino acid sequences homologous to a reference amino acid sequence. To obtain gapped alignments for comparison purposes, Gapped BLAST is utilized as described in Attschul et al. (1997) Nucl. Acids Res. 25: 3389-3402. When utilizing BLAST and Gapped BLAST programs, the default parameters of the respective programs (e.g. XBLAST and NBLAST) are used. Other algorithms, programs and default settings may also be suitable such as, but not only, the GCG-Sequence Analysis Package of the U.K. Human Genome Mapping Project Resource Centre that includes programs for nucleotide or amino acid sequence comparisons.

[0120] The terms “polynucleotide,” “oligonucleotide”, “nucleotide sequence” and “nucleic acid sequence” can be used interchangeably herein and include, but are not limited to, coding sequences, i.e., polynucleotide(s) or nucleic acid sequence(s) which are transcribed and translated into polypeptide in vitro or in vivo when placed under the control of appropriate regulatory or control sequences; controlling sequences, e.g., translational start and stop codons, promoter sequences, ribosome binding sites, polyadenylation signals, transcription factor binding sites, transcription termination sequences, upstream and downstream regulatory domains, enhancers, silencers, DNA sequences to which a transcription factor(s) binds and alters the activity of a gene's promoter either positively (induction) or negatively (repression) and the like. No limitation as to length or to synthetic origin are suggested by the terms described herein.

[0121] As used herein the terms “polypeptide” and “protein” refer to a polymer of amino acids of three or more amino acids in a serial array, linked through peptide bonds. The term “polypeptide” includes proteins, protein fragments, protein analogues, oligopeptides and the like. The term “polypeptides” includes polypeptides as defined above that are encoded by nucleic acids, produced through recombinant technology (e.g., isolated from a transgenic bird), or synthesized. The term “polypeptides” further contemplates polypeptides as defined above that include chemically modified amino acids or amino acids covalently or noncovalently linked to labeling ligands.

[0122] The term “promoter” as used herein refers to a DNA sequence useful to initiate transcription initiation by an RNA polymerase in an avian cell. A “promoter component” is a DNA sequence that can, by itself or, in combination with

other DNA sequences effect or facilitate transcription. Specific promoter components such as ovalbumin promoter components, ovomucoid promoter components and lysozyme promoter components and other promoters and promoter components disclosed and claimed herein do not describe a specific promoter sequence. Rather, they encompass any sequence or sequence fragment of the respective promoter that is useful to effect or facilitate transcription of a coding sequence. For example, an ovomucoid promoter component includes, without limitation, the about 1.8 kb, the about 3.9 kb and the about 10 kb ovomucoid promoters disclosed in U.S. Publication No. 11/649,543, published May 17 2007, which is incorporated in its entirety herein by reference. "Promoter components" can also encompass rearranged gene expression controlling regions which function to initiate RNA transcription and hybrid DNA molecules composed of naturally occurring DNA sequences and/or synthetic DNA sequences which function to initiate RNA transcription.

[0123] The terms "recombinant nucleic acid" and "recombinant DNA" as used herein refer to combinations of at least two nucleic acid sequences that are not naturally found in a eukaryotic or prokaryotic cell. The nucleic acid sequences may include, but are not limited to, nucleic acid vectors, gene expression regulatory elements, origins of replication, suitable gene sequences that when expressed confer antibiotic resistance, protein-encoding sequences and the like. The term "recombinant polypeptide" is meant to include a polypeptide produced by recombinant DNA techniques such that it is distinct from a naturally occurring polypeptide either in its location, purity or structure. Generally, such a recombinant polypeptide will be present in a cell in an amount different from that normally observed in nature.

[0124] As used herein, the term "regulatory sequences" includes promoters, enhancers, and other elements that may control gene expression.

[0125] An "SC negative vector" is a vector that does not contain a selectable or screenable cassette marker having a functional promoter. The promoter may be deleted in whole or in part or may be inactivated by a nucleotide sequence insertion. Screenable cassettes include, without limitation, DNA sequences for antibiotic resistance markers such as neomycin resistance and DNA sequences for other selectable markers such as GFP or lacZ.

[0126] A "SIN vector" is a self-inactivating vector. In particular, a SIN vector is a retroviral vector having an altered genome such that upon integration into genomic DNA of the target cell (e.g., avian embryo cells) the 5' LTR of the integrated retroviral vector will not function as a promoter. For example, a portion or all of the nucleotide sequence of the retroviral vector that results in the U3 region of the 5' LTR of the retroviral vector once integrated may be deleted or altered in order to reduce or eliminate promoter activity of the 5' LTR. In certain examples, deletion of the CAAT box and/or the TAATA box from U3 of the 5' LTR can result in a SIN vector, as is understood in the art.

[0127] A "SIN/SC negative vector" is a vector, i.e., a retroviral vector, that is both a SIN vector and a SC negative vector.

[0128] The term "sense strand" as used herein refers to a single stranded DNA, molecule from a genomic DNA that

may be transcribed into RNA and translated into the natural polypeptide product of the gene. The term "antisense strand" as used herein refers to the single strand DNA molecule of a genomic DNA that is complementary with the sense strand of the gene.

[0129] A "therapeutic protein" or "pharmaceutical protein" is a substance that, in whole or in part, makes up a drug. In particular, "therapeutic proteins" and "pharmaceutical proteins" include an amino acid sequence which in whole or in part makes up a drug.

[0130] The terms "transcription regulatory sequences" and "gene expression control regions" and "promoter components" as used herein refer to nucleotide sequences that are associated with a nucleic acid sequence and which regulate the transcriptional expression of a coding sequence. Exemplary transcription regulatory sequences include enhancer elements, hormone response elements, steroid response elements, negative regulatory elements, and the like. The "transcription regulatory sequences" may be isolated and incorporated into a vector nucleic acid to enable regulated transcription in appropriate cells of portions of the vector DNA. The "transcription regulatory sequence" may precede, but is not limited to, the region of a nucleic acid sequence that is in the region 5' of the end of a protein coding sequence that may be transcribed into mRNA. Transcriptional regulatory sequences may also be located within a protein coding region, in regions of a gene that are identified as "intron" regions, or may be in regions of nucleic acid sequence that are in the region of nucleic acid.

[0131] The terms "transformation" and "transfection" as used herein refer to the process of inserting a nucleic acid into a host. Many techniques are well known to those skilled in the art to facilitate transformation or transfection of a nucleic acid into a prokaryotic or eukaryotic organism. These methods involve a variety of techniques, such as treating the cells with high concentrations of salt such as, but not only a calcium or magnesium salt, an electric field, detergent, or liposome mediated transfection, to render the host cell competent for the uptake of the nucleic acid molecules.

[0132] As used herein, a "transgenic animal" is any non-human animal, such as an avian species, including the chicken, in which one or more of the cells of the avian may contain heterologous nucleic acid introduced by way of human intervention, such as by transgenic techniques known in the art (see, for example, US patent publication No. 2007/0243165, published Oct. 18, 2007, the disclosure of which is incorporated in its entirety herein by reference) including those disclosed herein. The nucleic acid is introduced into an animal, directly or indirectly by introduction into a precursor of the cell, by way of deliberate genetic manipulation, such as by microinjection or by infection with a recombinant virus. The term genetic manipulation does not include classical cross-breeding, or in vitro fertilization, but rather is directed to the introduction of a recombinant DNA molecule. This molecule may be integrated within a chromosome, or it may be extrachromosomally replicating DNA. In the typical transgenic animal, the transgene can cause cells to express a recombinant form of the target protein or polypeptide. The terms "chimeric animal" or "mosaic animal" are used herein to refer to animals in which a transgene is found, or in which the recombinant nucleotide sequence

is expressed in some but not all cells of the animal. A germ-line chimeric animal contains a transgene in its germ cells and can give rise to a transgenic animal in which most or all cells of the offspring animal will contain the transgene.

[0133] As used herein, the term “transgene” means a nucleic acid sequence (encoding, for example, a human protein) that is partly or entirely heterologous, i.e., foreign, to the transgenic animal or cell into which it is introduced, or, is homologous to an endogenous gene of the transgenic animal or cell into which it is introduced, but which is designed to be inserted, or is inserted, into the animal's genome in such a way as to alter the genome of the cell into which it is inserted (e.g., it is inserted at a location which differs from that of the natural gene or its insertion results in a knockout). A transgene according to the present invention can include a vector of the invention (e.g., SIN vector) which contains sequences useful for exogenous protein production in an avian (e.g., in an avian oviduct).

[0134] Techniques useful for isolating and characterizing the nucleic acids and proteins of the present invention are well known to those of skill in the art and standard molecular biology and biochemical manuals may be consulted to select suitable protocols for use without undue experimentation. See, for example, Sambrook et al, 1989, “Molecular Cloning: A Laboratory Manual”, 2nd ed., Cold Spring Harbor, the content of which is herein incorporated by reference in its entirety.

Abbreviations:

[0135] Abbreviations used herein may include the following: aa, amino acid(s); bp, base pair(s); cDNA, DNA complementary to an RNA; nt, nucleotide(s); kb, 1000 base pairs; µg, microgram; ml, milliliter; ng, nanogram.

Description:

[0136] SIN vectors designed and used in accordance with the invention can reduce or eliminate promoter interference of promoters of interest which are employed in transgenic avians. In a particularly useful embodiment, the promoters (i.e., promoter components) of interest preferentially express their gene product in oviduct cells or oviduct tissue, e.g., oviduct specific promoters. Examples of such promoters (e.g., promoter components) include but are not limited to, functional portions of the ovalbumin, lysozyme, conalbumin (i.e., ovotransferrin), ovomucoid, ovomucin, and/or ovoinhibitor gene expression controlling regions or promoter regions. In one embodiment, the promoter of interest is a combination or a fusion of one or more promoters or a fusion of a fragment of one or more promoters such as ovalbumin, lysozyme, conalbumin (i.e., ovotransferrin), ovomucoid, ovomucin, and/or ovoinhibitor promoters with another promoter or promoter fragment such as a viral promoter (e.g., an LTR promoter).

[0137] SIN vectors have been shown to be particularly useful with oviduct specific promoters. Without wishing to limit the invention to any particular theory or mechanism of operation it is believed that oviduct specific promoters can be particularly susceptible to influences of a retroviral LTR promoter. As a result, SIN vectors are particularly useful when employed in combination with avian oviduct specific promoters.

[0138] In one particularly useful embodiment, a SIN vector is produced in which an interfering promoter (e.g., an

LTR promoter) that can at least partially inhibit transcription of a coding sequence operably linked to an oviduct specific promoter of the invention is inactivated, for example, by a deletion, insertion or transposition of all or part of the interfering promoter sequence. For example, the vector pALV-SIN-4.2-Lys-IFNa-2B, shown in FIG. 1, the 3' RAV2 LTR has a deletion in the enhancer such that when the retroviral region integrates, the 5' LTR is inactivated, as is understood in the art. For a detailed diagrammatic of an LTR deletion, see FIG. 10.

[0139] In one useful embodiment of the invention, a SIN vector is employed that is also an SC negative vector to produce a SIN/SC negative vector. The combination of SC negative vector and SIN vector can result in a vector with a substantially reduced amount of promoter interference compared to a vector that is only a SIN vector or only a SC negative vector. For example, pALV-SIN-4.2-Lys-IFNa-2B as well as other SIN vectors disclosed in the Examples also lacks an antibiotic resistance marker making it both a SC negative vector and a SIN vector.

[0140] SIN vectors, SC negative vectors and SIN/SC negative vectors are contemplated for use in accordance with the invention in any useful avian such as chicken, quail and turkey to produce chimeras including germ-line chimeras and progeny birds produced using breeding techniques such as those known to practitioners of ordinary skill in the art. In addition, it is contemplated that an SC negative retroviral vector (which is a non-SIN vector) will also enhance or increase the quantity of exogenous protein produced in a transgenic avian relative to a transgenic avian produced with essentially the same retroviral vector that is not a SC negative vector.

[0141] Without wishing to limit the invention to any particular theory or mechanism of operation it is believed that the lack of a selectable marker cassette decreases the presence of promoter elements such as enhancers which would otherwise be in cis and in close proximity to the promoter employed for exogenous protein production in avian oviduct cells (e.g., oviduct specific promoters). This close proximity may allow for interference by the transcription regulating elements of the marker gene with the promoter of interest, i.e., the promoter employed for exogenous protein production. However, the invention contemplates that marker gene coding sequences, for example, and without limitation, neomycin resistance coding sequence and beta lactamase coding sequence, may be operably linked to a promoter (i.e., second promoter) which does not interfere with the promoter employed for exogenous protein production in avian oviduct cells (i.e., first promoter). For example, it is contemplated that if the marker promoter and the promoter of interest are the same or similar promoters, interference by the selectable cassette will be minimized or eliminated. For example, a second ovalbumin promoter operably linked to a marker gene coding sequence may not interfere with a first ovalbumin promoter employed for exogenous protein production in avian oviduct cells.

[0142] The invention contemplates the employment of any useful oviduct specific promoter, and oviduct specific promoter fragments, in vectors of the invention for exogenous protein expression in avians. For example, promoters and useful (e.g., functional) fragments of promoters (e.g., promoter components) disclosed in US patent publication No.

2005/0176047, filed Jan. 31, 2005, the disclosure of which is incorporated in its entirety herein by reference, and US patent publication No. 2007/0124829, filed Jan. 26, 2007, the disclosure of which is incorporated in its entirety herein by reference, and US patent publication No. 2006/0130170, filed Dec. 11, 2003, the disclosure of which is incorporated in its entirety herein by reference, are contemplated for use in conjunction with SIN vectors and SC negative vectors and SIN/SC negative vectors in accordance with the invention.

[0143] The invention also contemplates other promoters and transcriptionally functional portions thereof (e.g., promoter components) for use as promoters of interest in accordance with the invention such as a cytomegalovirus (CMV) promoter, a rous-sarcoma virus (RSV) promoter, a β -actin promoter (e.g., a chicken β -actin promoter) a murine leukemia virus (MLV) promoter, a mouse mammary tumor virus (MMTV) promoter.

[0144] The invention also includes various ovalbumin promoter components which are contemplated for use in producing exogenous proteins in transgenic avians. Each of the promoters disclosed herein are contemplated for use in vectors in accordance with the invention.

[0145] Examples of vectors of the invention which contain recombinant ovalbumin DNA are shown below. The fragments are listed top to bottom in the 5' to 3' linear order in which they are present on a single DNA molecule. For example, the 3' end of the 3.5 kb OV fragment of sequence 1 would be covalently linked to the 5' end of the 5' UTR-5' portion and the 3' end of the 5' UTR-5' portion would be covalently linked to the 5' end of 5' UTR-3' portion.

- [0146] 1. pSIN-OV-3.5-CSI
 - [0147] 3.5 kb OV fragment (includes DHS I, II & III)
 - [0148] 5' UTR-5' portion (from Exon L)
 - [0149] 5' UTR-3' portion (from Exon 1)
- [0150] 2. pSIN-OV-3.5-Int-CSI-inv
 - [0151] 3.5 kb OV fragment (includes DHS I, II & III)
 - [0152] 5' UTR-5' portion (from Exon L)
 - [0153] Intron A
 - [0154] 5' UTR-3' portion (from Exon 1)
 - [0155] 3' UTR
- [0156] 3. pSIN-OV-3.5-Int-CSI
 - [0157] 3.5 kb OV fragment (includes DHS I, II & III)
 - [0158] 5' UTR-5' portion (from Exon L)
 - [0159] Intron A
 - [0160] 5' UTR-3' portion (from Exon 1)
- [0161] 4. pSIN-OV-3.5-CSI-UTR-inv
 - [0162] 3.5 kb OV fragment (includes DHS I, II & III)
 - [0163] 5' UTR-5' portion (from Exon L)
 - [0164] 5' UTR-3' portion (from Exon 1)
 - [0165] 3' UTR

- [0166] 5. pSIN-OV-3.5-Int-CSI-LUTR-inv
 - [0167] 3.5 kb OV fragment (includes DHS I, II & III)
 - [0168] 5' UTR-5' portion (from Exon L)
 - [0169] Intron A
 - [0170] 5' UTR-3' portion (from Exon 1)
 - [0171] 3' UTR/DHS A (bp 13576 to 15163 of FIG. 8);
- [0172] 6. pSIN-OV-3.5-CSI-LUTR-inv
 - [0173] 3.5 kb OV fragment (includes DHS I, II & III)
 - [0174] 5' UTR-5' portion (from Exon L)
 - [0175] 5' UTR-3' portion (from Exon 1)
 - [0176] 3' UTR/DHS A (bp 13576 to 15163 of FIG. 8);
- [0177] 7. pSIN-OV-3.5-Int-CSI-RRE
 - [0178] 3.5 kb OV fragment (includes DHS I, II & III)
 - [0179] 5' UTR-5' portion (from Exon L)
 - [0180] Intron A
 - [0181] 5' UTR-3' portion (from Exon 1)
 - [0182] partial 3' UTR
 - [0183] RRE (Rev response element) FIG. 9a

[0184] Construct 7 includes RRE to allow transport of the unspliced RNA genome to the cytoplasm and thus may enhance packaging of intact retroviral RNA. RRE is only active in presence of the Rev protein. Rev activity is provided in the form of DNA encoding the Rev, RNA encoding the Rev, and/or the Rev protein, which is well known in the art and commercially available (e.g., Invitrogen, Inc.), during the transient transfection of retroviral components. Thus the intron will be present in the transgene contained in the genome of the transgenic bird produced by the virus particles (the rev protein is not present in the cells of the transgenic bird). As a result the RNA should be spliced in the oviduct cells of a laying hen resulting in an enhanced level of protein expression compared to a same transgenic bird having the same transgene without the intron.

- [0185] 8. pSIN-CTE-OV-3.5-Int-CSI
 - [0186] ALV CTE (FIG. 9b_k) inserted 5' of 3.5 kb OV fragment
 - [0187] 3.5 kb OV fragment (includes DHS I, II & III)
 - [0188] 5' UTR-5' portion (from Exon L)
 - [0189] Intron A
 - [0190] 5' UTR-3' portion (from Exon 1)
 - [0191] partial 3' UTR

[0192] Coordinates for some of the elements for the above eight vectors are described elsewhere in the application. For example, coordinates of sequences from the ovalbumin nucleotide sequence are described in the Summary section above. CSI means a coding sequence of interest, i.e., nucleotide sequence encoding the protein desired to be expressed in a transgenic avian oviduct.

[0193] SIN vectors, SIN/SC negative vectors and SC negative vectors for use in accordance with the invention include vectors such as Avian Leukemia/Leukosis Viruses

(ALV), for example, and without limitation, RAV-0, RAV-1, RAV-2; Avian Sarcoma Viruses (ASV); Avian Sarcoma/Acute Leukemia Viruses (ASLV) including, without limitation, Rous Sarcoma Virus (RSV); Fujinami Sarcoma Viruses (FSV); Avian Myeloblastosis Viruses (AMV); Avian Erythroblastosis Viruses (AEV); Avian Myelocytomatosis Viruses (MCV), for example, and without limitation, MC29; Reticuloendotheliosis Viruses (REV), for example, and without limitation, Spleen Necrosis Virus (SNV). The invention also contemplates other useful retroviral vector, including, without limitation, retroviral vectors based upon Murine Leukemia Viruses (MLV); Molony Murine Sarcoma Viruses (MMSV); Moloney Murine Leukemia Viruses (MMLV); and lentiviruses (e.g., human immunodeficiency virus (HIV), feline immunodeficiency virus (FIV), bovine immunodeficiency virus (BIV) and simian immunodeficiency virus (SIV) which are altered to be SIN vectors, SIN/SC negative vectors or SC negative vectors as is understood by a practitioner of ordinary skill in the art.

[0194] In one very specific embodiment, a portion of the 5' LTR of a modified ALV vector disclosed in Cosset et al, *J of Virology* (1991) vol 65, no. 6, p 3388-3394, the disclosure of which is incorporated in its entirety herein by reference, is deleted to produce a SIN vector. In particular, nucleotides 1 to 173 were deleted from the ALV based vector LTR sequence shown in SEQ ID NO: 29. Specific deletions from 5' LTR sequences useful to produce SIN vectors from other vectors which can be used in avian transgenesis can be determined by a practitioner of ordinary skill in the art.

[0195] In one particularly useful embodiment, the invention is drawn to the production of therapeutic proteins which may be produced in the oviduct of a transgenic avian, such as a chicken, in accordance with the invention. Exemplary proteins for production in accordance with the invention include, without limitation, erythropoietin, GM-CSF, interferon β , fusion protein, CTLA4-Fc fusion protein, growth hormones, cytokines, structural proteins, interferon, lysozyme, β -casein, albumin, α -1 antitrypsin, antithrombin III, collagen, factors VIII, IX, X (and the like), fibrinogen, lactoferrin, protein C, tissue-type plasminogen activator (tPA), somatotropin, and chymotrypsin, immunoglobulins, antibodies, immunotoxins, factor VIII, b-domain deleted factor VIII, factor VIIa, factor IX, anticoagulants; hirudin, alteplase, tpa, reteplase, tpa, tpa—3 of 5 domains deleted, insulin, insulin lispro, insulin aspart, insulin glargine, long-acting insulin analogs, glucagons, tsh, follitropin-beta, fsh, pdgh, inf-beta, inf-alpha 1, ifn-alpha 2, inf-beta, inf-beta 1b, ifn-beta 1a, ifn-gamma, ifn-gamma 1b, il-2, il-1 1, hbsag, ospa, dornase-alpha dnase, beta glucocerebrosidase, tnfr-alpha, il-2-diphtheria toxin fusion protein, tnfr-lgg fragment fusion protein laronidase, dnaases, alefacept, tositumomab, murine mab, alemtuzumab, rasburicase, agalsidase beta, teriparatide, parathyroid hormone derivatives, adalimumab (lgg1), anakinra, nesiritide, human b-type natriuretic peptide (hbnp), colony stimulating factors, pegvisomant, human growth hormone receptor antagonist, recombinant activated protein c, omalizumab, immunoglobulin e (ige) blocker, lbratumab tiuxetan, ACTH, glucagon, somatostatin, somatotropin, thymosin, parathyroid hormone, pigmentary hormones, somatomedin, luteinizing hormone, chorionic gonadotropin, hypothalamic releasing factors, etanercept, antidiuretic hormones, prolactin and thyroid stimulating hormone, an immunoglobulin polypeptide, immunoglobulin polypeptide D region, immunoglobulin polypeptide J

region, immunoglobulin polypeptide C region, immunoglobulin light chain, immunoglobulin heavy chain, an immunoglobulin heavy chain variable region, an immunoglobulin light chain variable region and a linker peptide. Production of each of these, and other, proteins is contemplated using methods, vectors and promoters of the invention.

[0196] The present invention is further illustrated by the following examples, which are provided by way of illustration and should not be construed as limiting. The contents of all references, published patents and patents cited throughout the present application are hereby incorporated by reference in their entireties.

EXAMPLE 1

Production of pALV-SIN-4.2-Lys-IFNa-2B

[0197] The vector pALV-SIN-4.2-Lys-IFNa-2B (shown in FIG. 1) was constructed and is shown in FIG. 1. The sequence of pALV-SIN-4.2-Lys-IFNa-2B is shown in SEQ ID NO: 1. The 4.2 Kb lysozyme promoter spans from nucleotides 4810 to 9008 of SEQ ID NO: 1. The lysozyme signal peptide coding sequence spans from nucleotides 9037 to 9090 of SEQ ID NO: 1. The interferon alpha 2b coding sequence spans from nucleotides 9091 to 9585 of SEQ ID NO: 1. Other components of the sequence include LTRs spanning from nucleotides 4000 to 4345 and from nucleotides 725 to 897 of SEQ ID NO: 1.

[0198] pALV-SIN-4.2-Lys-IFNa-2B can be constructed by a variety of methods which are apparent to a practitioner of skill in the art. However, the method believed to be the most useful for making the vector is as follows: A 3427 bp region of pNLB-CMV-IFN-alpha2B (disclosed in U.S. patent application Ser. No. 11/167,052, filed Jun. 24, 2005, the disclosure of which is incorporated in its entirety herein by reference) is PCR amplified using primers ATGCGCGCAT-TGGTAATTGATCGGCTGG (Primer ALV-SIN-1, SEQ ID NO: 2) and ATATGCGGCCGCGGTACCGC-CCGGGCATCGATATCAAGCTTACGGTTCCTA AAC-GAGCTCTGCTTATATAGACCTCCCA (Primer ALV-SIN-2, SEQ ID NO: 3). The product is digested with BssHII and Not I resulting in a 3428 bp fragment which can be isolated by gel purification. A 1436 bp region of pNLB-CMV-IFN-alpha2B is PCR amplified with primers ATATGCGGCCGCGTCGACGGCCGCGCCAGATCTGCT-GAGCCGGTTCGCTACCA TTACCAGT (Primer ALV-SIN-3, SEQ ID NO: 4) and ATACGCGTATTCCCTAACGATCACGTCG (Primer ALV-SIN-4, SEQ ID NO: 5). The resulting product is digested with Not I and Mlu I yielding a 1438 bp fragment which is isolated by gel purification. A Bluescript II SK vector containing a BssHII stuffer fragment is digested with BssHII resulting in a linearized Bluescript vector of 2788 bp which is gel purified and then ligated to the 3428 bp and 1438 bp PCR products to yield JCR.A108.49.5.24.

[0199] JCR.A108.49.5.24 is digested with Hind III and the resulting 6823 bp fragment is circularized by ligation to yield JCR.A108.76.1.1.

[0200] A 1175 bp region of JCR.A108.76.1.1 is PCR amplified with primers CTGAAGTGTAAGGAATGTAAG (Primer ALV-SIN-5, SEQ ID NO: 6) and GCGCGTCT-CATCCCCCTCCCTATGCAAAAG (Primer ALV-SIN-6, SEQ ID NO: 7) and the resulting fragment is digested with

Blp I and Esp3I producing a 1030 bp fragment which is isolated by gel purification. A 660 bp region of JCR.A108.76.1.1 is PCR amplified with primers GGGCGTCTCAGGGACGGATTGGACGAAC-CACTGAATT (Primer ALV-SIN-7, SEQ ID NO: 8) and TTAGTGCTTTACGGCACCTC (Primer ALV-SIN-8, SEQ ID NO: 9) and digested with Esp3I and DraIII resulting in a 596 bp fragment which is isolated by gel purification. JCR.A108.76.1.1 is digested with DraIII and Blp I and the 5024 bp linear vector is ligated to the 1030 and 596 bp PCR fragments to produce pALV-SIN.

[0201] pALV-SIN is digested with BamHI and the 4795 bp linear vector is isolated by gel purification. A 4815 bp region of JCR.115.93.1.2 (disclosed in US patent application No. 2007/0124829, filed Jan. 26, 2007,) is PCR amplified with primers GACGGATCCGATACCGTC-CCTATTTTGTGTTTGCTTC (Primer ALV-SIN-9, SEQ ID NO: 10) and TAACGGATCCTAGACTTTTACTCCT-TAGA (Primer ALV-SIN-10, SEQ ID NO: 11) and is digested with BamHI. The resulting 4802 fragment is ligated to the 4795 bp linear pALV-SIN to produce pALV-SIN-4.0-Lys-IFNa-2B.

EXAMPLE 2

Production of Transgenic Ouail Using pALV-SIN-4.2-Lys-IFNa-2B

[0202] Transduction particles of the vector pALV-SIN-4.2-Lys-IFNa-2B were produced in fibroblast cells as disclosed in US patent publication No. 2007/0077650, published Apr. 5, 2007, entitled: Rapid Production of High Titer Virus, the disclosure of which is incorporated in its entirety herein by reference.

[0203] Fertilized Japanese quail eggs were windowed essentially according to the Speksnijder procedure disclosed in U.S. Pat. No. 5,897,998, the disclosure of which is incorporated in its entirety herein by reference. Eighty eggs were injected in the subgerminal cavity with about 7 microliters (approximately 7×10^4 viral particles total) of pALV-SIN-4.2-Lys-IFNa-2B transducing particles per egg. Since no selectable marker is used in pALV-SIN-4.2-Lys-IFNa-2B, the concentration of viral particles is estimated based upon past results for viral particle production where a selectable cassette or marker was used in the vector which allowed for particle quantification. Sixteen chicks hatched about 18 days after injection and human IFN levels were measured by IFN ELISA from serum samples collected from chicks 12 weeks after hatch. None were positive for the IFN protein in the serum.

[0204] In order to identify G0 quail which contained the interferon alpha 2 coding sequence containing transgene in their genome, DNA was extracted from blood of the birds and the DNA samples were subjected to Taqman® analysis on a 7700 Sequence Detector (Perkin Elmer).

[0205] Eggs from eight G0 quail were tested for the presence of the IFN protein in the egg white by ELISA. Quail No. 4 was found to have significant levels of IFN in egg white from her eggs. FIG. 2 shows a bar graph illustrating expression levels of IFN in the egg white of Quail No. 4. Quail No. 4 expressed IFN-alpha-2 at 0.45 µg/ml of egg white, which is a high level of expression for a G0 avian. There was no interferon alpha 2 detected in the blood of

Quail No. 4 which is particularly significant. For example, in certain instances the recombinant protein may be harmful to the development or health of the avian when present in the blood which can kill the bird or can lead to reduced levels of protein production.

EXAMPLE 3

Production of Transgenic Ouail Using pALV-SIN-6.5-Lys-IFNa-2B

[0206] The 4.2 kb lysozyme promoter of vector pALV-SIN-4.2-Lys-IFNa-2B is removed and replaced with a 6.5 kb lysozyme promoter corresponding to about nucleotides 5363 to 11863 of SEQ ID NO: 12, using standard methodologies known to practitioners of skill in the art, resulting in pALV-SIN-6.5-Lys-IFNa-2B. Transduction particles of the new vector pALV-SIN-6.5-Lys-IFNa-2B are produced as disclosed in US patent publication No. 2007/0077650, published Apr. 5, 2007.

[0207] Fertilized chicken eggs or Japanese quail eggs are windowed and about 7×10^4 pALV-SIN-6.5-Lys-IFNa-2B transducing particles are injected into the subgerminal cavity of each egg. Eggs hatch 21 or 18 days after injection and chimeric birds are identified that contain the active transgene in their genome, as described in Example 2. Fully transgenic G1 birds which contain the transgene in their genome are produced from chimeras using methods known in the art, i.e., crossing male chimeras with non-transgenic females.

EXAMPLE 4

Production of Vector pSIN-OV-3.5-I-CTLA4-Fc-Inv

[0208] This vector includes the ovalbumin Dnase hypersensitive sites (DHS) I, II and III, the first exon (exon L), the first intron and the CTLA4-Fc fusion protein coding sequence inserted in frame with the ATG of second exon (exon 1) and with the 3' untranslated region (UTR). The expression cassette is inserted in the inverse orientation into an avian leukosis virus (ALV) vector, which was made self-inactivating (SIN) by deletion of nucleotides 1 to 173 of the ALV LTR sequence shown in SEQ ID NO: 29.

[0209] The vector was constructed as follows: pNLB-3.9-OM-CTLA4-Fc, disclosed in Example 20 of US patent publication No. 2007/0113299, published May 17, 2007, the disclosure of which is incorporated in its entirety herein by reference, was cut with Nae I and Not I. The Not I site was filled in by Klenow reaction. The resulting 8125 bp fragment was gel purified, religated, producing pOM-3.9-CTLA4-dSacl. pOM-3.9-CTLA4-dSacl was cut with EcoRI and Kpn I and the 8115 bp fragment gel purified. The 3' UTR of the chicken ovalbumin gene was PCR'd from BAC 26, disclosed in US patent publication No. 2006/0130170, published Jun. 15, 2006, with the primers 5'-GCGGAAT-TCAAAGAAGAAAGCTGAAAAAC-3' (SEQ ID NO: 13) and 5'-GCGGGTACCTTCAAATACTACAAGTGAAA-3' (SEQ ID NO: 14). The 3' UTR PCR was cut with EcoRI and Kpn I and the 684 bp fragment gel purified. The 8115 bp fragment of pOM-3.9-CTLA4-dSacl was ligated to the 684 bp fragment of 3' UTR PCR, producing pOM-3.9-CTLA4-OV3' UTR.

[0210] The 3.5 kb OV promoter region, exon L, first intron and the UTR of exon 1 was PCR amplified with BAC26 as

a template and with primers 5'-GGCCTCGAGTCAAGT-TCTGAGTAGGTTTTAGTG-3' (SEQ ID NO: 15) and 5'-GCGCGTCTCTGTCTAGAGCAAACAGCA-GAACAGTGAAAATG-3' (SEQ ID NO: 16). The PCR product was cut with Xho I and Esp3I and the 5094 bp product was gel purified.

[0211] A 5' portion of the CTLA4-Fc gene was PCR amplified using pOM-3.9-CTLA4 as a template and primers 5'-GCGCGTCTCAAGACAACCTCAGAGTTTCAC-CATGGGTGTACTGCTCACACAG-3' (SEQ ID NO: 17) and 5'-GGCCCGGGAGTTTTGTCAGAAGATTTGGG-3' (SEQ ID NO: 18). The PCR product was cut with Esp3I and SacI and the 384 bp product gel purified.

[0212] pOM-3.9-CTLA4-OV3' UTR was cut with Sac I and Xho I, the 4473 bp product gel purified and ligated to the 5094 bp OV PCR fragment and 384 bp CTLA4-Fc fragment, producing pOV-3.5-I-CTLA4.

[0213] pALV-SIN, disclosed, for example, in Example 10 of parent case US patent publication No. 2007/0124829, published May 31, 2007, was cut with Mfe I and Xho I, filled in with Klenow and the 4911 bp fragment gel purified.

[0214] pOV-3.5-I-CTLA4 was cut with XhoI and BamHI, filled in with Klenow and the 6957 bp fragment gel purified. This fragment was ligated into the 4911 bp fragment of pAVI-SIN such that the CTLA4-Fc gene and flanking expression elements are in the opposite orientation of the ALV long terminal repeats, producing pSIN-OV-3.5-I-CTLA4-inv. See FIG. 3 and SEQ ID NO: 19. Such opposite orientation may be preferred if the coding sequence of interest (i.e., CSI) in the transgene contains one or more introns or splice sites.

EXAMPLE 5

Production Of Transgenic Ouail Using SIN-OV-3.5-I-CTLA4-inv

[0215] Retroviral particles containing the pSIN-OV-3.5-I-CTLA4-inv vector (FIG. 3) and pseudotyped with the VSV envelope protein were produced as described in US patent publication No. 2007/0077650, published Apr. 5, 2007. Virus particles were harvested at 48 hours post-transfection, concentrated and on the same day, approximately 4 microliters of the virus suspension containing about 1×10^5 particles was injected into the subgerminal cavity of stage X quail eggs. Eggs were resealed and hatched.

[0216] ALV has a CTE element in the 3' end of its genome that allows transport of unspliced retroviral RNA to the cytoplasm. In pSIN-OV-3.5-I-CTLA4-inv, due to the inverse orientation of the OV promoter relative to the LTRs, the CTE is upstream of the OV promoter such that the CTE element is only in RNAs derived from the 5' LTR promoter and not in RNAs transcribed by the OV promoter. Therefore, any RNA transcribed by the OV promoter should be spliced prior to being transported into the cytoplasm.

[0217] Egg whites from chimeric quail were assayed using an ELISA for CTLA4-Fc. One quail was found to have CTLA4-Fc in her egg white at approximately 16 $\mu\text{g/ml}$. The transgenesis level in these quail is estimated at about 5% or less. Thus the level in a GI should be substantially greater. It is expected that similar levels would be seen in a chicken

and other avians, as the quail and chicken ovalbumin genes, as well as ovalbumin genes of other avians, are very similar.

EXAMPLE 6

Construction of pSIN-3.9-OM-CTLA4-Fc

[0218] The 4907 bp Mfe I/Xho I fragment of pALV-SIN (disclosed, for example, in US patent publication No. 2007/0124829, published May 31, 2007) was ligated to the 5115 XhoI/EcoRI fragment of pOM-3.9-CTLA4 (shown in FIG. 15 of US patent publication No. 2007/0113299, published May 17, 2007), producing pSIN-3.9-OM-CTLA4-Fc Shown in FIG. 4 and SEQ ID NO: 20,

EXAMPLE 7

Production Of Transgenic Chickens Using pSIN-3.9-OM-CTLA4-Fc

[0219] Retroviral particles pseudotyped with the VSV envelope protein and containing the pSIN-3.9-OM-CTLA4-Fc (FIG. 4) vector were produced as described in US patent publication No. 2007/0077650, published Apr. 5, 2007. Virus was harvested at 48 hours post-transfection, concentrated and on the same day approximately 7 microliters injected into the subgerminal cavity of stage X eggs. Eggs were resealed and incubated until hatch.

[0220] Egg white from hens was assayed using an ELISA for CTLA4-Fc. One hen was found to have CTLA4-Fc in her egg white at approximately 0.37 $\mu\text{g/ml}$. The transgenesis level in these hens is estimated at 5% or less. Thus the levels in a GI should be substantially greater.

[0221] Any useful coding sequence may be inserted in place of the CTLA4-Fc coding sequence for production of the corresponding product.

EXAMPLE 8

Construction of pSIN-1.8-OM-IFNa-2B

[0222] The 1051 bp Nco I-Nco I fragment from pBS-OM-4.4 (FIG. 5 SEQ ID NO: 23) was inserted into the Nco I site of pAVIJCRA-137.91.1.2 (FIG. 6 SEQ ID NO: 24), thereby inserting the 1 kb ovomucoid promoter in front of an IFN coding sequence and SV40 polyadenylation signal and producing plkb-OM-IFNMM. A 1816 bp Cla I-Sac I fragment of plkb-OM-IFNMM was inserted into the 6245 bp Cla I-Sac I fragment of pBS-OM-4.4, thereby fusing the 4.4 kb ovomucoid fragment with the IFN coding sequence and producing p4.40M-IFNMM. The 8511 bp BamH I-Sal I fragment of pBS-OMUP-10 was ligated to the 5148 bp BamH I-Sal I fragment of p4.40M-IFN, thereby placing the 10 kb ovomucoid promoter in front of the IFN coding sequence, producing p10-OM-IFN.

[0223] Region 2487-4889 of p10.0-OM-IFN was PCR amplified with primers 5'-GCGCTCGACGGATCCGT-TAACCTAGAACTAGTGGATCTCTGCCCTTGTGCTGAC-3' (SEQ ID NO: 27) and 5'-GGCCTCGAGCCTA-GACTTTTACTCCTTAGA-3' (SEQ ID NO: 28). The PCR product was digested with Sal I and Xho I and the 2435 bp isolated. pALV-SIN (disclosed, for example, in US patent publication No. 2007/0124829, published May 31, 2007) was digested with Xho I and the 4915 bp fragment isolated

and ligated to the 2435 bp fragment, producing pSIN-1.8-OM-IFNa-2B, shown in FIG. 7 and SEQ ID NO: 21.

EXAMPLE 9

Production Of Transgenic Chickens Using pSIN-1.8-OM-IFNa-2B

[0224] Retroviral particles having the pSIN-1.8-OM-IFNa-2B transgene and pseudotyped with the VSV envelope protein were produced as described in US patent publication No. 2007/0077650, published Apr. 5, 2007. Virus was harvested at 48 hours post-transfection, concentrated and, on the same day, approximately 7 microliters injected into the subgerminal cavity of stage X eggs. Eggs were resealed and incubated until hatch.

[0225] Egg whites from hens were assayed using an ELISA for IFNa-2B. Hens were found to have IFNa-2B in egg white at levels that ranged from 1.5 to 865.0 ng/ml with IFNa-2B levels at least about 600 fold lower in the serum. The transgenesis level in these hens is estimated at 5% or less.

[0226] Five G0 sperm positive roosters were bred to non-transgenic hens. Of 1251 offspring, 30 carried the pSIN-1.8-OM-IFNa-2B transgene. Six of the 30 hens expressed human IFN- α -2B at 34.1 to 165.6 μ g/ml of egg white. Each of the six hens had a single copy of the transgene. Serum levels of human IFN- α -2B were 0.3 to 9.2 ng/ml which, on average, was 30,000 fold lower than egg white levels.

EXAMPLE 10

Production Of Transgenic Chickens Using Lentivirus Vectors And Moloney Murine Leukemia Virus

[0227] The invention specifically contemplates the employment of other retroviral vectors that are useful in avian transgenesis to be used in accordance with the present invention. Such vectors can be employed to produce transgenic avians, for example, in the same way as ALV-SIN vectors have been used in Examples' 1 to 9 above. For example, Moloney Murine Leukemia Virus (MMLV) and Lentiviral Vectors can be used in accordance with the invention, each, for example, by deleting one or more of the CAAT box; the TAATA box; and enhancer contained in the U3 region of the upstream LTR of each virus to produce a SIN vector. Alternatively, or in addition (i.e., in conjunction with a SIN vector) no transcriptionally active markers or selectable cassettes are included in each of the retroviral vectors.

[0228] Although preferred embodiments of the invention have been described using specific terms, devices, and methods, such description is for illustrative purposes only. The words used are words of description rather than of limitation. It is to be understood that changes and variations may be made by those of ordinary skill in the art without departing from the spirit or the scope of the present inventions which is set forth in the following claims. In addition, it should be understood that aspects of the various embodiments may be interchanged both in whole or in part.

SEQUENCE LISTING

<160> NUMBER OF SEQ ID NOS: 29

<210> SEQ ID NO 1

<211> LENGTH: 9597

<212> TYPE: DNA

<213> ORGANISM: Artificial Sequence

<220> FEATURE:

<223> OTHER INFORMATION: pALV-SIN-4.2-Lys-IFNa-2B Vector

<400> SEQUENCE: 1

```

gatcccccg  gctgcagaac  cgagcggcta  ttgacttctt  gctcctagct  cacggccatg      60
gctgtgagga  cattgcggga  atgtgttgtt  tcaatctgag  tgatcacagt  gagtctatac     120
agaagaagtt  ccagctaata  aaggaacatg  tcaataagat  cggcgtgaac  aacgacccaa     180
tcggaagtgt  gctgcgagga  ttattcggag  gaataggaga  atgggccgta  cacttgctga     240
aaggactgct  tttggggcct  gtatttatct  tgttgctagt  agtatgcttg  ccttgccctt     300
tgcaatgtgt  atctagtagt  attcgaaaga  tgattgataa  ttcactcggc  tatcgcgagg     360
aatataaaaa  aattacagga  ggcttataag  cagcccgaaa  gaagagcgta  ggcgagttct     420
tgtattccgt  gtgatagctg  gttggattgg  taattgatcg  gctggcacgc  ggaatatagg     480
aggtcgctga  atagtaaaact  tgtagacttg  gctacagcat  agagtatctt  ctgtagctct     540
gatgactgct  aggaataaat  gctacggata  atgtggggag  ggcaaggctt  gcgaatcggg     600
ttgtaacggg  caaggcttga  ctgaggggac  aatagcatgt  ttaggcgaaa  agcggggcct     660
cggttgtaac  cggttaggag  tccctcagg  atatagtagt  ttgcgttttg  cataggagg      720

```

-continued

| | | | | | | |
|------------|-------------|------------|-------------|-------------|------------|------|
| gggacggatt | ggacgaacca | ctgaattccg | cattgcagag | atattgtatt | taagtgccta | 780 |
| gctcgataca | ataaacgccca | tttgaccatt | caccacattg | gtgtgcacct | gggttgatgg | 840 |
| ccggaccggt | gattccctgr | cgactacgag | cacatgcatg | aagcagaagg | cttcatttgg | 900 |
| tgaccccgac | gtgatcgta | gggaatacgc | gctcactggc | cgtcgtttta | caacgtcgtg | 960 |
| actgggaaaa | ccctggcggt | acccaactta | atcgccctgc | agcacatccc | cctttcgcca | 1020 |
| gctggcgtaa | tagcgaagag | gcccgcaccg | atcgcccttc | ccaacagttg | cgagcgctga | 1080 |
| atggcgaaat | gaaattgtaa | gcgttaatat | tttgttaaaa | ttcgcgttaa | atttttgtta | 1140 |
| aatcagctca | ttttttaacc | aataggccga | aatcggcaaa | atcccttata | aatcaaaaga | 1200 |
| atagaccgag | atagggttga | gtgttggttc | agtttggaac | aagagtccac | tattaaagaa | 1260 |
| cgtggactcc | aacgtcaaa | ggcgaaaaac | cgtctatcag | ggcgatggcc | cactacgtga | 1320 |
| accatcacc | taatcaagt | ttttggggtc | gaggtgccgt | aaagcactaa | atcggaaccc | 1380 |
| taaagggagc | ccccgattta | gagcttgacg | gggaaagccg | gcgaacgtgg | cgagaaagga | 1440 |
| aggggaagaa | gcgaaaggag | cgggcgctag | ggcgctggca | agtgtagcgg | tcacgctgcg | 1500 |
| cgtaaccacc | acaccgcgcg | cgcttaatgc | gccgctacag | ggcgcgctcag | gtggcacttt | 1560 |
| tcggggaaat | gtgcgcggaa | cccctatttg | tttatTTTTc | taaatacatt | caaatatgta | 1620 |
| tcgcgtcatg | agacaataac | cctgataaat | gcttcaataa | tattgaaaaa | ggaagagtat | 1680 |
| gagtattcaa | catttcctgt | tcgcccttat | tcctttttt | gcggcatttt | gccttcctgt | 1740 |
| ttttgctcac | ccagaaacgc | tggtgaaagt | aaaagatgct | gaagatcagt | tggtgacacg | 1800 |
| agtgggttac | atcgaaactg | atctcaacag | cggttaagatc | cttgagagtt | ttcgccccga | 1860 |
| agaacgtttt | ccaatgatga | gcacttttaa | agttctgcta | tgtggcgcg | tattatcccg | 1920 |
| tattgacgcc | gggcaagagc | aactcggtcg | cgcatacac | tattctcaga | atgacttgg | 1980 |
| tgagtactca | ccagtcacag | aaaagcatct | tacggatggc | atgacagtaa | gagaattatg | 2040 |
| cagtgtctgc | ataaccatga | gtgataaac | tgccggccaac | ttacttctga | caacgatcgg | 2100 |
| aggaccgaag | gagctaaccg | cttttttgca | caacatgggg | gatcatgtaa | ctcgccttga | 2160 |
| tcgttgggaa | ccggagctga | atgaagccat | accaaacgac | gagcgtgaca | ccacgatgcc | 2220 |
| tgtagcaatg | gcaacaacgt | tgcgaaaact | attaactggc | gaactactta | ctctagcttc | 2280 |
| ccggcaacaa | ttaatagact | ggatggaggc | ggataaagtt | gcaggaccac | ttctgcgctc | 2340 |
| ggcccttcg | gctggctggt | ttattgctga | taaatctgga | gccggtgagc | gtgggtctcg | 2400 |
| cggtatcatt | gcagcactgg | ggccagatgg | taagccctcc | cgtatcgtag | ttatctacac | 2460 |
| gacggggagt | caggcaacta | tggtgaacg | aaatagacag | atcgctgaga | taggtgcctc | 2520 |
| actgattaag | cattggtaac | tgtcagacca | agtttactca | tatatacttt | agattgattt | 2580 |
| aaaacttcat | ttttaattta | aaaggatcta | ggtgaagatc | ctttttgata | atctcatgac | 2640 |
| caaaatccct | taacgtgagt | tttcgttcca | ctgagcgtca | gaccccgtag | aaaagatcaa | 2700 |
| aggatcttct | tgagatcctt | ttttctcg | cgtaactctgc | tgcttgcaaa | caaaaaaac | 2760 |
| accgctacca | gcgggtggtt | gtttgccgga | tcaagagcta | ccaactcttt | ttccgaaggt | 2820 |
| aactggcttc | agcagagcgc | agataccaaa | tactgtcctt | ctagtgtagc | cgtagttagg | 2880 |
| ccaccacttc | aagaactctg | tagcaaccgc | tacatacctc | gctctgctaa | tcctgttacc | 2940 |
| agtggctgct | gccagtggcg | ataagtcgtg | tcttaccggg | ttggactcaa | gacgatagtt | 3000 |

-continued

| | |
|--|------|
| accggataag ggcagcgggt cgggctgaac ggggggttcg tgcacacagc ccagcttgga | 3060 |
| gcgaacgacc tacaccgaac tgagatacct acagcgtgag ctatgagaaa gcgccacgct | 3120 |
| tcccgaaggg agaaaggcgg acaggtatcc ggtaagcggc agggtcggaa caggagagcg | 3180 |
| cacgagggag cttccagggg gaaacgcctg gtatctttat agtcctgtcg ggtttcgcca | 3240 |
| cctctgactt gagcgtcgat ttttgtgatg ctcgtcaggg gggcggagcc tatggaaaaa | 3300 |
| cgccagcaac gcggcctttt tacggttcct ggccctttgc tggccttttg ctcacatgtt | 3360 |
| ctttcctgcg ttatccccctg attctgtgga taaccgtatt accgcctttg agtgagctga | 3420 |
| taccgctcgc cgcagccgaa cgaccgagcg cagcgagtca gtgagcgagg aagcgggaaga | 3480 |
| gcgccaata cgcaaaccgc ctctccccgc gcgttgccg attcattaat gcagctggca | 3540 |
| cgacaggttt cccgactgga aagcgggcag tgagcgcaac gcaattaatg tgagttagct | 3600 |
| cactcattag gcacccagg ctttacactt tatgcttcgc gctcgtagt tgtgtggaat | 3660 |
| tgtgagcggg taacaatttc acacaggaaa cagctatgac catgattacg ccaagcgcgc | 3720 |
| attggaatt gatcggctgg cacgcggaat ataggaggtc gctgaatagt aaactttag | 3780 |
| acttggtac agcatagagt atcttctgta gctctgatga ctgctaggaa ataatgctac | 3840 |
| ggataatgtg gggaggggcaa ggcttgcaaa tcgggttgta acgggcaagg cttgactgag | 3900 |
| gggacaatag catgtttagg cgaaaagcgg ggcttcggt gtacgcggtt aggagtcccc | 3960 |
| tcaggatata gtagtttcgc ttttgcatag ggagggggaa atgtagtctt atgcaatact | 4020 |
| ctttagtct tgcaacatgc ttatgtaacg atgagttagc aacatgcctt ataaggagag | 4080 |
| aaaaagcacc gtgcatgccg attggtggga gtaagggtgt atgatcgtgg tatgatcgtg | 4140 |
| ccttgtagg aaggcaacag acgggtctaa cacggattgg acgaaccact gaattccgca | 4200 |
| ttgcagagat attgtattta agtgcctagc tcgatacaat aaacgccatt tgaccattca | 4260 |
| ccacattggt gtgcacctgg gttgatggc ggaccgttga ttccctgrcg actacgagca | 4320 |
| catgcatgaa gcagaaggct tcatttggtg accccgacgt gatcgtagg gaatagtggt | 4380 |
| cggccacagg cggcgtggcg atcctgtcct catccgtctc gcttattcgg ggagcggacg | 4440 |
| atgaccctag tagagggggc tgcggcttag gagggcagaa gctgagtggc gtcggaggga | 4500 |
| gccctactgc agggggccaa cataccctac cgagaactca gagagtcgtt ggaagacggg | 4560 |
| aaggaagccc gacgactgag cgggtccacc caggcgtgat tccggttgct ctgctgatt | 4620 |
| cggctcgcgc ggtggatcaa gcatggaagc cgtcataaag gtgatttcgt ccgcgtgtaa | 4680 |
| gacctattgc gggaaaacct ctcttctaa gaaggaaata ggggctatgt tgtccctgtt | 4740 |
| acaaaaggaa gggttgctta cgtccccctc agacttatat tccccgggt cctgggatcc | 4800 |
| gataccgtcc ctatttttgt gtttgcttca gcagccattt aattcttcag tgcactcttg | 4860 |
| ttctgttgat gccactggaa caggatttcc agcagtcttg caaagaacat ctgactgaaa | 4920 |
| actttctgcc attcaatatt cttaccagtt cttcttggtt gaggtgagcc ataaattact | 4980 |
| agaacttcgt cactgacaag tttatgcatt ttattacttc tattatgtac ttactttgac | 5040 |
| ataacacaga cagcacata ttttgctggg atttccacag tgtctctgtg tccttcacat | 5100 |
| ggttttactg tcatacttcc gttataacct tggcaatctg ccagctgcc catcacaaga | 5160 |
| aaagagattc cttttttatt acttctcttc agccaataaa caaatgtga gaagcccaaa | 5220 |
| caagaacttg tggggcaggc tgccatcaag ggagagacag ctgaagggtt gtgtagctca | 5280 |

-continued

| | |
|---|------|
| atagaattaa gaaataataa agctgtgtca gacagttttg cctgatttat acaggcacgc | 5340 |
| cccaagccag agaggctgtc tgccaaggcc accttgacgt ccttggtttg taagataagt | 5400 |
| cataggtaac ttttctggtg aattgcgtgg agaactcatga tggcagttct tgctgtttac | 5460 |
| tatggtaaga tgctaaaata ggagacagca aagtaacact tgctgctgta ggtgctctgc | 5520 |
| tatccagaca gcgatggcac tcgcacacca agatgagggg tgctcccagc tgacggatgc | 5580 |
| tggggcagta acagtgggtc ccatgctgcc tgctcattag catcacctca gccctcacca | 5640 |
| gcccacaga aggatcatcc caagctgagg aaagtgtctc atcttcttca catcatcaaa | 5700 |
| cctttggcct gactgatgcc tcccggatgc ttaaatgtgg tcaactgacat ctttattttt | 5760 |
| ctatgatttc aagtcagAAC ctccggatca ggagggaaca catagtggga atgtaccctc | 5820 |
| agctccaagg ccagatcttc cttcaatgat catgcatgct acttaggaag gtgtgtgtgt | 5880 |
| gtgaatgtag aattgccttt gttatttttt ctctctgtcg tcaggaacat tttgaatacc | 5940 |
| agagaaaaag aaaagtgtct ttcttggcat gggaggagtt gtcacacttg caaaataaag | 6000 |
| gatgcagtcc caaatgttca taatctcagg gtctgaagga ggatcagaaa ctgtgtatac | 6060 |
| aatttcaggc ttctctgaat gcagcttttg aaagctgttc ctggccgagg cagtactagt | 6120 |
| cagaaccctc ggaaacagga acaaatgtct tcaagggtca gcaggaggaa acaccttgcc | 6180 |
| catcatgaaa gtgaataacc actgccgtcg aaggaatcca gctcctgttt gagcaggtgc | 6240 |
| tgcacactcc cacactgaaa caacagttca tttttatagg acttcagga aggatcttct | 6300 |
| tcttaagctt cttaattatg gtacatctcc agttggcaga tgactatgac tactgacagg | 6360 |
| agaatgagga actagctggg aatattttctg tttgaccacc atggagtcaac ccatttcttt | 6420 |
| actggtattt ggaaataata attctgaatt gcaaagcagg agttagcgaa gatcttcatt | 6480 |
| tcttccatgt tggtagacag acagttcttg ctatgaaagt ctgcttaca ggaagaggat | 6540 |
| aaaaatcata ggataataa atctaagttt gaagacaatg aggttttagc tgcatttgac | 6600 |
| atgaagaaat tgagacctct actggatagc tatggtattt acgtgtcttt ttgcttagtt | 6660 |
| acttattgac cccagctgag gtcaagtatg aactcaggtc tctcgggcta ctggcatgga | 6720 |
| ttgattacat acaactgtaa ttttagcagt gatttagggt ttatgagtac ttttgagta | 6780 |
| aatcataggg ttagtaatgt taatctcagg gaaaaaaaaaaa aaagccaac cctgacagac | 6840 |
| atcccagctc aggtggaaat caaggatcac agctcagtcg ggcccagag aacacaggga | 6900 |
| ctcttctctt aggaccttta tgtacagggc ctcaagataa ctgatgttag tcagaagact | 6960 |
| ttccattctg gccacagttc agctgaggca atcctggaat tttctctccg ctgcacagtt | 7020 |
| ccagtcaccc cagtttgtac agttctgcca ctttttgggt caggccgtga tccaaggagc | 7080 |
| agaagttcca gctatggtca gggagtgcct gaccgtccca actcactgca ctcaaaaaa | 7140 |
| ggcgaaacca caagagtggc ttttgttgaa attgcagtgt ggcccagagg ggctgcacca | 7200 |
| gtactggatt gaccacgagg caacattaat cctcagcaag tgcaatttgc agccattaaa | 7260 |
| ttgaactaac tgatactaca atgcaatcag tatcaacaag tggtttggct tggaagatgg | 7320 |
| agctagggg ctctacagga gtagctactc tctaatggag ttgcattttg aagcaggaca | 7380 |
| ctgtgaaaag ctggcctcct aaagaggctg ctaaacatta ggggtcaattt tccagtgcac | 7440 |
| tttctgaagt gtctgcagtt ccccatgcaa agctgcccac acatagcact tccaattgaa | 7500 |
| tacaattata tgcaggcgta ctgcttcttg ccagcactgt ccttctcaaa tgaactcaac | 7560 |

-continued

aaacaatttc aaagtctagt agaaagtaac aagctttgaa tgtcattaaa aagtatatct 7620
gctttcagta gttcagctta tttatgccca ctagaacat cttgtacaag ctgaacactg 7680
gggctccaga ttagtggttaa aacctacttt atacaatcat agaatcatag aatggcctgg 7740
gttggaaggg accccaagga tcatgaagat ccaacacccc cgccacaggc agggccacca 7800
acctccagat ctggtactag accaggcagc ccagggtctc atccaacctg gccatgaaca 7860
cctccaggga tggagcatcc acaacctctc tgggcagcct gtgccagcac ctcaccacc 7920
tctctgtgaa gaacttttcc ctgacatcca atctaagcct tcctctcttg aggttagatc 7980
cactccccct tgtgtctatc ctgtctactc ttgtaaaaag ttgattctcc tcttttttg 8040
aaggttgcaa tgaggtctcc ttgcagcctt cttctcttct gcaggatgaa caagcccagc 8100
tccttcagcc tgtctttata ggagagggtc tccagccctc tgatcatctt tgtggccctc 8160
ctctggaccc gctccaagag ctccacatct ttctgtact gggggcccca ggccatgaatg 8220
cagtactcca gatggggcct caaaagagca gagtaaagag ggacaatcac ctctctacc 8280
ctgctggcca gccctcttct gatggagccc tggatacaac tggctttctg agctgcaact 8340
tctcttctc agttccacta ttaaaacagg aacaatacaa cagggtgctga tggccagtgc 8400
agagttttct acacttcttc atttcggtag atcttagatg aggaacgttg aagttgtgct 8460
tgtgctgtg cttcttctcc ctcaaatact cctgcctgat acctcacccc acctgccact 8520
gaatggctcc atggccccc gcagccaggg ccctgatgaa cccggcactg cttcagatgc 8580
tgtttaatag cacagtatga ccaagttgca cctatgaata cacaacaat gtgttgcatc 8640
cttcagcact tgagaagaag agccaaattt gcattgtcag gaaatggttt agtaattctg 8700
ccaattaaaa cttgtttatc taccatggct gtttttatgg ctgttagtag tggtaactg 8760
atgatgaaca atggctatgc agtaaaatca agactgtaga tattgcaaca gactataaaa 8820
ttctctgtg gcttagccaa tgtggtactt cccacattgt ataagaaatt tggcaagttt 8880
agagcaatgt ttgaagtgtt gggaaaattc tgtatactca agagggcggtt tttgacaact 8940
gtagaacaga ggaatcaaaa gggggtggga ggaagttaa agaagaggca ggtgcaagag 9000
agcttgcaat cccgtgtgtg gtacgacact ggcaacatga ggtctttgct aatcttggtg 9060
ctttgcttcc tgcctctggc tgccttaggg tgcgatctgc ctcagaccca cagcctgggc 9120
agcaggagga ccctgatgct gctggctcag atgaggagaa tcagcctggt tagctgcctg 9180
aaggataggc acgatttttg ctttcctcaa gaggagtgtt gcaaccagtt tcagaaggct 9240
gagaccatcc ctgtgtgca cgagatgatc cagcagatct ttaacctggt tagcaccaag 9300
gatagcagcg ctgcttggga tgagaccctg ctggataagt ttacaccga gctgtaccag 9360
cagctgaacg atctggaggc ttgctgtatc cagggcgtgg gcgtgaccga gacctctctg 9420
atgaaggagg atagatcctt ggctgtgagg aagtacttct agaggatcac cctgtacctg 9480
aaggagaaga agtacagccc ctgcgcttgg gaagtcgtga gggctgagat catgaggagc 9540
tttagcctga gcaccaacct gcaagagagc ttgaggtcta aggagtaaaa agtctag 9597

<210> SEQ ID NO 2

<211> LENGTH: 28

<212> TYPE: DNA

<213> ORGANISM: Artificial Sequence

<220> FEATURE:

<223> OTHER INFORMATION: Primer ALV-SIN-1

-continued

<400> SEQUENCE: 2

atgcgcgcgat tggtaattga tcggctgg

28

<210> SEQ ID NO 3

<211> LENGTH: 80

<212> TYPE: DNA

<213> ORGANISM: Artificial Sequence

<220> FEATURE:

<223> OTHER INFORMATION: Primer ALV-SIN-2

<400> SEQUENCE: 3

atatgcggcc gcggtaccgc ccgggcacgc atatcaagct tacgggtcac taaacgagct

60

ctgcttatat agacctccca

80

<210> SEQ ID NO 4

<211> LENGTH: 59

<212> TYPE: DNA

<213> ORGANISM: Artificial Sequence

<220> FEATURE:

<223> OTHER INFORMATION: Primer ALV-SIN-3

<400> SEQUENCE: 4

atatgcggcc gcgctgcacgc ccggccagat ctgctgagcc ggctcgctacc attaccagt

59

<210> SEQ ID NO 5

<211> LENGTH: 28

<212> TYPE: DNA

<213> ORGANISM: Artificial Sequence

<220> FEATURE:

<223> OTHER INFORMATION: Primer ALV-SIN-4

<400> SEQUENCE: 5

atacgcgtat tccctaacga tcacgtcg

28

<210> SEQ ID NO 6

<211> LENGTH: 21

<212> TYPE: DNA

<213> ORGANISM: Artificial Sequence

<220> FEATURE:

<223> OTHER INFORMATION: Primer ALV-SIN-5

<400> SEQUENCE: 6

ctgaagtga aggaatgtaa g

21

<210> SEQ ID NO 7

<211> LENGTH: 30

<212> TYPE: DNA

<213> ORGANISM: Artificial Sequence

<220> FEATURE:

<223> OTHER INFORMATION: Primer ALV-SIN-6

<400> SEQUENCE: 7

gcgcgtctca tccccctccc tatgcaaaag

30

<210> SEQ ID NO 8

<211> LENGTH: 37

<212> TYPE: DNA

<213> ORGANISM: Artificial Sequence

<220> FEATURE:

<223> OTHER INFORMATION: Primer ALV-SIN-7

<400> SEQUENCE: 8

-continued

gggcgtctca gggacggatt ggacgaacca ctgaatt 37

<210> SEQ ID NO 9
<211> LENGTH: 20
<212> TYPE: DNA
<213> ORGANISM: Artificial Sequence
<220> FEATURE:
<223> OTHER INFORMATION: Primer ALV-SIN-8

<400> SEQUENCE: 9

ttagtgcttt acggcacctc 20

<210> SEQ ID NO 10
<211> LENGTH: 38
<212> TYPE: DNA
<213> ORGANISM: Artificial Sequence
<220> FEATURE:
<223> OTHER INFORMATION: Primer ALV-SIN-9

<400> SEQUENCE: 10

gacggatccg ataccgtccc tatttttgtg tttgcttc 38

<210> SEQ ID NO 11
<211> LENGTH: 30
<212> TYPE: DNA
<213> ORGANISM: Artificial Sequence
<220> FEATURE:
<223> OTHER INFORMATION: Primer ALV-SIN-10

<400> SEQUENCE: 11

taacggatcc tagacttttt actccttaga 30

<210> SEQ ID NO 12
<211> LENGTH: 11945
<212> TYPE: DNA
<213> ORGANISM: Artificial Sequence
<220> FEATURE:
<223> OTHER INFORMATION: Proximal promoter and lysozyme signal peptide

<400> SEQUENCE: 12

tgcgccttc tttgatattc actctgttgt atttcatttc ttcttgccga tgaaaggata 60

taacagtcctg tataacagtc tgtgaggaaa tacttggtat ttcttctgat cagtgttttt 120

ataagtaatg ttgaatattg gataaggctg tgtgtccttt gtcttgggag acaaagccca 180

cagcagggtg tggttggggt ggtggcagct cagtgcacagg agaggttttt ttgcctgttt 240

tttttttttt tttttttttt aagtaagggt ttcttttttc ttagtaaaatt ttctactgga 300

ctgtatgttt tgacagggtca gaaacatttc ttcaaaagaa gaaccttttg gaaactgtac 360

agcccttttc tttcattccc tttttgcttt ctgtgccaat gcctttgggt ctgattgcat 420

tatggaaaac gttgatcgga acttgagggt tttatttata gtgtggcttg aaagcttgga 480

tagctgttgt tacacgagat acctatttaa gtttaggcca gcttgatgct ttattttttc 540

cctttgaagt agtgagcgtt ctctgggttt tttcctttga aactgggtgag gcttagattt 600

ttctaattggg attttttacc tgatgatcta gttgcatacc caaatgcttg taaatgtttt 660

cctagttaac atgttgataa cttcggattt acatgttgta tatacttgtc atctgtgttt 720

ctagtaaaaa tatatggcat ttatagaaat acgtaattcc tgatttcott tttttttatc 780

tctatgctct gtgtgtacag gtcaaacaga cttcactcct atttttatat atagaatttt 840

-continued

| | | | | | | |
|------------|------------|-------------|------------|------------|------------|------|
| atatgcagtc | tgctgttgg | tcttgtgtg | taaggataca | gccttaaatt | tcctagagcg | 900 |
| atgctcagta | agggcggtg | tcacatggg | tcaaatgtaa | aacgggcacg | tttggctgct | 960 |
| gccttcccga | gatccaggac | actaaactgc | ttctgcactg | aggtataaat | cgcttcagat | 1020 |
| cccagggaag | tcagatcca | cgtgcatatt | cttaaagaag | aatgaatact | ttctaaaata | 1080 |
| ttttggcata | ggaagcaagc | tgcatggatt | tgtttgggac | ttaaattatt | ttggtaacgg | 1140 |
| agtgcatagg | ttttaaacac | agttgcagca | tgctaacgag | tcacagcggt | tatgcagaag | 1200 |
| tgatgcctgg | atgcctgttg | cagctgttta | cggcactgcc | ttgcagtgg | cattgcagat | 1260 |
| aggggtgggg | tgcttgtgt | cgtgttccca | cacgctgcca | cacagccacc | tcccgaaca | 1320 |
| catctcacct | gctgggtact | tttcaaacca | tcttagcagt | agtagatgag | ttactatgaa | 1380 |
| acagagaagt | tcctcagttg | gatattctca | tgggatgtct | tttttcccat | gttgggcaaa | 1440 |
| gtatgataaa | gcatctctat | ttgtaaaatta | tgacttggtt | agttcctgaa | tcctttctat | 1500 |
| agcaccactt | attgcagcag | gtgtaggctc | tgggtgggcc | tgtgtctgtg | cttcaatctt | 1560 |
| ttaaagcttc | tttggaaata | cactgacttg | attgaagtct | cttgaagata | gtaaacagta | 1620 |
| cttacctttg | atcccaatga | aatcgagcat | ttcagttgta | aaagaattcc | gcctattcat | 1680 |
| accatgtaat | gtaattttac | acccccagtg | ctgacacttt | ggaatatatt | caagtaatag | 1740 |
| actttggcct | caccctcttg | tgtactgtat | tttgaatag | aaaatatatt | aaactgtgca | 1800 |
| tatgattatt | acattatgaa | agagacattc | tgctgatctt | caaagtgaag | aaaatgagga | 1860 |
| gtgcgtgtgc | ttttataaat | acaagtgatt | gcaaattagt | gcagggtgcc | ttaaaaaaa | 1920 |
| aaaaaaaaag | taataataaa | aggaccaggt | gttttacaag | tgaatacat | tcctatttgg | 1980 |
| taaacagtta | catttttatg | aagattacca | gcgctgctga | ctttctaaac | ataaggctgt | 2040 |
| attgtcttcc | tgtaccattg | catttctca | ttccaattt | gcacaaggat | gtctgggtaa | 2100 |
| actattcaag | aaatggcttt | gaaatacagc | atgggagctt | gtctgagttg | gaatgcagag | 2160 |
| ttgcactgca | aaatgtcagg | aaatggatgt | ctctcagaat | gcccactcc | aaaggatttt | 2220 |
| atatgtgtat | atagtaagca | gtttcctgat | tcagcaggc | caaagagtct | gctgaatgtt | 2280 |
| gtgttgccgg | agacctgtat | ttctcaacaa | ggtaagatgg | tatcctagca | actgcccatt | 2340 |
| ttaatacatt | ttcagcagaa | gtacttagtt | aatctctacc | tttagggatc | gtttcatcat | 2400 |
| tttttagatg | tatacttgaa | atactgcata | acttttagct | ttcatgggtt | cctttttttc | 2460 |
| agccttttag | agactgttaa | gcaatttgct | gtccaacttt | tgtgttggtc | ttaaactgca | 2520 |
| atagtagttt | accttgattt | gaagaaataa | agaccatttt | tatatataaa | aatacttttg | 2580 |
| tctgtcttca | ttttgacttg | tctgatatcc | ttgcagtgcc | cattatgtca | gttctgtcag | 2640 |
| atattcagac | atcaaaactt | aacgtgagct | cagtggagtt | acagctcggg | ttttgatgct | 2700 |
| gttattattt | ctgaaactag | aatgatgtt | gtcttcatct | gtcatcaaaa | cacttcatgc | 2760 |
| agagtgtaa | gctagtgaga | aatgcataca | tttattgata | cttttttaaa | gtcaactttt | 2820 |
| tatcagattt | ttttttcatt | tggaaatata | ttgttttcta | gactgcata | cttctgaatc | 2880 |
| tgaatgcag | tctgattggc | atgaagaagc | acagcactct | tcactttact | taaacttcat | 2940 |
| tttggaatga | aggaagttaa | gcaagggcac | aggtccatga | aatagagaca | gtgcgctcag | 3000 |
| gagaaagtga | acctggattt | ctttggctag | tgttctaaat | ctgtagtggg | gaaagttaaa | 3060 |
| cccgaattct | tgaagggtct | ccagctttta | tgcttccaaa | ttgaagggtg | caggcaactt | 3120 |

-continued

| | |
|--|------|
| ggccactggt tatttactgc attatgtctc agtttcgcag ctaacctggc ttctccacta | 3180 |
| ttgagcatgg actatagcct ggcttcagag gccaggtgaa ggttgggatg ggtggaagga | 3240 |
| gtgctgggct gtggctgggg ggactgtggg gactccaagc tgagcttggg gtgggcagca | 3300 |
| cagggaaaag tgtgggtaac tatttttaag tactgtgttg caaacgtctc atctgcaa | 3360 |
| acgtagggtg tgtactctcg aagattaaca gtgtgggttc agtaatatat ggatgaattc | 3420 |
| acagtggaag cattcaaggg tagatcatct aacgacacca gatcatcaag ctatgattgg | 3480 |
| aagcggatc agaagagcga ggaaggtaag cagtcttcat atgttttccc tccacgtaa | 3540 |
| gcagtctggg aaagtagcac cccttgagca gagacaagga aataattcag gagcatgtgc | 3600 |
| taggagaact ttcttgctga attctacttg caagagcttt gatgcctggc ttctggtgcc | 3660 |
| ttctgcagca cctgcaaggc ccagagcctg tggtagctg gagggaaaga ttctgctcaa | 3720 |
| gtccaagctt cagcaggtca ttgtctttgc ttcttcccc agcactgtgc agcagagtgg | 3780 |
| aactgatgtc gaagcctcct gtccactacc tgttgctgca ggcagactgc tctcagaaaa | 3840 |
| agagagctaa ctctatgcc tagtctgaag gtaaatggg ttttaaaaa gaaaacacaa | 3900 |
| aggcaaaacc ggctgcccc tgagaagaaa gcagtggtaa acatggtaga aaaggtgcag | 3960 |
| aagccccag gcagtgtgac aggccctcc tgccacctag aggcgggaac aagcttcct | 4020 |
| gcctagggtc ctgcccgca agtgcgtgtt tcttggtgg gttttgttg gcgtttggtt | 4080 |
| ttgagattta gacacaaggg aagcctgaaa ggaggtgttg ggcactatct tggtttgtaa | 4140 |
| agcctgtact tcaaatatat attttgtgag ggagtgtagc gaattggcca atttaaaata | 4200 |
| aagttgcaag agattgaagg ctgagtagtt gagagggtaa cacgtttaat gagatcttct | 4260 |
| gaaactactg cttctaaaca cttgtttgag tggtagagacc ttggataggt gagtgtctct | 4320 |
| gttacatgtc tgatgcactt gcttgtcctt ttccatccac atccatgcat tccacatcca | 4380 |
| cgcatttgct acttatccca tatctgtcat atctgacata cctgtctctt cgtcacttgg | 4440 |
| tcagaagaaa cagatgtgat aatccccagc cgccccagt ttgagaagat ggcagtgtgt | 4500 |
| tctttccctt ttctctgcta agtaaggatt ttctcctggc tttgacacct caggaatag | 4560 |
| tcttctgccc ttacattctg ggcattatct caaatatctt tggagtgcgc tgcctcaag | 4620 |
| tttgtgtctt cctactctta gagtgaatgc tcttagagtg aaagagaagg aagagaagat | 4680 |
| gttggccgca gttctctgat gaacacacct ctgaataatg gccaaagggt ggtgggtttc | 4740 |
| tctgaggaac gggcagcgtt tgcctctgaa agcaaggagc tctgcggagt tgcagttatt | 4800 |
| ttgcaactga tgggtgaact ggtgcttaaa gcagattccc taggttcctt gctacttctt | 4860 |
| ttcttcttgg gcagtcagtt tattctgac agacaaacag cccccccac tgcaggetta | 4920 |
| gaaagtatgt ggctctgctt ggggtgtgta cagctctgcc ctggtgaaag gggattaaaa | 4980 |
| cgggcaccat tcatcccaaa caggatctc attcatggat caagctgtaa ggaacttggg | 5040 |
| ctccaacctc aaaacattaa ttggagtacg aatgtaatta aaactgcatt ctgcatttcc | 5100 |
| taagtcattt agtctggact ctgcagcatg taggtcgga gctccactt tctcaaagac | 5160 |
| cactgatgga ggagttagta aatggagac cgattcagaa caaccaacgg agtggtgccg | 5220 |
| aagaaactga tggaaataat gcatgaattg tgtgggtggac atttttttta aatacataaa | 5280 |
| ctacttcaaa tgaggtcgga gaaggtcagt gttttattag cagccataaa accaggtgag | 5340 |
| cgagtaccat ttttctctac aagaaaaacg attctgagct ctgcgtaagt ataagttctc | 5400 |

-continued

| | | | | | | |
|------------|------------|------------|-------------|------------|------------|------|
| catagcggct | gaagctcccc | cctggctgcc | tgccatctca | gctggagtgc | agtgccattt | 5460 |
| ccttgggggt | tctctcacag | cagtaatggg | acaatacttc | acaaaaattc | tttcttttcc | 5520 |
| tgctcatgtg | gatccctact | gtgccctcct | ggttttacgt | tacccctga | ctgttccatt | 5580 |
| cagcggtttg | gaaagagaaa | aagaatttgg | aaataaaaaca | tgtctacgtt | atcacctcct | 5640 |
| ccagcatttt | ggtttttaat | tatgtcaata | actggcttag | atttggaat | gagagggggg | 5700 |
| tgggtgtatt | accgaggaac | aaaggaaggc | ttatataaac | tcaagtcttt | tatttagaga | 5760 |
| actggcaagc | tgtcaaaaac | aaaaaggcct | taccaccaa | ttaagtgaat | agccgctata | 5820 |
| gccagcagg | ccagcacgag | ggatggtgca | ctgctggcac | tatgccacgg | cctgcttg | 5880 |
| actctgagag | caactgcttt | ggaaatgaca | gcacttggtg | caatttcctt | tgtttcagaa | 5940 |
| tgcgtagagc | gtgtgcttgg | cgacagtttt | tctagttagg | ccacttcttt | tttcttctc | 6000 |
| tctcattct | cctaagcatg | tctccatgct | ggtaatccca | gtcaagtga | cgttcaaaca | 6060 |
| atgaatccat | cactgtagga | ttctcgtgg | gatcaaatct | ttgtgtgagg | tctataaaat | 6120 |
| atggaagctt | atttattttt | cgttcttcca | tatcagtctt | ctctatgaca | attcacatcc | 6180 |
| accacagcaa | attaaagggt | aaggaggctg | gtgggatgaa | gagggcttcc | tagctttacg | 6240 |
| ttcttccttg | caaggccaca | ggaaatgct | gagagctgta | gaatacagcc | tggggtaaga | 6300 |
| agttcagtct | cctgctggga | cagctaaccg | catcttataa | ccccttctga | gactcatctt | 6360 |
| aggaccaa | agggtctatc | tggggttttt | gttctctgtg | ttctcctgg | aaggctatct | 6420 |
| cactatttca | ctgctccac | ggttacaaac | caaagataca | gcctgaattt | ttctaggcc | 6480 |
| acattacata | aatttgacct | ggtaccaata | ttgttctcta | tatagtatt | tccttcccca | 6540 |
| ctgtgtttaa | ccccttaagg | cattcagaac | aactagaatc | atagaatgg | ttggattgga | 6600 |
| aggggcctta | aacatcatcc | atttccaacc | ctctgccatg | ggctgcttgc | cacccactgg | 6660 |
| ctcaggctgc | ccaggcccc | atccagcctg | gccttgagca | cctccaggga | tggggcaccc | 6720 |
| acagcttctc | tgggcagcct | gtgccaacac | ctcaccactc | tctgggtaaa | gaattctctt | 6780 |
| ttaacatcta | atctaaatct | cttctctttt | agtttaaagc | cattcctctt | tttcccggtg | 6840 |
| ctatctgtcc | aagaaatgtg | tattggtctc | cctcctgctt | ataagcagga | agtactggaa | 6900 |
| ggctgcagt | aggtctcccc | acagccttct | cttctccagg | ctgaacaagc | ccagctcctt | 6960 |
| cagcctgtct | tcgtaggaga | tcactctagt | ggcctctctc | tggaccatt | ccaacagttc | 7020 |
| caaggcttct | ttgtggagcc | ccaggtctgg | atgcagtact | tcagatggg | ccttacaaag | 7080 |
| gcagagcaga | tggggacaat | cgcttacc | tcctgctgg | ctgccctgt | ttgatgcag | 7140 |
| cccagggtac | tgttgccctt | tcaggctccc | agacccttg | ctgatttg | tcaagctttt | 7200 |
| catocaccag | aaccacgct | tcctgggtta | tacttctgcc | ctcactctg | taagcttgtt | 7260 |
| tcaggagact | tccattcttt | aggacagact | gtgttacacc | tacctgcct | attcttgc | 7320 |
| atatacat | cagttcatgt | ttcctgtaac | aggacagaat | atgtattcct | ctaacaaaa | 7380 |
| tacatgcaga | attcctagtg | ccatctcagt | agggttttca | tggcagtatt | agcacatagt | 7440 |
| caatttgctg | caagtacctt | ccaagctgcg | gcctcccata | aatcctgtat | tgggatcag | 7500 |
| ttaccttttg | gggtaagctt | ttgtatctgc | agagaccctg | ggggttctga | tgtgcttcag | 7560 |
| ctctgctctg | ttctgactgc | accattttct | agatcacc | gttgctctg | tacaacttcc | 7620 |
| ttgtcctcca | tcctttccca | gcttgatctt | ttgacaaata | caggcctatt | ttgtgtttg | 7680 |

-continued

| | |
|--|------|
| cttcagcagc catttaattc ttcagtgta tcttggtctg ttgatgccac tggaacagga | 7740 |
| ttttcagcag tcttgcaaaag aacatctagc tgaaaacttt ctgccattca atattcttac | 7800 |
| cagttcttct tgtttgaggt gagccataaa ttactagaac ttcgtcactg acaagtttat | 7860 |
| gcattttatt acttctatta tgtacttact ttgacataac acagacacgc acatattttg | 7920 |
| ctgggatttc cacagtgctc ctggtgcctt cacatggttt tactgtcata ctcccgttat | 7980 |
| aaccttggca atctgcccag ctgcccata caagaaaaga gattcctttt ttattacttc | 8040 |
| tcttcagcca ataaacaaaa tgtgagaagc ccaacaaga acttgtaggg caggctgcca | 8100 |
| tcaagggaga gacagctgaa ggggtgtgta gctcaataga attaagaaat aataaagctg | 8160 |
| tgtcagacag ttttgctga tttatacagg cacgcccac gccagagagg ctgtctgcca | 8220 |
| aggccacctt gcagtccttg gtttgtaaga taagtcata gtaacttttc tggtagaattg | 8280 |
| cgtggagaat catgatggca gttcttgctg ttactatgg taagatgcta aaataggaga | 8340 |
| cagcaaagta acacttgctg ctgtagggtc tctgctatcc agacagcgat ggactcgc | 8400 |
| caccaagatg agggatgctc ccagctgacg gatgctgggg cagtaacagt ggggcccatg | 8460 |
| ctgctgctc attagcatca cctcagccct caccagccca tcagaaggat catcccaagc | 8520 |
| tgaggaaagt tgctcatctt cttcacatca tcaaaccttt ggctgactg atgcctcccg | 8580 |
| gatgcttaaa tgtggctact gacatcttta tttttctatg atttcaagtc agaacctccg | 8640 |
| gatcaggagg gaacacatag tgggaatgta ccctcagctc caaggccaga tcttccttca | 8700 |
| atgatcatgc atgctactta ggaagggtgtg tgtgtgtgaa tgtagaattg cctttgttat | 8760 |
| tttttcttcc tgctgtcagg aacattttga ataccagaga aaaagaaaag tgctcttctt | 8820 |
| ggcatgggag gagtgtgac acttgcaaaa taaaggatgc agtcccaat gtcataatc | 8880 |
| tcagggtctg aaggaggatc agaaactgtg tatacaattt caggcttctc tgaatgcagc | 8940 |
| ttttgaaagc tgttctggc cgaggcagta ctagtcaaaa ccctcggaaa caggaaacaaa | 9000 |
| tgtcttcaag gtgcagcagg aggaacacc ttgccatca tgaaagtga taaccactgc | 9060 |
| cgctgaagga atccagctcc tgtttgagca ggtgctgcac actccacac tgaacaaca | 9120 |
| gttcattttt ataggacttc caggaaggat cttcttctta agcttcttaa ttatggtaca | 9180 |
| tctcagttg gcagatgact atgactactg acaggagaat gaggaactag ctgggaatat | 9240 |
| ttctgtttga ccaccatgga gtcacccatt tctttactgg tatttgaaa taataattct | 9300 |
| gaattgcaaa gcaggagtta gcgaagatct tcatttcttc catgttggtg acagcacagt | 9360 |
| tctggctatg aaagtctgct tacaaggaag aggataaaaa tcatagggat aataaatcta | 9420 |
| agtttgaa caatgaggtt ttagctgcat ttgacatgaa gaaattgaga cctctactgg | 9480 |
| atagctatgg tatttacgtg tctttttgct tagttactta ttgacccag ctgagggtcaa | 9540 |
| gtatgaactc aggtctctcg ggctactggc atggattgat tacatacaac tgtaatttta | 9600 |
| gcagtgattt agggtttatg agtacttttg cagtaaatca tagggttagt aatgttaatc | 9660 |
| tcagggaaaa aaaaaaaaaa ccaacctga cagacatccc agctcagggtg gaaatcaagg | 9720 |
| atcacagctc agtgccgtcc cagagaacac agggactctt ctcttaggac ctttatgtac | 9780 |
| agggcctcaa gataactgat gttagtcaga agactttcca ttctggccac agttcagctg | 9840 |
| aggcaatcct ggaattttct ctccgctgca cagttccagt catccagtt tgtacagttc | 9900 |
| tggcactttt tgggtcagc cgtgatccaa ggagcagaag ttccagctat ggtcaggag | 9960 |

-continued

tgctgaccg tcccaactca ctgcactcaa acaaaggcga aaccacaaga gtggcttttg 10020
ttgaaattgc agtgtggccc agaggggctg caccagtact ggattgacca cgaggcaaca 10080
ttaatcctca gcaagtgcga tttgcagcca ttaaattgaa ctaactgata ctacaatgca 10140
atcagtatca acaagtgggt tggcttgga gatggagtct aggggctcta caggagtagc 10200
tactctctaa tggagtgcga ttttgaagca ggacactgtg aaaagctggc ctctaaaga 10260
ggctgctaaa cattaggggc aattttccag tgcactttct gaagtgtctg cagttcccca 10320
tgcaaagctg cccaaacata gcacttccaa ttgaatacaa ttatatgcag gcgtactgct 10380
tcttgccagc actgtccttc tcaaatgaac tcaacaaaca atttcaaagt ctagtagaaa 10440
gtaacaagct ttgaatgtca ttaaaaagta tatctgcttt cagtagttca gcttatttat 10500
gcccactaga aacatcttgt acaagctgaa cactggggct ccagattagt ggtaaacct 10560
actttatata atcatagaat catagaatgg cctgggttg aagggacccc aaggatcatg 10620
aagatccaac acccccgcca caggcagggc caccaacctc cagatctggc actagaccag 10680
gcagcccagg gctccatcca acctggccat gaacacctcc agggatggag catccacaac 10740
ctctctgggc agcctgtgcc agcacctcac caccctctct gtgaagaact ttccctgac 10800
atccaatcta agccttcctt ccttgagggt agatccactc cccttctgtc tactactgtc 10860
tactcttgta aaaagttgat tctctcctt tttggaagg ttgcaatgagg tctccttgca 10920
gccttcttct cttctgcagg atgaacaagc ccagctccct cagcctgtct ttataggaga 10980
ggtgctccag ccctctgate atctttgttg ccctcctctg gaccctctcc aagagctcca 11040
catctttcct gtactggggg cccaggcct gaatgcagta ctccagatgg ggctcaaaa 11100
gagcagagta aagagggaca atcaccttc tcacctgct gccagccct cttctgatgg 11160
agcctggat acaactggct ttctgagctg caacttctcc ttatcagttc cactattaaa 11220
acaggaacaa tacaacaggt gctgatggc agtgcagagt tttcacact tcttcatttc 11280
ggtagatctt agataggaa cgttgaagt gtgcttctgc gtgtgcttct tctcctcaa 11340
atactcctgc ctgatacctc accccacctg ccactgaatg gctccatggc ccctgcagc 11400
cagggcctg atgaaccgg cactgcttca gatgctgtt aatagcacag tatgaccaag 11460
ttgcacat gaatacaca acaatgtgtt gcactcttca gcacttgaga agaagagcca 11520
aatttgcat gtcaggaaat ggttagtaa ttctgccaat taaaactgt ttatctacca 11580
tggtgtttt tatggctgtt agtagtgta cactgatgat gaacaatggc tatgcagtaa 11640
aatcaagact gtagatattg caacagacta taaaattcct ctgtggctta gccaatgttg 11700
tacttccac attgtataag aaatttgca agttagagc aatgttgaa gtgttgggaa 11760
atttctgtat actcaagagg gcgtttttga caactgtaga acagaggaat caaaagggg 11820
tgaggagga ttaaaagaag aggcagggtc aagagagctt gcagtcctgc tgtgtgtacg 11880
acactggcaa catgaggctt ttgctaactc tgggtgcttg ctctctgcc ctggctgcct 11940
taggg 11945

<210> SEQ ID NO 13

<211> LENGTH: 29

<212> TYPE: DNA

<213> ORGANISM: Artificial Sequence

<220> FEATURE:

<223> OTHER INFORMATION: BAC 26 Primer-1

-continued

<400> SEQUENCE: 13
gcggaattca aagaagaaag ctgaaaaaac 29

<210> SEQ ID NO 14
<211> LENGTH: 29
<212> TYPE: DNA
<213> ORGANISM: Artificial Sequence
<220> FEATURE:
<223> OTHER INFORMATION: BAC 26 Primer-2

<400> SEQUENCE: 14
gcgggtacct tcaaatacta caagtgaaa 29

<210> SEQ ID NO 15
<211> LENGTH: 33
<212> TYPE: DNA
<213> ORGANISM: Artificial Sequence
<220> FEATURE:
<223> OTHER INFORMATION: BAC 26-OV Primer 1

<400> SEQUENCE: 15
ggcctcgagt caagttctga gtaggtttta gtg 33

<210> SEQ ID NO 16
<211> LENGTH: 41
<212> TYPE: DNA
<213> ORGANISM: Artificial Sequence
<220> FEATURE:
<223> OTHER INFORMATION: BAC 26-OV Primer 2

<400> SEQUENCE: 16
gcgcgtctct gtctagagca aacagcagaa cagtgaaaat g 41

<210> SEQ ID NO 17
<211> LENGTH: 50
<212> TYPE: DNA
<213> ORGANISM: Artificial Sequence
<220> FEATURE:
<223> OTHER INFORMATION: CTLA-4-Fc Primer 1

<400> SEQUENCE: 17
gcgcgtctca agacaactca gagttcacca tgggtgtact gtcacacag 50

<210> SEQ ID NO 18
<211> LENGTH: 29
<212> TYPE: DNA
<213> ORGANISM: Artificial Sequence
<220> FEATURE:
<223> OTHER INFORMATION: CTLA-4-Fc Primer 2

<400> SEQUENCE: 18
ggcccgaggag ttttgtcaga agatttggg 29

<210> SEQ ID NO 19
<211> LENGTH: 11868
<212> TYPE: DNA
<213> ORGANISM: Artificial Sequence
<220> FEATURE:
<223> OTHER INFORMATION: pSIN-OV-3.5-I-CTLA4-inv Vector

<400> SEQUENCE: 19
aattgctaga ctaggatccc ccgtgctgca gaaccgagcg gctattgact tcttgctcct 60

-continued

| | | | | | | |
|------------|------------|------------|------------|-------------|-------------|------|
| agctcacggc | catggctgtg | aggacattgc | gggaatgtgt | tgtttcaatc | tgagtgatca | 120 |
| cagttagtct | atacagaaga | agttccagct | aatgaaggaa | catgtcaata | agatcggcgt | 180 |
| gaacaacgac | ccaatcggaa | gttggtcgcg | aggattattc | ggaggaatag | gagaatgggc | 240 |
| cgtacacttg | ctgaaaggac | tgcttttggg | gcttgtagtt | atcttggtgc | tagtagtatg | 300 |
| cttgcccttg | cttttgcaat | gtgtatctag | tagtattcga | aagatgattg | ataattcact | 360 |
| cggctatcgc | gaggaatata | aaaaaattac | aggaggctta | taagcagccc | gaaagaagag | 420 |
| cgtaggcgag | ttcttgatt | cgtgtgata | gctggttgga | ttggaattg | atcggctggc | 480 |
| acgggaata | taggaggtcg | ctgaatagta | aacttgtaga | cttggttaca | gcatagagta | 540 |
| tcttctgtag | ctctgatgac | tgctaggaaa | taatgctacg | gataatgtgg | ggagggcaag | 600 |
| gcttgcgaa | cgggttgtaa | cgggcaaggc | ttgactgagg | ggacaatagc | atgttttaggc | 660 |
| gaaaagcggg | gcttcggttg | tacgcggtta | ggagtccct | caggatatag | tagtttcgct | 720 |
| tttgcatagg | gagggggacg | gattggacga | accactgaat | tccgcattgc | agagatattg | 780 |
| tatttaagt | cctagctcga | tacaataaac | gccatttgac | cattcaccac | attggtgtgc | 840 |
| acctgggttg | atggccggac | cgttgattcc | ctgrcgacta | cgagcacatg | catgaagcag | 900 |
| aaggcttcat | ttggtgaccc | cgacgtgatc | gttagggaat | acgcgctcac | tggccgtcgt | 960 |
| tttacaacgt | cgtgactggg | aaaaccctgg | cgttacccaa | cttaatcgcc | ttgcagcaca | 1020 |
| tccccctttc | gccagctggc | gtaatagcga | agaggcccg | accgatcgcc | cttcccaaca | 1080 |
| gttgcgcagc | ctgaatggcg | aatggaaatt | gtaagcgta | atattttggt | aaaattcgcg | 1140 |
| ttaaattttt | gttaaatcag | ctcatTTTTT | aaccaatagg | cggaaatcgg | caaaatccct | 1200 |
| tataaatcaa | aagaatagac | cgagataggg | ttgagtgttg | ttccagtttg | gaacaagagt | 1260 |
| ccactattaa | agaacgtgga | ctccaacgtc | aaaggcgcaa | aaaccgtcta | tcagggcgat | 1320 |
| ggccacttac | gtgaaccatc | accctaata | agttttttgg | ggtcgagggtg | ccgtaagca | 1380 |
| ctaaatcgga | accctaaagg | gagccccga | tttagagctt | gacggggaaa | gccggcgaa | 1440 |
| gtggcgagaa | aggaagggaa | gaaagcgaaa | ggagcggcg | ctagggcgct | ggcaagtgt | 1500 |
| gcggtcacgc | tgcgcgtaac | caccacaccc | gccgcgctta | atgcgcgct | acagggcgcg | 1560 |
| tcaggtggca | cttttcgggg | aaatgtgcgc | ggaaccccta | ttgttttatt | tttctaaata | 1620 |
| cattcaaata | tgtatccgct | catgagacaa | taaccctgat | aaatgcttca | ataatattga | 1680 |
| aaaaggaaga | gtatgagtat | tcaacatttc | cgtgtcgccc | ttattccctt | ttttgcggca | 1740 |
| ttttgccttc | ctgtttttgc | tcaccagaa | acgctggtga | aagtaaaaga | tgctgaagat | 1800 |
| cagttgggtg | cacgagtggg | ttacatcgaa | ctggatctca | acagcggtaa | gacccctgag | 1860 |
| agttttcgcc | ccgaagaacg | ttttccaatg | atgagcaett | ttaaagtctt | gctatgtggc | 1920 |
| gcggtattat | cccgatttga | cgccgggcaa | gagcaactcg | gtcgccgcat | acactattct | 1980 |
| cagaatgact | tggttgagta | ctcaccagtc | acagaaaagc | atcttacgga | tggcatgaca | 2040 |
| gtaagagaat | tatgcagtgc | tgccataacc | atgagtgata | acactgcggc | caacttactt | 2100 |
| ctgacaacga | tcggaggacc | gaaggagcta | accgcttttt | tgacacaacat | gggggatcat | 2160 |
| gtaactcgcc | ttgatcggtg | ggaaccggag | ctgaatgaag | ccataccaaa | cgacgagcgt | 2220 |
| gacaccacga | tgctgtagc | aatggcaaca | acgttgcgca | aactattaac | tggcgaaacta | 2280 |
| cttactctag | cttccccgga | acaattaata | gactggatgg | aggcggataa | agttgcagga | 2340 |

-continued

| | |
|--|------|
| ccacttctgc gctcgccct tccggctggc tggtttattg ctgataaatc tggagccggt | 2400 |
| gagcgtgggt ctcgcggtat cattgcagca ctggggccag atggttaagc ctcgcgtatc | 2460 |
| gtagttatct acacgacggg gagtcaggca actatggatg aacgaaatag acagatcgct | 2520 |
| gagatagggt cctcactgat taagcattgg taactgtcag accaagttaa ctcatatata | 2580 |
| cttttagattg atttaaaact tcatttttaa tttaaaagga tctaggtgaa gatccttttt | 2640 |
| gataatctca tgacaaaaat cccttaacgt gagttttcgt tccactgagc gtcagacccc | 2700 |
| gtagaaaaga tcaaaggatc ttcttgagat ccttttttcc tgcgcgtaat ctgctgcttg | 2760 |
| caaacaaaaa aaccaccgct accagcgggt gttgttttgc cggatcaaga gctaccaact | 2820 |
| ctttttccga aggtaactgg cttcagcaga gcgcagatc caaatactgt ccttctagt | 2880 |
| tagccgtagt taggccacca cttcaagaac tctgtagcac cgctacata cctcgctctg | 2940 |
| ctaactctgt taccagtggc tgctgccagt ggcgataagt cgtgtcttac cgggttgga | 3000 |
| tcaagacgat agttaccgga taaggcgcag cggtcgggct gaacgggggg ttcgtgcaca | 3060 |
| cagcccagct tggagcgaac gacctacacc gaactgagat acctacagcg tgagctatga | 3120 |
| gaaagcgcca cgcttccga agggagaaa ggcgacaggt atccggttaag cggcagggtc | 3180 |
| ggaacaggag agcgcacgag ggagcttcca gggggaaaac cctggatatc ttatagtcct | 3240 |
| gtcgggtttc gccacctctg acttgagcgt cgatttttgt gatgctcgtc agggggcg | 3300 |
| agcctatgga aaaacgccag caacgcggcc tttttacggt tcttggcctt ttgctggcct | 3360 |
| tttgctcaca tgttctttcc tgcgttatcc cctgattctg tggataaccg tattaccgcc | 3420 |
| tttgagtga ctgataccgc tcgcccagc cgaacgaccg agcgcagcga gtcagtga | 3480 |
| gaggaagcgg aagagcgccc aatacgcaaa ccgcctctcc ccgcgcgttg gccgattcat | 3540 |
| taatgcagct ggcacgacag gtttcccgac tggaaagcgg gcagtgaagc caacgcaatt | 3600 |
| aatgtgagtt agctcactca ttaggcaccc caggctttac actttatgct tccggctcgt | 3660 |
| atgttgtgtg gaattgtgag cggataacaa tttcacacag gaaacagcta tgaccatgat | 3720 |
| tacgccaagc gcgcattggt aattgatcgg ctggcacgcg gaatatagga ggtcgctgaa | 3780 |
| tagtaaaact gtagacttgg ctacagcata gagtatcttc tgtagctctg atgactgcta | 3840 |
| ggaaataatg ctacggataa tgtggggagg gcaaggcttg cgaatcgggt tgtaacgggc | 3900 |
| aaggcttgac tgaggggaca atagcatgtt taggcgaaaa gcggggcttc ggttgtagc | 3960 |
| ggttaggagt cccctcagga tatagtagtt tcgcttttgc ataggagggg ggaatgtag | 4020 |
| tcttatgcaa tactcttgta gtcttgcaac atgcttatgt aacgatgagt tagcaacatg | 4080 |
| ccttataagg agagaaaaag caccgtgcat gccgattggt gggagtaagg tggtagatc | 4140 |
| gtggtatgat cgtgccttgt taggaaggca acagacgggt ctaacacgga ttggacgaac | 4200 |
| cactgaattc cgcattgcag agatattgta ttaagtgc tagctcgata caataaacgc | 4260 |
| catttgacca ttcaccacat tgggtgtgcac ctgggttgat ggcgggaccg ttgattccct | 4320 |
| grgactacg agcacatgca tgaagcagaa ggcttcattt ggtgaccccg acgtgatcgt | 4380 |
| tagggaatag tggtcggcca caggcggcgt ggcgatcctg tctcatccg tctcgcttat | 4440 |
| tcggggagcg gacgatgacc ctagtagagg gggctgcggc ttaggagggc agaagctgag | 4500 |
| tggcgtcgga gggagcccta ctgcaggggg ccaacatacc ctaccgagaa ctacagagat | 4560 |
| cgttgaaga cgggaaggaa gcccagacac tgagcgggtc acccagggc tgattccggt | 4620 |

-continued

| | |
|---|------|
| tgctctgcgt gattccggtc gcccggtgga tcaagcatgg aagccgcat aaaggtgatt | 4680 |
| tcgtccgcgt gtaagaccta ttgcgggaaa acctctcctt ctaagaagga aataggggct | 4740 |
| atgttgtccc tgttacaaaa ggaaggggtg cttacgtccc cctcagactt atattccccg | 4800 |
| gggtcctggg atccccattac cgcggcgctc tctcagcggg ctatgggtact tggaaaatcg | 4860 |
| ggagagttaa aaacctgggg attggttttg ggggcattga aggcggtcgc agatccggta | 4920 |
| ccttcaaata ctacaagtga aaagtgtttg cttaaacatg tttttattat gattaaagga | 4980 |
| acaaaagagc acattcacaa gacccattac atatgggtac aaggaaaaca atttgaatag | 5040 |
| taatatacca tatttgccaa cataccatga ttgagtcaaa gtttagggag aaatgtgaat | 5100 |
| tataagattt ttataatgca tctttaggaa gtcaggaaga gcctttagt atcaggaaca | 5160 |
| cagagaacaa gcaattgcct tgtcagcata ggaatggtg gtgacagttg ataatttaat | 5220 |
| ctgagagatt ttgagtact aattctggag cagcttggtc atacagatat ctggcttaat | 5280 |
| tggaaggctg catttttccc ccataaacct tctgctgatg tatcaggttg catttttcag | 5340 |
| tgtgatgact cagtactgtg agtccaattt cattccctta agccttcac catgagttac | 5400 |
| cagtattact ctgtgtaaa gaaaagtga ttgcacctgt tctcacagt taatttcttt | 5460 |
| ctgatttttt ttctagatta agctccagct tttatgaagt ctggatgcag cagataacat | 5520 |
| acttttcatt ttaccctga tactacagt ctctgggtct tgttggagg gacagagttt | 5580 |
| ttcagcttcc ttcttgaat tcctcattta cccggagaca gggagaggct cttctgcgtg | 5640 |
| tagtggttgt gcagagcctc atgcatcacg gagcatgaga agacgttccc ctgctgccac | 5700 |
| ctgctcttgt ccacggtgag ctgtctgtag aggaagaagg agccgtcgga gtccagcacg | 5760 |
| ggaggcgtg tcttgtagtt gttctccggc tgcccattgc tctccactc caccgcatg | 5820 |
| tcgctgggat agaagccttt gaccaggcag gtcaggctga cctggttctt ggtcagctca | 5880 |
| tcccgggatg ggggcagggt gtacacctgt ggttctcggg gctgcccttt ggctttggag | 5940 |
| atggttttct cgatgggggc tgggagggtt ttgttgaga ccttgactt gtactccttg | 6000 |
| ccattcagcc agtcctggtg caggacggtg aggacgctga ccaaccgta cgtgctgttg | 6060 |
| tactgctcct cccgcggtt tgtcttgga ttatgcacct ccacgcgtc cagtaaccag | 6120 |
| ttgaacttga cctcagggtc ttcgtggctc acgtccacca ccacgcatgt gacctcagg | 6180 |
| gtccgggaga tcatgagggt gtccttgggt tttgggggga agaggaagac tgacgatccc | 6240 |
| cccaggagtt cagggtcgtg ggaagggtgg gatgtgtgag ttttgtcaga agatttgggc | 6300 |
| tctgatcag aatctggga cggttctgga tcaattacat aaatctgggt tccgttgctt | 6360 |
| atgccaggt agtatggcg tgggtacatg agctccacct tgcagatga gagtccctg | 6420 |
| tccatggccc tcagtccttg gatagtggg ttcaacttgat ttccactgga ggtgccctg | 6480 |
| cagatggaat catctaggaa ggtcaactca tccccatca ttaggttgc cgcacagact | 6540 |
| tcagtcacct ggctgtcagc ctgccgaagc actgtcacc ggacctcagt ggctttgcct | 6600 |
| ggagatgcat actcacacac aaagctrgcg atgcctcggc tgctggccag taccacagca | 6660 |
| ggctgggcca cgtgcattgc catgctgcc atgcttgaa acaggagtgc aaggaccaga | 6720 |
| ctgagcagcg tcctctgtgt gagcagtaca cccatggtga actctgagtt gtctagagca | 6780 |
| aacagcagaa cagtgtgaa gtaaggatg aatgctgtac atagtaccat gcagggtact | 6840 |
| ctatggtagg ctacaacagt aaattacgag cagtttttag gcaattaaat gttaacaagt | 6900 |

-continued

| | |
|---|------|
| agttttaaag taattctgtg gtaatgtgtc tgttgctata tccacctctc atgtgcatgt | 6960 |
| tcaaaaccat attcataaat ctatttatgt atttgcatc agttgtcttt tgggtagcaa | 7020 |
| actgtcccag aagccagttg cctctacata tttttgttca gtgaaagcta gaattcattg | 7080 |
| atacttttca gtacctctga ttaaaacaca atctgatagg cttgcaaaac tggaaattca | 7140 |
| aagagcaaat ttcagtaaac tttaggtttg gacagatata tgagaaagca gaggcttgct | 7200 |
| gactatttta tttcttattt ttattcccta aaaataaatg tagagaaata tctgtttggt | 7260 |
| gcacactact tgctatgagt agatcttcaa aagtattttt acctttgttt tggatgaggc | 7320 |
| agaatagata aggaatgtaa tttatatggg gtcattgtagt ctaggagaaa gacacgcattg | 7380 |
| taattcatat tctgctctat tgcactttca ggtatgggtt gctttgctca aagatatgca | 7440 |
| tgtgtactgt agtataaaact ttctgtggag ttaaatTTTA gtggtgacat tcagacagaa | 7500 |
| gagaaatgca gacatgataa aatagcaatg tttactataa aacagagcca ctgaatgaat | 7560 |
| tcttgctcat gacatagacc aatagaagat ttatacttgt tctgtctggt tctattataa | 7620 |
| agagctgaac tgtacaacta ttgtatagcc agtgtgctta tataaagcac agcttttgga | 7680 |
| gccagcatga atctagtgtc tttctgaga tttatataat ctgtgaaagt cagaagtcct | 7740 |
| tcagagccca gccctttata tgcgtactga gtgctggggc ctcaggattg gattttctgt | 7800 |
| attaaacccc tcaaaagttt ttactgacca cgtgtgtgag tatacacaca cacatttttc | 7860 |
| tcattttctt ttctgtatat aagttcacat gtatctatta ttgtaagaat atacgtttat | 7920 |
| gcacccccca catTTTTatc ttgtgtagt atcagcagct gcactttgca ggaattaaac | 7980 |
| ttctagagaa ttttcacatt aaaataactc cccagaattc actgaacacc atgattttgc | 8040 |
| tctctgtgca ctctgtaggg ctagaagtta atcaagcaaa ctgcaaagca tatcagatag | 8100 |
| tgaacgacag gataagatgt tctgaaatta aaaacatatt ttaagcaca agaataagcc | 8160 |
| tctgaaaac aaacacaaag cttttacaca taataaaata gtgcagaatg catacacagg | 8220 |
| tgagaagttt ttataggggg tatcacgcag gtacttcacc cttaaagata caacacatag | 8280 |
| cacaataatt gttaattttt taaagttag gtgcaagtaa gagctaata agagagaagg | 8340 |
| taattccaga gagttgctta cctttogagc ttgactgcta aaggcaatac agctttctag | 8400 |
| ctgtatgtac agacactggc tgagccctgg ggaatatata gtctgaattg tgaccacccc | 8460 |
| acaggttccc ttcagaagtt tgaccttga caccatagaa atcatttaac gggattgggt | 8520 |
| tagattttag tttcaatagg tccattttgg attgaatgga gagcaaatat tagtttttaa | 8580 |
| ttctgggtaa caatgtgttt tctgcctgtt ctgctaatec atcaggactg ttggatggga | 8640 |
| gagaagactg ggaaatattg ctcattgtcc attgagcttc agttacaacc agataatggg | 8700 |
| atctttaaga aaacagaaaa atgtgggaac cttggagatg gaaaacataa ttagcaatta | 8760 |
| ttagttagt tgcttattac tatggttgta gtaacagacc agaagtctgt ttcatttgat | 8820 |
| ccttcttgta tgtacaatgt gcatctgagc cacgctagac aggacataaa tgagaacaag | 8880 |
| acttgacctt ttattttctt gacaaaatag gagaaataaa gaagcgtgca tgtgaaggag | 8940 |
| ccaactgaga ctagagttaa gagcagacac actttcttct ctatagttgg aatattttaa | 9000 |
| tctatctttt tatgggtgtg aatgctttat aacaaacttt tattctgagg atacagcaaa | 9060 |
| acatagctcc atacaatgca aaacaatact caatttcaaa tgtgtttatg atatgaactt | 9120 |
| gcagtgttcc tcaaagatct tccatgaata acttaatggc ctggcagatg acagaggaat | 9180 |

-continued

| | | | | | | |
|-------------|-------------|------------|-------------|-------------|-------------|-------|
| tgtgaaattc | agctggagga | gtgttcacgg | ttcgaggac | aatcataata | tacaatagca | 9240 |
| aatataattc | agttatagaa | gctattgttc | tgtattgaaa | taatagaatt | gacaaacagt | 9300 |
| aaagaaacca | ttctgacctc | tgtaagcac | tgtttgattt | aaaaatgggg | gaaaaaagta | 9360 |
| caacataatt | cttcaggaca | tacatagaga | tcaactgcaat | ctctgttaag | cagaattact | 9420 |
| ttcctatacc | actagctgaa | gtttagtacg | tgccattttc | ttttgtttct | ctccttcctt | 9480 |
| ttgtgaaaac | atatatactg | tggaaatcta | cattctcctt | gccaagtctg | aggacttaag | 9540 |
| acaagatggt | agtgcaaata | atattttttt | gctggatgtc | tacaccacag | gtatcaactg | 9600 |
| attttttttg | tttcattttg | tttttaatac | cgtcttttgc | ttctatttca | gccactaaga | 9660 |
| aagtctgaaa | atcttgacct | ctttttgtga | tgatagatgt | gcttccagct | aaatgttatc | 9720 |
| tctacctatg | aaatgcattg | cagtctgcag | aaagagaaag | gagattggga | ataggttttc | 9780 |
| tcagatgcac | ttctctgtca | tctggtgtca | atcaaacact | aataatttgt | gtatagatat | 9840 |
| cttatatata | tatatatatt | tggaaatttc | aggttggcat | agttcagata | gtcctgtcac | 9900 |
| attgtaatat | cctggtgaga | taacaaggaa | aagagagacc | gtttcggctc | ttactaaggc | 9960 |
| agggaaactg | ttaccagaca | gggaggttct | ggagatgaca | tccagcatga | aaagcacact | 10020 |
| tccaaatact | taaaggtatc | aagtctaact | tgtcagacag | gctccagaat | aacttctgtc | 10080 |
| ctaattgtac | agaaaagggg | gaaggtatcc | accatggcca | aaattgtcag | ccattttgtc | 10140 |
| tcagcaaaca | gcagatctgg | tcagtaagga | caagattctt | caaagcaac | catgccatat | 10200 |
| ataattaagc | atgtgtaatt | aattaataaa | aaatataatt | tagtgtattt | cctcctttgg | 10260 |
| atgttatgaa | gaaatgcttt | tattaacaat | tcaccataat | ctgtcctaag | agtagtgaat | 10320 |
| aacaacaggc | tgcttctcac | cctgtggttg | gggtgtaccg | tgagccagag | ctaaacgcca | 10380 |
| cgtttcctct | tttgtatccc | atagcagaga | gggtctccat | ttcatttctg | tagctcagaa | 10440 |
| agttgtagtg | gattttacact | acaagtgttg | gtagtggagg | tctgccggag | tggcctctgt | 10500 |
| gaacagagcc | cagcagctgt | cccgtgtcct | caaaaaggag | ctgccactgg | ccagagctga | 10560 |
| gccagtgate | gatgctagat | gtacctcagg | aggagcaata | tgtaaagaac | actgctgtac | 10620 |
| aatggtagtt | gggagagggt | agtgagaaaa | tgtgagagaa | acagccctga | tgacactgag | 10680 |
| gtcagtcggg | aggagggcag | gaggtgttcc | agggttagaa | cagaagttcc | ctgcagccca | 10740 |
| agagaggccc | atgggtggagc | actctgaccc | tctgcagccc | atgggtatatc | atataaacct | 10800 |
| cagttctgtg | acattatttt | aactccatat | cccttttctg | ttcaggggtca | ctttgagttc | 10860 |
| acagccattt | cttttatatt | ctccaatatc | agccttccat | tgctacatat | gagacttgga | 10920 |
| cagtacatct | gattcagtca | aatctgcctt | cagaacgtcc | ctgaagccct | tcttagacag | 10980 |
| tctcaattct | ccttcctctc | atctctttta | tcatacatgg | accacggacc | tgtccagacc | 11040 |
| tgagtcatat | gtccatcttt | acgtccatct | ctatgtcttg | tactttaaga | caaataaaat | 11100 |
| atcaaggaaa | ttgatgcagt | tatgtcagtt | atcactgtca | tagtatcgtg | ctgcaaatat | 11160 |
| aaagatgagaa | tgatcccaaa | ggctttttta | agctgcteta | tttgacttcc | acatagtgtc | 11220 |
| ctgatccag | acctacagaa | cagttttgta | tgcatttgac | ttgcagagct | ttgttttggtg | 11280 |
| agtcttataa | aagccatttt | tcctctccaa | gaagtagccg | gtggttttaa | acaatgtaga | 11340 |
| ttaagtgtgg | agcatgagaa | tttctgcttt | tctgtcagat | gagaaggata | tactacactc | 11400 |
| tttcccaatg | gaagaccagc | tgcaagcaac | aaaaattgtc | catgaacaaa | tgagatcttg | 11460 |

-continued

atcagaacag gctgtcatca tagtgttgtc agcatacctg catagtgggt ttgacttggg 11520
ggctctagaga gagtaagcaa caatcttctt gcagttggaa ggttacctgg gatagggtggc 11580
aatggattgc cctgcccagc acagctgtgc aaagcagtac aaatagtttt gtcacacatt 11640
gtttgacaat gcttgtccca agaaaaggtc agctaaggct ctgctgccct ttcttatgcc 11700
aggcatttca ttgtgggtct gtccctaaac caacagtctc atgaataaag actcggagac 11760
ctgaaagtta taaaagcact ttttatccaa aaggatatga agtccagggt agctcacagg 11820
tcaaagcctc ttatccaatc actaaaacct actcagaact tgactcga 11868

<210> SEQ ID NO 20

<211> LENGTH: 10021

<212> TYPE: DNA

<213> ORGANISM: Artificial Sequence

<220> FEATURE:

<223> OTHER INFORMATION: pSIN-3.9-OM-CTLA4-Fc Vector

<400> SEQUENCE: 20

ctagactagg atccccctg ctgcagaacc gagcggtat tgacttcttg ctcttagctc 60
acggccatgg ctgtgaggac attgcgggaa tgtgttggtt caatctgagt gatcacagtg 120
agtctataca gaagaagttc cagctaataga aggaacatgt caataagatc ggcgtgaaca 180
acgacccaat cggaagtgtg ctgcgaggat tattcggagg aataggagaa tgggccgtac 240
acttgcgtga aggactgctt ttggggcttg tagttatctt gttgctagta gtatgcttgc 300
cttgcctttt gcaatgtgta tctagtagta ttcgaaagat gattgataat tcaactcggct 360
atcgcgagga atataaaaa attacaggag gcttataagc agcccgaag aagagcgtag 420
gcgagttctt gtattccgtg tgatagctgg ttggattggg aattgatcgg ctggcacgcg 480
gaatatagga ggtcgctgaa tagtaaaact gtagacttgg ctacagcata gagtatcttc 540
tgtagctctg atgactgcta ggaaataatg ctacggataa tgtggggagg gcaaggcttg 600
cgaatcgggt tgtaacgggc aaggcttgac tgaggggaca atagcatgtt taggcgaaaa 660
gcggggcttc gggtgtacgc ggtaggagt cccctcagga tatagtagtt tcgcttttgc 720
atagggaggg ggacggattg gacgaaccac tgaattccgc attgcagaga tattgtattt 780
aagtgcctag ctcgatacaa taaacgccat ttgaccatc accacattgg tgtgcacctg 840
ggttgatggc cggaccgttg attccctgac gactacgagc acatgcatga agcagaaggc 900
ttcatttggg gaccccgagc tgatcggttag ggaatacgcg ctcaactggc gtcgttttac 960
aacgtcgtga ctgggaaaac cctggcggtta cccaacttaa tcgccttgca gcacatcccc 1020
ctttcgccag ctggcgtaat agcgaagagg cccgcaccga tcgcccttcc caacagtgtc 1080
gcagcctgaa tggcgaaatg aaattgtaag cgtaaatatt ttgttaaaat tcgcgtaaaa 1140
tttttgtaa atcagctcat ttttaacca ataggccgaa atcggaacaaa tccctataa 1200
atcaaaagaa tagaccgaga taggggttag tgtgttcca gtttgaaca agagtccact 1260
attaaagaac gtggactcca acgtcaaagg gcgaaaaacc gtctatcagg gcgatggccc 1320
actacgtgaa ccatcaccct aatcaagttt ttggggctcg aggtgccgta aagcactaaa 1380
tcggaaccct aaaggagacc cccgatttag agcttgacgg ggaaagccgg cgaacgtggc 1440
gagaaaggaa gggaagaaag cgaaaggagc gggcgctagg gcgctggcaa gtgtagcggg 1500
cacgctgcgc gtaaccacca ccccgcgcg gcttaatgcg ccgctacagg gcgcgtcagg 1560

-continued

| | | | | | | |
|-------------|-------------|-------------|------------|------------|------------|------|
| tggcactttt | cggggaatg | tgcgcggaac | ccctatttgt | ttatttttct | aaatacattc | 1620 |
| aaatatgtat | ccgctcatga | gacaataaacc | ctgataaatg | cttcaataat | attgaaaaag | 1680 |
| gaagagtatg | agtattcaac | atttcctgtg | cgcccttatt | cccttttttg | cggcattttg | 1740 |
| ccttcctggt | tttgctcacc | cagaaacgct | ggtgaaagta | aaagatgctg | aagatcagtt | 1800 |
| gggtgcacga | gtgggttaca | tcgaactgga | tctcaacagc | ggtaagatcc | ttgagagttt | 1860 |
| tcgccccgaa | gaacgttttc | caatgatgag | cactttttaa | gttctgctat | gtggcgcggt | 1920 |
| attatcccgt | attgacgcg | ggcaagagca | actcggtcgc | cgcatacact | attctcagaa | 1980 |
| tgacttggtt | gagtactcac | cagtcacaga | aaagcatctt | acggatggca | tgacagtaag | 2040 |
| agaattatgc | agtgtgccca | taaccatgag | tgataaact | gcggccaact | tacttctgac | 2100 |
| aacgatcgga | ggaccgaagg | agctaaccgc | ttttttgcac | aacatggggg | atcatgtaac | 2160 |
| tcgccttgat | cgttggggaac | cggagctgaa | tgaagccata | ccaaacgacg | agcgtgacac | 2220 |
| cacgatgcct | gtagcaatgg | caacaacggt | gcgcaacta | ttaactggcg | aactacttac | 2280 |
| tctagcttcc | cggcaacaat | taatagactg | gatggaggcg | gataaagttg | caggaccact | 2340 |
| tctgcgctcg | gcccttcctg | ctggctggtt | tattgctgat | aaatctggag | cgggtgagcg | 2400 |
| tgggtctcgc | ggtatcattg | cagcactggg | gccagatggg | aagccctccc | gtatcgtagt | 2460 |
| tatctacacg | acgggggagtc | aggcaactat | ggatgaacga | aatagacaga | tcgctgagat | 2520 |
| aggtgcctca | ctgattaagc | attggttaact | gtcagaccaa | gtttactcat | atatacttta | 2580 |
| gattgattta | aaacttcatt | tttaatttaa | aaggatctag | gtgaagatcc | tttttgataa | 2640 |
| tctcatgacc | aaaatccctt | aacgtgagtt | ttcgttcac | tgagcgtcag | accccgtaga | 2700 |
| aaagatcaaa | ggatcttctt | gagatccttt | ttttctgcgc | gtaatctgct | gcttgcaaac | 2760 |
| aaaaaaacca | ccgctaccag | cgggtggttg | tttgccggat | caagagctac | caactctttt | 2820 |
| tccgaaggta | actggcttca | gcagagcgca | gataccaaat | actgtccttc | tagtgtagcc | 2880 |
| gtagttaggc | caccacttca | agaactctgt | agcaccgcct | acatacctcg | ctctgcta | 2940 |
| cctgttacca | gtggctgctg | ccagtggcga | taagtcgtgt | cttaccgggt | tggactcaag | 3000 |
| acgatagtta | ccggataagg | cgcagcggtc | gggctgaacg | gggggttcgt | gcacacagcc | 3060 |
| cagcttgag | cgaacgacct | acaccgaact | gagataccta | cagcgtgagc | tatgagaaag | 3120 |
| cgccacgctt | cccgaaggga | gaaaggcgga | caggtatccg | gtaagcggca | gggtcggaac | 3180 |
| aggagagcgc | acgagggagc | ttccaggggg | aaacgcctgg | tatctttata | gtcctgtcgg | 3240 |
| gtttcgccac | ctctgacttg | agcgtcgatt | tttgtgatgc | tcgtcagggg | ggcggagcct | 3300 |
| atggaaaaac | gccagcaacg | cggccttttt | acggttcctg | gccttttgct | ggccttttgc | 3360 |
| tcacatgttc | tttctgcgt | tatccctga | ttctgtggat | aaccgtatta | ccgcctttga | 3420 |
| gtgagctgat | accgctgcgc | gcagccgaac | gaccgagcgc | agcgagtcag | tgagcgagga | 3480 |
| agcggaaagag | cgcaccaatac | gcaaaccgcc | tctccccgcg | cgttggccga | ttcattaatg | 3540 |
| cagctggcac | gacaggtttc | ccgactggaa | agcgggcagt | gagcgcaacg | caattaatgt | 3600 |
| gagttagctc | actcattagg | caccccaggc | tttacacttt | atgcttcggg | ctcgtatgtt | 3660 |
| gtgtggaatt | gtgagcggat | aacaatttca | cacaggaaac | agctatgacc | atgattacgc | 3720 |
| caagcgcgca | ttggtaattg | atcggctggc | acgcggaata | taggaggtcg | ctgaatagta | 3780 |
| aacttgtaga | cttggttaca | gcatagagta | tcttctgtag | ctctgatgac | tgctaggaaa | 3840 |

-continued

| | |
|--|------|
| taatgctacg gataatgtgg ggagggcaag gcttgccaat cgggttgtaa cgggcaaggc | 3900 |
| ttgactgagg ggacaatagc atgttttaggc gaaaagcggg gcttcggttg tacgcggtta | 3960 |
| ggagtccctc caggatatag tagtttcgct tttgcatagg gagggggaaa tgtagtctta | 4020 |
| tgcaatactc ttgtagtctt gcaacatgct tatgtaacga tgagtttagca acatgcctta | 4080 |
| taaggagaga aaaagcaccg tgcacgccga ttggtgggag taagggtgga tgatcgtggt | 4140 |
| atgatcgtgc cttgttagga aggcaacaga cgggtctaac acggattgga cgaaccactg | 4200 |
| aattccgcat tgcagagata ttgtatttaa gtgcctagct cgatacaata aacgccattt | 4260 |
| gaccattcac cacattggtg tgcacctggg ttgatggccg gaccgttgat tccctgrcga | 4320 |
| ctacgagcac atgcatgaag cagaaggctt catttggtga ccccgacgtg atcgttaggg | 4380 |
| aatagtggtc ggccacaggc ggcgtggcga tcctgtcttc atccgtctcg cttattcggg | 4440 |
| gagcggacga tgacctagt agagggggct gcggcttagg agggcagaag ctgagtggcg | 4500 |
| tcggagggag ccctactgca gggggccaac atacctacc gagaactcag agagtcgttg | 4560 |
| gaagacggga aggaagcccg acgactgagc ggtccacccc aggcgtgatt cgggttgctc | 4620 |
| tgctgtatc cggctgcccc gtggatcaag catggaagcc gtcataaagg tgatttcgtc | 4680 |
| cgctgtgaag acctattgcg ggaaaacctc tccttctaag aaggaaatag gggctatgtt | 4740 |
| gtccctgtta caaaaggaag ggttgcttac gtccccctca gacttatatt ccccggggtc | 4800 |
| ctgggatccc attaccgcgg cgctctctca gcgggctatg gtacttggaa aatcgggaga | 4860 |
| gttaaaaaac tggggatttg ttttgggggc attgaaggcg gctcgaggtc gacggtatcg | 4920 |
| ataagcttg agtccaaggc tttgtctgtg taccagtgga aatccttctc ctgttacata | 4980 |
| aagcccatg aggactcaga aatgtagtca ttccagcccc cctcttcttc agatctggag | 5040 |
| cagcacttgt ttgcagccag tcctcccca aatgcacaga cctcgccgag tggagggaga | 5100 |
| tgtaaacagc gaaggtaat tacctccttg tcaaaaacac tttgtggtcc atagatgttt | 5160 |
| ctgtcaatct tacaaaaagc aaccgagagg cagcgagcac tgaagagcgt gttcccatgc | 5220 |
| tgagttaatg agacttggca gctcgtctgt cagagatgat ccctgtgctt catgggaggc | 5280 |
| tgtaacctgt ctcccatcg ccttcacacc gcagtgtgt cctggacacc tcaccctcca | 5340 |
| taagctgtag gatgcagctg cccagggatc aagagacttt tcctaaggct cttaggactc | 5400 |
| atctttgccg ctcatagcgc tgcagcaatt actcatccca actatactga atgggtttct | 5460 |
| gccagctctg cttgtttgtc aataagcatt tcttcatttt gcctctaagt ttctctcagc | 5520 |
| agcaccgctc tgggtgacct gagtggccac ctggaacccg aggggcacag ccaccacctc | 5580 |
| cctgttgctg ctgctccagg gactcatgtg ctgctggatg gggggaagca tgaagttcct | 5640 |
| caccagaca cctgggttgc aatggctgca gcgtgctctt cttggtatgc agattgtttc | 5700 |
| cagccattac ttgtagaat gtgctgtgga agccctttgt atctctttct gtggcccttc | 5760 |
| agcaaaaagc gtgggaaagc tctgaggctg ctttcttggg tcgtggagga attgtatgtt | 5820 |
| ccttctttaa caaaaattat ccttaggaga gagcactgtg caagcattgt gcacataaaa | 5880 |
| caattcaggt tgaagggtc ctctggaggt ttccagcctg actactgctc gaagcaaggc | 5940 |
| cagggtcaaa gatggctcag gatgctgtgt gccttcctga ttatctgtgc caccaatgga | 6000 |
| ggagattcac agccactctg ctcccgctgc cactcatgga gaggaatatt cccttatatt | 6060 |
| cagatagaat gttatccttt agctcagcct tcctataaac cccatgaggg agctgcagat | 6120 |

-continued

| | | | | | | |
|-------------|-------------|-------------|------------|-------------|-------------|------|
| ccccatactc | tcccccttctc | tgggggtgaag | gccgtgtccc | ccagccccc | ttcccaccct | 6180 |
| gtgccctaag | cagcccgctg | gcctctgctg | gatgtgtgcc | tatatgtcaa | tgccctgtcct | 6240 |
| tgagtcacag | cctgggacat | ttaattcatc | accagggtaa | tgtggaactg | tgcatcttc | 6300 |
| ccctgcaggg | tacaaagtcc | tgacgggggt | cctttcggtt | caggaaaacc | ttcactgggtg | 6360 |
| ctacctgaat | caagctctat | ttaataagtt | cataagcaca | tgatgtgtgt | ttcctagaga | 6420 |
| tacgttttaa | tggtatcagt | gatttttatt | tgctttgttg | cttacttcaa | acagtgcctt | 6480 |
| tgggcaggag | gtgagggacg | ggtctgccgt | tggctctgca | gtgatttctc | caggcgtgtg | 6540 |
| gctcagggtc | gatatgtgtc | actctgtggc | cagaagaagg | acaaagatgg | aaattgcaga | 6600 |
| ttgagtcacg | ttaagcaggc | atcttgaggt | gatttgaggc | agtttcatga | aagagctacg | 6660 |
| accacttatt | gttgttttcc | ccttttacaa | cagaagtttt | catcaaaata | acgtggcaaa | 6720 |
| gcccaggaat | gtttgggaaa | agtgtagtta | aatgttttgt | aattcatttg | tcggagtgtc | 6780 |
| accagetaag | aaaaaagtcc | taccttttgt | atggtagtcc | tgacagagaat | acaacatcaa | 6840 |
| tattagtttg | gaaaaaaca | ccaccaccac | cagaaactgt | aatggaaaat | gtaaaccaag | 6900 |
| aaattccttg | ggtaagagag | aaaggatgtc | gtatactggc | caagtctgc | ccagctgtca | 6960 |
| gcctgtgtac | cctctgcagt | tcaggaccat | gaaacgtggc | actgtaagac | gtgtccctg | 7020 |
| cctttgcttg | cccacagatc | tctgcccttg | tgctgactcc | tgacacacaag | agcatttccc | 7080 |
| tgtagccaaa | cagcgattag | ccataagctg | cacctgactt | tgaggattaa | gagtttgcaa | 7140 |
| ttaagtggat | tgacgcagga | gatcagtggc | agggttgacg | atgaaatcct | ttctagggg | 7200 |
| tagctaaggg | ctgagcaacc | tgtctacag | cacaagccaa | accagccaag | ggttttcctg | 7260 |
| tgctgttcc | agaggcaggg | ccagctggag | ctggaggagg | ttgtgtctggg | acccttctcc | 7320 |
| ctgtgtctgag | aatggagtga | tttctgggtg | ctgttcctgt | ggcttgact | gagcagctca | 7380 |
| aggagatcg | gtgtctctca | tgacgtgcca | aaactcgtgt | ttgatgcaga | aagatggatg | 7440 |
| tgacctccc | tctgtcta | gcagccgtga | gcttatgaag | gcaatgagcc | ctcagtgcag | 7500 |
| caggagctgt | agtgactcc | tgtaggtgct | agggaaaatc | tctggttccc | agggatgcat | 7560 |
| tcataagggc | aatatatctt | gaggctgcgc | caaactcttc | tgaaatatcc | atgcgtgttc | 7620 |
| ccttaattta | tagaaacaaa | cacagcagaa | taattattec | aatgcctccc | ctcgaaggaa | 7680 |
| acccatattt | ccatgtagaa | atgtaaccta | tatacacaca | gccatgctgc | atccttcaga | 7740 |
| acgtgccagt | gctcatctcc | catggcaaaa | tactacaggt | attctcacta | tgttgacct | 7800 |
| gtgaaaggaa | ccatggtaag | aaacttcggt | taaaggtatg | gctgcaaaac | tactcatacc | 7860 |
| aaaacagcag | agctccagac | ctcctcttag | gaaagagcca | cttgagagg | gatgggtgtga | 7920 |
| aggctggagg | tgagagacag | agcctgtccc | agttttcctg | tctctatttt | ctgaaaacgtt | 7980 |
| tgacaggaga | aaggacaact | gtactttcag | gcatagtctg | tgccctcacg | taaataagtt | 8040 |
| ccccgaactt | ctgtgtcatt | tgttcttaag | atgctttggc | agaacacttt | gagtcaattc | 8100 |
| gcttaactgt | gactaggtct | gtaaataagt | gctccctgct | gataaggttc | aagtgcatt | 8160 |
| tttagtggtg | tttgacagca | tttaccttgc | tttcaagtct | tctaccaagc | tctctatac | 8220 |
| ttaagcagt | aaaccgcaa | gaaacccttc | cttttatcaa | gctagtgtct | aataccatta | 8280 |
| acttcatagg | ttagatacgg | tgctgccagc | ttcacctggc | agtggttggg | cagttctgct | 8340 |
| ggtgacaaag | cctccctggc | ctgtgctttt | acctagaggt | gaatatccaa | gaatgcagaa | 8400 |

-continued

```

ctgcatggaa agcagagctg caggcacgat ggtgctgagc cttagctgct tcctgctggg 8460
agatgtggat gcagagacga atgaaggacc tgtcccttac tccctcagc attctgtgct 8520
atttaggggt ctaccagagt ccttaagagg tttttttttt ttttggcca aaagtctgtt 8580
tgtttgggtt tgaccactga gagcatgtga cacttgctc aagctattaa ccaagtgtcc 8640
agccaaaatc aattgcctgg gagacgcaga ccattacctg gaggtcagga cctcaataaa 8700
tattaccagc ctcattgtgc cgctgacaga ttcagctggc tgcctcgtgt tccagtccaa 8760
cagttcggac gccacgtttg tatatatattg caggcagcct cggggggacc atctcaggag 8820
cagagcaccg gcagccgct gcagagccgg gcagtacctc aacatgggtg tactgctcac 8880
acagaggacg ctgctcagtc tggctcctgc actcctgttt ccaagcatgg cgagcatggc 8940
aatgcacgtg gccacgcctg ctgtggtact ggccagcagc cgaggcatcg cyagctttgt 9000
gtgtgagtat gcatctccag gcaaagccac tgaggtcagg gtgacagtgc ttcggcaggc 9060
tgacagccag gtgactgaag tctgtgcggc aacctacatg atggggaatg agttgacctt 9120
cctagatgat tccatctgca cgggcacctc cagtggaaat caagtgaacc tcactatcca 9180
aggactgagg gccatggaca cgggactcta catctgcaag gtggagctca tgtaccacc 9240
gccatactac ctgggcatag gcaacggaac ccagatttat gtaattgatc cagaaccgtg 9300
cccagattct gatcaggagc ccaaactctc tgacaaaact cacacatccc caccgtcccc 9360
agcacctgaa ctctcggggg gatcgtcagt cttcctcttc ccccaaaaac ccaaggacac 9420
cctcatgatc tcccggaccc ctgaggtcac atgcgtgggtg gtggacgtga gccacgaaga 9480
cctgagggtc aagttcaact ggtacgtgga cggcgtggag gtgcataatg ccaagacaaa 9540
gccgcgggag gagcagtaca acagcacgta ccgggtggtc agcgtcctca ccgtcctgca 9600
ccaggactgg ctgaatggca aggagtacaa gtgcaaggtc tccaacaaag ccctcccagc 9660
ccccatcgag aaaacatct ccaaagccaa agggcagccc cgagaaccac aggtgtacac 9720
cctgccccca tcccgggatg agctgaccaa gaaccaggtc agcctgacct gcctggtcaa 9780
aggcttctat cccagcgaca tcgccgtgga gtgggagagc aatgggcagc cggagaacaa 9840
ctacaagacc acgcctcccg tgctggactc cgacggctcc ttcttctct acagcaagct 9900
caccgtggac aagagcaggt ggcagcaggg gaacgtcttc tcatgctccg tgatgcatga 9960
ggctctgcac aaccactaca cgcagaagag cctctccctg tctccgggta aatgaggaat 10020
t 10021

```

```

<210> SEQ ID NO 21
<211> LENGTH: 7350
<212> TYPE: DNA
<213> ORGANISM: Artificial Sequence
<220> FEATURE:
<223> OTHER INFORMATION: pSIN-1.8-OM-IFNa-2B Vector

<400> SEQUENCE: 21

```

```

tcgagatcaa ttgctagact aggatcccc gtgctgcaga accgagcggc tattgacttc 60
ttgtctctag ctcacggcca tggctgtgag gacattgcgg gaatgtgttg tttcaatctg 120
agtgatcaca gtgagtctat acagaagaag ttccagctaa tgaaggaaca tgtcaataag 180
atcggcgtga acaacgaccc aatcggaagt tggctgcgag gattattcgg aggaatagga 240
gaatgggccg tacacttgct gaaaggactg cttttggggc ttgtagtat cttgttgcta 300

```

-continued

| | |
|--|------|
| gtagtatgct tgccttgct tttgcaatgt gtatctagta gtattcgaaa gatgattgat | 360 |
| aattcactcg gctatcgcg ggaatataaa aaaattacag gaggcctata agcagcccga | 420 |
| aagaagagcg taggcgaggt cttgtattcc gtgtgatagc tgggttgatt ggtaattgat | 480 |
| cggctggcac gcggaatata ggaggtcgct gaatagtaaa cttgtagact tggctacagc | 540 |
| atagagtatc ttctgtagct ctgatgacty ctaggaaata atgctacgga taatgtgggg | 600 |
| agggcaaggc ttgcgaatcg ggttgtaacg ggcaaggctt gactgagggg acaatagcat | 660 |
| gtttaggcga aaagcggggc ttcggttgta cgcggttagg agtcccctca ggatatagta | 720 |
| gtttcgcttt tgcataggga gggggacgga ttggacgaac cactgaattc cgcattgcag | 780 |
| agatatgtga tttaagtgc tagctcgata caataaacgc catttgacca ttcaccacat | 840 |
| tgggtgtcac ctgggttgat ggccgggacg ttgattccct grcgactacg agcacatgca | 900 |
| tgaagcagaa ggcttcattt ggtgaccccg acgtgatcgt tagggaatac gcgctcactg | 960 |
| gccgtcgttt tacaacgtcg tgactgggaa aaccctggcg ttaccaact taatcgctt | 1020 |
| gcagcacatc cccctttcgc cagctggcgt aatagcgaag aggcccgcac cgatcgccct | 1080 |
| tcccaacagt tgcgcagcct gaatggcgaa tggaaattgt aagcgtaaat attttgtaa | 1140 |
| aattcgctt aaatttttgt taaatcagct cattttttaa ccaataggcc gaaatcggca | 1200 |
| aaatccctta taaatcaaaa gaatagaccg agatagggtt gagtgtgtt ccagtttgga | 1260 |
| acaagagtcc actattaag aacgtggact ccaacgtcaa agggcgaaaa accgtctatc | 1320 |
| agggcgatgg cccactacgt gaaccatcac cctaataag tttttgggg tcgaggtgcc | 1380 |
| gtaaagcact aaatcggaac ctaaaggga gccccgatt tagagcttga cggggaaagc | 1440 |
| cggcgaaagt ggcgagaaag gaagggaaga aagcgaaagg agcgggcgct agggcgctgg | 1500 |
| caagtgtagc ggtaacgctg cgcgtaacca ccacaccgc cgcgcttaat gcgccgtac | 1560 |
| agggcgctc aggtggcact ttccgggaa atgtgcgcgg aaccctatt tgtttat | 1620 |
| tctaataca ttcaaatatg tatccgtca tgagacaata accctgataa atgettcaat | 1680 |
| aatattgaaa aaggaagagt atgagtatc aacatttcg tgcgcctt attcccttt | 1740 |
| ttcggcatt ttgccttct gttttgtc acccagaaac gctggtgaaa gtaaaagatg | 1800 |
| ctgaagatca gttgggtgca cgagtgggtt acatcgaact ggatctaac agcggtaaga | 1860 |
| tccttgagag ttttcgcccc gaagaacgtt tccaatgat gagcactttt aaagttctgc | 1920 |
| tatgtggcg ggtattatcc cgtattgacg ccgggcaaga gcaactcggc cgcgcatac | 1980 |
| actattctca gaatgactt gttgagtact caccagtcac agaaaagcat cttacggatg | 2040 |
| gcatgacagt aagagaatta tgcagtgtc ccataacat gagtataac actgcggcca | 2100 |
| acttacttct gacaacgac ggaggaccga aggagctaac cgcttttttg cacaacatgg | 2160 |
| gggatcatgt aactcgctt gatcgttggg aaccggagct gaatgaagcc ataccaaacg | 2220 |
| acgagcgtga caccacgat cctgtagcaa tggcaacaac gttgcgcaaa ctattaactg | 2280 |
| gcgaactact tactctagct tcccggcaac aattaataga ctggatggag gcggataaag | 2340 |
| ttgcaggacc actttctgcg tcggcccttc cggtggctg gtttattgct gataaatctg | 2400 |
| gagccggtga gcgtgggtct cgcggtatca ttgcagcact ggggccagat ggtaagccct | 2460 |
| cccgatcgt agttatctac acgacgggga gtcaggcaac tatggatgaa cgaaatagac | 2520 |
| agatcgctga gataggtgcc tcaactgatta agcatttgta actgtcagac caagtttact | 2580 |

-continued

| | |
|--|------|
| catatatact ttagattgat ttaaaacttc atttttaatt taaaaggatc taggtgaaga | 2640 |
| tcctttttga taatctcatg accaaaatcc cttaacgtga gttttcggtc cactgagcgt | 2700 |
| cagaccccggt agaaaagatc aaaggatctt cttgagatcc tttttttctg cgcgtaactc | 2760 |
| gctgcttgca aacaaaaaaa ccaccgctac cagcggtggg ttgtttgccg gatcaagagc | 2820 |
| taccaactct ttttccgaag gtaactggct tcagcagagc gcagatacca aatactgtcc | 2880 |
| ttctagtgta gccgtagtta ggccaccact tcaagaactc tgtagcaccg cctacatacc | 2940 |
| tcgctctgct aatcctgtta ccagtggctg ctgccagtgg cgataagtcg tgtcttaccg | 3000 |
| ggttggaactc aagacgatag ttaccggata aggcgcagcg gtcgggctga acggggggtt | 3060 |
| cgtgcacaca gccacgcttg gagcgaacga cctacaccga actgagatac ctacagcgtg | 3120 |
| agctatgaga aagcgccacg cttcccgaag ggagaaaagg gcagaggtat cgggtaagcg | 3180 |
| gcagggtcgg aacagagagag cgcacgaggg agcttccagg gggaaacgcc tggatatctt | 3240 |
| atagtctctg cgggtttcgc caccctctgac ttgagcgtcg atttttgtga tgctcgtcag | 3300 |
| gggggcggag cctatggaaa aacgcagca acgcggcctt tttacgggtc ctggcctttt | 3360 |
| gctggccttt tgctcacatg ttctttctcg cgttatcccc tgattctgtg gataaccgta | 3420 |
| ttaccgcctt tgagttagct gataccgctc gccgcagccg aacgaccgag cgcagcgagt | 3480 |
| cagtgaagca ggaagcggaa gagcgcccaa tacgcaaacc gcctctcccc gcgcgttggc | 3540 |
| cgattcatta atgcagctgg cagcagaggt ttcccgaact gaaagcgggc agtgagcgca | 3600 |
| acgcaattaa tgtgagttag ctcaactcatt aggcacccca ggctttacac tttatgcttc | 3660 |
| cggctcgtat gttgtgtgga attgtgagcg gataacaatt tcacacagga aacagctatg | 3720 |
| accatgatta cgccaagcgc gcatttgtaa ttgatcggtt ggcacgcgga atataggagg | 3780 |
| tcgctgaata gtaaacttgt agacttggtt acagcataga gtatcttctg tagctctgat | 3840 |
| gactgctagg aaataatgct acggataatg tggggagggc aaggcttgcg aatcgggttg | 3900 |
| taacgggcaa ggcttgactg aggggacaat agcatgttta ggcgaaaagc ggggcttcgg | 3960 |
| ttgtacgcgg ttaggagtc cctcaggata tagtagtttc gcttttgcat agggaggggg | 4020 |
| aaatgtagtc ttatgaata ctcttgtagt cttgcaacat gcttatgtaa cgatgagtta | 4080 |
| gcaacatgcc ttataaggag agaaaaagca cgtgcatgc cgattggtgg gagtaagggtg | 4140 |
| gtatgatcgt ggatgatcgc tgccttgta ggaaggcaac agacgggtct aacacggatt | 4200 |
| ggacgaacca ctgaattccg cattgcagag atattgtatt taagtgccta gctcgataca | 4260 |
| ataaacgcca tttgaccatt caccacattg gtgtgcacct gggttgatgg ccggaccgtt | 4320 |
| gattccctgr cgactacgag cacatgcatg aagcagaagg cttcatttgg tgaccccgac | 4380 |
| gtgatcgta ggaatagtg gtcggccaca ggcggcgtgg cgatcctgtc ctcatccgtc | 4440 |
| tcgcttattc ggggagcggc cgatgacctt agtagagggg gctgcggctt aggagggcag | 4500 |
| aagctgagtg gcgtcggagg gagccctact gcagggggcc aacataccct accgagaact | 4560 |
| cagagagtcg ttggaagacg ggaagggaag ccgacgactg agcgggtccac cccaggcgtg | 4620 |
| attccggttg ctctgcgtga ttccggctgc ccggtggatc aagcatggaa gccgtcataa | 4680 |
| aggtgatctt gtccgcgtgt aagacctatt gcgggaaaac ctctccttct aagaaggaaa | 4740 |
| taggggctat gttgtccctg ttacaaaagg aagggttgct tacgtccccc tcagacttat | 4800 |
| attccccggg gtccctggat ccattaccg cggcgtctc tcagcgggct atggtacttg | 4860 |

-continued

| | |
|--|------|
| gaaaatcggg agagttaaaa acctggggat tggttttggg ggcattgaag gcggtcgcac | 4920 |
| ggatccgtta accctagaac tagtggatct ctgcccttgt gctgactcct gcacacaaga | 4980 |
| gcatttccct gtagccaaac agcgattagc cataagctgc acctgacttt gaggattaag | 5040 |
| agtttgcaat taagtggatt gcagcaggag atcagtggca gggttgcaga tgaatccctt | 5100 |
| ttctaggggt agctaagggtc tgagcaacct gtcctacagc acaagccaaa ccagccaagg | 5160 |
| gttttcctgt gctgttcaca gaggcagggtc cagctggagc tggaggaggt tgtgctggga | 5220 |
| cccttctccc tgtgctgaga atggagtgat ttctgggtgc tgttcctgtg gcttgactg | 5280 |
| agcagctcaa gggagatcgg tgctcctcat gcagtccaa aactcgtgtt tgatgcagaa | 5340 |
| agatggatgt gcacctccct cctgctaatt cagccgtgag cttatgaagg caatgagccc | 5400 |
| tcagtgcagc aggagctgta gtgactcct gtaggtgcta gggaaatct ctgggtccca | 5460 |
| gggatgcatt cataagggtc atatatcttg aggtgcgcc aaatctttct gaaatattca | 5520 |
| tgcggttcc cttaatattat agaaacaaac acagcagaat aattattcca atgcctccc | 5580 |
| tcgaaggaaa cccatatttc catgtagaaa tgtaacctat atacacacag ccatgctgca | 5640 |
| tccttcagaa cgtgccagt ctcactctcc atggcaaaat actacaggta ttctcactat | 5700 |
| gttggaacct tgaaaggaa catggtaaga aacttcggtt aaaggatgg ctgcaaaact | 5760 |
| actcatacca aaacagcaga gctccagacc tcctcttagg aaagagccac ttggagagg | 5820 |
| atggtgtgaa ggctggaggt gagagacaga gctgtccca gtttctctgt ctctattttc | 5880 |
| tgaaacgttt gcaggaggaa aggacaactg tactttcagg catagctggt gccctcacgt | 5940 |
| aaataagttc cccgaacttc tgtgtcattt gttcttaaga tgctttggca gaacactttg | 6000 |
| agtcaattcg ctttaactgt actaggtctg taaataagt ctcctctctg ataaggttca | 6060 |
| agtgacattt ttagtggtat ttgacagcat ttaccttgct ttcaagtctt ctaccaagct | 6120 |
| cttctatact taagcagtga aaccgccaa agacccttcc ttttatcaag ctagtgcata | 6180 |
| ataccattaa cttcataggt tagatacggg gctgccagct tcacctggca gtgggtgggc | 6240 |
| agttctgctg gtgacaaagc ctccctggcc tgtgctttta cctagagggt aatatccaag | 6300 |
| aatgcagaac tgcatggaaa gcagagctgc aggcacgatg gtgctgagcc ttagctgctt | 6360 |
| cctgctggga gatgtggatg cagagacgaa tgaaggacct gtcccttact cccctcagca | 6420 |
| ttctgtgcta tttagggttc taccagagtc ctttaagggt tttttttttt tttggtccaa | 6480 |
| aaagtctgtt gtttggtttt gaccactgag agcatgtgac acttgtctca agctattaac | 6540 |
| caagtgtcca gccaaaatca attgcctggg agacgcagac cattacctgg aggtcaggac | 6600 |
| ctcaataaat attaccagcc tcattgtgcc gctgacagat tcagctggct gctccgtgtt | 6660 |
| ccagtcacac agttcggagc ccacgtttgt atatatttgc aggcagcctc ggggggacca | 6720 |
| tctcaggagc agagcaccgg cagccgctg cagagccggg cagtacctca ccatggcttt | 6780 |
| gacctttgcc ttactgggtg ctctcctggt gctgagctgc aagagcagct gctctgtggg | 6840 |
| ctgcgatctg cctcagaccc acagcctggg cagcaggagg acctgatgc tgcgtgctca | 6900 |
| gatgaggaga atcagcctgt ttagctgcct gaaggatagg cagatatttg gctttcctca | 6960 |
| agaggagttt ggcaaccagt ttcagaaggc tgagaccatc cctgtgctgc acgagatgat | 7020 |
| ccagcagatc ttttaacctgt ttagcaccac ggatagcagc gctgcttggg atgagacct | 7080 |
| gctggataag ttttacaccg agctgtacca gcagctgaac gatctggagg cttgcgtgat | 7140 |

-continued

| | |
|---|------|
| ccagggcgtg ggcgtgaccg agacccctct gatgaaggag gatagcatcc tggctgtgag | 7200 |
| gaagtacttt cagaggatca cctgttacct gaaggagaag aagtacagcc cctgcgcttg | 7260 |
| ggaagtcgtg agggctgaga tcatgaggag ctttagcctg agcaccaacc tgcaagagag | 7320 |
| cttgagggtct aaggagtaaa aagtctaggc | 7350 |

<210> SEQ ID NO 22

<211> LENGTH: 16051

<212> TYPE: DNA

<213> ORGANISM: Artificial Sequence

<220> FEATURE:

<223> OTHER INFORMATION: 16 kbp Ovalbumin Sequence

<400> SEQUENCE: 22

| | |
|--|------|
| ctgcagccca ggcagcacac tagagcagag aaatctagtt agcagcaacc actggcagac | 60 |
| agaaatgatt atatagatta catactgacc ctgacctctt aactgccta ctgcatcact | 120 |
| gaaaggactg ggaagaagag agtgcaataa cgaagctgaa gctaggagga aggcaaggag | 180 |
| aactgaagct gactagggaa aagggggatt aaaggtttaa gtgtctattc catagtttgc | 240 |
| tggtttgttt ttgtcaatt cctgaatcag taatttttat gttaattagc aaaaaattac | 300 |
| aaacactccc caagtcagga ctgttaccta caacagaagc tcagatcagc tgagccttag | 360 |
| tcttttggtc cctccctagg gaatgctgta tgtgtctctc tctccaggcc tgctcaaaat | 420 |
| tgacctcaga cccaaacttt tgctgaatct ccagtaccac ctcttttgcct cctaactaga | 480 |
| taacaaagcc ctgagcgctt tgcttttagc aaagctttaa gtgccattac caactgcacc | 540 |
| tgagagcctt acctaccct atggaccag gctctatatt taagctctgc cctgaacctt | 600 |
| cacttctttc ctgtcctaag ttagatgtac tagtatggtg tgtactatgt ctccagttca | 660 |
| aacacagctg tgccataacc tggccaagga ctccagtagt gacctgggct gtgccttgct | 720 |
| gctaaggacc tgctgggtga ttgctggacc tgatcctaatt cctgaattaa gaaatgattt | 780 |
| cttggttga ctggatgtgc cctgtggtat gatactgcct tatgatttgg actcttgttt | 840 |
| gcagctgtgc aaatccctaa ggagcccagt ctctggccac ctggaatctt gtcactacca | 900 |
| aacttctga gggactggtc ttgctctggg ttctgatctc tggacagtac tcacccttta | 960 |
| ctcagcccag gctcccagt aagccccctt ccacctgccc aggcctctccg ctccatccct | 1020 |
| agcaggggct ctcatgacag tgtgaccccc ccttactcag gtcagggcca cttgtgccac | 1080 |
| gttctcttcc tgtcttctgt ccctgacctg gctctaaagc agtgtgctac catccacaac | 1140 |
| cactgcatct ctctaaagta agcctctcct gagcccaagt ctctgtaacg aggaaggatg | 1200 |
| cactttgctc agaaggatgc gaggtgctt ctgagctctg agggcactga cctcccatga | 1260 |
| ggtacacccc ataccagga ccacaattca gcctgctgga accatcaact cctgctggag | 1320 |
| taaggccata gcaagaccag catccacctc cctgcagccc tgcctgccc agatattggg | 1380 |
| cctgctgac tcaggatgca gacttgcttc tcagcttgac ctaagcattg cctgtctttt | 1440 |
| atggaccac ctggtttaga agttcagtgc agaaggaggc tgttggcatc tagctaattt | 1500 |
| tccaccacata ttactgtctg ctgactcatt ctacgtctct cccatcttgt tacaataata | 1560 |
| atttgggaga tcatattgaa ggtcttaata aagtcaaggc atgtgatatt ctctgctttg | 1620 |
| cctttgtttc tagaataagc cacttcatca tagaagatga aaatgctgat cagcagagat | 1680 |
| ctgtgcttga taaatccatg ctggcttttc ctatcacctt atattccttc atatgccttg | 1740 |

-continued

| | | | | | | |
|-------------|------------|------------|-------------|-------------|-------------|------|
| agacacccaa | ggaggccttg | gatcagagct | gtctgtagca | gtcctaactg | gtatacaatt | 1800 |
| agttgtacaa | caggtagtga | tccgcataat | agttggcgtg | agaaagtggg | cctgtgctgt | 1860 |
| gtcaagcata | gagtttgggt | tccagtcctg | ttctgcatgg | cacatatgcc | tgagcagctg | 1920 |
| ggtaatctct | gcattccaat | tggaaggcag | gggcctgtag | gcagttccca | cttggcatgg | 1980 |
| gtgattgtac | cacctgtgtc | ctcatctgtg | aagcatcatg | ttttcattca | aatatccttt | 2040 |
| tgtttgacag | tagaaatgaa | cagaattgtt | tttttttcct | aagcaaattc | tgcaagagct | 2100 |
| ctgaagaaca | aggtgtcagt | gaacttctag | ctccatagat | aggacttgca | tcacatgtca | 2160 |
| tgccctgatt | ggaggcttat | ccgatactga | acaacttggt | gttccctgag | ggaatgtaag | 2220 |
| attactgata | ctactctctc | tttatgttag | ctacaataaa | tggtagggtta | agcaatagat | 2280 |
| acagagtttg | agtgcctttc | ttacaagcat | catagtgaac | aatccactg | gtgatctacc | 2340 |
| ttttcaataa | ctacagagaa | ttgtaatctc | ttggattctc | ctccttcccc | gttctgaaaa | 2400 |
| tggtgttctt | ttttccaaat | cagaacett | cctcaaccac | cctgactatt | ctttggacat | 2460 |
| tgttttgttc | ttgtccttaa | ataggcttta | taatttttgt | aagtgaagg | ctttgcatgc | 2520 |
| aggtgaggct | acaactcatt | cagtaacaat | gaggaagact | gtcagatttt | ggggaaaatt | 2580 |
| ctcccaccca | accttttgct | agccagtaag | atgtaatcac | tgaatgtcat | gccacaaaga | 2640 |
| ccataccaac | atcagaccac | atatctacag | gaagctttta | ggaatcattg | actgtacagt | 2700 |
| gaagggtaaa | tcaaattaaa | atgaatgtga | ggtctgatac | gagatattct | catgggaatc | 2760 |
| aagagcaaa | acaaatagtt | tttcacagtc | ttgtcatgat | ctgtcacaga | ccaaggcagc | 2820 |
| acagcaggca | acaatgttgg | tctcttcaga | atggcacagc | accgctgcag | aaaaatgcca | 2880 |
| ggtgacttat | gaactcacat | ccaaaggagc | ttgacctgat | acctgatttt | cttcaaacag | 2940 |
| gggaaacaac | acaatccac | aaaatagctc | agagagaaac | catcactgat | ggctacagca | 3000 |
| ccaaggatat | caatggcaat | ccattcgaca | ttcatctgtg | acctgagcaa | aatgatttat | 3060 |
| ctctccatga | atggttgctt | ctttccctca | tgaaggga | atttcacac | tcacaatatg | 3120 |
| caacaaagac | aaacagagaa | caattaatgt | gctccttcct | aatgtcaaaa | ttgtagtggc | 3180 |
| aaagaggaga | acaaaatctc | aagttctgag | taggttttag | tgattggata | agaggctttg | 3240 |
| acctgtgagc | tcacctggac | ttcatattct | tttgataaaa | aagtgttttt | ataactttca | 3300 |
| ggtctccgag | tctttattca | tgagactggt | ggtttaggga | cagaccacac | atgaaatgcc | 3360 |
| tggtcatagga | aagggcagca | gagccttagc | tgaccttttc | ttgggacaag | cattgtcaaa | 3420 |
| caatgtgtga | caaaactatt | tgtactgctt | tgacacagctg | tgctgggcag | ggcaatccat | 3480 |
| tgccacctat | cccaggtaac | cttccaactg | caagaagatt | gttgcttact | ctctctagac | 3540 |
| ccccaaagtc | aaccaactat | gcaggtatgc | tgacaacgct | atgatgacag | cctgtttctga | 3600 |
| tcaagatctc | atttgttcat | ggacaatttt | tggtgcttgc | agctggtctt | ccattgggaa | 3660 |
| agagtgtagt | atatccttct | catctgacag | aaaagcagaa | attctcatgc | tccacactta | 3720 |
| atctacattg | ttttaaacca | ccagctactt | cttggagagg | aaaaatggct | tttataagac | 3780 |
| tcacaaaaca | aagctctgca | agtcaaatgc | atacaaaaact | gttctgtagg | tctggaatca | 3840 |
| ggacactatg | tggaagtcaa | atagagaagc | tttaaaaaaa | cctttgggat | cattctcatc | 3900 |
| ttatattttg | agcacgatac | tatgacagtg | ataactgaca | taactgcac | aatttccttg | 3960 |
| atattttatt | tgtcttaaa | tacaagacat | agagatggac | gtaaatggtg | acatatgact | 4020 |

-continued

| | | | | | | |
|-------------|-------------|-------------|-------------|-------------|------------|------|
| cagggtctgga | cagggtccgtg | gtccatgtat | gataaaagag | atgaaggga | ggagaatgga | 4080 |
| gactgtctaa | gaagggcttc | agggacgttc | tgaaggcaga | tttgactgaa | tcagatgtac | 4140 |
| tgccaagtc | tcatatgtag | caatggaaga | ctgatattgg | agaaatataa | agaaatggct | 4200 |
| gtgaactcaa | agtgaccctg | aacagaaaag | ggatatggag | ttaaaataat | ggcacagAAC | 4260 |
| tgaggtttat | atgatatacc | atgggctgca | gagggtcaga | gtgctccacc | atgggcctct | 4320 |
| cttgggctgc | agggaaactc | tgttctacac | ctggaacacc | tcctgccctc | ctccgcactg | 4380 |
| acctcagtgt | catcagggtc | gtttctctca | cattttctca | ctcacctctc | ccaactacca | 4440 |
| ttgtacagca | gttgttctta | catcttgctc | ctcctgaggt | gcacttagca | tcgatcactg | 4500 |
| gctcagctct | ggccagtggc | agctcccttt | tgaggacacg | ggacagctgc | tgggctctgt | 4560 |
| tcacagaggc | cactccagca | gacctccact | accacaactt | gtagtgtaaa | tccactacaa | 4620 |
| ctttctgagc | tacagaaatg | aaatggagac | cctctctgct | atgggataca | aaagaggaaa | 4680 |
| cgtggcgttt | agtgtctctg | ctcactggta | caccaacca | cagggtgaga | agcagcctgt | 4740 |
| tgttattcac | tactcttagg | acagattatg | gtgaattggt | aataaaagca | tttcttcata | 4800 |
| acatccaaag | gaggaaatac | actaaattat | attttttatt | tattaattac | acatgcttaa | 4860 |
| ttatatatgg | catggttgct | ttgaaagaac | cttgtcctta | ctgaccagat | ctgctgtttg | 4920 |
| ctgagacaaa | atggctgaca | attttggcca | tggtggtatac | cttccccctt | ttctgtagca | 4980 |
| ttaggacaga | agttattctg | gagcctgtct | gacaagtcag | acttgataac | tttaagtatt | 5040 |
| tggaagtgtg | cttttcatgc | tggatgtcat | ctccagaacc | tcctgtctctg | gtaagcagtt | 5100 |
| cctgcctta | gtaagagcgg | aaacgggtctc | tcttttctct | gttatctcac | caggatatta | 5160 |
| caatgtgaca | ggactatctg | aactacgcca | acctgcaaat | tccaaatata | tatatatata | 5220 |
| tgtaagatat | ctatacacaa | attatttagtg | tttgattgac | accagatgac | agagaagtgc | 5280 |
| atctgagaaa | acctattccc | aatctccttt | ctctttctgc | agactgacat | gcatttcata | 5340 |
| ggtagagata | acatttactg | ggaagcacat | ctatcatcat | aaaaagcagg | caagattttc | 5400 |
| agactttctt | agtggctgaa | atagaagcaa | aagacgtgat | taaaaacaaa | atgaaacaaa | 5460 |
| aaaaatcagt | tgatacctgt | ggtgtagaca | tccagcaaaa | aaatattatt | tgactacca | 5520 |
| tctgtctcta | agtcctcaga | cttggcaagg | agaatgtaga | tttctacagt | atatatgttt | 5580 |
| tcacaaaagg | aaggagagaa | acaaaagaaa | atggcactga | ctaaacttca | gctagtggta | 5640 |
| taggaaagta | attctgctta | acagagattg | cagtgatctc | tatgtatgtc | ctgaagaatt | 5700 |
| atgttgtact | tttttcccc | atttttaaat | caaacagtgc | tttacagagg | tcagaatggt | 5760 |
| ttctttactg | tttgtcaatt | ctattatttc | aatacagaac | aatagcttct | ataactgaaa | 5820 |
| tatatattgt | attgtatatt | atgattgtcc | ctcgaacat | gaacactcct | ccagctgaat | 5880 |
| ttcacaattc | ctctgtcatc | tgccaggcca | ttaagttatt | catggaagat | ctttgaggaa | 5940 |
| cactgcaagt | tcatatcata | aacacatttg | aaattgagta | ttgttttgca | ttgtatggag | 6000 |
| ctatgttttg | ctgtatcctc | agaaaaaag | tttgttataa | agcattcaca | cccataaaaa | 6060 |
| gatagattta | aatattccag | ctataggaaa | gaaagtgcgt | ctgctcttca | ctctagtctc | 6120 |
| agttggctcc | ttcacatgca | tgcctcttta | tttctcctat | tttgtcaaga | aaataatagg | 6180 |
| tcacgtcttg | ttctcactta | tgtcctgcct | agcatggctc | agatgcacgt | tgtagataca | 6240 |
| agaaggatca | aatgaaacag | acttctggtc | tgttactaca | accatagtaa | taagcacact | 6300 |

-continued

| | | | | | | |
|------------|------------|-------------|-------------|-------------|-------------|------|
| aactaataat | tgctaattat | gttttccatc | tctaaggttc | ccacattttt | ctgttttctt | 6360 |
| aaagatccca | ttatctggtt | gtaactgaag | ctcaatggaa | catgagcaat | atttcccagt | 6420 |
| cttctctccc | atccaacagt | cctgatggat | tagcagaaca | ggcagaaaac | acattgttac | 6480 |
| ccagaattaa | aaactaatat | ttgctctcca | ttcaatccaa | aatggaccta | ttgaaactaa | 6540 |
| aatctaaccc | aatcccatta | aatgatttct | atggcgtcaa | aggctaaact | tctgaaggga | 6600 |
| acctgtgggt | gggtcacaat | tcaggetata | tattccccag | ggctcagcca | gtgtctgtac | 6660 |
| atacagctag | aaagctgtat | tgccttttagc | agtcaagctc | gaaaggtaag | caactctctg | 6720 |
| gaattacctt | ctctctatat | tagctcttac | ttgcacctaa | actttaaaaa | attaacaatt | 6780 |
| attgtgctat | gtgtgtatc | tttaagggtg | aagtacctgc | gtgatacccc | ctataaaaaac | 6840 |
| ttctcacctg | tgtatgcatt | ctgcactatt | ttattatgtg | taaaagcttt | gtgtttgttt | 6900 |
| tcaggaggct | tattctttgt | gcttaaaata | tgtttttaat | ttcagaacat | cttatcctgt | 6960 |
| cgttcactat | ctgatatgct | ttgcagtttg | cttgattaac | ttctagccct | acagagtgc | 7020 |
| cagagagcaa | aatcatgggt | ttcagtgaat | tctggggagt | tattttaatg | tgaaaattct | 7080 |
| ctagaagttt | aattcctgca | aagtgcagct | gctgatcact | acacaagata | aaaatgtggg | 7140 |
| gggtgcataa | acgtatatte | ttacaataat | agatacatgt | gaacttatat | acagaaaaga | 7200 |
| aaatgagaaa | aatgtgtgtg | tgtatactca | cacacgtggt | cagtaaaaac | ttttgagggg | 7260 |
| tttaatacag | aaaatccaat | cctgaggccc | cagcactcag | tacgcatata | aagggtctggg | 7320 |
| ctctgaagga | cttctgactt | tcacagatta | tataaatctc | aggaaagcaa | ctagattcat | 7380 |
| gctggctcca | aaagctgtgc | tttatataag | cacactggct | atacaatagt | tgtacagttc | 7440 |
| agctctttat | aatagaaaca | gacagaacaa | gtataaatct | tctattggtc | tatgtcatga | 7500 |
| acaagaattc | attcagtggc | tctgttttat | agtaaacatt | gctattttat | catgtctgca | 7560 |
| tttctcttct | gtctgaatgt | caccactaaa | atttaactcc | acagaaagtt | tatactacag | 7620 |
| tacacatgca | tatcttttag | caaagcaaac | catacctgaa | agtgcataag | agcagaatat | 7680 |
| gaattacatg | cgtgtcttct | tcctagacta | catgacccca | tataaattac | attacttacc | 7740 |
| tattctgcca | tcacaaaaac | aaaggtaaaa | atacttttga | agatctactc | atagcaagta | 7800 |
| gtgtgcaaca | aacagatatt | tctctacatt | tatttttagg | gaataaaaaat | aagaaataaa | 7860 |
| atagtcagca | agcctctgct | ttctcatata | tctgtccaaa | cctaaagttt | actgaaattt | 7920 |
| gctctttgaa | tttccagttt | tgcaagccta | tcagattgtg | ttttaatcag | aggtactgaa | 7980 |
| aagtatcaat | gaattctagc | tttcaactgaa | caaaaatatg | tagaggcaac | tggtctctgg | 8040 |
| gacagtttgc | tacccaaaag | acaactgaat | gcaaatacat | aaatagattt | atgaatatgg | 8100 |
| ttttgaacat | gcacatgaga | ggtggatata | gcaacagaca | cattaccaca | gaattacttt | 8160 |
| aaaactactt | gttaacattt | aattgcttaa | aaactgctcg | taatttactg | ttgtagccta | 8220 |
| ccatagagta | ccctgcattg | tactatgtac | agcattccat | ccttacattt | tcactgttct | 8280 |
| gctgtttgct | ctagacaact | cagagttcac | catgggctcc | atcgggtcag | caagcatgga | 8340 |
| attttgtttt | gatgtattca | aggagctcaa | agtccaccat | gccaatgaga | acatcttcta | 8400 |
| ctgccccatt | gccatcatgt | cagctctagc | catgggtatac | ctgggtgcaa | aagacagcac | 8460 |
| caggacacaa | ataaataaag | tgagcotaca | gttaaagatt | aaaacctttg | cctgtctcaa | 8520 |
| tggagccaca | gcacttaatt | gtatgataat | gtcccttgga | aactgcatag | ctcagaggct | 8580 |

-continued

| | |
|---|-------|
| gaaaatctga aaccagagtt atctaaaagt gtggccacct ccaactccca gagtgttacc | 8640 |
| caaatgcact agctagaaat cttgaaactg gattgcataa cttctttttg tcataaccat | 8700 |
| tatttcagct actattatct tcaattacag gttgttcgct ttgataaact tccaggattc | 8760 |
| ggagacagta ttgaagctca ggtacagaaa taatttcacc tccttctcta tgtccctttc | 8820 |
| ctctggaagc aaaatacagc agatgaagca atctcttagc tgttccaagc cctctctgat | 8880 |
| gagcagctag tgctctgcat ccagcagttg ggagaacact gttcataaga acagagaaaa | 8940 |
| agaaggaagt aacaggggat tcagaacaaa cagaagataa aactcaggac aaaaataccg | 9000 |
| tgtgaatgag gaaacttggt gatatttgta cgcttaagca agacagctag atgattctgg | 9060 |
| ataaatgggt ctggttggaa aagaaggaaa gcctggctga tctgctggag ctagattatt | 9120 |
| gcagcaggta ggagagagtt ccctagagaa aagtatgagg gaattacaga agaaaaacag | 9180 |
| cacaaaattg taaatattgg aaaaggacca catcagtgtg gttactagca gtaagacaga | 9240 |
| caggatgaaa aatagttttg taaacagaag tatctaacta ctttactctg ttcatacact | 9300 |
| acgtaaaact tactaagtaa taaaactaga ataacaacat ctttctttct ctttgtattc | 9360 |
| agtgtggcac atctgtaaac gttcactctt cacttagaga catcctcaac caaatcacca | 9420 |
| aaccaaata ga tgtttattcg ttcagccttg ccagtagact ttatgctgaa gagagatacc | 9480 |
| caatcctgcc agtaagttgc tctaaaatct gatctgagtg tattccatgc caaagctcta | 9540 |
| ccattctgtg atgcaaaaac agtcagagtt ccacatgttt cactaagaaa atttcttttt | 9600 |
| ctcttgtttt tacaaatgaa agagaggaca aataacattt ctctatcacc gacctgaaac | 9660 |
| tctacagtct tcagagaatg aatggcttgc taaaagaatg tcaaatctta ctatacagct | 9720 |
| atttcatatt acactactaa atacactata aggcatagca tgtagtaata cagtgtaaaa | 9780 |
| tagcttttta cactactata ttattaatat ctgttaattc cagtcttgca tttcacattt | 9840 |
| gcaaaacggt ttgaaattcg tatctgaaag ctgaatactc ttgctttaca ggaatacttg | 9900 |
| cagtgtgtga aggaactgtg tagaggaggc ttggaaccta tcaactttca aacagctgca | 9960 |
| gatcaagcca gagagctcat caattcctgg gtgaaaagtc agacaaatgg taaggtagaa | 10020 |
| catgctttgt acatagttag agttggttca cctaataact gagaacttgg atatagctca | 10080 |
| gccagcgtgc tttgcgttca agcttaccag agctgttgta tgctgttaa gcagggcata | 10140 |
| cagtcagtga gctcttgaaa aatcttaaca gacaaagggc aatggaaaat cggagttaag | 10200 |
| ggatggttag gataaaatgc atagaaagag gtaccacaat tttgattttt gccctaagtc | 10260 |
| ctctctgcgt ggcttctcaa tttttctact tcattcctca tctcctcaga gcattccttt | 10320 |
| ccctcatgct tgaacacag atgaaagact gtgaattcta actgagatga aaacatccac | 10380 |
| aaccacacaa cctctggtgt ggagtcacat tctgtgaagg caaaaactag gccacgtaat | 10440 |
| ctatgcgtgc aagctacgcg taagctatgt gtgtgacagg acaatgtgag gaacatacta | 10500 |
| tgtgcacaag gactgcagaa taaacaggag caaagttttt gaagaaaaca gagtaaaatc | 10560 |
| ctgttttctt cttttgttac attctttaca tatactctca atttctctt tggttagaag | 10620 |
| caagtaatat ttatgtttct tggtagctgt tgggttgaag accattcttg gataagagaa | 10680 |
| attccagtgg ttcttccctt aatcataaaa tgtcaggttt agtttttttg taacacagaa | 10740 |
| atctcttcat cttttatctt ttgtgtgat tcttgataga gagagaaaca agacttactg | 10800 |
| acaatagcag caagaaaatc aatcttgtaa gaacaagatt gcaattgcaa aaacaaacca | 10860 |

-continued

| | | | | | | |
|------------|-------------|------------|-------------|-------------|-------------|-------|
| atgtccttgc | ccctacatcc | tcttcccat | aaattctaca | ttctctatct | accttgtgct | 10920 |
| tgccaacatg | atatacgtaa | actctctttt | cctattcatt | cttaaaggaa | ttatcagaaa | 10980 |
| tgctcctcag | ccaagctccg | tggattctca | aactgcaatg | gttctgggta | atgccattgt | 11040 |
| cttcaaagga | ctgtgggaga | aagcatttaa | ggatgaagac | acacaagcaa | tgcccttcag | 11100 |
| agtgactgag | gtatatgggc | ataccttaga | gatgtaatct | agaatttatg | aagagagtag | 11160 |
| acatgttggt | atatgaacac | tgcattagcg | tatctgctca | tttgtctgca | tctctttcag | 11220 |
| acactgtggt | aaaagcaggg | aattttcctt | atgtctctct | cgtcacaata | ttcctgacat | 11280 |
| tgcaaagctc | ctgagaaata | acttcagatt | ccacttttcc | taggaaggct | tctggatgag | 11340 |
| aactaatcat | cttaactgta | actagacatt | tctgcatcca | agaataatct | ttgttaaaac | 11400 |
| tatatctctc | ctctcttttt | tttttttttt | tggttctcca | gcaagaaagc | aaacctgtgc | 11460 |
| agatgatgta | ccagattggt | ttatttagag | tggcatcaat | ggcttctgag | aaaatgaaga | 11520 |
| tcttgagct | tccatttgcc | agtgggacaa | tgagcatggt | ggtgctgttg | cctgatgaag | 11580 |
| tctcaggcct | tgagcaggta | tggccctaga | agttggcttc | agaatattaa | aaacacatgg | 11640 |
| aaatttagct | gttgtaaagc | tcttttcaac | acagttatcc | taaaacattt | aaccagcaca | 11700 |
| aatttcatca | tgattcaata | tgtgattggt | gcatagaagt | gtagatttgt | ccactgggt | 11760 |
| cctgcaatag | cccatgctga | gcatggcttg | ctgaaagaac | tgcttttagag | ggtgaaaagt | 11820 |
| ttgacacagc | agacaagatg | attctcacct | aagcagctgt | tactgtagtg | gcttgaaactc | 11880 |
| taaaggtctt | gtatctccat | tctgtgacac | tgaggagctt | cttggaagt | tcatataagg | 11940 |
| tttactagtt | ctaactatta | tctcatttgg | tggcactcaa | tgtgctttgt | tcacgtcttc | 12000 |
| ataaattaat | ctatctaaaa | attggatgtg | gttaaagcaa | tttcagaaat | aacatgtaca | 12060 |
| taatgtacaa | ttattgatat | gaacagaaca | caggcatagc | atattgtaat | taggaggact | 12120 |
| gtagtatttt | tgaataggaa | acacaatgta | ataaatgaga | attcattgaa | atgttagtat | 12180 |
| gctaactcaa | tctaaattat | aaagataaag | aggcatttaa | tcacagctag | atttccatca | 12240 |
| cttgtgacag | acaggcatat | gaatgattat | gtacagctct | aggaaaaaaa | gtatgtagga | 12300 |
| aaactagtac | attttgatta | gaaagtctga | aaatgaggtg | ccttgatcaa | agagaatacg | 12360 |
| tgtgtttgag | aaaaaaaaag | tttgataga | ggtggttaaga | gagaatatat | tgaaatggtg | 12420 |
| tttctacaaa | ctgccatggc | cagatttgtg | taagagacat | tcagtaagta | ggcaaggaaa | 12480 |
| gaaatattac | taggtacaaa | gcaacatcag | taataccaaa | agaaaccaat | tattccagat | 12540 |
| gccaatctcg | taatagggtt | aagagatttc | cacctctcta | gtggtcacca | gtgcaaccag | 12600 |
| taactttgct | aattttacatt | ttcttttttt | aatgggcaga | tatagctttg | aactgagtga | 12660 |
| tcatgaactg | gtactgtgta | atagatgaag | acatacttga | cgactaaact | tctgattttt | 12720 |
| aaaaactcaa | attctcttga | aagatcagtt | cccagtctag | taacagctga | tagtttaagt | 12780 |
| atcagtaatt | ggctaccatt | aacaactggc | tcctgagagg | tcttaaatgt | agagacagct | 12840 |
| ttaaactcaa | aagcacagag | tgatttttag | aatagatttc | ccaagcaaag | aaaataaaca | 12900 |
| gggaggagct | ttaagggagt | agccatctca | ttattattat | tatttaaaga | aatggcagca | 12960 |
| agcctacaaa | agaaaaataa | gacagagcag | agaagaaaga | gtcatggtat | gcttttctat | 13020 |
| cttagcaaaa | ttaatctcta | catgcctagg | aaaaagccat | gacaagagca | atcagttcaa | 13080 |
| aagggtgatg | caaaaaacca | cataatagta | actagtactg | cattgccagg | aagggaagtta | 13140 |

-continued

| | | | | | | |
|-------------|-------------|------------|-------------|-------------|-------------|-------|
| tgctgccatt | ccatggatct | cattctcatt | tccttgccgc | ttgagagtat | aatcaacttt | 13200 |
| gaaaaactga | ctgaatggac | cagttctaat | gttatggaag | agaggaagat | caaagtgtac | 13260 |
| ttacctcgca | tgaagatgga | ggaaaaatc | aacctcacat | ctgtcttaat | ggctatgggc | 13320 |
| attactgacg | tgttttagctc | ttcagccaat | ctgtctggca | tctcctcagc | agagagcctg | 13380 |
| aagatatctc | aagctgtcca | tcagcacat | gcagaaatca | atgaagcagg | cagagagggtg | 13440 |
| gtagggtcag | cagaggctgg | agtggatgct | gcaagcgtct | ctgaagaatt | tagggctgac | 13500 |
| catccattcc | tcttctgtat | caagcacatc | gcaaccaacg | ccgttctctt | ctttggcaga | 13560 |
| tggtgtttccc | cttaaaaaga | agaaagctga | aaaactctgt | cccttccaac | aagaccacaga | 13620 |
| gcactgtagt | atcaggggta | aaatgaaaag | tatgttatct | gctgcatcca | gacttcataa | 13680 |
| aagctggagc | ttaatctaga | aaaaaaatca | gaaagaaatt | acactgtgag | aacagggtgca | 13740 |
| attcactttt | cctttacaca | gagtaatact | ggtaactcat | ggatgaaggc | ttaagggaat | 13800 |
| gaaattggac | tcacagtact | gagtcacac | actgaaaaat | gcaacctgat | acatcagcag | 13860 |
| aagggttatg | ggggaaaaat | gcagccttcc | aattaagcca | gatattctgta | tgaccaagct | 13920 |
| gctccagaat | tagtcactca | aaatctctca | gattaaatta | tcaactgtca | ccaaccattc | 13980 |
| ctatgctgac | aaggcaattg | cttgttctct | gtgttcctga | tactacaagg | ctcttcctga | 14040 |
| cttccctaaag | atgcattata | aaaatcttat | aattcacatt | tctccctaaa | ctttgactca | 14100 |
| atcatgggat | gttggcaaat | atggtatatt | actattcaaa | ttgttttctt | tgtaccata | 14160 |
| tgtaatgggt | cttgtgaatg | tgctcttttg | ttcctttaat | cataataaaa | acatgtttta | 14220 |
| gcaaacactt | ttcacttgta | gtatttgaag | tacagcaagg | ttgtgtagca | gggaaagaat | 14280 |
| gacatgcaga | ggaataagta | tggacacaca | ggctagcagc | gactgtagaa | caagtactag | 14340 |
| tgggtgagaa | gttgaacaag | agtccctac | aagcaactta | atctaataag | ctagtgggtct | 14400 |
| acatcagcta | aaagagcata | gtgagggatg | aaattgggtc | tcctttctaa | gcatacctg | 14460 |
| ggacaactca | tctggagcag | tgtgtccaat | ctgccgctgc | cctgatctcg | gctgggggtga | 14520 |
| tgggacagac | cttggctgcc | actgagacat | ctgagacact | gagatctgtc | tcaactcaga | 14580 |
| tttaccctaa | aacagctcat | tgccaacaga | acaaaatctc | aaacttatgg | ctagtgatga | 14640 |
| cagcagtcag | ttgtcccatc | tgtgaccac | caaggctggc | atgctggaat | gagcaggctt | 14700 |
| tgggtggcatg | tagttactgg | acagcaccac | tgacatgggc | aggggaaaaa | ctgagcatgg | 14760 |
| tgtaaatcac | tgccctaaag | ccacttctct | gtgcctgcac | catgcttgaa | agctcttcta | 14820 |
| caggagctgg | gtttgttcaa | gaaagcttct | gtttctccca | tctgcttctt | gtaccttcac | 14880 |
| agggacagag | ttagaagggt | acagccatgg | ctggaagggg | ctgactttca | aatgtgccta | 14940 |
| attttctttt | ggttgctgct | gcagctgcag | aagaagggggt | tcagaagcca | agagctttga | 15000 |
| gataaggatg | cctaacctat | gttgaagaca | tttgtgctga | cacctcaggc | cccaggatag | 15060 |
| gacaactgct | ggattgtggc | taaccacta | gctacagaa | ctaatttata | ttaccagatt | 15120 |
| aggaagagca | aaagaacatg | tatttataac | aggaggtctt | ctgtgcttct | ctactaaaag | 15180 |
| gtgctgtgaa | ggagcccaca | gtgcagcagt | gtatgaggcc | tgaagaggc | cgcagcacac | 15240 |
| gaagagccct | gtaggagca | gcacacagag | gggcaggagg | gctgggggaa | ctgccacca | 15300 |
| tggggacctg | tgtgaagcag | tgactcctg | aggggtggac | tgctggggaa | agggaaagaa | 15360 |
| agcaaacaga | cctgtgatga | actgtcacac | agactgcaga | gtgacagagg | agggcacgag | 15420 |

-continued

```

gcagtgcgcc cactgcaggg agtggcgctc cttcctcaca gcagcgctaa cagcttggca 15480
ccaatattca gtagtctgtg gtgatacttt ttccagtttc accacacagc atttcgcttg 15540
ttctacttgt tttagctttc cccctccaca agataacaca tactttgcca gtcagtcctt 15600
aagaccttaa cttaacagtt agcaaacagg atcttgcaaa agaaggaaga taacatgaca 15660
ccaccttcac tgggtgataa atagttcaaa tactttcctt cactttcccg taaattagtt 15720
gattgcaggt caggagataa caggggaact tactgcaaga gagaaatga tgtttaatat 15780
tgtcttggac tttctgggtg tctgggcatg aaaatggggg actcaaaatc ctcgggacgt 15840
ttatttttca cctgatttat tcccaaatcg cactatttct aggccattgg agttcttctc 15900
aattaaatta tactttggct ctctgctatc tcaactccctt tcatcttcag catcaacttc 15960
agcacaatta caggagaaga cttagactca gagctttagg actcatcata agaggctttc 16020
attgctctgt caccacaccc catatagatc t 16051

```

```

<210> SEQ ID NO 23
<211> LENGTH: 7334
<212> TYPE: DNA
<213> ORGANISM: Artificial Sequence
<220> FEATURE:
<223> OTHER INFORMATION: pBS-OM-4.4 Vector

```

```

<400> SEQUENCE: 23

```

```

atcaagctta tcgataccgt cgacctcgag ggggggcccg gtaccagct tttgttcct 60
ttagtgaggg ttaatttcga gcttggcgta atcatggta tagctgttcc ctgtgtgaaa 120
ttgttatccg ctcacaattc cacacaacat acgagccgga agcataaagt gtaaagcctg 180
gggtgcctaa tgagttagct aactcacatt aattgcgttg cgctcactgc ccgctttcca 240
gtcgggaaac ctgtcgtgcc agctgcatta atgaatcggc caacgcgcgg ggagaggcgg 300
tttgctatt gggcgctctt ccgcttcttc gctcactgac tcgctgcgct cggctcgttcg 360
gctgcggcga gcggtatcag ctcactcaaa ggcggtaata cggttatcca cagaatcagg 420
ggataacgca ggaaagaaca tgtgagcaaa aggccagcaa aaggccagga accgtaaaaa 480
ggcgcgcttg ctggcgcttt tccataggct ccgccccctt gacgagcatc acaaaaatcg 540
acgctcaagt cagaggtggc gaaacccgac aggactataa agataccagg cgtttccccc 600
tggaagctcc ctctgtcgct ctctgttcc gacctgccc cttaccgat acctgtccgc 660
ctttctccct tcgggaagcg tggcgctttc tcatagctca cgctgtagggt atctcagttc 720
gggttaggtc gttcgtccca agctgggctg tgtgcacgaa ccccccgttc agcccgaccg 780
ctgcgcctta tccggttaact atcgtcttga gtccaaccg gtaagacacg acttatcgcc 840
actggcagca gccactggta acaggattag cagagcgagg tatgtaggcg gtgctacaga 900
gttcttgaag tgggtgccta actacggcta cactagaagg acagtatttg gtatctgcgc 960
tctgtgaag ccagttacct tcggaaaaag agttggtagc tcttgatccg gcaaacaaac 1020
caccgctggt agcgggtggt tttttgtttg caagcagcag attacgcgca gaaaaaaagg 1080
atctcaagaa gatcctttga tcttttctac ggggtctgac gctcagtga acgaaaactc 1140
acgttaaggg atttttggtc tgagattatc aaaaaggatc ttcacctaga tccttttaaa 1200
ttaaaaaatga agtttttaaa caatctaaag tatatatgag taaacttgggt ctgacagtta 1260
ccaatgctta atcagtgagg cacctatctc agcgatctgt ctatttcggt catccatagt 1320

```

-continued

| | |
|--|------|
| tgctgactc cccgtcgtgt agataactac gatacgggag ggcttaccat ctggccccag | 1380 |
| tgctgcaatg ataccgcgag acccacgctc accggctcca gatttatcag caataaacca | 1440 |
| gccagccgga agggccgagc gcagaagtgg tcctgcaact ttatccgcct ccatccagtc | 1500 |
| tattaattgt tgccgggaag cttagagtaag tagttcgcca gttaatatgt tgcgcaacgt | 1560 |
| tggtgccatt gctacaggca tcgtgggtgc acgctcgtcg tttggtagtg cttcattcag | 1620 |
| ctccggttcc caacgatcaa ggcgagttac atgatcccc atgttgtgca aaaagcggg | 1680 |
| tagctccttc ggtcctccga tcgttgtcag aagtaagtgg gccgcagtgt tactactcat | 1740 |
| ggttatggca gactgcata attctcttac tgtcatgcca tccgtaagat gcttttctgt | 1800 |
| gactggtgag tactcaacca agtcattctg agaatagtgt atgcggcgac cgagttgctc | 1860 |
| ttgccggcg tcaatacggg ataataccgc gccacatagc agaactttaa aagtgtcat | 1920 |
| cattgaaaa cgttcttcgg ggcgaaaact ctcaaggatc ttaccgctgt tgagatccag | 1980 |
| ttcgatgtaa cccactcgtg caccacaatg atcttcagca tcttttactt tcaccagcgt | 2040 |
| ttctgggtga gaaaaacag gaaggcaaaa tgccgcaaaa aagggaataa gggcgacacg | 2100 |
| gaaatgttga atactcatac tcttcctttt tcaatattat tgaagcattt atcagggtta | 2160 |
| ttgtctcatg agcggataca tatttgaatg tatttagaaa aataaacaag taggggttcc | 2220 |
| gcgcacattt ccccgaaaag tgccacctaa attgtaagcg ttaatatattt gttaaaattc | 2280 |
| gcgttaaatt tttgttaaat cagctcattt ttttaaccaat aggcggaaat cggcaaaatc | 2340 |
| ccttataaat caaaagaata gaccgagata ggggttgagt tggttccagt ttggaacaag | 2400 |
| agtccactat taaagaacgt ggactccaac gtcaaaggcg gaaaaaccgt ctatcagggc | 2460 |
| gatggccac tacgtgaacc atccacctaa tcaagttttt tggggctcgag gtgccgtaaa | 2520 |
| gcactaaatc ggaaccctaa agggagcccc cgatttagag cttgacgggg aaagccggcg | 2580 |
| aacgtggcga gaaaggaagg gaagaaagcg aaaggagcgg gcgctagggc gctggcaagt | 2640 |
| gtagcggtea cgtcgcgcgt aaccaccaca cccgccgcgc ttaatgcgcc gctacagggc | 2700 |
| gcgtccatt cgccattcag gctgcgcaac tgttgggaag ggcgatcggg gcgggcctct | 2760 |
| tcgctattac gccagctggc gaaaggggga tgtgctgcaa ggcgattaag ttgggtaacg | 2820 |
| ccagggtttt cccagtcacg acgttgtaaa acgacggcca gtgaattgta atacgactca | 2880 |
| ctatagggcg aattggagct ccaccgcgtt ggcggccgct ctagaactag tggatccttc | 2940 |
| ttaaaaagca gaccatcatt cactgcaaac ccagagcttc atgcctctcc ttcacaacc | 3000 |
| gaaaacagcc ggcttcattt gtctttttta aatgctgttt tccaggtgaa ttttgccag | 3060 |
| cgtgttggtc gagatccagg agcacgtgtc agctttctgc tctcattgct cctgttctgc | 3120 |
| attgcctctt tctgggggtt ccaagagggg gggagacttt gcgcggggat gagataatgc | 3180 |
| cccttttctt aggggtggtg ctgggcagca gagtggctct gggtcactgt ggcaccaatg | 3240 |
| ggaggcacca gtgggggtgt gttttgtgca ggggggaagc attcacagaa tggggctgat | 3300 |
| cctgaagctt gcagtcgaag gctttgtctg tgtaccagc gaaatccttc ctctgttaca | 3360 |
| taaagccag ataggactca gaaatgtagt cattccagcc cccctcttcc tcagatctgg | 3420 |
| agcagcactt gtttgagcc agtcctcccc aaaatgcaca gacctcgccg agtggaggga | 3480 |
| gatgtaaaac gcgaaggcta attacctctt tgtcaaaaac actttgtggg ccatagatgt | 3540 |
| ttctgtcaat cttacaaaac agaaccgaga ggcagcgagc actgaagagc gtgttcccat | 3600 |

-continued

| | | | | | | |
|------------|-------------|------------|-------------|------------|-------------|------|
| gctgagttaa | tgagacttgg | cagctcgctg | tgcagagatg | atccctgtgc | ttcatgggag | 3660 |
| gctgtaacct | gtctcccat | cgccttcaca | cgcagtgct | gtcctggaca | cctcaccctc | 3720 |
| cataagctgt | aggatgcagc | tgccagggg | tcaagagact | tttcctaagg | ctcttaggac | 3780 |
| tcactcttgc | cgctcagtag | cgtgcagcaa | ttactcatcc | caactatact | gaatgggttt | 3840 |
| ctgccagctc | tgcttgtttg | tcaataagca | tttcttcatt | ttgcctctaa | gtttctctca | 3900 |
| gcagcaccgc | tctgggtgac | ctgagtggcc | acctggaacc | cgagggggac | agccaccacc | 3960 |
| tcctctgttc | tgctgctcca | gggactcatg | tgctgctgga | tggggggaag | catgaagtgc | 4020 |
| ctcaccacga | cacctgggtt | gcaatggctg | cagcgtgctc | ttcttggtat | gcagattgtt | 4080 |
| tcagccatt | acttgtagaa | atgtgctgtg | gaagcccttt | gtatctcttt | ctgtggccct | 4140 |
| tcagcaaaag | ctgtgggaaa | gctctgaggc | tgtttctctg | ggctgtggag | gaattgtatg | 4200 |
| ttctctcttt | aacaaaaatt | atccttagga | gagagcactg | tgcaagcatt | gtgcacataa | 4260 |
| aacaattcag | gttgaaagg | ctctctggag | gtttccagcc | tgactactgc | tcgaagcaag | 4320 |
| gccaggttca | aagatggctc | aggatgctgt | gtgccttctc | gattatctgt | gccaccaatg | 4380 |
| gaggagattc | acagccactc | tgttccctg | gccactcatg | gagaggaata | ttcccttata | 4440 |
| ttcagataga | atgttatcct | ttagctcagc | cttcctata | accccatgag | ggagctgcag | 4500 |
| atccccatac | tctccccctc | tctgggtgga | aggccgtgct | ccccagcccc | ccttccccacc | 4560 |
| ctgtgcccta | agcagccgc | tggcctctgc | tggatgtgtg | cctatatgtc | aatgcctgtc | 4620 |
| cttgcagtc | agcctgggac | atttaattca | tcaccaggg | aatgtggaac | tgtgtcatct | 4680 |
| tcctctgcag | ggtacaaagt | tctgcacggg | gtcctttcgg | ttcaggaaaa | ccttccactgg | 4740 |
| tgctacacga | atcaagctct | atttaataag | ttcataagca | catggatgtg | ttttcctaga | 4800 |
| gatacgtttt | aatgggtatca | gtgattttta | tttgetttgt | tgcttacttc | aaacagtgcc | 4860 |
| tttgggcagg | aggtagggga | cgggtctgcc | gttggtctctg | cagtgatctc | tccaggcgtg | 4920 |
| tggctcaggt | cagatagtgg | tcactctgtg | gccagaagaa | ggacaaagat | ggaaattgca | 4980 |
| gattgagtca | cgtaagcag | gcactctgga | gtgatctgag | gcagtctcat | gaaagagcta | 5040 |
| cgaccactta | ttgttgtttt | ccccttttac | aacagaagtt | ttcatcaaaa | taacgtggca | 5100 |
| aagccaggga | atgtttggga | aaagtgtagt | ttaatgtttt | gtaattcatt | tgtcggagtg | 5160 |
| ctaccagcta | agaaaaaagt | cctacctttg | gtatggtagt | cctgcagaga | atacaacatc | 5220 |
| aatattagtt | tggaaaaaaa | caccaccacc | accagaaact | gtaatggaaa | atgtaacca | 5280 |
| agaaattcct | tgggtaagag | agaaaggatg | tcgtatactg | gccaaagcct | gccagctgt | 5340 |
| cagcctgctg | accctctgca | gttcaggacc | atgaaacgtg | gcactgtaag | acgtgtcccc | 5400 |
| tgcctttgct | tgccacaga | tctctgccct | tgtgctgact | cctgcacaca | agagcatttc | 5460 |
| cctgtagcca | aacagcgatt | agccataagc | tgcacctgac | tttgaggatt | aagagtttgc | 5520 |
| aattaagtgg | attgcagcag | gagatcagtg | gcagggttgc | agatgaaatc | cttttctagg | 5580 |
| ggtagctaag | ggctgagcaa | cctgtcctac | agcacaagcc | aaaccagcca | agggttttcc | 5640 |
| tgtgctgttc | acagaggcag | ggccagctgg | agctggagga | gggtgtgctg | ggacccttct | 5700 |
| ccctgtgctg | agaatggagt | gatttctggg | tgtgttctct | gtggcttgca | ctgagcagct | 5760 |
| caaggagat | cgggtgctct | catgcagtc | caaaactcgt | gtttgatgca | gaaagatgga | 5820 |
| tgtgcacctc | cctcctgcta | atgcagccgt | gagcttatga | aggcaatgag | ccctcagtcg | 5880 |

-continued

```

agcaggagct gtagtgact cctgtaggtg ctagggaata tctctggttc ccagggatgc 5940
attcataagg gcaatatatc ttgaggtgc gccaaatctt tctgaaatat tcatgcgtgt 6000
tcccttaatt tatagaaaca aacacagcag aataattatt ccaatgcctc ccctcgaagg 6060
aaacccatat ttccatgtag aaatgtaacc tatatacaca cagccatgct gcacccctca 6120
gaacgtgcca gtgctcatct cccatggcaa aatactacag gtattctcac tatgttggtg 6180
ctgtgaaagg aaccatggta agaaacttcg gttaaaggta tggctgcaa actactcata 6240
ccaaaacagc agagctccag acctcctctt aggaagagc cacttgaga gggatgggtg 6300
gaaggctgga ggtgagagac agagcctgtc ccagttttcc tgtctctatt ttctgaaacg 6360
tttgaggag gaaaggacaa ctgtacttcc aggcatagct ggtgccctca cgtaaataag 6420
ttcccgaac ttctgtgtca ttgttctta agatgctttg gcagaacact ttgagtcaat 6480
tcgtttaact gtgactaggt ctgtaataa gtgctccctg ctgataaggt tcaagtgaac 6540
tttttagtgg tatttgacag catttacctt gctttcaagt cttctacaa gctcttctat 6600
acttaagcag tgaaccgcc aagaaccct tccttttacc aagctagtgc taaataccat 6660
taacttcata ggtagatagc ggtgctgcca gcttcacctg gcagtgggtg gtcagttctg 6720
ctggtgacaa agcctccctg gcctgtgctt ttacctagag gtgaatatcc aagaatgcag 6780
aactgcattg aaagcagagc tgcaggcagc atggtgctga gccttagctg cttcctgctg 6840
ggagatgtgg atgcagagac gaataagga cctgtccctt actccctca gcattctgtg 6900
ctatttaggg ttctaccaga gtccttaaga ggtttttttt ttttttggtc caaaagtctg 6960
tttgtttggt ttgaccact gagagcatgt gacacttgc tcaagctatt aaccaagtgt 7020
ccagccaaaa tcaattgcct gggagagcga gaccattacc tggaggtcag gacctcaata 7080
aatattacca gcctcattgt gcgctgaca gattcagctg gctgctccgt gttccagctc 7140
aacagttcgg acgccacgtt tgtatatatt tgcaggcagc ctcgggggga ccactccagg 7200
agcagagcac cggcagccgc ctgcagagcc gggcagtagc tcaccatggc catggcaggt 7260
gtcttcgtgc tgttctctt cgtgctttgt ggcttcctcc caggtgagta actccagag 7320
tgctgcagaa gctt 7334

```

<210> SEQ ID NO 24

<211> LENGTH: 4327

<212> TYPE: DNA

<213> ORGANISM: Artificial Sequence

<220> FEATURE:

<223> OTHER INFORMATION: pAVIJCR-A137.91.1.2 Vector

<400> SEQUENCE: 24

```

gccaatgtgg tacttccac attgtataag aaatttgga agtttagagc aatgtttgaa 60
gtgttgggaa atttctgtat actcaagagg gcgtttttga caactgtaga acagaggaat 120
caaaaggggg tgggaggaag ttaaagaag aggcaggtgc aagagagctt gcagtcccgc 180
tgtgtgtacg acactggcac catggctttg acctttgctt tactgggtggc tctcctggtg 240
ctgagctgca agagcagctg ctctgtgggc tgcgatctgc ctgagacca cagcctgggc 300
agcaggagga ccctgatgct gctggctcag atgaggagaa tcagcctggt tagctgcctg 360
aaggataggc acgattttgg ctttcotcaa gaggagtttg gcaaccagtt tcagaaggct 420
gagaccatcc ctgtgctgca cgagatgatc cagcagatct ttaacctggt tagaccaag 480

```


-continued

| | | | | | | |
|-------------|-------------|-------------|-------------|------------|-------------|------|
| gatagcagcg | ctgcttggga | tgagaccctg | ctggataagt | tttacaccga | gctgtaccag | 540 |
| cagctgaacg | atctggaggc | ttgcgtgac | cagggcgtgg | gcgtgaccga | gacccctctg | 600 |
| atgaaggagg | atagcatcct | ggctgtgagg | aagtactttc | agaggatcac | cctgtacctg | 660 |
| aaggagaaga | agtacagccc | ctgcgcttgg | gaagtcgtga | gggctgagat | catgaggagc | 720 |
| tttagcctga | gcaccaacct | gcaagagagc | ttgaggtcta | aggagtaaaa | agtctagagt | 780 |
| cggggcggcc | ggccgcttcg | agcagacatg | ataagataca | ttgatgagtt | tgacaaaacc | 840 |
| acaactagaa | tcagtgaaa | aaaatgcttt | atttgtgaaa | tttgtgatgc | tattgcttta | 900 |
| tttgtaacca | ttataagctg | caataaacaa | gttaacaaca | acaattgcat | tcattttatg | 960 |
| tttcaggttc | agggggagggt | gtgggaggtt | ttttaagca | agtaaacct | ctacaaatgt | 1020 |
| ggtaaaaatcg | ataaggatcc | gtcgaccgat | gcccttgaga | gccttcaacc | cagtcagctc | 1080 |
| cttcgggtgg | gcgcggggca | tgactatcgt | gcgcgcactt | atgactgtct | tctttatcat | 1140 |
| gcaactcgta | ggacagggtc | cggcagcgct | cttcgcgttc | ctcgctcact | gactcgtctc | 1200 |
| gctcggtcgt | tcggctgcgg | cgagcgggat | cagctcactc | aaaggcggta | atacggttat | 1260 |
| ccacagaatc | aggggataac | gcaggaaaga | acatgtgagc | aaaaggccag | caaaaggcca | 1320 |
| ggaaccgtaa | aaaggccgcg | ttgctggcgt | ttttccatag | gctccgcccc | cctgacgagc | 1380 |
| atcacaaaaa | tcgacgtca | agtcagaggt | ggcgaaaccc | gacaggacta | taaagatacc | 1440 |
| aggcgtttcc | ccctggaagc | tcctcgtgc | gctctcctgt | tccgaccctg | ccgcttaccg | 1500 |
| gatacctgtc | cgcctttctc | ccttcgggaa | gcgtggcgct | ttctcaatgc | tcacgctgta | 1560 |
| ggtatctcag | ttcggtgtag | gtcgttcgct | ccaagctggg | ctgtgtgcac | gaaccccccg | 1620 |
| ttcagcccg | ccgtgcgcc | ttatccggta | actatcgtct | tgagtccaac | ccggttaagac | 1680 |
| acgacttata | gccactggca | gcagccactg | gtaacaggat | tagcagagcg | aggatatgtag | 1740 |
| gcggtgctac | agagtctctg | aagtgggtggc | ctaactacgg | ctacactaga | aggacagtat | 1800 |
| ttggtatctg | cgtctgtctg | aagccagtta | ccttcggaaa | aagagttggg | agctcttgat | 1860 |
| ccggcaaaaa | aaccaccgct | ggtagcgggt | gtttttttgt | tgcaagcag | cagattacgc | 1920 |
| gcagaaaaaa | aggatctcaa | gaagatcctt | tgatcttttc | tacggggtct | gacgctcagt | 1980 |
| ggaacgaaaa | ctcacgttaa | gggatttttg | tcattgagatt | atcaaaaagg | atcttcacct | 2040 |
| agatcctttt | aaattaaaaa | tgaagtttta | aatcaatcta | aagtatatat | gagtaaacct | 2100 |
| ggtctgacag | ttaccaatgc | ttaatcagtg | aggcacctat | ctcagcgatc | tgtctatttc | 2160 |
| gttcacccat | agttgcctga | ctcccgtcgc | tgtagataac | tacgatacgg | gagggcttac | 2220 |
| catctggccc | cagtgtctga | atgataccgc | gagaccacgc | ctcaccggct | ccagatttat | 2280 |
| cagcaataaa | ccagccagcc | ggaagggcgc | agcgacagaag | tggtcctgca | actttatccg | 2340 |
| cctccatcca | gtctattaat | tgttgccggg | aagctagagt | aagtagttcg | ccagttaata | 2400 |
| gtttgcgcaa | cgttgttgcc | attgtctacg | gcacgtgggt | gtcacgctcg | tcgtttggta | 2460 |
| tggttcatt | cagctccggt | teccaacgat | caaggcaggt | tacatgatcc | cccattgtgt | 2520 |
| gcaaaaaagc | ggttagctcc | ttcggtcttc | cgatcggtgt | cagaagtaag | ttggccgcag | 2580 |
| tgttatcact | catggttatg | gcagcactgc | ataattctct | tactgtcatg | ccatccgtaa | 2640 |
| gatgcttttc | tgtgactggg | gagtaactca | ccaagtcatt | ctgagaatag | tgtatgcggc | 2700 |
| gaccgagttg | ctcttgcccc | gcgtcaatac | gggataatac | cgcgccacat | agcagaactt | 2760 |

-continued

```

taaaagtgct catcattgga aaacgttctt cggggcgaaa actctcaagg atcttaccgc 2820
tgttagagatc cagttcagatg taaccacctc gtgcacccaa ctgatcttca gcatctttta 2880
ctttcaccag cgtttctggg tgagcaaaaa caggaaggca aaatgccgca aaaaagggaa 2940
taaggcgac acggaatgt tgaatactca tactcttcct ttttcaatat tattgaagca 3000
tttatcaggg ttattgtctc atgagcggat acatatttga atgtatttag aaaaataaac 3060
aaataggggt tccgcgcaca tttcccgaa aagtgccacc tgacgcgcc tgtagcggcg 3120
cattaagcgc ggcggtgtg gtggttacgc gcagcgtgac cgctacactt gccagcggc 3180
tagcggccgc tccttcgct tcttccctt cctttctcgc caggttcgcc ggttttccc 3240
gtcaagctct aaatcggggg ctccctttag ggttcgatt tagtgcttta cggcacctcg 3300
acccccaaaa acttgattag ggtgatggt cactagtagg gccatcgccc tgatagacgg 3360
tttttcgccc ttgacgttg gagtccacgt tctttaatag tggactcttg ttccaaactg 3420
gaacaacact caaccctatc tcggtctatt cttttgattt ataagggtt ttgccgattt 3480
cggcctattg gtaaaaaat gagctgattt aacaaaaatt taacgcgaat ttaacaaaa 3540
tattaacgtt tacaatttcc cattcgccat tcaggctgcg caactgttgg gaaggcgcat 3600
cggtgccggc ctcttcgcta ttacgccagc ccaagctacc atgataagta agtaatatta 3660
aggtagcgga ggtacttgga gcggccgcaa taaaatatct ttattttcat tacatctgtg 3720
tgttggtttt ttgtgtgaat cgatagtact aacatacgt ctccatcaaa acaaacgaa 3780
acaaaacaaa ctagcaaaat aggctgtccc cagtgcgaagt gcagggtgcca gaacatttct 3840
ctatcgatag gtaccgagct cttacgcgtg ctaccccgga tgtacgggcc agatatacgc 3900
gttgacattg attattgact agttattaat agtaatcaat tacgggttca ttagttcata 3960
gcccataat ggagtccgc gttacataac ttacggtaaa tgcccgcct ggctgaccgc 4020
ccaacgaccc ccgcccattg acgtcaataa tgacgtatgt tcccatagta acgccaatag 4080
ggactttcca ttgacgtcaa tgggtggact atttacggt aactgccac ttggcagtac 4140
atcaagtga tcatatgcca agtacgccc ctattgacgt caatgacggt aaatggccg 4200
cctggcatta tgcccagtac atgaccttat gggactttcc tacttggcag tacatctacg 4260
tattagtcat cgctattacc atgcattgct ttgaccttg ccttactggt ggctctcctg 4320
gtgctta 4327

```

```

<210> SEQ ID NO 25
<211> LENGTH: 244
<212> TYPE: DNA
<213> ORGANISM: Artificial Sequence
<220> FEATURE:
<223> OTHER INFORMATION: The RRE (rev responsive element) sequence

<400> SEQUENCE: 25

```

```

aattgaggag ctttgttcct tgggttcttg ggagcagcag gaagcactat gggcgagcg 60
tcaatgacgc tgacgttaca ggccagacaa ttattgtctg gtatagtga gcagcagaac 120
aatttgctga gggctattga ggcgcaacag catctgttgc aactcacagt ctggggcatc 180
aagcagctcc aggcaagaat cctggctgtg gaaagatacc taaaggatca acagctcctg 240
gtac 244

```

-continued

<210> SEQ ID NO 26
<211> LENGTH: 158
<212> TYPE: DNA
<213> ORGANISM: Artificial Sequence
<220> FEATURE:
<223> OTHER INFORMATION: The ALV CTE (constitutive transport element)
sequence

<400> SEQUENCE: 26

aatgtgggga gggcaaggct tgcgaatcgg gttgtaacgg gcaaggcttg actgagggga 60
caatagcatg tttagcgcaa aagcggggct tcggttgtag gcggttagga gtcccctcag 120
gatatagtag tttcgctttt gcatagggag ggggaaat 158

<210> SEQ ID NO 27
<211> LENGTH: 55
<212> TYPE: DNA
<213> ORGANISM: Artificial Sequence
<220> FEATURE:
<223> OTHER INFORMATION: p10.0-OM-IFN-1 Primer

<400> SEQUENCE: 27

ggcgctgacg gatccggttaa ccctagaact agtggatctc tgccttgtag ctgac 55

<210> SEQ ID NO 28
<211> LENGTH: 31
<212> TYPE: DNA
<213> ORGANISM: Artificial Sequence
<220> FEATURE:
<223> OTHER INFORMATION: p10.0-OM-IFN-2

<400> SEQUENCE: 28

ggcctcgagc ctagactttt tactccttag a 31

<210> SEQ ID NO 29
<211> LENGTH: 346
<212> TYPE: DNA
<213> ORGANISM: Artificial Sequence
<220> FEATURE:
<223> OTHER INFORMATION: ALV vector 5' LTR sequence

<400> SEQUENCE: 29

aatgtagtct tatgcaatac tcttgtagtc ttgcaacatg cttatgtaac gatgagttag 60
caacatgcct tataaggaga gaaaaagcac cgtgcatgcc gattggtggg agtaaggtgg 120
tatgatcgty gtatgatcgt gccttgtagg gaaggcaaca gacgggtota acacggattg 180
gacgaaccac tgaattccgc attgcagaga tattgtatct aagtgcctag ctcgatacaa 240
taaacgccat ttgaccattc accacattgg tgtgcacctg ggttgatggc cggaccgttg 300
attccctgrc gactacgagc acatgcatga agcagaaggc ttcatt 346

What is claimed is:

1. A transgenic avian containing in its genome an exogenous nucleotide sequence comprising a promoter component and a SIN vector wherein the exogenous nucleotide sequence is integrated into the genome and the avian produces an exogenous protein which is deposited in a hard shell egg laid by the avian.

2. The transgenic avian of claim 1 wherein the promoter component is an oviduct specific promoter.

3. The transgenic avian of claim 1 wherein the avian is selected from the group consisting of a chicken, a turkey and a quail.

4. The transgenic avian of claim 1 wherein the promoter component is linked to a coding sequence exogenous to the avian.

5. The transgenic avian of claim 1 wherein the promoter component is an avian ovomucoid promoter component.

6. The transgenic avian of claim 1 wherein the promoter component is an avian ovalbumin promoter component.

7. The transgenic avian of claim 1 wherein the promoter component is an avian lysozyme promoter component.

8. The transgenic avian of claim 1 wherein the exogenous protein is a therapeutic protein.

9. The transgenic avian of claim 1 wherein the exogenous protein is a cytokine.

10. The transgenic avian of claim 1 wherein the exogenous protein is selected from the group consisting of erythropoietin, GM-CSF, interferon, fusion protein, CTLA4-Fc fusion protein, growth hormones, cytokines, structural, interferon, lysozyme, β -casein, albumin, α -1 antitrypsin, antithrombin III, collagen, factors VIII, IX, X (and the like), fibrinogen, lactoferrin, protein C, tissue-type plasminogen activator (tPA), somatotropin, and chymotrypsin, immunoglobulins, antibodies, immunotoxins, factor VIII, b-domain deleted factor VIII, factor VIIa, factor IX, anticoagulants; hirudin, alteplase, tpa, reteplase, tpa, tpa—3 of 5 domains deleted, insulin, insulin lispro, insulin aspart, insulin glargine, long-acting insulin analogs, glucagons, tsh, follitropin-beta, fsh, pdgh, inf-beta, inf-alpha 1, ifn-alpha 2, inf-beta, inf-beta 1b, ifn-beta 1a, ifn-gamma, ifn-gamma 1b, il-2, il-1 1, hbsag, ospa, dornase-alpha dnase, beta glucocerebrosidase, tnfr-lgg fragment fusion protein laronidase, dnaases, alefacept, tositumomab, murine mab, alemtuzumab, rasburicase, agalsidase beta, teriparatide, parathyroid hormone derivatives, adalimumab (lggl), anakinra, biological modifier, nesiritide, human b-type natriuretic peptide (hbnp), colony stimulating factors, pegvisomant, human growth hormone receptor antagonist, recombinant activated protein c, omalizumab, immunoglobulin e (ige) blocker, lbrutumomab tiuxetan, ACTH, glucagon, somatostatin, somatotropin, thymosin, parathyroid hormone, pigmentary hormones, somatomedin, luteinizing hormone, chorionic gonadotropin, hypothalamic releasing factors, etanercept, antidiuretic hormones, prolactin and thyroid stimulating hormone, an immunoglobulin polypeptide, immunoglobulin polypeptide D region, immunoglobulin polypeptide J region, immunoglobulin polypeptide C region, immunoglobulin light chain, immunoglobulin heavy chain, an immunoglobulin heavy chain variable region, an immunoglobulin light chain variable region and a linker peptide.

11. The transgenic avian of claim 1 wherein the retrovirus is selected from the group consisting of avian leukosis virus

vector (ALV), a murine leukemia virus (MLV) retroviral vector, moloney murine leukemia Virus (MMLV) and a lentiviral vector.

12. A transgenic avian comprising an oviduct cell which contains an exogenous nucleotide sequence comprising a promoter component linked to an exogenous coding sequence contained in an integrated SIN vector wherein the exogenous coding sequence is expressed in the oviduct cell and is secreted from the oviduct cell.

13. The transgenic avian of claim 12 wherein the avian is a chicken.

14. The transgenic avian of claim 12 wherein the oviduct cell is a tubular gland cell.

15. The transgenic avian of claim 12 wherein the promoter component is an avian ovomucoid promoter component.

16. The transgenic avian of claim 12 wherein the promoter component is an avian ovalbumin promoter component.

17. The transgenic avian of claim 12 wherein the promoter component is an avian lysozyme promoter component.

18. A method of producing an exogenous protein comprising producing a transgenic avian having a nucleotide sequence in its genome comprising a vector which is at least one of a SIN vector and an SC negative vector wherein the nucleotide sequence comprises a promoter component linked to an exogenous coding sequence.

19. The method of claim 18 wherein the exogenous coding sequence encodes a human protein.

20. The method of claim 18 wherein the exogenous coding sequence encodes a therapeutic protein.

21. The method of claim 18 wherein the promoter component comprises a functional promoter sequence of a promoter selected from the group consisting of avian ovalbumin promoter component, avian ovomucoid promoter component, avian lysozyme promoter component and avian conalbumin promoter component.

22. The method of claim 18 wherein the avian is a chicken.

23. A transgenic avian containing in its genome an exogenous nucleotide sequence comprising a promoter component and a SC negative vector wherein the exogenous nucleotide sequence is integrated into the genome and the avian produces an exogenous protein.

24. The transgenic avian of claim 23 wherein the promoter component comprises a functional promoter sequence of a promoter selected from the group consisting of avian ovalbumin promoter component, avian ovomucoid promoter component and avian lysozyme promoter component.

25. A nucleic acid 90% identical to a nucleic acid molecule selected from the group consisting of nucleotide sequences that contain:

1. 3.5 kb OV fragment (includes DHS I, II & III)

5' UTR-5' portion (from Exon L)

5' UTR-3' portion (from Exon 1);

2. 3.5 kb OV fragment (includes DHS I, II & III)

5' UTR-5' portion (from Exon L)

Intron A

5' UTR-3' portion (from Exon 1)

3' UTR;

3. 3.5 kb OV fragment (includes DHS I, II & III)
5' UTR-5' portion (from Exon L)
Intron A
5' UTR-3' portion (from Exon 1);
4. 3.5 kb OV fragment (includes DHS I, II & III)
5' UTR-5' portion (from Exon L)
5' UTR-3' portion (from Exon 1)
3' UTR;
5. 3.5 kb OV fragment (includes DHS I, II & III)
5' UTR-5' portion (from Exon L)
Intron A
5' UTR-3' portion (from Exon 1)
3' UTR/DHSA(bp 13576 to 15163 of FIG. 8);
6. 3.5 kb OV fragment (includes DHS I, II & III)
5' UTR-5' portion (from Exon L)
5' UTR-3' portion (from Exon 1)
3' UTR/DHSA(bp 13576 to 15163 of FIG. 8);
7. 3.5 kb OV fragment (includes DHS I, II & III)
5' UTR-5' portion (from Exon L)
Intron A
5' UTR-3' portion (from Exon 1)
partial 3' UTR
RRE;
8. ALV CTE
3.5 kb OV fragment (includes DHS I, II & III)
5' UTR-5' portion (from Exon L)

Intron A
5' UTR-3' portion (from Exon 1)
partial 3' UTR;
wherein,
3.5 kb OV fragment (includes DHS I, II & III): Start: 3199
End: 6659 of FIG. 8 (SEQ ID NO: 22);
5' UTR-5' portion (from Exon L): Start: 6659 End: 6705
of FIG. 8 (SEQ ID NO: 22);
5' UTR-3' portion (from Exon 1): Start: 8295 End: 8311
of FIG. 8 (SEQ ID NO: 22);
3' UTR: Start: 13576 End: 14209 of FIG. 8 (SEQ ID NO:
22);
partial 3' UTR: Start 13576 End: 13996 of FIG. 8 (SEQ
ID NO: 22);
Intron A: Start: 6706 End: 8294 of FIG. 8 (SEQ ID NO:
22);
Exon L: Start: 6659 End: 6705 of FIG. 8 (SEQ ID NO:
22);
Exon 1: Start: 8295 End: 8478 of FIG. 8 (SEQ ID NO:
22);
DHS III: Start: 3253 End: 3559 of FIG. 8 (SEQ ID NO:
22);
DHS II: Start: 5629 End: 6009 of FIG. 8 (SEQ ID NO:
22);
DHS I: Start: 6359 End: 6659 of FIG. 8 (SEQ ID NO: 22);
and
RRE: shown in FIG. 9a (SEQ ID NO: 25)
ALV CTE shown in FIG. 9b (SEQ ID NO: 26)

* * * * *