

[54] FLAGHOLDER

[76] Inventor: Gary R. Tick, 319 N. Navarra Dr.,
Scotts Valley, Calif. 95066

[**] Term: 14 Years

[21] Appl. No.: 216,732

[22] Filed: Jul. 1, 1988

[52] U.S. Cl. D11/182; D8/394

[58] Field of Search D11/182, 181; D8/373,
D8/376, 394; 24/509, 510; 248/230, 231.8, 514,
538, 534, 289.1, 291, 489; 116/173

[56] References Cited

U.S. PATENT DOCUMENTS

D. 248,347	7/1978	McCollum	D8/373
D. 295,730	5/1988	Blackburn	D11/181
D. 297,616	9/1988	Doty et al.	D8/373
3,049,323	8/1962	Peterka	248/489
3,643,902	2/1972	Gualano	.	
3,735,724	5/1973	Miller	.	
3,786,778	1/1974	Palmer et al.	.	
3,797,450	3/1974	Frisbee	.	

4,121,803	10/1978	Garrick	.	
4,122,796	10/1978	Pressler et al.	.	
4,325,484	4/1982	Berry	D8/373
4,375,134	3/1983	Sheetz	.	
4,545,320	10/1985	Lewis et al.	.	
4,590,883	5/1986	Steed et al.	.	
4,605,190	8/1986	Kamp	248/231.8

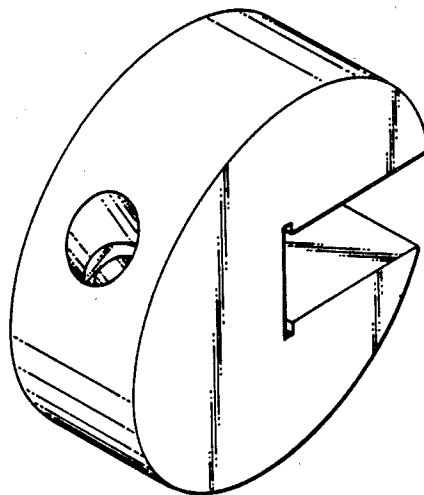
Primary Examiner—B. J. Bullock
Assistant Examiner—Dominic Simone
Attorney, Agent, or Firm—Townsend and Townsend

[57] CLAIM

The ornamental design for a flagholder, as shown and described.

DESCRIPTION

FIG. 1 is a perspective view of a flagholder showing my new design;
FIG. 2 is a top plan view thereof;
FIG. 3 is a front elevational view thereof;
FIG. 4 is a right side elevational view thereof, the left side elevational view being a mirror image;
FIG. 5 is a back elevational view thereof; and
FIG. 6 is a bottom plan view thereof.






FIG._2.

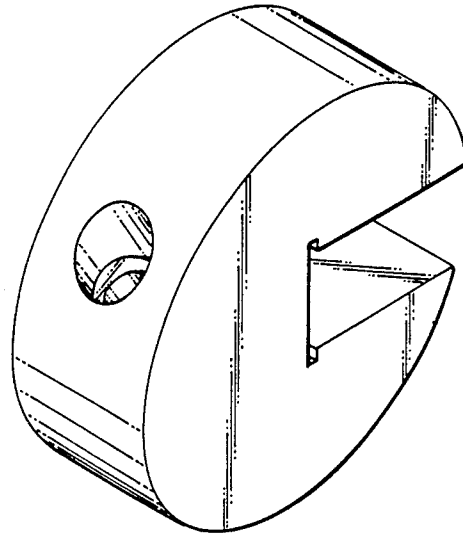


FIG._1.

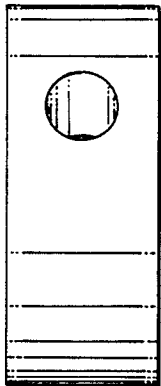


FIG._3.

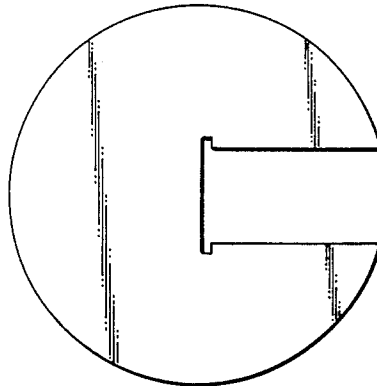


FIG._4.

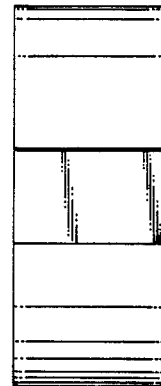


FIG._5.




FIG._6.