(No Model.)

J. H. MOUNT.

NECKBAND RING FOR SHIRT IRONING BOARDS.

No. 590,070. Patented Sept. 14, 1897.

Fig. 1.

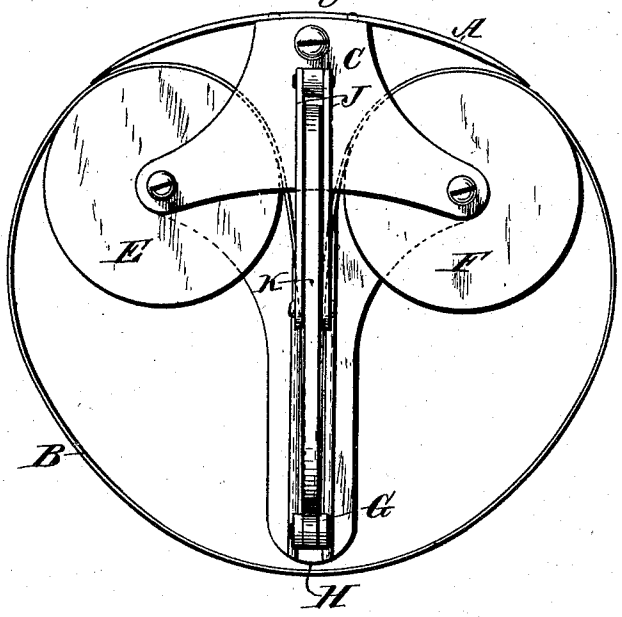

Fig. 2.

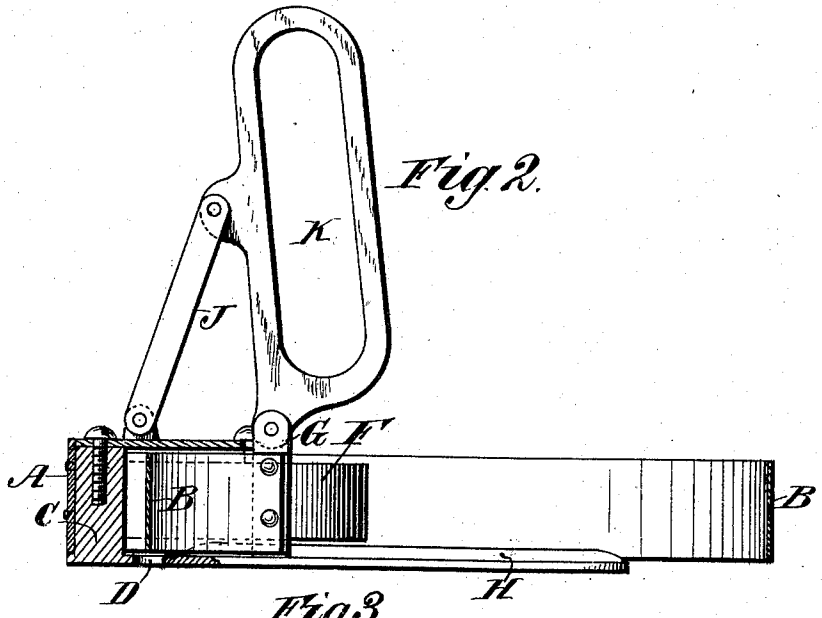

Fig. 3.

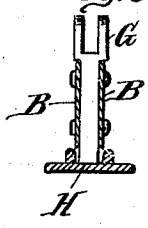

Witnesses.
B. M. Scott.
Chester Higgins.

Inventor.
James H. Mount
By Burgess & Bard
Attorneys

THE NORRIS PETERS CO., PHOTO-LITHO., WASHINGTON, D. C.

UNITED STATES PATENT OFFICE.

JAMES H. MOUNT, OF JAMESBURG, NEW JERSEY.

NECKBAND-RING FOR SHIRT IRONING-BOARDS.

SPECIFICATION forming part of Letters Patent No. 590,070, dated September 14, 1897.

Application filed June 19, 1896. Serial No. 596,125. (No model.)

To all whom it may concern:

Be it known that I, JAMES H. MOUNT, a citizen of the United States, residing in Jamesburg, Middlesex county, State of New Jersey, have invented a new and useful Improvement in a Neckband-Ring for Shirt Ironing-Boards, of which the following is a specification.

My invention relates to expanding rings particularly adapted to shirt ironing-boards for insertion in the neckband of the shirt preparatory to ironing the same, and is intended to be an improvement on the neckband-ring illustrated in Letters Patent issued to me January 22, 1889, numbered 396,416.

The main object of my improvement is to provide simple and effective means for contracting the neckband-ring prior to its insertion in the neckband and for expanding the ring after said insertion.

To this end my invention comprises, briefly, a fixed ring section which acts as a base and an expanding section made of an elastic strip and connected to the base section, pulleys around which the expanding section is guided in contracting or expanding the ring, a handle for expanding or contracting the elastic section, and a connection, as a toggle-lever, for contracting or expanding the elastic section by means of the handle and for locking the ring in its contracted position.

In order that my invention may be clearly ascertained, I shall first describe in detail the mode in which I practice my invention, and then particularly point out the invention in the claims.

Reference is to be had to the accompanying drawings, forming a part of this specification, in which the same parts are designated by like letters in all of the figures.

Figure 1 is a plan view of a neckband-ring embodying my invention and contracted. Fig. 2 is a cross-sectional view of the same when expanded. Fig. 3 is a cross-sectional view taken at right angles to Fig. 2.

I make the body of the ring by preference of two sections A B of thin elastic metallic strips, the section A being secured to a rigid base C, which is by preference provided with an aperture D for reception of the ironing-board pin, as illustrated in my aforesaid Letters Patent, No. 396,416, and the section B, arranged with its ends running together inside the ends of the base-section A. On the base C, I mount two guide-pulleys E F, around and between which the two ends of the section B, which are united by a yoke G, run, and the yoke G moves in a rail H, fixed to the base C, so that the united ends of section B will be guided in a straight line inward toward the middle of said section B. For pulling in the united ends of section B and thus contracting the ring, I connect the yoke G with the base C by a toggle-lever J, one member of which toggle-lever forms a convenient handle K. With this construction, by swinging the handle K on the other member of the toggle-lever J until the three joints of said toggle-lever are in line, section B will be pulled inward and contracted and will be locked in such position. The neckband-ring is then adjusted for insertion in the neckband of the shirt. After such insertion the handle K is swung in the opposite direction on the other member of the toggle-lever, when the elasticity of the section B will cause the same to expand, as shown in Fig. 2, and tightly expand the neckband of the shirt, so that it can be ironed. It is evident that the neckband can be made circular in form, or of any other shape desired.

I claim as my invention—

1. The neckband-ring comprising the elements herein described as a rigid base to be fixed to the ironing-board, a pair of pulleys mounted on the base, an elastic ring section A, fixed to the base, an expanding ring section B, whose ends run inside the ends of the section A, and around and between the pulleys, and means for drawing the ends of the section B inward between the pulleys and locking them in such position.

2. The neckband-ring comprising the elements herein described as a base, having a rail, to be fixed to the ironing-board, a pair of pulleys mounted on the base, an elastic ring section A fixed to the base, an expanding ring section B, whose ends run inside the ends of the section A, around and between the pulleys, and inward along said base-rail, and a handled toggle-lever connecting the base with the traveling ends of the expanding ring section B for drawing said ends inward and locking them and contracting the ring.

In testimony whereof I have hereunto set my hand the 19th day of February, 1896.

JAMES H. MOUNT.

Witnesses:
WILLIAM R. BAIRD,
CLARENCE L. BURGER.