



US00D869224S

(12) **United States Design Patent**
Szabo

(10) **Patent No.:** **US D869,224 S**

(45) **Date of Patent:** **** Dec. 10, 2019**

- (54) **MILK FROTHER**
- (71) Applicant: **KONINKLIJKE PHILIPS N.V.**,
Eindhoven (NL)
- (72) Inventor: **Ede Szabo**, Eindhoven (NL)
- (73) Assignee: **KONINKLIJKE PHILIPS N.V.**,
Eindhoven (NL)

D601,391	S	*	10/2009	Chiang	D7/665
D646,108	S	*	10/2011	Zoppellari	D7/306
D648,972	S	*	11/2011	Buttler	D7/306
D654,754	S	*	2/2012	Zoppellari	D7/306
D710,140	S	*	8/2014	De'Longhi	D7/306
D718,573	S	*	12/2014	De Pra	D7/300
D736,025	S	*	8/2015	Kestenbaum	D7/309
D775,491	S	*	1/2017	Brinkley	D7/372
D816,393	S	*	5/2018	Sandberg	D7/368
2017/0303735	A1	*	10/2017	Balkau	A47J 31/4485

(**) Term: **15 Years**

(21) Appl. No.: **29/636,772**

(22) Filed: **Feb. 12, 2018**

(30) **Foreign Application Priority Data**

Aug. 28, 2017 (EP) 004168201-0002

(51) **LOC (12) CL.** **31-00**

(52) **U.S. CL.**
USPC **D7/376**

(58) **Field of Classification Search**

USPC D7/306, 309, 372, 374, 376, 377, 378,
D7/379, 380, 381, 383, 384, 385, 386,
D7/412, 413, 598, 694

CPC .. A47J 43/04; A47J 43/25; A47J 43/27; A47J
43/042; A47J 43/044; A47J 43/046; A47J
43/075; A47J 43/0722; A47J 43/0727;
A47J 42/40; A21C 1/02; A21C 1/04;
A23G 9/045; A23N 1/00; A23N 1/02;
B01F 3/00; B01F 3/0807; B01F 3/0853;
B01F 13/0059; B01F 13/0064; B02C
1/08; B02C 2/04; B02C 4/42; B02C
4/142; B02C 4/143; B02C 4/423; B02C
13/1835; B28C 5/10; B28C 5/12; B28C
5/14; B28C 5/16

See application file for complete search history.

(56) **References Cited**

U.S. PATENT DOCUMENTS

D413,761	S	*	9/1999	Conran	D7/376
D531,444	S	*	11/2006	Ohashi	D7/306

OTHER PUBLICATIONS

Saeco HD8838/47 Stainless Steel Syntia Cappuccino Machine,
posted Mar. 3, 2012 [online], retrieved Jan. 16, 2019, retrieved from
internet, <<https://www.amazon.com/Saeco-HD8838-47-Stainless-Cappuccino/dp/B00771YTL6>>.*

(Continued)

Primary Examiner — Michelle E. Wilson

Assistant Examiner — Messina L Smith

(57) **CLAIM**

The ornamental design for a milk frother, as shown and
described.

DESCRIPTION

FIG. 1 is a perspective view of a milk frother showing my
new design;

FIG. 2 is a right side elevational view thereof;

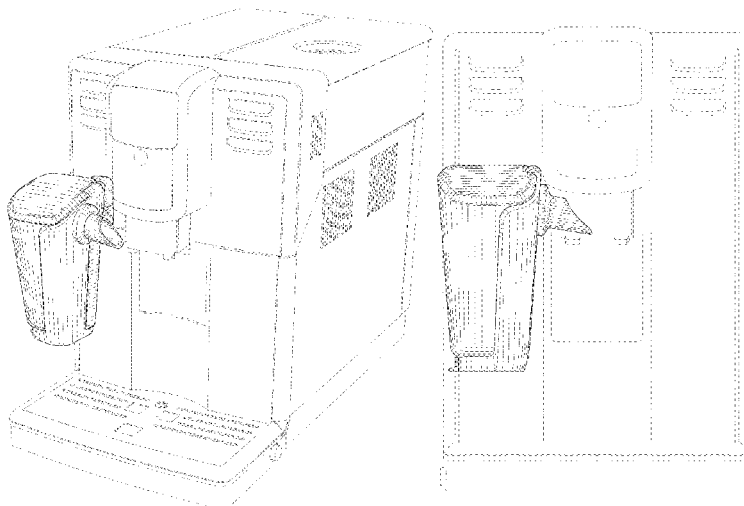
FIG. 3 is a left side elevational view thereof;

FIG. 4 is a front elevational view thereof; and,

FIG. 5 is a top plan view thereof.

The broken line showing of a coffee maker in FIGS. 1-5
depicts environment and forms no part of the claimed
design. All other broken lines depict portions of the milk
frother that form no part of the claimed design.

1 Claim, 5 Drawing Sheets



(56)

References Cited

OTHER PUBLICATIONS

Best Espresso Machines with Integrated Automatic Milk Frothers, no posting date given [online], retrieved Jan. 16, 2019, retrieved from internet, <<https://www.super-espresso.com/best-espresso-machines-with-integrated-automatic-milk-frothers/>>.*

Nespresso Lattissima Touch Original Espresso Machine with Milk Frother, posted Feb. 16, 2018 [online], retrieved Jan. 16, 2019, retrieved from internet, <<https://www.amazon.com/Nespresso-Lattissima-Original-Espresso-DeLonghi/dp/B079WD2QZN>>.*

* cited by examiner




FIG. 1

FIG. 2

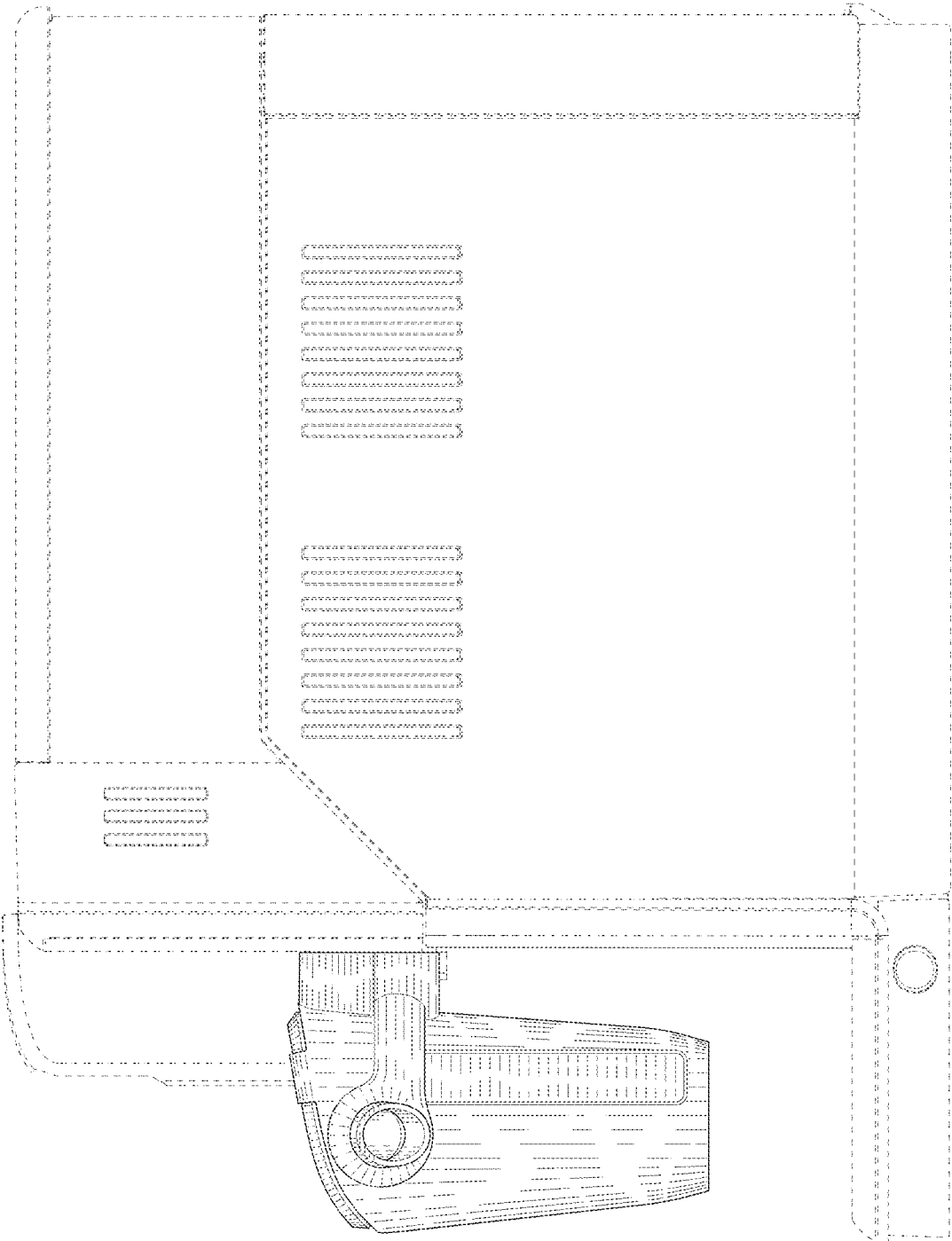
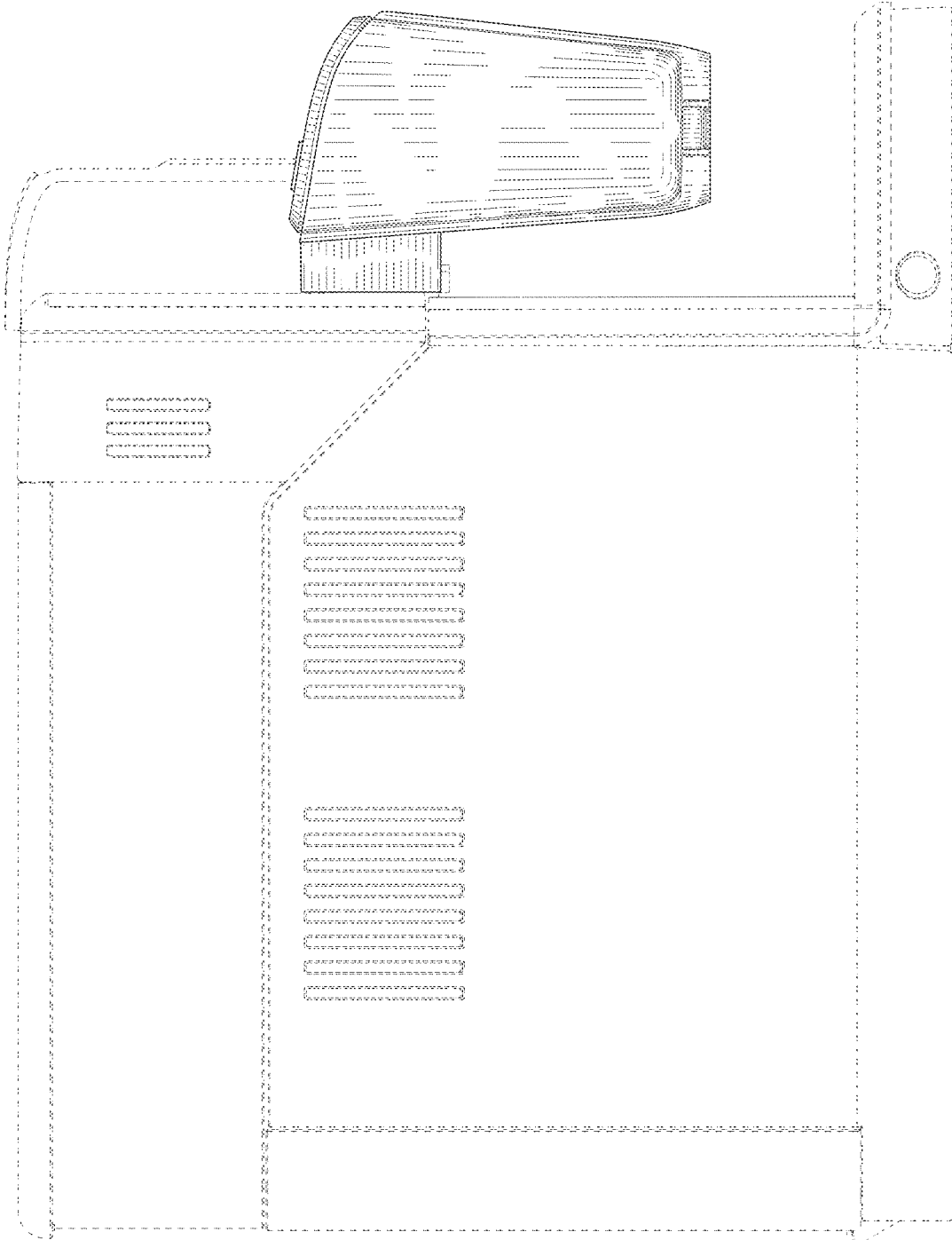


FIG. 3






FIG. 4

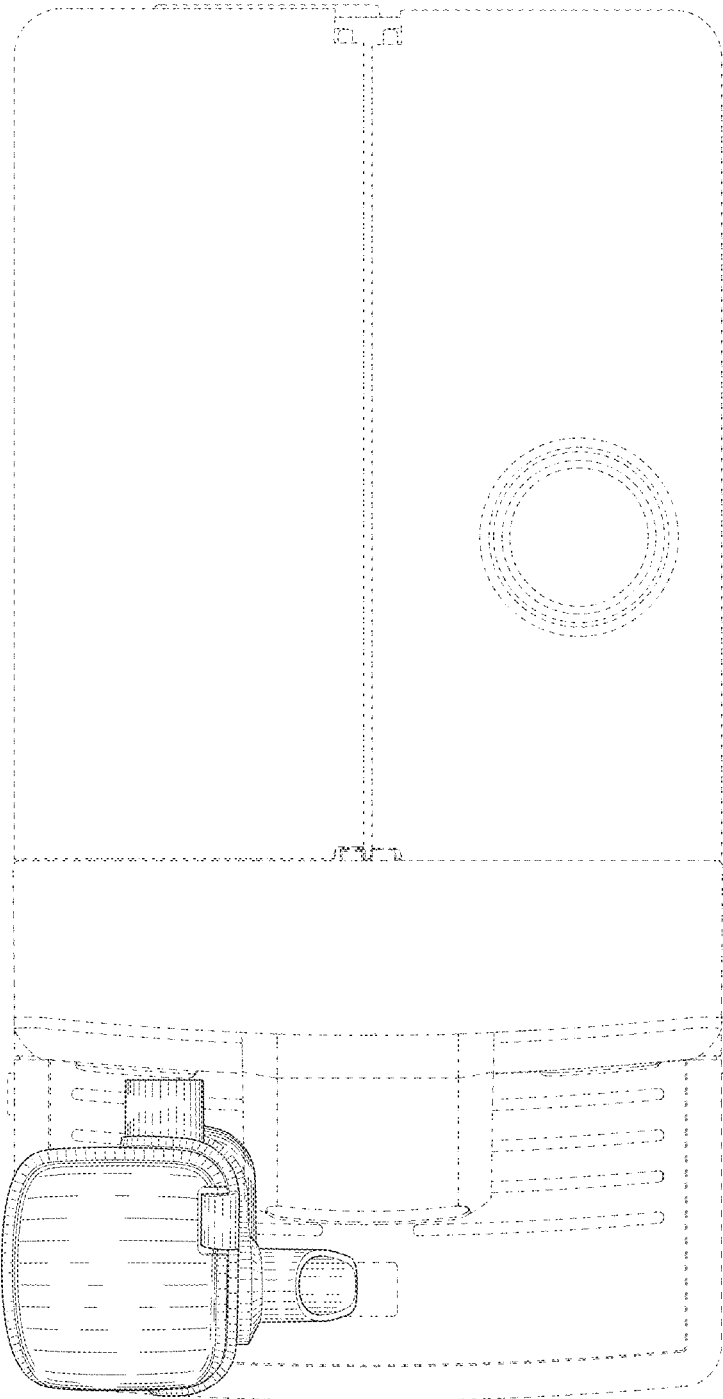


FIG. 5