



US00D398643S

United States Patent [19]
Izushima

[11] **Patent Number: Des. 398,643**
[45] **Date of Patent: **Sep. 22, 1998**

[54] **WRITING INSTRUMENT**
[75] Inventor: **Hiromichi Izushima**, Kawagoe, Japan
[73] Assignee: **Kotobuki & Co., Ltd.**, Kyoto, Japan
[**] Term: **14 Years**

D. 382,016 8/1997 Takahashi D19/51
D. 390,872 2/1998 Sunaga D19/36

Primary Examiner—Martie K. Holtje
Attorney, Agent, or Firm—Trojan Law Offices

[21] Appl. No.: **76,254**
[22] Filed: **Sep. 3, 1997**

[57] **CLAIM**

The ornamental design for a writing instrument, as shown and described.

[30] **Foreign Application Priority Data**
Mar. 31, 1997 [JP] Japan 9-9193

DESCRIPTION

[51] **LOC (6) Cl.** **19-06**
[52] **U.S. Cl.** **D19/51; D19/48; D19/56**
[58] **Field of Search** D19/35, 36, 41-51,
D19/53-58, 81-85; 401/99, 100, 103, 104,
110, 116, 209

FIG. 1 is a front elevational view of the writing instrument according to the present invention;
FIG. 2 is a right side elevational view of the writing instrument, the left side being a mirror image of the right side;
FIG. 3 is a rear elevational view of the writing instrument;
FIG. 4 is a top plan view of the writing instrument;
FIG. 5 is a bottom plan view of the writing instrument;
FIG. 6 is a top, right side perspective view of the writing instrument; and,
FIG. 7 is a front elevational view of the writing instrument, with the writing tip of the writing instrument being extended.

[56] **References Cited**
U.S. PATENT DOCUMENTS
D. 124,248 12/1940 Dreyfuss D19/48
D. 375,525 11/1996 Boix Gacia D19/51
D. 377,195 1/1997 Takahashi D19/56 X

1 Claim, 2 Drawing Sheets

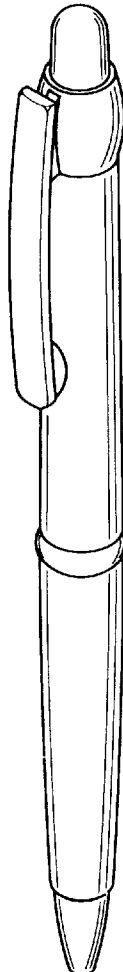


FIG. 4 FIG. 5



FIG. 2 FIG. 1 FIG. 3


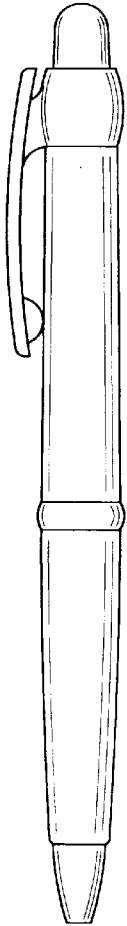


FIG. 7

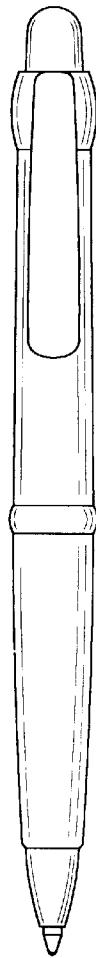


FIG. 6

