



(22) Date de dépôt/Filing Date: 1991/03/26

(41) Mise à la disp. pub./Open to Public Insp.: 1991/09/30

(45) Date de délivrance/Issue Date: 2002/01/22

(30) Priorités/Priorities: 1990/03/29 (07/501,688) US;
1990/03/29 (07/501,685) US; 1990/03/29 (07/501,684) US;
1990/03/29 (07/501,683) US; 1990/03/29 (07/501,682) US;
1990/03/29 (07/501,620) US

(51) Cl.Int.⁵/Int.Cl.⁵ H04N 7/16

(72) Inventeurs/Inventors:

Teare, Melvin J., US;
Sidlo, Clarence M., US;
Walker, Stephen S., US

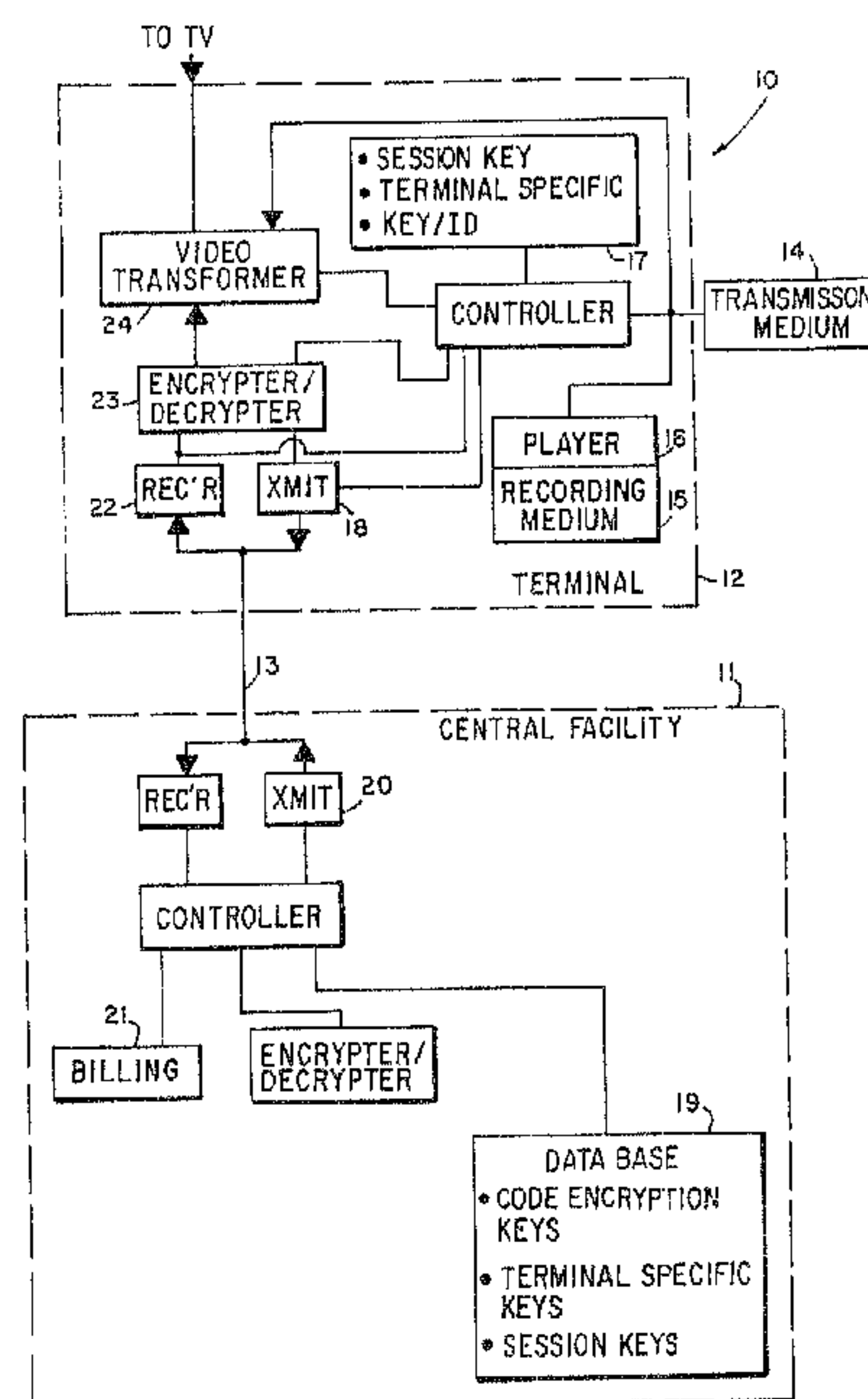
(73) Propriétaire/Owner:

GTE LABORATORIES INCORPORATED, US

(74) Agent: R. WILLIAM WRAY & ASSOCIATES

(54) Titre : DISPOSITIF DE COMMANDE VIDEO

(54) Title: VIDEO CONTROL SYSTEM



(57) Abrégé/Abstract:

A video system (10) includes a central facility (11) and a terminal (12). Video program means provide the terminal (12) with a video program including a series of television fields including a first field containing both a random digital code encrypted according to a code encryption key and program identification data, and a second field containing an unintelligible video signal previously transformed from an intelligible video signal according to the random digital code. The terminal (12) includes means for sending the program identification data to the central facility (11). The central facility (11) includes a data base (19) for storing and retrieving at least one code encryption key corresponding to the program identification data and means for sending the code encryption key from the central facility (11) to the terminal (12). The terminal (12) further includes means for receiving the code encryption key from the central facility (11), decrypting means (23) for decrypting the encrypted digital code of the first frame in accordance with the code encryption key and means for transforming the unintelligible video signal of the second frame to the intelligible video signal using the decrypted random digital code. The video program means may transmit the program to said terminal or be located at the terminal (12) for playing a video recording medium (15) storing the program. A video recording medium (15) storing the program is also claimed.



VIDEO CONTROL SYSTEMABSTRACT

5 A video system (10) includes a central facility (11) and a terminal (12). Video program means provide the terminal (12) with a video program including a series of television fields including a first field containing both a random digital code encrypted according to a code
10 encryption key and program identification data, and a second field containing an unintelligible video signal previously transformed from an intelligible video signal according to the random digital code. The terminal (12) includes means for sending the program identification data
15 to the central facility (11). The central facility (11) includes a data base (19) for storing and retrieving at least one code encryption key corresponding to the program identification data and means for sending the code encryption key from the central facility (11) to the
20 terminal (12). The terminal (12) further includes means for receiving the code encryption key from the central facility (11), decrypting means (23) for decrypting the encrypted digital code of the first frame in accordance with the code encryption key and means for transforming
25 the unintelligible video signal of the second frame to the intelligible video signal using the decrypted random digital code. The video program means may transmit the program to said terminal or be located at the terminal (12) for playing a video recording medium (15) storing the
30 program. A video recording medium (15) storing the program is also claimed.

VIDEO CONTROL SYSTEM

This invention is concerned with video control systems. It is desirable to provide a video control
5 system which decrypts encrypted broadcasts or recorded copies of video material such that the subsequent viewing is controlled. This allows the owner to either forbid viewing, or collect revenue at his or her discretion.

In the prior art, a software distribution system is
10 known wherein a computer program is downloaded once, followed by an access key to allow use of it on each subsequent use. This system uses a dynamic key that constantly changes, and is directly related to a user's decoder box, both by ID and an internal dynamic counter.

15 Also known is a video system that autonomously controls the viewing of a recording for either 24 hours or once only. It does not have the power of control desired.

Briefly, a video system includes a central facility
20 and a terminal. Video program means provide the terminal with a video program including a series of television fields including a first field containing both a random digital code encrypted according to a code encryption key and program identification data, and a second field
25 containing an unintelligible video signal previously transformed from an intelligible video signal according to the random digital code. The terminal includes means for sending the program identification data to the central facility. The central facility includes a data base for
30 storing and retrieving at least one code encryption key corresponding to the program identification data and means for sending the code encryption key from the central facility to the terminal. The terminal further includes means for receiving the code encryption key from the
35 central facility, decrypting means for decrypting the encrypted digital code of the first frame in accordance

with the code encryption key and means for transforming the unintelligible video signal of the second frame to the intelligible video signal using the decrypted random digital code. The video program means may transmit the program to said terminal or be located at the terminal for playing a video recording medium storing the program. A video recording medium storing the program is also claimed.

10 In the drawings:

Figure 1 is a block diagram of a video system embodying the invention; and

Figure 2 shows an encryption arrangement according to the invention.

15

Reference is made to Figure 1 which is a block diagram of a video system 10 embodying the invention. The video system comprises a central facility 11, a terminal 12, and a duplex communication link 13 between central facility 11 and terminal 12. An overview of the system is first given.

Terminal 12 is provided with a video program including a series of television fields including first field containing both a random digital code encrypted according to a code encryption key and program identification data, and a second field containing an unintelligible video signal previously transformed from an intelligible video signal according to the random digital code.

The video program may be transmitted by broadcast, cable, satellite, fiber, or any other transmission medium 14. Alternatively the video program may be stored on a video recording medium 15 such as magnetic tape or video disk and played by player 16. The unintelligible video signal may be either analog or digital.

35 A second field containing both a random digital code encrypted according to a code encryption key and program

identification data, and is followed according to a third field containing an unintelligible video signal previously transformed from an intelligible video signal according to the random digital code of the second field.

5 Terminal 12 includes means 17 to store terminal identification data and means to send to the central facility 11 the terminal identification data and the program identification data over link 13.

10 Central facility 11 includes a data base 19 for storing and retrieving at least one code encryption key corresponding to the program identification data, means 20 for sending the code encryption key from the central facility 11 to the terminal 12, and means 21 for generating billing data based on both terminal identification
15 data and program identification data.

20 Terminal 12 further including means 22 for receiving the code encryption key from central facility 11, decrypting means 23 for decrypting the encrypted random digital code of the first frame in accordance with the
code encryption key, and means 24 for transforming the unintelligible video signal of the second frame to the intelligible video signal using the decrypted random digital code.

25 Each terminal 12 may have a terminal specific encryption key and means 18 to send to the central facility the program identification data and the terminal 11 identification data encrypted according to the terminal specific encryption key. The central facility 11 has means for storing a duplicate of the terminal specific encryption
30 key, means for encrypting the code encryption key according to the terminal specific encryption key; and means for sending the encrypted code encryption key from central facility 11 to terminal 12.

35 Terminal 12 further includes means 22 for receiving the encrypted code encryption key from central facility 11, decryption means 23 for decrypting the code encryption

key according to the terminal specific encryption key, and decrypting the encrypted random digital code of the first frame in accordance with the code encryption key, and means 24 for transforming the unintelligible video signal
5 of the second frame to the intelligible video signal using the decrypted random digital code.

Terminal 12 includes means to encrypt the terminal identification data according to the terminal specific encryption key, means to send unencrypted terminal identi-
10 fication data and encrypted terminal identification data to the central facility, which in turn includes means to compare unencrypted and encrypted terminal identification data to verify terminal identity.

A plurality of code encryption keys may be used for
15 one program wherein a desired code encryption key is selected from the plurality of code encryption keys in accordance with code encryption key identification data corresponding to the random digital code.

Various features of the system are now discussed in
20 more detail.

System 10 controls the viewing of video programs, by which is meant any video material, either transmitted or recorded, in television format consisting of a series of fields of lines. Two interlaced fields make up a televi-
25 sion frame.

Video programs are rendered unintelligible, e.g. scrambled, by any analog or digital method, and are made intelligible, e.g. descrambled, using random digital codes located in fields. The random digital keys are themselves
30 encrypted, and decrypted by a one or more key obtained from a database located at the central facility, along with user-specific information at the time of viewing. The system does not stop copying, it controls viewing, while protecting revenues. As such, it can encourage
35 copying, which could ease the distribution issue by

controlling the playback such that revenue can be collected each time.

Preferably duplex communication link 13 is a continuous data channel between a terminal and a central facility
5 such as an ISDN D-channel or by modem over a regular phone line.

The video program is encrypted, and needs a decrypter in the terminal for viewing. The decrypter uses data embedded in the video program along with a data access to
10 correctly perform the decryption, so the process is completely controlled. The embedded data and key transfer from the remote database may be protected with public domain encryption techniques, providing high level security before first viewing.

15 The video program may be recorded as is, but it is still unviewable. To view it, the decrypter is used, along with the encrypted embedded data, and an access to a secure database, to perform the decryption. Recordings may be freely copied, but remain unviewable unless used with
20 the decrypter.

To view the programs requires access to the database using encrypted data transfer. This process yields the control of the video program, whether recording or transmission. The decrypter requires one or more keys that
25 arrives from the database. To get the key, information from the video program as well as terminal identification is sent to the database.

A direct Electronic funds Transfer (EFT) debit can be performed using the information. If the program is a
30 video store copy, the EFT could include the store fee and the copyright fee. Note that the video distribution to video stores becomes trivial, as they are encouraged to take a direct recording with a video store key, along with their authorized converter box, and make as many copies as
35 they like. The revenue control takes place at viewing time. This encourages a shareware type of distribution.

A passkey can be sent to the database, to allow viewing of questionable taste films by adults, controlling access by minors.

On the first access, the database will capture a
5 signature derived from the user's equipment and the recording, and store it for subsequent tracking. As there is a compelled database access in this process, data on usage may be collected. This same process may be used for revenue collection.

10 The system preferably uses at least one downloadable key, an encrypted video program that uses the key for decryption, and data stored in a field of the video program. It may be implemented in an all digital, analog, or mixed analog/digital environment.

15 The video programs are encrypted, with data relating to the programs, e.g. where and when, who transmitted it. The data may also contain part of the decryption key. This information would be extracted from the signal, and used to access a database, maintained by the program's
20 owners, to obtain an encrypted key for the decrypter. After a subscriber and/or a credit check is successfully completed, the one or more keys would be transmitted. At this time the owner has obtained usage data, with a specific user's ID, and has the option of billing him. If
25 it is a free program, at least the viewer data is available.

If a user records a transmission or another recording, he captures the encrypted signal, along with embedded data, as described above. This accomplishes the signature
30 part of the process. A recording created by this method may be on a regular VCR, but is encrypted and individually marked. Copying a recording does not affect the system, as the rerecording is only usable with the correct keys. Potentially, the first few minutes of a program might be
35 viewable without the need of a key, to allow the user to see what the contents of the program are, as well as to

allow time for the database access and key synchronization process.

To play a recording back, it is necessary to re-obtain the one or more keys. The combination of data stored in a field is used to access the database. Before
5 the keys are made available, there is a check that the terminal identification and the embedded data match.

In the case wherein a recording is rented from a video store, a code may identify the store. The database
10 recognizes the recording as a rental copy, and charge either the user or the video store a fee. If the recording is viewed a second time, the charge is repeated. In the event a copy is made, when it is played, the database will identify the originating video store, but not the
15 actual copier. However, if validation is performed at rental time, there would be some measure of control. If the entire charging process were to be reversed, such that the viewer carries all the liability for charges, then copying is encouraged, as per shareware, and the distribution problem is minimized, while revenues are maintained
20 on a usage basis.

The program's owner has the responsibility to get a secured copy to whoever deals with the distribution of the programs. The programs are encrypted, and require a
25 database update to enable viewers to make use of the program. The viewer has a terminal including a decrypter, linked to the central facility's database via an automatic dial-up, that, when enabled, decrypts the video program. As appropriate, there can be credit checks and billing
30 from the database, as well as statistics collection.

The encryption has two levels, one for protection of video decryption codes on the program, and one for protection of messages between the terminal and the central facility. Both may use the NBS Data Encryption Standard
35 (DES).

DES encryption and decryption may be implemented with a commercial Motorola 6859 Data Security Device or similar product at the terminal and at the central facility.

The decryption code itself is protected by being
5 DES-encrypted. The decryption key is not on the video program but is retained in the database at the central facility. A program identification number and a decryption key number allow the central facility to recover the decryption key itself and send it to the terminal for
10 decrypting the decryption codes.

A different DES decryption key is not required for every field. One key can span several fields. DES key requests and acknowledgements from the terminal may also act as keep-alive messages to the central facility.

15 DES decryption keys are transmitted from the central facility to the terminal protected by a higher-level DES "session" key. terminal requests for new keys as the tape progresses are also protected by the DES session key. This key is generated by the central facility at the
20 beginning of the session and remains valid for the duration of the session. The terminal begins the session using a terminal-unique DES key stored in a ROM.

Frame contents are transferred from the Analog Subsystem to the DCSS and the decrypted decryption code
25 from the DCSS to the Analog Subsystem over the analog interface shown in the Figure. Transfer of data between the subsystems may be coordinated by means of the vertical and horizontal blanking signals and their derivative interrupts.

30 All messages between terminal and central facility use Cyclic Redundancy Code (CRC) checking to verify message integrity. The CRC-CCITT generating polynomial generates two block check characters (BCC) for each message. If the terminal receives a message that is not
35 verified by the BCC, it sends a request (ARQ) to the central facility to retransmit the last message. The

central facility does not attempt to ARQ garbled messages. It discards them and waits for a terminal to send again.

Message exchange in the VCS is by a positive acknowledgment scheme in which a response of some kind is
5 expected for every message sent. For example, a terminal expects a DES decryption key message after it sends a request for the same; the central facility expects a key receipt acknowledge after it sends the key message.

When a user begins to play a protected program, the
10 terminal initiates a session by sending a "session start" message (STS) to the central facility containing user and program identifications. The message contains message type, user number and CRC code in the clear, but the balance of the message is DES-encrypted with the initial
15 DES session key stored in the terminal ROM. (The user identification is also stored in ROM.) The central facility uses the unencrypted data to access its database and find the user DES value for decrypting the remainder of the message.

20 The central facility authenticates the message by comparing clear and decrypted user numbers. If the user numbers are identical, the central facility then confirms that the program serial number is valid. The central facility may also check user credit. If all is well, the
25 central facility accepts the session and generates a new (and random) DES key that is unique for that session. It encrypts this using the initial user value in the database and sends it to the terminal, which decrypts the message and stores the new value in its database (MCU RAM) as the
30 session key for the remainder of the session.

The central facility then uses the tape and decryption key number in the STS message to recover a set of DES decryption keys for the program from the database. These are encrypted with the session key and sent to the terminal
35 at the start of a session or during the course of a session.

The terminal generates session start, key acknowledgement, and ARQ messages. The central facility responds in kind. Both the central facility and the terminal generate and verify block check characters.

5 The preferred embodiment and best mode of practicing the invention have been described. Alternatives now will be apparent to those skilled in the art in light of these teachings. Accordingly the invention is to be defined by the following claims and not by the particular examples
10 given.

15

20

25

30

35

CLAIMS:

1. A video system comprising:

a central facility;

a terminal; and

video program means for providing to said terminal a

5 video program including a series of television
fields including a first field containing both a
random digital code encrypted according to a
code encryption key and program identification
data, and a second field containing an
10 unintelligible video signal previously
transformed from an intelligible video signal
according to said random digital code;

15 said terminal including means for sending said
program identification data to said central
facility;

20 said central facility including a data base for
storing and retrieving at least one code
encryption key corresponding to the program
identification data and means for sending
said code encryption key from said central
facility to said terminal;

25 said terminal further including means for
receiving the code encryption key from said
central facility, decrypting means for
decrypting the encrypted digital code of
said first frame in accordance with said
code encryption key and means for trans-
forming said unintelligible video signal of
said second frame to said intelligible
30 video signal using the decrypted random
digital code.

35

2. The system of claim 1 wherein a plurality of code encryption keys are used for one program, and wherein a desired code encryption key is selected from said plurality of code encryption keys in accordance with code encryption key identification data corresponding to the random digital code encrypted with said desired code encryption key.
3. The system of claim 1 wherein said video program means is means for transmitting said program to said terminal.
4. The system of claim 3 wherein said means for transmitting is a CATV system.
5. The system of claim 1 wherein:
said terminal further including means to store terminal identification data and a terminal specific encryption key; and means to send to said central facility said terminal identification data with said program identification data;
said central facility further including means for storing a duplicate of said terminal specific encryption key; means for encrypting said code encryption key according to said terminal specific encryption key; and means for sending the encrypted code encryption key from said central facility to said terminal;
said terminal further including means for receiving the encrypted code encryption key from said central facility; decryption means for decrypting said code encryption key according to said terminal specific encryption key.
6. The system of claim 5 wherein said terminal includes means to encrypt said terminal identification data

according to said terminal specific encryption key, means
to send unencrypted terminal identification data and
encrypted terminal identification data to said central
facility, and said central facility includes means to
5 compare unencrypted and encrypted terminal identification
data to authenticate terminal identity.

7. The system of claim 5 wherein said central facility
further including means for generating billing data based
10 on said terminal identification data and said program
identification data.

8. The video system of claim 1 wherein:

15 said terminal further including means to store
terminal identification data and a terminal
specific encryption key; and means to send to
said central facility said program
identification data and said terminal
identification data,
20 said central facility further including means for
providing a session encryption key; means for
encrypting said session encryption key according
to said terminal specific encryption key; means
for sending the encrypted session encryption key
25 from said central facility to said terminal;
means for encrypting said code encryption key
according to said encrypted session encryption
key; and means for sending the encrypted code
encryption key from said central facility to
30 said terminal;
said terminal further including means for receiving
the encrypted session encryption key from said
central facility; decryption means for decrypt-
ing said session encryption key according to
35 said terminal specific encryption key, means for
receiving the encrypted code encryption key from

said central facility; decryption means for decrypting said code encryption key according to said session encryption encryption key.

9. The system of claim 8 wherein said terminal includes means to encrypt said terminal identification data according to said terminal specific encryption key, means to send unencrypted terminal identification data and encrypted terminal identification data to said central facility, and said central facility includes means to compare unencrypted and encrypted terminal identification data to authenticate terminal identity.

10. The system of claim 8 wherein said central facility further including means for generating billing data based on said terminal identification data and said program identification data.

11. The video system of claim 1 wherein said video program means is a means located at said terminal for playing a video recording medium storing said program.

R. WILLIAM WRAY & ASSOCIATES
BOX 2760 - STATION D
OTTAWA, CANADA K1P 5W8
PATENT AGENT FOR THE APPLICANT

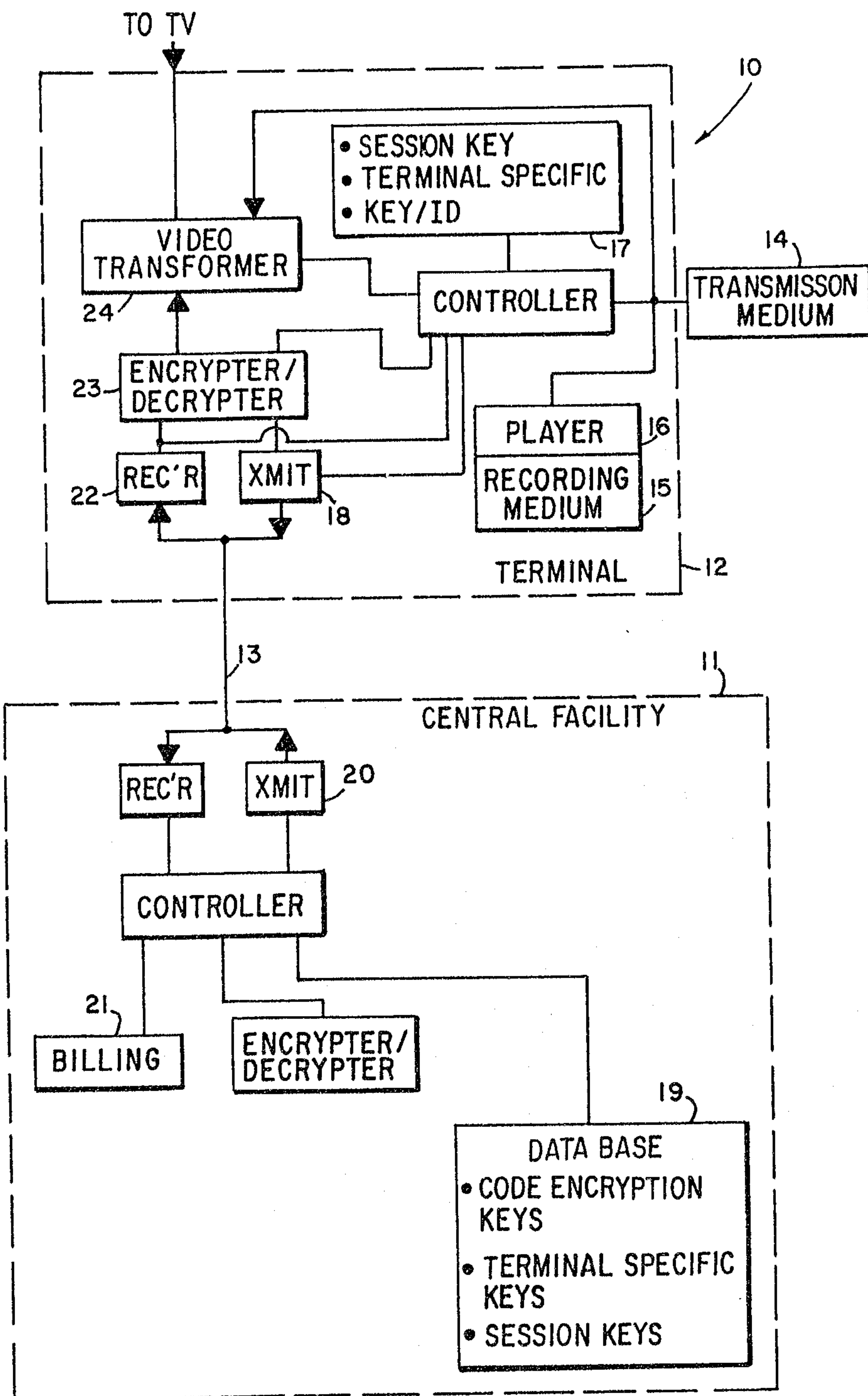


FIG. 1

R. William Wray & Associates

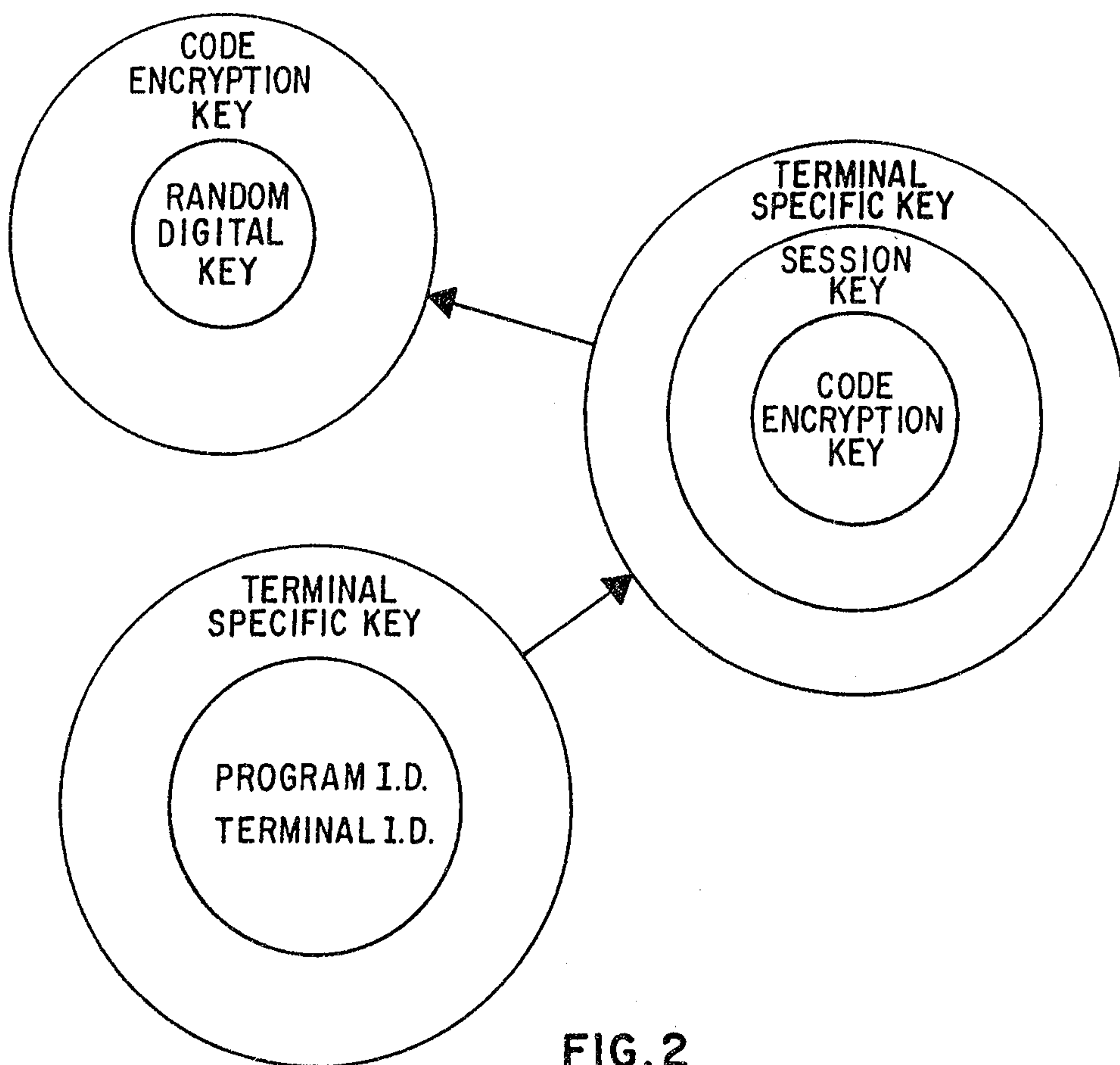


FIG.2

R. William Wray & Associates

