US00D352829S

United States Patent [19]

Perry

[11] Patent Number: Des. 352,829

[45] Date of Patent: ** Nov. 29, 1994

[54] **DENTURE BRUSH**

[75] Inventor: **George B. Perry**, Cwmbran, Great Britain

[73] Assignee: **Block Drug Company, Inc.**, Jersey City, N.J.

[*] Notice: The portion of the term of this patent subsequent to Jun. 21, 2008 has been disclaimed.

[**] Term: **14 Years**

[21] Appl. No.: **14,668**

[22] Filed: **Oct. 27, 1993**

Related U.S. Application Data

[62] Division of Ser. No. 817,407, Jan. 6, 1992.

[30] **Foreign Application Priority Data**

Jul. 5, 1991 [GB] United Kingdom 2015842
Jul. 5, 1991 [GB] United Kingdom 2015843

[52] **U.S. Cl.** **D4/104**

[58] **Field of Search** D4/104–114, D4/132, 134, 136, 138; 15/143.1, 159.1, 160, 167.1, 167.2, 176.1–176.4

[56] **References Cited**

U.S. PATENT DOCUMENTS

D. 151,483	10/1948	Alderson	D4/104
D. 238,833	2/1976	Hjelle	D4/104
D. 241,891	10/1976	Cannon et al.	D4/104
D. 274,018	5/1984	Usui	D4/105
2,558,332	6/1951	Artale	15/167.1
3,359,588	12/1967	Kobler	15/167.1 X

FOREIGN PATENT DOCUMENTS

3241118	8/1984	Germany	15/167.1

Primary Examiner—Wallace R. Burke
Assistant Examiner—Lavone D. Tabor
Attorney, Agent, or Firm—Ostrolenk, Faber, Gerb & Soffen

[57] **CLAIM**

The ornamental design for a denture brush, as shown and described.

DESCRIPTION

FIG. **1** is a side elevational view of a denture brush showing my new design, the opposite side view thereof being a mirror image;
FIG. **2** is a top plan view thereof;
FIG. **3** is a bottom plan view thereof;
FIG. **4** is a side elevational view thereof in a separated condition;
FIG. **5** is a front end elevational view thereof; and,
FIG. **6** is a rear end elevational view thereof.

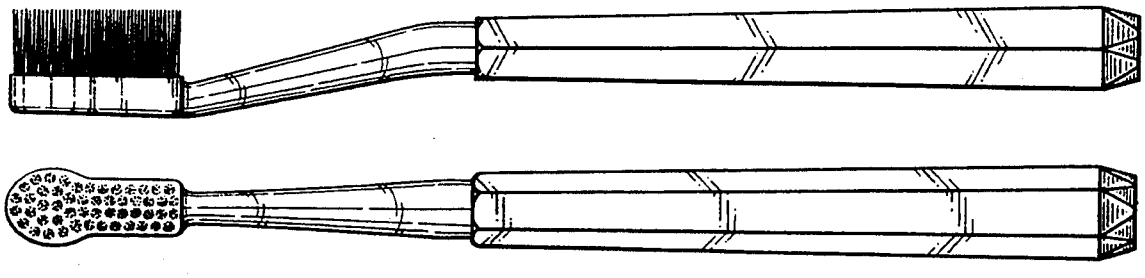



FIG.5



FIG.6

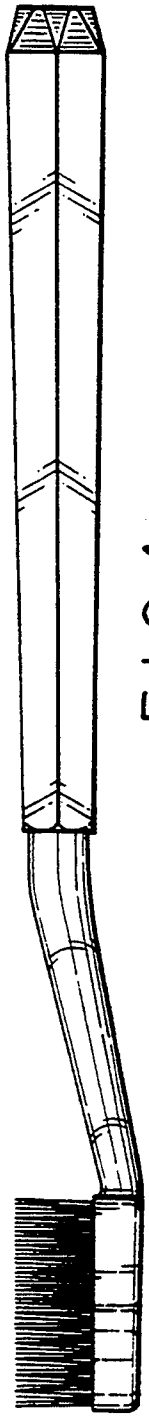

FIG.1

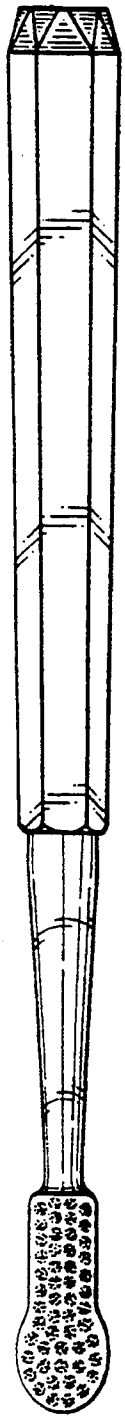

FIG.2



FIG.3

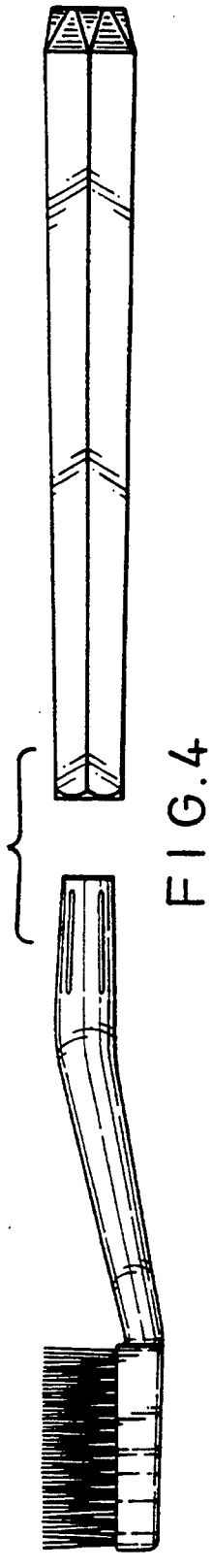

FIG.4