



US00D406759S

United States Patent [19]
Lawrence

[11] Patent Number: Des. 406,759
[45] Date of Patent: **Mar. 16, 1999

[54] PIZZA SNACK CARRIER

[76] Inventor: Trevor Lawrence, 217 Scott Rd., Apt
1A, Waterbury, Conn. 06705

[**] Term: 14 Years

[21] Appl. No.: 72,133

[22] Filed: Jun. 9, 1997

[51] LOC (6) Cl. 09-07

[52] U.S. Cl. D9/430; D9/416

[58] Field of Search D9/430, 416, 417,
D9/337, 341, 347; D7/601, 602, 629; 229/87.08,
117.28, 902-905, 939, 110

[56] References Cited

U.S. PATENT DOCUMENTS

D. 284,939	8/1986	Sandish et al.	D9/416 X
D. 348,609	7/1994	Eisman et al.	D9/430
D. 356,254	3/1995	Correll	D9/430 X
D. 380,965	7/1997	Correll	D9/430
4,511,042	4/1985	Wischusen, III	229/904 X
4,705,173	11/1987	Forbes, Jr.	229/904 X
4,757,937	7/1988	Maio et al.	229/904 X
4,889,239	12/1989	Sandish et al.	2293/904 X

OTHER PUBLICATIONS

Modern Packaging, p. 351, Jul. 1965.

Primary Examiner—Prabhakar G. Deshmukh
Attorney, Agent, or Firm—Our Pal® Asija

[57] CLAIM

The ornamental design for a pizza snack carrier, as shown
and described.

DESCRIPTION

FIG. 1 is a front perspective view of a pizza snack carrier
showing my new design, the broken line drawing of a cup
is for illustrative purposes only and forms no part of the
claimed design;

FIG. 2 is a front perspective of a pizza snack carrier showing
my new design with snack access door open, the broken line
drawing of a cup is for illustrative purposes only and forms
no part of the claimed design;

FIG. 3 is a top elevation thereof;

FIG. 4 is a front elevation thereof;


FIG. 5 side elevation thereof, the opposite side being a
mirror image;

FIG. 6 is a bottom elevation thereof;

FIG. 7 is a view along lines 7—7 of FIG. 4 the broken line
drawing of a cup and snack is for illustrative purposes only
and forms no part of the claimed design.

FIGS 3-6 are drawn and smaller scale while FIG. 7 is drawn
in a larger scale.

1 Claim, 4 Drawing Sheets






Figure 1




Figure 2

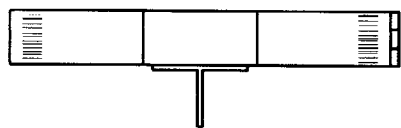


Figure 3

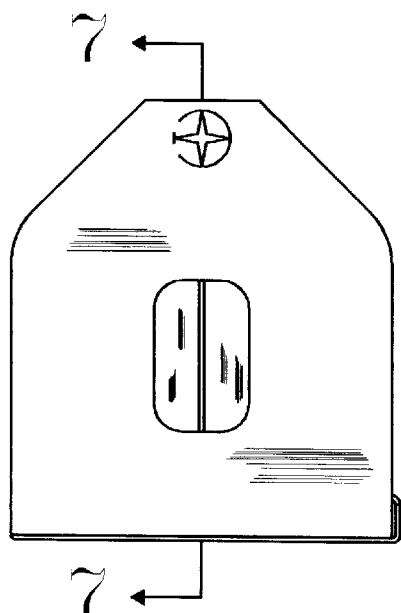


Figure 4

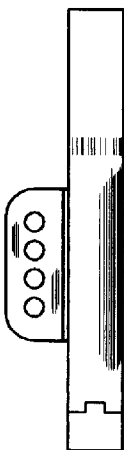


Figure 5

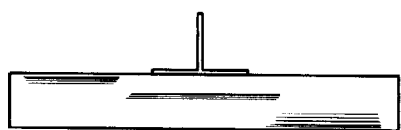


Figure 6

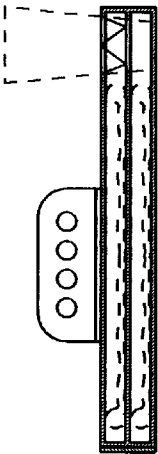


Figure 7