

(12) STANDARD PATENT
(19) AUSTRALIAN PATENT OFFICE

(11) Application No. **AU 2007334983 B2**

(54) Title
2-adamantyl-butyrarnide derivatives as selective 11beta-HSD1 inhibitors

(51) International Patent Classification(s)
C07C 233/06 (2006.01) **A61K 31/4453** (2006.01)
A61K 31/16 (2006.01) **C07C 233/08** (2006.01)
A61K 31/19 (2006.01) **C07C 233/13** (2006.01)
A61K 31/194 (2006.01) **C07C 233/15** (2006.01)
A61K 31/41 (2006.01) **C07C 233/23** (2006.01)
A61K 31/4245 (2006.01) **C07C 233/26** (2006.01)
A61K 31/426 (2006.01) **C07C 235/22** (2006.01)
A61K 31/4402 (2006.01)

(21) Application No: **2007334983** (22) Date of Filing: **2007.11.22**

(87) WIPO No: **WO08/074384**

(30) Priority Data

(31) Number	(32) Date	(33) Country
06292011.1	2006.12.21	EP

(43) Publication Date: **2008.06.26**

(44) Accepted Journal Date: **2012.08.16**

(71) Applicant(s)
Merck Patent GmbH

(72) Inventor(s)
Charon, Christine;Carniato, Denis;Doare, Liliane;Lerich, Caroline;Roche, Didier

(74) Agent / Attorney
Davies Collison Cave, Level 14 255 Elizabeth Street, Sydney, NSW, 2000

(56) Related Art
WO 2004/056744 A1
WO 2005/095353 A1
WO 2007/050612 A1
CAS Registry Number 904802-34-2, Entered STN: 28 August 2006
CAS Registry Number 904801-55-4, Entered STN: 28 August 2006
CAS Registry Number 430453-71-7, Entered STN: 14 June 2002

WO 2008/074384 A1

2-Adamantyl-butyramide derivatives as selective 11 β -HSD1 inhibitors

Field of the invention

5 The present invention relates to 2-adamantyl-butyramide derivatives as selective inhibitors of the enzyme 11-beta-hydroxysteroid dehydrogenase type 1 (11 β -HSD-1) and the use of such compounds for the treatment and prevention of metabolic syndrome, diabetes, insulin resistance, obesity, lipid disorders, glaucoma, osteoporosis, cognitive disorders, anxiety, depression, immune disorders, hypertension and other diseases and
10 conditions.

Background of the invention

Hydroxysteroid dehydrogenases (HSDs) regulate the occupancy and activation of steroid hormone receptors by converting steroid hormones into
15 their inactive metabolites. For a recent review, see Nobel et al., Eur. J. Biochem. 2001, 268: 4113-4125.

There exist numerous classes of HSDs. The 11-beta-hydroxysteroid dehydrogenases (11 β -HSDs) catalyze the interconversion of active
20 glucocorticoids (such as cortisol and corticosterone), and their inert forms (such as cortisone and 11-dehydrocorticosterone). The isoform 11-beta-hydroxysteroid dehydrogenase type 1 (11 β -HSD1) is widely expressed in liver, adipose tissue, brain, lung and other glucocorticoid tissue, while the
25 isoform 2 (11 β -HSD2) expression is limited to tissues that express the mineralocorticoid receptor, such as kidney, gut and placenta. Then the inhibition of 11 β -HSD2 is associated with serious side effects, such as hypertension.

30 Excess cortisol is associated with numerous disorders, including diabetes, obesity, dyslipidemia, insulin resistance and hypertension. The administration of 11 β -HSD1 inhibitors decreases the level of cortisol and

other 11 β -hydroxysteroids in target tissues, thereby reducing the effects of excessive amounts of cortisol and other 11 β -hydroxysteroids. Thus, 11 β -HSD1 is a potential target for therapy associated with numerous disorders that may be ameliorated by reduction of glucocorticoid action. Therefore,
5 the inhibition of 11 β -HSD1 can be used to prevent, treat or control diseases mediated by abnormally high levels of cortisol and other 11 β -hydroxysteroids, such as diabetes, obesity, hypertension or dyslipidemia. Inhibition of 11 β -HSD1 activity in the brain such as to lower cortisol levels may also be useful to treat or reduce anxiety, depression, cognitive
10 impairment or age-related cognitive dysfunction (Seckl, et al., Endocrinology, 2001, 142: 1371-1376).

Cortisol is an important and well recognized anti-inflammatory hormone, which also acts as an antagonist to the action of insulin in the liver, such
15 that insulin sensitivity is reduced, resulting in increased gluconeogenesis and elevated levels of glucose in the liver. Patients who already have impaired glucose tolerance have a greater probability of developing type 2 diabetes in the presence of abnormally high levels of cortisol (Long et al., J. Exp. Med. 1936, 63: 465-490; Houssay, Endocrinology 1942, 30: 884-892).
20 In addition, it has been well substantiated that 11 β -HSD1 plays an important role in the regulation of local glucocorticoid effect and of glucose production in the liver (Jamieson et al., J. Endocrinol. 2000, 165: 685-692). In Walker, et al., J. Clin. Endocrinol. Metab. 1995, 80: 3155-3159, it was
25 reported that the administration of the non-specific 11 β -HSD1 inhibitor carbenoxolone resulted in improved hepatic insulin sensitivity in humans.

Furthermore, the hypothesized mechanism of action of 11 β -HSD1 in the treatment of diabetes has been supported by various experiments
30 conducted in mice and rats. These studies showed that the mRNA levels and activities of two key enzymes in hepatic glucose production, phosphoenolpyruvate carboxykinase (PEPCK) and glucose-6-phosphatase

(G6Pase) were reduced upon administration of 11 β -HSD1 inhibitors. In addition, blood glucose levels and hepatic glucose production were shown to be reduced in 11 β -HSD1 knockout mice. Additional data gathered using this murine knockout model also confirm that inhibition of 11 β -HSD1 will not cause hypoglycemia, since the basal levels of PEPCK and G6Pase are regulated independently of glucocorticoids (Kotelevtsev et al., Proc. Natl. Acad. Sci. USA 1997, 94: 14924-14929).

Therefore, the administration of a therapeutically effective amount of an 11 β -HSD1 inhibitor is effective in treating, controlling and ameliorating the symptoms of diabetes, especially non-insulin dependent diabetes (NIDDM, type 2 diabetes mellitus) and administration of a therapeutically effective amount of an 11 β -HSD1 inhibitor on a regular basis delays or prevents the onset of diabetes, particularly in humans.

The effect of elevated levels of cortisol is also observed in patients who have Cushing's Syndrome, which is a metabolic disease characterized by high levels of cortisol in the blood stream. Patients with Cushing's Syndrome often develop NIDDM.

Excessive levels of cortisol have been associated with obesity, perhaps due to increased hepatic gluconeogenesis. Abdominal obesity is closely associated with glucose intolerance, diabetes, hyperinsulinemia, hypertriglyceridemia and other factors of Metabolic Syndrome, such as high blood pressure, elevated VLDL and reduced HDL (Montague et al., Diabetes, 2000, 49: 883-888). In obese subjects, 11 β -HSD-1 activity in adipose tissue is markedly increased and positively correlated with body mass. It has also been reported that inhibition of the 11 β -HSD1 in pre-adipocytes (stromal cells) resulted in a decreased rate of differentiation into adipocytes. This is predicted to result in diminished expansion (possibly

reduction) of the omental fat depot, which may lead to reduced central obesity (Bujalska et al., Lancet 1997, 349: 1210-1213).

5 Thus, the administration of an effective amount of an 11 β -HSD1 inhibitor is useful in the treatment or control of obesity. Long-term treatment with an 11 β -HSD1 inhibitor is also useful in delaying or preventing the onset of obesity, especially if the patient uses an 11 β -HSD1 inhibitor in combination with controlled diet and exercise.

10 By reducing insulin resistance and maintaining serum glucose at normal concentrations, compounds of the present invention also have utility in the treatment and prevention of conditions that accompany type 2 diabetes and insulin resistance, including the Metabolic Syndrome, obesity, reactive hypoglycemia and diabetic dyslipidemia.

15 Inhibition of 11 β -HSD1 in mature adipocytes is expected to attenuate secretion of the plasminogen activator inhibitor 1 (PAI-1), which is an independent cardiovascular risk factor, as reported in Halleux et al., J. Clin. Endocrinol. Metab. 1999, 84: 4097-4105. In addition, a correlation has
20 been shown to exist between glucocorticoid activity and certain cardiovascular risk factors. This suggests that a reduction of the glucocorticoid effects would be beneficial in the treatment or prevention of certain cardiovascular diseases (Walker et al., Hypertension 1998, 31: 891-895; and Fraser et al., Hypertension 1999, 33: 1364-1368).

25 Since hypertension and dyslipidemia contribute to the development of atherosclerosis and inhibition of 11 β -HSD1 activity and a reduction in the amount of cortisol are beneficial in treating or controlling hypertension, administration of a therapeutically effective amount of an 11 β -HSD1
30 inhibitor of the present invention may also be especially beneficial in treating, controlling or delaying the onset of or preventing atherosclerosis.

11 β -HSD1 has also been implicated in the process of appetite control and therefore is believed to play an additional role in weight-related disorders. It is known that adrenalectomy attenuates the effect of fasting to increase both food intake and hypothalamic neuropeptide Y expression. This suggests that glucocorticoids play a role in promoting food intake and that inhibition of 11 β -HSD1 in the brain may increase satiety, thus resulting in a decreased food intake (Woods et al., Science 1998, 280: 1378-1383).

Another possible therapeutic effect associated with modulation of 11 β -HSD1 is that which is related to various pancreatic ailments. It is reported that inhibition of 11 β -HSD1 in murine pancreatic β -cells increases glucose stimulated insulin secretion (Davani et al., J. Biol. Chem. 2000, 275: 34841-34844). This follows from the preceding discovery that glucocorticoids were previously found to be responsible for reduced pancreatic insulin release *in vivo* (Billaudel et al., Horm. Metab. Res. 1979, 11: 555-560). Thus, it is suggested that inhibition of 11 β -HSD1 would yield other beneficial effects in the treatment of diabetes other than the predicted effects on the liver and of fat reduction.

Excessive levels of cortisol in the brain may also result in neuronal loss or dysfunction through the potentiation of neurotoxins. Administration of an effective amount of an 11 β -HSD1 inhibitor results in the reduction, amelioration, control or prevention of cognitive impairment associated with aging and of neuronal dysfunction. Cognitive impairment has been associated with aging, and excess levels of cortisol in the brain (see J. R. Seckl and B. R. Walker, Endocrinology, 2001, 142: 1371 1376, and references cited therein). 11 β -HSD1 also regulates glucocorticoid activity in the brain and thus contributes to neurotoxicity (Rajan et al., Neuroscience 1996, 16: 65- 70; Seckl et al., Neuroendocrinol. 2000, 18: 49-99). Stress and/or glucocorticoids are known to influence cognitive function (de

Quervain et al., Nature 1998, 394: 787-790), and unpublished results indicate significant memory improvement in rats treated with a non-specific 11 β -HSD1 inhibitor. These reports, in addition to the known effects of glucocorticoids in the brain, suggest that inhibiting 11 β -HSD1 in the brain
5 may have a positive therapeutic effect against anxiety, depression and related conditions (Tronche et al., Nature Genetics 1999, 23: 99-103). 11 β -HSD1 reactivates 11-dehydrocorticosterone to corticosterone in hippocampal cells and can potentiate kinase neurotoxicity, resulting in age-related learning impairments. Therefore, selective inhibitors of 11 β -HSD1
10 are believed to protect against hippocampal function decline with age (Yau et al., Proc Natl. Acad. Sci. USA 2001, 98: 4716-4721). Thus, it has been hypothesized that inhibition of 11 β -HSD1 in the human brain would protect against deleterious glucocorticoid-mediated effects on neuronal function, such as cognitive impairment, depression, and increased appetite.

15
Furthermore, 11 β -HSD1 is believed to play a role in immunomodulation based on the general perception that glucocorticoids suppress the immune system. There is known to be a dynamic interaction between the immune system and the HPA (hypothalamic-pituitary-adrenal) axis (Rook, Baillier's
20 Clin. Endocrinol. Metab. 2000, 13: 576-581), and glucocorticoids help balance between cell-mediated responses and humoral responses. Increased glucocorticoid activity, which may be induced by stress, is associated with a humoral response and as such, the inhibition of 11 β -HSD1 may result in shifting the response towards a cell-based reaction. In
25 certain disease states, such as tuberculosis, leprosy and psoriasis, and even under conditions of excessive stress, high glucocorticoid activity shifts the immune response to a humoral response, when in fact a cell based response may be more beneficial to the patient. Inhibition of 11 β -HSD1 activity and the attendant reduction in glucocorticoid levels on the other
30 hand shifts the immune response toward a cell based response (D. Mason, Immunology Today, 1991, 12: 57-60, and G.A.Vt. Rook, Baillier's Clin.

Endocrinol. Metab., 1999, 13: 576-581). It follows then, that an alternative utility of 11 β -HSD1 inhibition would be to bolster a temporal immune response in association with immunization to ensure that a cell based response would be obtained.

5

Recent reports suggest that the levels of glucocorticoid target receptors and of HSDs are connected with the susceptibility to glaucoma (J. Stokes et al., Invest. Ophthalmol. 2000, 41: 1629-1638). Further, a connection between inhibition of 11 β -HSD1 and a lowering of the intraocular pressure was recently reported (Walker et al., poster P3-698 at the Endocrine society meeting June 12-15, 1999, San Diego). It was shown that administration of the nonspecific 11 β -HSD1 inhibitor carbenoxolone resulted in the reduction of the intraocular pressure by 20% in normal patients. In the eye, 11 β -HSD1 is expressed exclusively in the basal cells of the corneal epithelium, the non-pigmented epithelium of the cornea (the site of aqueous production), ciliary muscle, and the sphincter and dilator muscles of the iris. In contrast, the distant isoenzyme 11-hydroxysteroid dehydrogenase type 2 ("11 β -HSD2") is highly expressed in the non-pigmented ciliary epithelium and corneal endothelium. No HSDs have been found at the trabecular meshwork, which is the site of drainage. Therefore, 11 β -HSD1 is suggested to have a role in aqueous production and inhibition of 11 β -HSD1 activity is useful in reducing intraocular pressure in the treatment of glaucoma.

10

15

20

25

30

Glucocorticoids also play an essential role in skeletal development and function but are detrimental to such development and function when present in excess. Glucocorticoid-induced bone loss is partially derived from suppression of osteoblast proliferation and collagen synthesis, as reported in C. H. Kim et al., J. Endocrinol. 1999, 162: 371-379. It has been reported that the detrimental effects of glucocorticoids on bone nodule formation can be lessened by administration of carbenoxolone, which is a

non-specific 11 β -HSD1 inhibitor (C. G. Bellows et al., Bone 1998, 23: 119-125). Additional reports suggest that 11 β -HSD1 maybe responsible for providing increased levels of active glucocorticoid in osteoclasts, and thus in augmenting bone resorption (M. S. Cooper et al., Bone 2000, 27: 375-381). This data suggests that inhibition of 11 β -HSD1 may have beneficial effects against osteoporosis via one or more mechanisms which may act in parallel.

11 β -HSD1 inhibitors are known e.g. from the WO0410629, WO03065983, WO04089896, WO04089380, WO04065351, WO04033427 or WO04041264. However, 2-adamantyl-butyramide derivatives are not disclosed as active 11 β -HSD1 inhibitors.

2-adamantyl amide derivatives are disclosed for example in WO05014529, WO0043354, WO05102332, WO05102331, WO0304 5367, WO0192229, WO03092679 and in Dothager R. S. et al. (J. Am. Chem. Soc. 2005 Jun 22;127(24):8686-96). The disclosure of these publications, however, does not encompass the 2-adamantyl-butyramide derivatives of the present invention nor the use of the disclosed compounds as 11 β -HSD1 inhibitors.

Further 2-adamantyl derivatives are disclosed for example in WO06050908, WO06049952, WO05108361, WO04089470, WO04056744, WO04056745 WO05108359, US2005277647, US2005261302, US2005245533, US2005245532 and WO05108368 as 11 β -HSD1 inhibitors. The disclosure of these publications, however, does not encompass the 2-adamantyl-butyramide derivatives of the present invention as 11 β -HSD1 inhibitors.

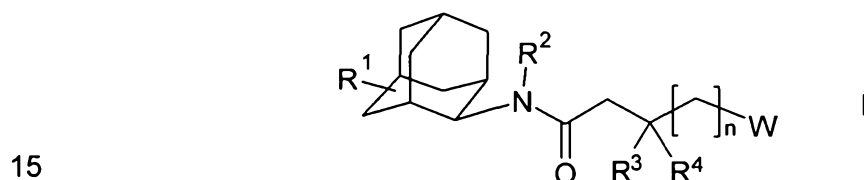
Thus, as there remains a continuing need in advantageous therapeutics, a preferred object of the present invention was to provide new pharmaceutically active compounds for the treatment of diseases such as

diabetes, obesity, glaucoma, osteoporosis, cognitive disorders, immune disorders, depression, hypertension, and others.

5 The citation of any reference in this application is not an admission that the reference is prior art to this application.

Summary of the invention

Surprisingly, it was found that the compounds of the present invention are very active 11 β -HSD1 inhibitors. Therefore, an embodiment of the present invention are compounds of the formula I,



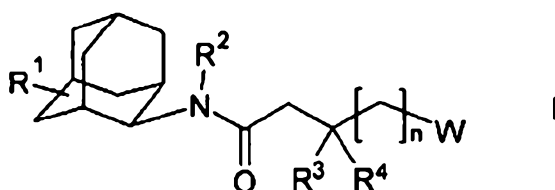
wherein, the adamantyl residue is mono-, di- or trisubstituted by R¹ and
 R¹ is H, A, Ar, heteroaryl, cycloalkyl, alkyloxy, aryloxy, Hal, OR⁷, SR⁷,
 N(R⁷)₂, NO₂, CN, (CH₂)ₘCOOR⁷, (CH₂)ₘCON(R⁷)₂, NR⁷COR⁷,
 20 NR⁷CON(R⁷)₂, NR⁷SO₂R⁷, COR⁷, COAr, SO₂NH₂, OSO₃R⁷, SO₂R⁷,
 SO₃R⁷, SO₂N(R⁷)₂, OCOR⁷ or OCON(R⁷)₂,
 R² is H or A,
 R³, R⁴ are independently from each other H, Hal, C₁-C₄-alkyl or C₁-C₄-
 alkyloxy, or R³, R⁴ and the C to which they are attached form a C₃-
 25 C₉-cycloalkyl or a C₃-C₉-cycloalkyloxy, and R³, R⁴ or the cycloalkylic
 or cycloalkyloxy ring are optionally mono-, di- or trisubstituted by
 R⁵ or R⁶,
 W is Ar, heteroaryl, aryloxy, alkoxy or thioaryl, optionally mono-, di- or
 trisubstituted by R⁵ or R⁶ or W is selected from the group consisting
 30 of COOR⁵, COR⁵, CHOH R⁵, SO₂R⁵, SO₂NR⁵R⁶, CO₂NR⁵R⁶ and
 CONR⁵R⁶,

R^5 , R^6 are independently from each other H, A, Ar, heteroaryl, cycloalkyl, alkyloxy, aryloxy, Hal, OR^7 , SR^7 , $N(R^7)_2$, NO_2 , CN, $(CH_2)_mCOOR^7$, $(CH_2)_mCON(R^7)_2$, NR^7COR^7 , $NR^7CON(R^7)_2$, $NR^7SO_2R^7$, COR^7 , $COAr$, SO_2NH_2 , OSO_3R^7 , SO_2R^7 , SO_3R^7 or $SO_2N(R^7)_2$,

5 R^7 H or alkyl, wherein optionally 1-7 H-atoms are substituted by Hal,
 n is 1 or 2,
 m 0, 1, 2, 3, 4 or 5,

and the physiologically acceptable salts, derivatives, prodrugs, solvates and stereoisomers thereof, including mixtures thereof in all ratios.

10 A first aspect of the present invention provides a compound of the formula I



wherein, the adamantyl residue is mono-, di- or trisubstituted by R^1 and

20 R^1 is H, A, Ar, heteroaryl, cycloalkyl, alkyloxy, aryloxy, Hal, OR^7 , SR^7 , $N(R^7)_2$, NO_2 , CN, $(CH_2)_mCOOR^7$, $(CH_2)_mCON(R^7)_2$, NR^7COR^7 , $NR^7CON(R^7)_2$, $NR^7SO_2R^7$, COR^7 , $COAr$, SO_2NH_2 , OSO_3R^7 , SO_2R^7 , SO_3R^7 , $SO_2N(R^7)_2$, $OCOR^7$ or $OCON(R^7)_2$,

R^2 is H or A,

25 R^3 , R^4 are independently from each other H, Hal, C_1 - C_4 -alkyl or C_1 - C_4 -alkyloxy, or R^3 , R^4 and the C to which they are attached form a C_3 - C_9 -cycloalkyl or a C_3 - C_9 -cycloalkyloxy, and R^3 , R^4 or the cycloalkylic or cycloalkyloxy ring are optionally mono-, di- or trisubstituted by R^5 or R^6 ,

30 W is $CONR^5R^6$, oxadiazolyl or phenoxy substituted by R^5 and R^6 ,

R^5 , R^6 are independently from each other H, A, Ar, heteroaryl, cycloalkyl, alkyloxy, aryloxy, Hal, OR^7 , SR^7 , $N(R^7)_2$, NO_2 , CN, $(CH_2)_mCOOR^7$, $(CH_2)_mCON(R^7)_2$, NR^7COR^7 , $NR^7CON(R^7)_2$, $NR^7SO_2R^7$, COR^7 , $COAr$, SO_2NH_2 , OSO_3R^7 , SO_2R^7 , SO_3R^7 or $SO_2N(R^7)_2$,

35

- 10A -

R^7 H or alkyl, wherein optionally 1-7 H-atoms are substituted by Hal,

A is alkyl, cycloalkyl or cycloalkylalkyl,

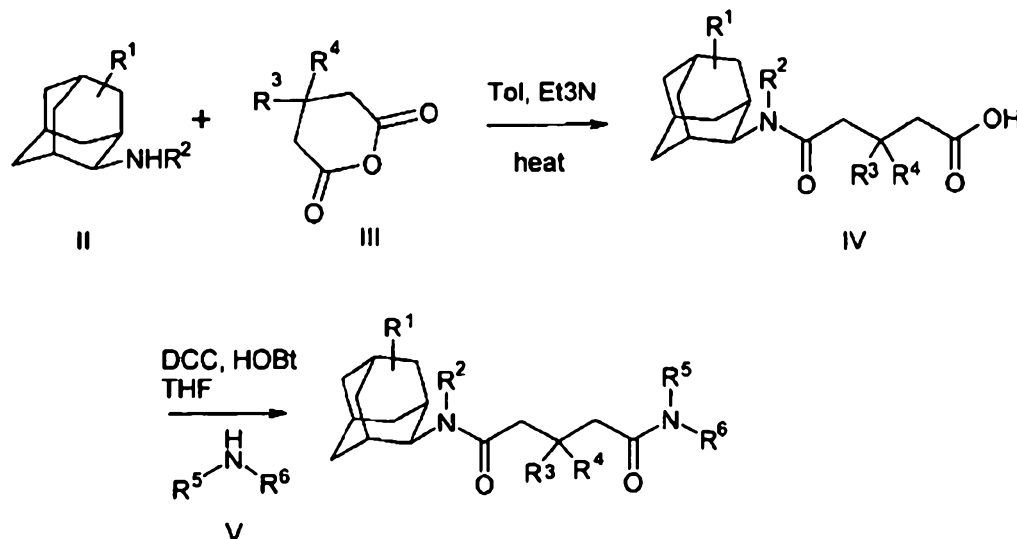
n is 1 or 2,

m 0, 1, 2, 3, 4 or 5,


and the physiologically acceptable salts, derivatives, prodrugs, solvates and stereoisomers thereof, including mixtures thereof in all ratios.

A second aspect of the present invention provides a method for the preparation of a compound according to the first aspect, wherein

- a) an amine of formula II, wherein R^1 and R^2 are as defined in the first aspect, is reacted with an anhydride of formula III, wherein R^3 and R^4 are as defined in the first aspect, to obtain a carboxylic acid derivative of formula IV, wherein R^1 , R^2 , R^3 and R^4 are as defined in the first aspect, and to activate said carboxylic acid derivative with standard carbodiimides, followed by treatment with an amine of formula V, wherein R^5 and R^6 are as defined in the first aspect,



- b) a phenol derivative of formula VI, wherein R^5 and R^6 are as defined above, is reacted with a lactone of formula VII, wherein R^3 and R^4 are as defined above, under heat to obtain a carboxylic acid derivative of formula VIII, wherein R^3 , R^4 , R^5 and R^6 are as defined above, and the respective compound of formula I, wherein R^1 , R^2 , R^3 , R^4 , R^5 and R^6 are as defined above, is obtained by amide coupling under standard peptide coupling conditions,



- 5



- 15

A third aspect of the present invention provides a compound according to the first aspect when used as an 11 β -HSD1 inhibitor.

A fourth aspect of the present invention provides use of a compound according to the first aspect for the preparation of a medicament.

A fifth aspect of the present invention provides use of a compound according to the first aspect for the preparation of a medicament for the treatment and/or prevention of a disease which is caused, mediated and/or propagated by high cortisol levels.

A sixth aspect of the present invention provides use of a compound according to the first aspect for the preparation of a medicament for the treatment and/or prevention of one or more diseases or conditions selected from the group consisting of: metabolic syndrome, diabetes, prediabetes, insulin resistance, low glucose tolerance, hyperglycemia, obesity and weight-related disorders, a lipid disorder, glaucoma, osteoporosis, a glucocorticoid-mediated effect on neuronal function, a neurodegenerative disease, an immune disorder, hypertension, atherosclerosis and its sequelae, vascular restenosis, a cardiovascular disease, pancreatitis, retinopathy, neuropathy and nephropathy.

A seventh aspect of the present invention provides a pharmaceutical composition comprising a therapeutically effective amount of one or more compounds according to the first aspect.

An eighth aspect of the present invention provides a pharmaceutical composition according to the seventh aspect, further comprising one or more additional compounds selected from the group consisting of physiologically acceptable excipients, auxiliaries, adjuvants, diluents, carriers and pharmaceutically active agents other than the compounds according to the first aspect.

A ninth aspect of the present invention provides a set (kit) consisting of separate packets of

- a) a therapeutically effective amount of one or more compounds according to the first aspect and
- b) a therapeutically effective amount of one or more further pharmaceutically active agents other than the compounds according to the first aspect.

2007334983 12 Jul 2012

A tenth aspect of the present invention provides a process for the manufacture of a pharmaceutical composition, wherein one or more compounds according the first aspect and one or more compounds selected from the group consisting of solid, liquid or semi-liquid excipients, auxiliaries, adjuvants, diluents, carriers and pharmaceutically active agents other than the compounds according to the first aspect, are converted into a suitable dosage form.

An eleventh aspect of the present invention provides a method for the treatment and/or prevention of one or more diseases or conditions in a subject selected from the group consisting of: metabolic syndrome, diabetes, prediabetes, insulin resistance, low glucose tolerance, hyperglycemia, obesity and weight related disorders, a lipid disorder, glaucoma, osteoporosis, a glucocorticoid-mediated effect on neural function, a neurodegenerative disease, an immune disorder, hypertension, atherosclerosis and its sequelae, vascular restenosis, a cardiovascular disease, pancreatitis, retinopathy, neuropathy and nephropathy, said method comprising administration to the subject of a therapeutically effective amount of a compound according to the first aspect.

If the adamantyl residue is di- or trisubstituted by R^1 , the two or three substituents can be equal or different and are selected independently from each other from the group consisting of H, A, Ar, heteroaryl, cycloalkyl, alkyloxy, aryloxy, Hal, OR^7 , SR^7 , $N(R^7)_2$, NO_2 , CN, $(CH_2)_mCOOR^7$, $(CH_2)_mCON(R^7)_2$, NR^7COR^7 , $NR^7CON(R^7)_2$, $NR^7SO_2R^7$, COR^7 , $COAr$, SO_2NH_2 , OSO_3R^7 , SO_2R^7 , SO_3R^7 , $SO_2N(R^7)_2$, $OCOR^7$ and $OCON(R^7)_2$.

A preferred embodiment of the present invention are compounds according to formula I, wherein W is $CONR^5R^6$, oxadiazolyl or phenoxy substituted by R^5 and R^6 , and the physiologically acceptable salts, derivatives, prodrugs, solvates and stereoisomers thereof, including mixtures thereof in all ratios.

A preferred embodiment of the present invention are compounds according to formula I, wherein R^3 , R^4 are independently from each other Hal or methyl, or R^3 , R^4 and the C to which they are attached form a cyclopentyl or cyclohexyl, and the physiologically acceptable salts, derivatives, prodrugs, solvates and stereoisomers thereof, including mixtures thereof in all ratios.

A further preferred embodiment of the present invention are compounds according to formula I, wherein R^1 is H, Hal, OR^7 , SR^7 , $N(R^7)_2$, CN,

$(\text{CH}_2)_m\text{COOR}^7$, $(\text{CH}_2)_m\text{CON}(\text{R}^7)_2$, NR^7COR^7 , $\text{NR}^7\text{CON}(\text{R}^7)_2$, $\text{NR}^7\text{SO}_2\text{R}^7$, COR^7 , SO_2NH_2 , OSO_3R^7 , SO_2R^7 , SO_3R^7 , $\text{SO}_2\text{N}(\text{R}^7)_2$, OCOR^7 or $\text{OCON}(\text{R}^7)_2$, and the physiologically acceptable salts, derivatives, prodrugs, solvates and stereoisomers thereof, including mixtures thereof in all ratios.

5

A further preferred embodiment of the present invention are compounds according to formula I, wherein R^2 is H or Me, and the physiologically acceptable salts, derivatives, prodrugs, solvates and stereoisomers thereof, including mixtures thereof in all ratios.

10

A further preferred embodiment of the present invention are compounds according to formula I, wherein

R^1 is H, Hal, OR^7 , SR^7 , $\text{N}(\text{R}^7)_2$, CN, $(\text{CH}_2)_m\text{COOR}^7$, $(\text{CH}_2)_m\text{CON}(\text{R}^7)_2$, NR^7COR^7 , $\text{NR}^7\text{CON}(\text{R}^7)_2$, $\text{NR}^7\text{SO}_2\text{R}^7$, COR^7 , SO_2NH_2 , OSO_3R^7 , SO_2R^7 , SO_3R^7 , $\text{SO}_2\text{N}(\text{R}^7)_2$, OCOR^7 or $\text{OCON}(\text{R}^7)_2$,

15

R^2 is H or Me,

R^3 , R^4 are independently from each other Hal or methyl, or R^3 , R^4 and the C to which they are attached form a cyclopentyl or cyclohexyl,

W is CONR^5R^6 , oxadiazolyl or phenoxy substituted by R^5 and R^6 ,

20

and the physiologically acceptable salts, derivatives, prodrugs, solvates and stereoisomers thereof, including mixtures thereof in all ratios.

Another especially preferred embodiment of the present invention are compounds according to formula I, selected from the group consisting of

25

a) N-Adamantan-2-yl-2-[1-(isobutylcarbamoyl-methyl)-cyclopentyl]-acetamide

b) 4-(Adamantan-2-ylcarbamoyl)-3,3-dimethyl-butyric acid

c) [1-(Adamantan-2-ylcarbamoylmethyl)-cyclopentyl]-acetic acid

d) [1-(Adamantan-2-ylcarbamoylmethyl)-cyclohexyl]-acetic acid

30

e) 2-[1-(Adamantan-2-ylcarbamoylmethyl)-cyclopentyl]-N-(4-fluorophenyl)-acetamide

- f) 2-[1-(Adamantan-2-ylcarbamoylmethyl)-cyclopentyl]-N-benzyl-N-methyl-acetamide
- g) 2-[1-(Adamantan-2-ylcarbamoylmethyl)-cyclopentyl]-N-(2-methoxy-phenyl)-acetamide
- 5 h) 2-[1-(Adamantan-2-ylcarbamoylmethyl)-cyclopentyl]-N-(4-methoxy-phenyl)-acetamide
- i) 2-[1-(Adamantan-2-ylcarbamoylmethyl)-cyclopentyl]-N-(4-fluoro-benzyl)-acetamide
- j) 2-[1-(Adamantan-2-ylcarbamoylmethyl)-cyclopentyl]-N-pyridin-2-ylmethyl-acetamide
- 10 k) 2-[1-(Adamantan-2-ylcarbamoylmethyl)-cyclopentyl]-N-thiazol-2-yl-acetamide
- l) 2-[1-(Adamantan-2-ylcarbamoylmethyl)-cyclopentyl]-N-isobutyl-acetamide
- 15 m) 2-[1-(Adamantan-2-ylcarbamoylmethyl)-cyclopentyl]-N-cyclopropyl-acetamide
- n) N-Adamantan-2-yl-2-[1-(2-oxo-2-pyrrolidin-1-yl-ethyl)-cyclopentyl]-acetamide
- o) {1-[(5-Hydroxy-adamantan-2-ylcarbamoyl)-methyl]-cyclohexyl}-acetic acid
- 20 p) 3,3-Dimethyl-pentanedioic acid adamantan-2-ylamide
cyclopropylamide
- q) 3,3-Dimethyl-5-(4-methyl-piperazin-1-yl)-5-oxo-pentanoic acid
adamantan-2-ylamide
- 25 r) 5-(4-Ethyl-piperazin-1-yl)-3,3-dimethyl-5-oxo-pentanoic acid
adamantan-2-ylamide
- s) 3,3-Dimethyl-pentanedioic acid adamantan-2-ylamide piperidin-1-ylamide
- t) N-Adamantan-2-yl-2-{1-[2-(4-methyl-piperazin-1-yl)-2-oxo-ethyl]-cyclohexyl}-acetamide
- 30 u) N-Adamantan-2-yl-2-{1-[2-(4-ethyl-piperazin-1-yl)-2-oxo-ethyl]-cyclohexyl}-acetamide

- v) N-Adamantan-2-yl-2-{1-[2-(4-methyl-piperazin-1-yl)-2-oxo-ethyl]-cyclopentyl}-acetamide
- w) N-Adamantan-2-yl-2-{1-[2-(4-ethyl-piperazin-1-yl)-2-oxo-ethyl]-cyclopentyl}-acetamide
- 5 x) N-Adamantan-2-yl-2-[1-(piperidin-1-ylcarbamoylmethyl)-cyclopentyl]-acetamide
- y) 2-(1-Cyclopropylcarbamoylmethyl-cyclopentyl)-N-(5-hydroxy-adamantan-2-yl)-acetamide
- 10 z) 2-(1-Cyclopropylcarbamoylmethyl-cyclopentyl)-N-(5-hydroxy-adamantan-2-yl)-acetamide
- aa) N-Adamantan-2-yl-2-(1-cyclopropylcarbamoylmethyl-cyclohexyl)-acetamide
- bb) 3,3-Dimethyl-5-((S)-3-methyl-piperidin-1-yl)-5-oxo-pentanoic acid adamantan-2-ylamide
- 15 cc) 3,3-Dimethyl-5-((R)-3-methyl-piperidin-1-yl)-5-oxo-pentanoic acid adamantan-2-ylamide
- dd) N-Adamantan-2-yl-2-{1-[2-((S)-3-methyl-piperidin-1-yl)-2-oxo-ethyl]-cyclopentyl}-acetamide
- ee) N-Adamantan-2-yl-2-{1-[2-((R)-3-methyl-piperidin-1-yl)-2-oxo-ethyl]-cyclopentyl}-acetamide
- 20 ff) N-Adamantan-2-yl-2-{1-[2-((S)-3-methyl-piperidin-1-yl)-2-oxo-ethyl]-cyclohexyl}-acetamide
- gg) N-Adamantan-2-yl-2-{1-[2-((R)-3-methyl-piperidin-1-yl)-2-oxo-ethyl]-cyclohexyl}-acetamide
- 25 hh) 3,3-Dimethyl-pentanedioic acid cyclopropylamide (5-hydroxy-adamantan-2-yl)-amide
- ii) N-Adamantan-2-yl-4-(4-chloro-2-methoxy-phenoxy)-3,3-dimethyl-butylamide
- jj) N-Adamantan-2-yl-4-(2-chloro-phenoxy)-3,3-dimethyl-butylamide
- 30 kk) N-Adamantan-2-yl-4-(2,4-dichloro-phenoxy)-3,3-dimethyl-butylamide
- ll) N-Adamantan-2-yl-4-(3-cyclopropyl-[1,2,4]oxadiazol-5-yl)-3,3-dimethyl-butylamide

- mm) N-Adamantan-2-yl-4-(3-isopropyl-[1,2,4]oxadiazol-5-yl)-3,3-dimethyl-butylamide
- nn) N-Adamantan-2-yl-3,3-dimethyl-4-(3-pyridin-2-yl-[1,2,4]oxadiazol-5-yl)-butylamide
- 5 oo) N-Adamantan-2-yl-3,3-dimethyl-4-(3-m-tolyl-[1,2,4]oxadiazol-5-yl)-butylamide
- pp) N-Adamantan-2-yl-3,3-dimethyl-4-(3-p-tolyl-[1,2,4]oxadiazol-5-yl)-butylamide
- qq) N-Adamantan-2-yl-4-[3-(4-methoxy-phenyl)-[1,2,4]oxadiazol-5-yl]-3,3-dimethyl-butylamide
- 10 rr) N-Adamantan-2-yl-4-[3-(4-chloro-phenyl)-[1,2,4]oxadiazol-5-yl]-3,3-dimethyl-butylamide
- ss) N-Adamantan-2-yl-2-[1-(3-cyclopropyl-[1,2,4]oxadiazol-5-ylmethyl)-cyclopentyl]-acetamide
- 15 tt) N-Adamantan-2-yl-2-[1-(3-isopropyl-[1,2,4]oxadiazol-5-ylmethyl)-cyclopentyl]-acetamide
- uu) N-Adamantan-2-yl-2-[1-(3-pyridin-2-yl-[1,2,4]oxadiazol-5-ylmethyl)-cyclopentyl]-acetamide
- vv) N-Adamantan-2-yl-2-[1-(3-m-tolyl-[1,2,4]oxadiazol-5-ylmethyl)-cyclopentyl]-acetamide
- 20 ww) N-Adamantan-2-yl-2-[1-(3-p-tolyl-[1,2,4]oxadiazol-5-ylmethyl)-cyclopentyl]-acetamide
- xx) N-Adamantan-2-yl-2-[1-[3-(4-methoxy-phenyl)-[1,2,4]oxadiazol-5-ylmethyl]-cyclopentyl]-acetamide
- 25 and the physiologically acceptable salts, derivatives, prodrugs, solvates and stereoisomers thereof, including mixtures thereof in all ratios.

The nomenclature as used herein for defining compounds, especially the compounds according to the invention, is in general based on the rules of the IUPAC-organisation for chemical compounds and especially organic compounds.

30

The term "hydroxyl" means an OH group.

5 Th terms "Alkyl" or "A", as well as other groups having the prefix "alk", such as alkenyl, alkoxy and alkanoyl, mean carbon chains which may be linear or branched, and combinations thereof, unless the carbon chain is defined otherwise. Examples of alkyl groups include methyl, ethyl, propyl, isopropyl, butyl, sec- and tert-butyl, pentyl, hexyl, heptyl, octyl, nonyl, and the like. Where the specified number of carbon atoms permits, e.g., from C₃-C₁₀,
10 the term alkyl also includes cycloalkyl groups, and combinations of linear or; branched alkyl chains combined with cycloalkyl structures. When no number of carbon atoms is specified, C₁-C₆ is intended. Especially preferred C₁-C₄alkyl. A C₁-C₄alkyl radical is for example a methyl, ethyl, propyl, isopropyl, butyl, isobutyl, tert-butyl.

15 The term "alkyloxy" means alkoxy groups of a straight or branched configuration. "C₁-C₄alkyloxy" means alkoxy groups of a straight or branched configuration having the indicated number of carbon atoms. C₁-C₄alkyloxy is for example a methoxy, ethoxy, propoxy, isopropoxy and the
20 like.

C₃-C₉cycloalkyl is a subset of alkyl and is understood as meaning a saturated monocyclic hydrocarbon having 3 to 9 carbon atoms. Examples of cycloalkyl include cyclopropyl, cyclobutyl, cyclopentyl, cyclohexyl,
25 cycloheptyl, cyclooctyl, and the like. A cycloalkyl group generally is monocyclic unless stated otherwise. Cycloalkyl groups are saturated unless otherwise defined. A C₄-C₈cycloalkyl radical is for example a cyclobutyl, cyclopentyl, cyclohexyl, cycloheptyl, cyclooctyl.

30 The term "C₃-C₉cycloalkyloxy" means alkoxy groups of a cyclic configuration having the indicated number of carbon atoms. C₃-C₉cycloalkyloxy is for example a cyclopropyloxy, cyclobutyloxy,

cyclopentyloxy, cyclohexyloxy, cycloheptyloxy, cyclooctyloxy and the like. A cycloalkyloxy group generally is monocyclic unless stated otherwise.

Cycloalkyloxy groups are saturated unless otherwise defined.

5 The terms "Aryl" or "Ar" mean a mono- or polycyclic aromatic ring system containing carbon ring atoms. The preferred aryls are monocyclic or bicyclic 6-10 membered aromatic ring systems. Examples of "aryl" groups include, but are not limited to phenyl, 2-naphthyl, 1-naphthyl, biphenyl, indanyl as well as substituted derivatives thereof. The most preferred aryl is phenyl.

10

The term "aryloxy" means alkoxy groups of a mono- or polycyclic aromatic ring system containing carbon ring atoms. Examples of "aryl" groups include, but are not limited to Phenyloxy, 2-naphthyloxy, 1-naphthyloxy, biphenyloxy, indanyloxy as well as substituted derivatives thereof. The most preferred aryloxy is phenyloxy.

15

"Heteroaryl" means an aromatic or partially aromatic heterocycle that contains at least one ring heteroatom selected from O, S and N.

Heteroaryls thus includes heteroaryls fused to other kinds of rings, such as

20

aryl, cycloalkyl and heterocycles that are not aromatic. Examples of heteroaryl groups include: pyrrolyl, isoxazolyl, isothiazolyl, pyrazolyl, pyridyl, oxazolyl, oxadiazolyl, thiadiazolyl, thiazolyl, imidazolyl, triazolyl, tetrazolyl, furanyl, triazinyl, thienyl, pyrimidyl, benzisoxazolyl, benzoxazolyl, benzothiazolyl, benzothiadiazolyl, dihydrobenzofuranyl, indolyl, pyridazinyl, indazolyl, isoxazolyl, isoindolyl, dihydrobenzothienyl, indolizynyl, cinnolyl, phthalazinyl, quinazolinyl, naphthyridinyl, carbazolyl, benzdioxinyl, benzodioxolyl, quinoxalinyl, purinyl, furazanyl, thiophenyl, isobenzylfuranyl, benzimidazolyl, benzofuranyl, benzothienyl, quinolyl, indolyl, isoquinolyl, dibenzofuranyl, and the like. For heterocyclyl and heteroaryl groups, rings and ring systems containing from 3-15 atoms are included, forming 1-3 rings.

30

The term "Hal" refers to fluorine, chlorine, bromine and iodine. Bromine and fluorine are generally preferred. Fluorine is most preferred, when the halogens are substituted on an alkyl or alkoxy group (e.g. CF₃ and CF₃O).

5 The term "composition", as in pharmaceutical composition, is intended to encompass a product comprising the active ingredient(s), and the inert ingredient(s) that make up the carrier, as well as any product which results, directly or indirectly, from combination, complexation or aggregation of any
10 two or more of the ingredients, or from dissociation of one or more of the ingredients, or from other types of reactions or interactions of one or more of the ingredients. Accordingly, the pharmaceutical compositions of the present invention encompass any composition made by admixing a compound of the present invention and a pharmaceutically acceptable carrier.

15 The terms "administration of" and "administering a" compound should be understood to mean providing a compound of the invention or a prodrug of a compound of the invention to the individualist need.

20 As used herein, the term "effective amount" means that amount of a drug or pharmaceutical agent that will elicit the biological or medical response of a tissue, system, animal or human that is being sought, for instance, by a researcher or clinician. Furthermore, the term "therapeutically effective amount" means any amount which, as compared to a corresponding
25 subject who has not received such amount, results in improved treatment, healing, prevention, or amelioration of a disease, disorder, or side effect, or a decrease in the rate of advancement of a disease or disorder. The term also includes within its scope amounts effective to enhance normal physiological function.

30 Compounds of structural formula I may contain one or more asymmetric centers and can thus occur as racemates and racemic mixtures, single

enantiomers, diastereomeric mixtures and individual diastereomers. The present invention is meant to comprehend all such isomeric forms of the compounds of structural formula I. Some of the compounds described herein contain olefinic double bonds, and unless specified otherwise, are meant to include both E and Z geometric isomers.

Some of the compounds described herein may exist as tautomers such as keto-enol tautomers. The individual tautomers, as well as mixtures thereof, are encompassed within the compounds of structural formula I.

Compounds of structural formula I may be separated into the individual diastereoisomers by, for example, fractional crystallization from a suitable solvent, for example methanol; or ethyl acetate or a mixture thereof, or via chiral chromatography using an optically active stationary phase. Absolute stereochemistry may be determined by X-ray crystallography of crystalline products or crystalline intermediates which are derivatized, if necessary, with a reagent containing an asymmetric center of known absolute configuration.

Alternatively, any stereoisomer of a compound of the general structural formula I may be obtained by stereospecific synthesis using optically pure starting materials or reagents of known absolute configuration.

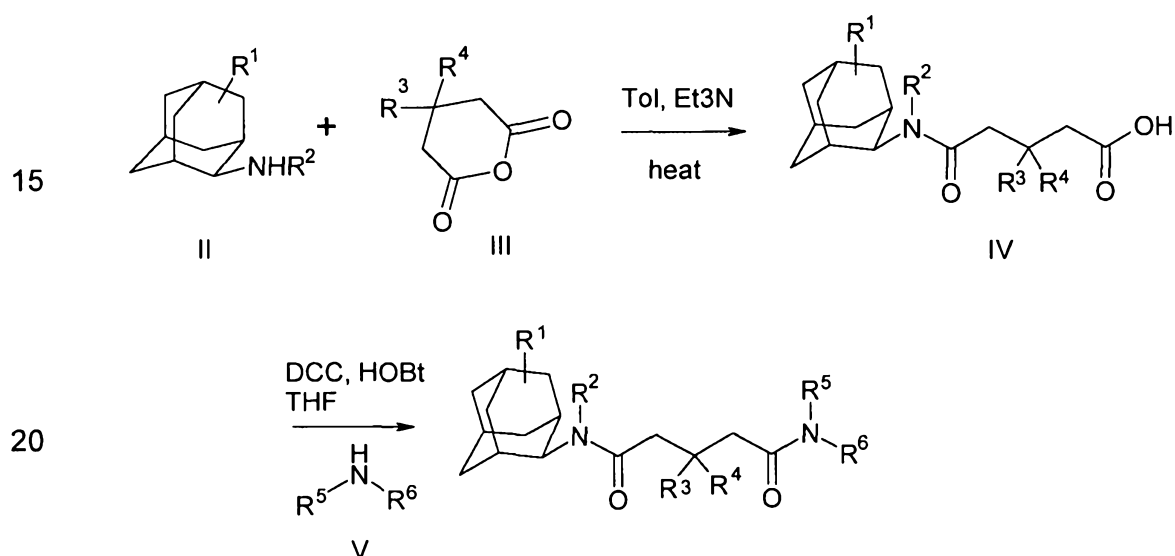
In a different aspect of the invention, a pharmaceutical composition is addressed I comprising a compound in accordance with structural formula I, or a pharmaceutically acceptable salt or solvate thereof, in combination with a pharmaceutically acceptable carrier.

By the term "solvate" is meant a hydrate, an alcoholate, or other solvate of crystallization.

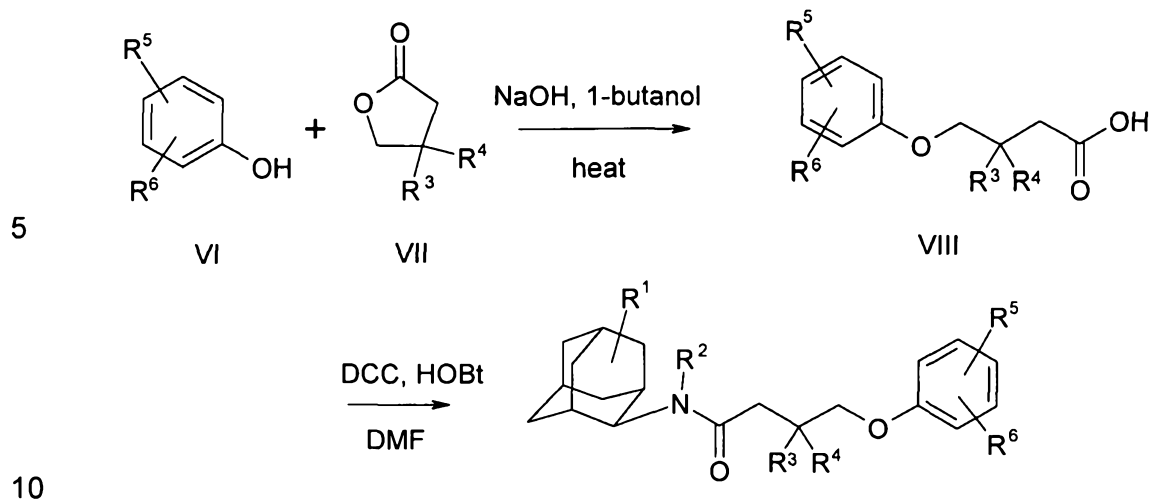
The compounds can be prepared by general method 1, 2 and 3, shown below. In all preparative methods, all starting material is known or may easily prepared from known starting materials.

A further embodiment of the present invention is a method for the preparation of the compounds of the present invention, characterized in that

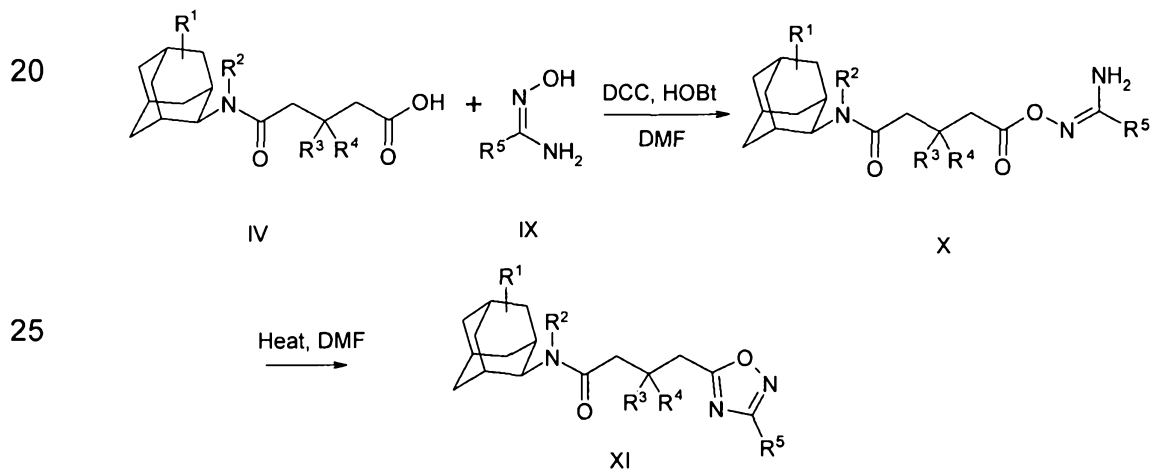
- 5 a) (**general method 1**) an amine of formula II, wherein R^1 and R^2 are as defined above, is reacted with an anhydride of formula III, wherein R^3 and R^4 are as defined above, to obtain a carboxylic acid derivative of formula IV, wherein R^1 , R^2 , R^3 and R^4 are as defined above, and to activate said carboxylic acid derivative with standard carbodiimides, followed by treatment with an amine of formula V, wherein R^5 and R^6 are as defined above,



- b) (**general method 2**) a phenol derivative of formula VI, wherein R^5 and R^6 are as defined above, is reacted with a lactone of formula VII, wherein R^3 and R^4 are as defined above, under heat to obtain a carboxylic acid derivative of formula IV, wherein R^3 , R^4 , R^5 and R^6 are as defined above, and the respective compound of formula I, wherein R^1 , R^2 , R^3 , R^4 , R^5 and R^6 are as defined above, is obtained by amide coupling under standard peptide coupling conditions,



c) (**general method 3**) a carboxylic acid of formula IV, wherein R^1 , R^2 , R^3 and R^4 are as defined above, is activated and reacted with an amidoxime of formula IX, wherein R^5 is as defined above, to obtain an acylamidoxamine of formula X, wherein R^1 , R^2 , R^3 , R^4 and R^5 are as defined above, and cyclization to a oxadiazole of formula XI, wherein R^1 , R^2 , R^3 , R^4 and R^5 are as defined above, is obtained by heating said acylamidoxamine in DMF,



d) a residue R^1 , R^2 , R^3 , R^4 , R^5 , R^6 and/or R^7 as defined above, is converted in another residue R^1 , R^2 , R^3 , R^4 , R^5 , R^6 and/or R^7 , e.g. by introducing an alkyl group, or

e) a compound of formula I is isolated and/or treated with an acid or a base, to obtain the salt thereof.

5 All crude products were subjected to standard chromatography using solvent mixtures containing methanol, ethanol, isopropanol, n-hexane, cyclohexane or petrol ether, respectively.

For a further detailed description of the manufacturing processes, please
10 see also the examples and the following general description of the preferred conditions.

A physiologically acceptable salt of a compound according to formula I can also be obtained by isolating and/or treating the compound of formula I
15 obtained by the described reaction with an acid or a base.

The compounds of the formula I and also the starting materials for their preparation are, are prepared by methods as described in the examples or by methods known per se, as described in the literature (for example in
20 standard works, such as Houben-Weyl, Methoden der Organischen Chemie [Methods of Organic Chemistry], Georg Thieme Verlag, Stuttgart; Organic Reactions, John Wiley & Sons, Inc., New York), to be precise under reaction conditions which are known and suitable for the said reactions. Use can also be made here of variants which are known per se,
25 but are not mentioned here in greater detail.

The starting materials for the claimed process may, if desired, also be formed in situ by not isolating them from the reaction mixture, but instead immediately converting them further into the compounds of the formula I.
30 On the other hand, it is possible to carry out the reaction stepwise.

Preferably, the reaction of the compounds is carried out in the presence of a suitable solvent, which is preferably inert under the respective reaction conditions. Examples of suitable solvents are hydrocarbons, such as hexane, petroleum ether, benzene, toluene or xylene; chlorinated hydrocarbons, such as trichlorethylene, 1,2-dichloroethane, tetrachloromethane, chloroform or dichloromethane; alcohols, such as methanol, ethanol, isopropanol, n-propanol, n-butanol or tert-butanol; ethers, such as diethyl ether, diisopropyl ether, tetrahydrofuran (THF) or dioxane; glycol ethers, such as ethylene glycol monomethyl or monoethyl ether or ethylene glycol dimethyl ether (diglyme); ketones, such as acetone or butanone; amides, such as acetamide, dimethylacetamide, dimethylformamide (DMF) or N-methyl pyrrolidinone (NMP); nitriles, such as acetonitrile; sulfoxides, such as dimethyl sulfoxide (DMSO); nitro compounds, such as nitromethane or nitrobenzene; esters, such as ethyl acetate, or mixtures of the said solvents or mixtures with water. Polar solvents are in general preferred. Examples for suitable polar solvents are chlorinated hydrocarbons, alcohols, glycol ethers, nitriles, amides and sulfoxides or mixtures thereof. More preferred are amides, especially dimethylformamide (DMF).

20

As stated above, the reaction temperature is between about -100°C and 300°C, depending on the reaction step and the conditions used.

25

Reaction times are generally in the range between some minutes and several days, depending on the reactivity of the respective compounds and the respective reaction conditions. Suitable reaction times are readily determinable by methods known in the art, for example reaction monitoring. Based on the reaction temperatures given above, suitable reaction times generally lie in the range between 10 min and 48 hrs.

30

A base of the formula I can be converted into the associated acid-addition salt using an acid, for example by reaction of equivalent amounts of the

base and the acid in a preferably inert solvent, such as ethanol, followed by evaporation. Suitable acids for this reaction are, in particular, those which give physiologically acceptable salts. Thus, it is possible to use inorganic acids, for example sulfuric acid, sulfurous acid, dithionic acid, nitric acid, hydrohalic acids, such as hydrochloric acid or hydrobromic acid, phosphoric acids, such as, for example, orthophosphoric acid, sulfamic acid, furthermore organic acids, in particular aliphatic, alicyclic, araliphatic, aromatic or heterocyclic monobasic or polybasic carboxylic, sulfonic or sulfuric acids, for example formic acid, acetic acid, propionic acid, hexanoic acid, octanoic acid, decanoic acid, hexadecanoic acid, octadecanoic acid, pivalic acid, diethylacetic acid, malonic acid, succinic acid, pimelic acid, fumaric acid, maleic acid, lactic acid, tartaric acid, malic acid, citric acid, gluconic acid, ascorbic acid, nicotinic acid, isonicotinic acid, methane- or ethanesulfonic acid, ethanedisulfonic acid, 2-hydroxyethanesulfonic acid, benzenesulfonic acid, trimethoxybenzoic acid, adamantanecarboxylic acid, p-toluenesulfonic acid, glycolic acid, embonic acid, chlorophenoxyacetic acid, aspartic acid, glutamic acid, proline, glyoxylic acid, palmitic acid, parachlorophenoxyisobutyric acid, cyclohexanecarboxylic acid, glucose 1-phosphate, naphthalenemono- and -disulfonic acids or laurylsulfuric acid.

Salts with physiologically unacceptable acids, for example picrates, can be used to isolate and/or purify the compounds of the formula I.

On the other hand, compounds of the formula I can be converted into the corresponding metal salts, in particular alkali metal salts or alkaline earth metal salts, or into the corresponding ammonium salts, using bases (for example sodium hydroxide, potassium hydroxide, sodium carbonate or potassium carbonate). Suitable salts are furthermore substituted ammonium salts, for example the dimethyl-, diethyl- and diisopropylammonium salts, monoethanol-, diethanol- and diisopropanolammonium salts, cyclohexyl- and dicyclohexylammonium

salts, dibenzylethylenediammonium salts, furthermore, for example, salts with arginine or lysine.

5 If desired, the free bases of the formula I can be liberated from their salts by treatment with strong bases, such as sodium hydroxide, potassium hydroxide, sodium carbonate or potassium carbonate, so long as no further acidic groups are present in the molecule. In the cases where the compounds of the formula I have free acid groups, salt formation can likewise be achieved by treatment with bases. Suitable bases are alkali
10 metal hydroxides, alkaline earth metal hydroxides or organic bases in the form of primary, secondary or tertiary amines.

Every reaction step described herein can optionally be followed by one or more working up procedures and/or isolating procedures. Suitable such
15 procedures are known in the art, for example from standard works, such as Houben-Weyl, Methoden der organischen Chemie [Methods of Organic Chemistry], Georg-Thieme-Verlag, Stuttgart). Examples for such procedures include, but are not limited to evaporating a solvent, distilling, crystallization, fractionised crystallization, extraction procedures, washing
20 procedures, digesting procedures, filtration procedures, chromatography, chromatography by HPLC and drying procedures, especially drying procedures in vacuo and/or elevated temperature.

25 The compounds described herein are selective inhibitors of the 11 β -HSD1 enzyme. Thus, the present invention relates to the use of the compounds of the present invention as for inhibiting the reductase activity of 11 β -hydroxysteroid dehydrogenase 1, which is responsible for the conversion of cortisone to cortisol.

30 The 11 β -HSD1 inhibitors of structural formula I generally have an inhibition constant IC₅₀ of less than about 500 nM, and preferably less than about

100 nM. Generally, the IC₅₀ ratio 11 β -HSD2 to 11 β -HSD1 of a compound is at least about two or more, and preferably about ten or greater. Even more preferred are compounds with an IC₅₀ ratio for 11 β -HSD2 to 11 β -HSD1 of about 20 or greater. For example, compounds of the present invention ideally demonstrate an inhibition constant IC₅₀ against 11 β -HSD2 greater than about 1000 nM, and preferably greater than 5000 nM.

The present invention includes the use of an 11 β -HSD1 inhibitor for the treatment, control, amelioration, prevention, delaying the onset of or reducing the risk of developing the diseases and conditions that are described herein, as mediated by excess or uncontrolled amounts of cortisol and/or other corticosteroids in a mammalian patient, particularly a human, by the administration of an effective amount of a compound of structural formula I or a pharmaceutically acceptable salt or solvate thereof. Inhibition of the 11 β -HSD1 enzyme limits the conversion of cortisone, which is normally inert, to cortisol, which can cause or contribute to the symptoms of these diseases and conditions if present in excessive amounts.

Therefore, a preferred embodiment of the present invention is the use of a compound of the present invention as 11 β -HSD1 inhibitor.

A further preferred embodiment of the present invention is the use of a compound of the present invention for the preparation of a medicament.

A further preferred embodiment of the present invention is the use of a compound of the present invention for the preparation of a medicament for the treatment and/or prevention of diseases, which are caused, mediated and/or propagated by high cortisol levels.

A further preferred embodiment of the present invention is the use of a compound of the present invention for the preparation of a medicament for

the treatment and/or prevention of one ore more disease or condition selected from the group consisting of metabolic syndrome, diabetes, especially non-insulin dependent diabetes mellitus, prediabetes, insulin resistance, low glucose tolerance, hyperglycemia, obesity and weight-related disorders, lipid disorders such as dyslipidemia, hyperlipidemia, hypertriglyceridemia, hypercholesterolemia, low HDL levels or high LDL levels, glaucoma, osteoporosis, glucocorticoid-mediated effects on neuronal function, such as cognitive impairment, anxiety or depression, neurodegenerative disease, immune disorders such as tuberculosis, leprosy or psoriasis, hypertension, atherosclerosis and its sequelae, vascular restenosis, cardiovascular diseases, pancreatitis, retinopathy, neuropathy and nephropathy.

In another aspect of the invention, a method of treating a condition selected from the; group consisting of: hyperglycemia, low glucose tolerance, insulin resistance, obesity, lipid disorders, dyslipidemia, hyperlipidemia, hypertriglyceridemia, hypercholesterolemia, low MEL levels, high LDL levels, atherosclerosis and its sequelae, vascular restenosis, pancreatitis, abdominal obesity, neurodegenerative disease, retinopathy, nephropathy, neuropathy, Metabolic Syndrome, hypertension and other conditions and disorders where insulin resistance is a component, in a mammalian patient in need of such treatment is disclosed, comprising administering to the patient a compound in accordance with structural formula I in an amount that is effective to treat said condition.

In another aspect of the invention, a method of delaying the onset of a condition selected from the group consisting of hyperglycemia, low glucose tolerance, insulin resistance, obesity, lipid disorders, dyslipidemia, hyperlipidemia, hypertriglyceridemia, hypercholesterolemia, low EMIL levels, high LDL levels, atherosclerosis and its sequelae, vascular restenosis, pancreatitis, abdominal obesity, neurodegenerative disease, retinopathy, nephropathy, neuropathy, Metabolic Syndrome, hypertension

and other conditions and disorders where insulin resistance is a component in a mammalian patient in need of such treatment is disclosed, comprising administering to the patient a compound in accordance with structural formula I in an amount that is effective to delay the onset of said condition.

5

A further preferred embodiment of the present invention is a pharmaceutical composition, characterized in that it contains a therapeutically effective amount of one or more compounds according to the invention.

10

A further embodiment of the present invention is a pharmaceutical composition, characterized in that it further contains one or more additional compounds, selected from the group consisting of physiologically acceptable excipients, auxiliaries, adjuvants, diluents, carriers and pharmaceutically active agents other than the compounds according to the invention.

15

An additional preferred embodiment of the present invention is a set (kit) consisting of separate packets of

20

- a) a therapeutically effective amount of one or more compounds according to the invention and
- b) a therapeutically effective amount one ore more further pharmaceutically active agents other than the compounds according to the invention.

25

Compounds of structural formula I may be used in combination with one or more other drugs in the treatment, prevention, suppression or amelioration of diseases or conditions for which compounds of structural formula I or the other drugs have utility. Typically the combination of the drugs is safer or more effective than either drug alone, or the combination is safer or more effective than would it be expected based on the additive properties of the individual drugs. Such other drug(s) may be administered, by a route and in

30

an amount commonly used contemporaneously or sequentially with a compound of structural formula I. When a compound of structural formula I is used contemporaneously with one or more other drugs, a combination product containing such other drug(s) and the compound of structural formula I is preferred. However, combination therapy also includes therapies in which the compound of structural formula I and one or more other drugs are administered on different overlapping schedules. It is contemplated that when used in combination with other active ingredients, the compound of the present invention or the other active ingredient or both may be used effectively in lower doses than when each is used alone. Accordingly, the pharmaceutical compositions of the present invention include those that contain one or more other active ingredients, in addition to a compound of structural formula I. Examples of other active ingredients that may be administered in combination with a compound of structural formula I, and either administered separately or in the same pharmaceutical composition, include, but are not limited to: dipeptidyl peptidase IV (DP-IV) inhibitors; insulin sensitizing agents including PPAR γ agonists such as the glitazones (e.g. troglitazone, pioglitazone, englitazone, MCC-555, rosiglitazone, and the like) and other PPAR ligands, including PPAR α/γ dual agonists, such as KRP-297, and PPAR α agonists such as gemfibrozil, clofibrate, fenofibrate and bezafibrate, and biguanides, such as metformin and phenformin; insulin or insulin mimetics; sulfonylureas and other insulin secretagogues such as tolbutamide, glipizide, meglitinide and related materials; α -glucosidase inhibitors, such as acarbose; glucagon receptor antagonists such as those disclosed in WO 98/04528, WO 99/01423, WO 00/39088 and WO 00/69810; GLP-1, GLP-1 analogs, and GLP-1 receptor agonists such as those disclosed in WOOO/42026 and WOOO/59887; GIP, GIP mimetics such as those disclosed in WOOO/58360, and GIP receptor agonists; PACAP, PACAP mimetics, and PACAP receptor 3 agonists such as those disclosed in WO 01/23420; cholesterol lowering agents such as HMG-CoA reductase inhibitors

(lovastatin, simvastatin, pravastatin, cerivastatin, fluvastatin, atorvastatin, itavastatin, rosuvastatin, and other statins), bile-acid sequestrants (cholestyramine, colestipol, and dialkylaminoalkyl derivatives of a cross-linked dextran), nicotinic alcohol, nicotinic acid or a salt thereof, inhibitors of
5 cholesterol absorption, such as ezetimibe and beta-sitosterol, acyl CoA:cholesterol acyltransferase inhibitors, such as, for example, avasimibe, and anti-oxidants, such as probucol; PPAR δ agonists, such as those disclosed in WO97/28149; antiobesity compounds such as fenfluramine, dextenfluramine, phentermine, sibutramine, orlistat,
10 neuropeptide Y1 or Y5 antagonists, CB 1 receptor inverse agonists and antagonists, adrenergic receptor agonists, melanocortin- receptor agonists, in particular melanocortin-4 receptor agonists, ghrelin antagonists, and melanin-concentrating hormone (MCH) receptor antagonists; ileal bile acid transporter inhibitors; agents intended for use in inflammatory conditions
15 other than glucocorticoids, such as aspirin, non-steroidal anti-inflammatory drugs, azulfidine, and selective cyclooxygenase-2 inhibitors; protein tyrosine phosphatase 1B (PTP-1B) inhibitors; antihypertensives including those acting on the angiotensin or renin systems, such as angiotensin converting enzyme inhibitors, angiotensin II receptor antagonists or renin
20 inhibitors, such as captopril, cilazapril, enalapril, fosinopril, lisinopril, quinapril, ramapril, zofenopril, candesartan, cilexetil, eprosartan, irbesartan, losartan, tasosartan, telnisartan, and valsartan; and inhibitors of cholesteryl ester transfer protein (CETP). The above combinations include a
25 compound of structural formula I, or a pharmaceutically acceptable salt or solvate thereof, with one or more other active compounds. Non limiting examples include combinations of compounds of structural formula I with two or more active compounds selected from biguanides, sulfonylureas, HMG- CoA reductase inhibitors, PPAR agonists, PTP-1B inhibitors, DP-IV inhibitors, and anti-obesity compounds.

30

In another aspect of the invention, a method of reducing the risk of developing a condition selected from the group consisting of hyperglycemia, low glucose tolerance, insulin resistance, obesity, lipid disorders, dyslipidemia, hyperlipidemia, hypertriglyceridemia, hypercholesterolemia, low HDL levels, high LDL levels, atherosclerosis and its sequelae, vascular restenosis, pancreatitis, abdominal obesity, neurodegenerative disease, retinopathy, nephropathy, neuropathy, Metabolic Syndrome, hypertension and other conditions and disorders where insulin resistance is a component in a mammalian patient in need of such treatment is disclosed, comprising administering to the patient a compound in accordance with structural formula I in an amount that is effective to reduce the risk of developing said condition.

In another aspect of the invention, a method of treating a condition selected from the group consisting of hyperglycemia, low glucose tolerance, insulin resistance, obesity, lipid disorders, dyslipidemia, hyperlipidemia, hypertriglyceridemia, hypercholesterolemia, low HDL levels, high LDL levels, atherosclerosis and its sequelae, vascular restenosis, pancreatitis, abdominal obesity, neurodegenerative disease, retinopathy, nephropathy, neuropathy, Metabolic Syndrome, hypertension and other conditions and disorders where insulin resistance is a component, in a mammalian patient in need of such treatment, comprising administering to the patient an effective amount of a compound as defined in structural formula I and a compound selected from the group consisting of: dipeptidyl peptidase-IV (DP-IV) ; inhibitors; insulin sensitizing agents selected from the group consisting of PPAR γ agonists, PPAR α agonists, PPAR α/γ dual agonists, and biguanides; insulin and insulin mimetics; sulfonylureas and other insulin secretagogues; α -glucosidase inhibitors; glucagon receptor antagonists; GLP-1, GLP-1 analogs, and GLP-1 receptor agonists; GIP, GIP mimetics, and GIP receptor agonists; PACAP, PACAP mimetics, and PACAP receptor 3 agonists; cholesterol lowering agents selected from the

group consisting of HMG-CoA reductase inhibitors, sequestrants, nicotinic alcohol, nicotinic acid and salts thereof, inhibitors of cholesterol absorption, acyl CoA:cholesterol acyltransferase inhibitors, and anti-oxidants; PPAR δ agonists; antiobesity compounds; ileal bile acid transporter inhibitors; anti-inflammatory agents, excluding glucocorticoids; protein tyrosine phosphatase 1B (PTP-1B) inhibitors; and antihypertensives including those acting on the angiotensin or renin systems, such as angiotensin converting enzyme inhibitors, angiotensin II receptor antagonists or renin inhibitors, such as captopril, cilazapril, enalapril, fosinopril, lisinopril, quinapril, ramapril, zofenopril, candesartan, cilexetil, eprosartan, irbesartan, losartan, tasosartan, telmisartan, and valsartan; said compounds being administered to the patient in an amount that is effective to treat said condition. :

Dipeptidyl peptidase-IV inhibitors that can be combined with compounds of structural formula I include those disclosed in WO 03/004498, WO 03/004496; EP 1 258 476; WO 02/083128; WO 02/062764; WO 03/00025; WO 03/002530; WO 03/002531; WO 03/002553; WO 03/002593; WO 03/000180; and WO 03/000181. Specific DP-IV inhibitor compounds include isoleucine thiazolidide; NVP-DPP728; P32/98; and LAF 237.

Antiobesity compounds that can be combined with compounds of structural formula I include fenfluramine, dexfenfluramine, phentermine, sibutramine, orlistat, neuropeptide Y1 or Y5 antagonists, cannabinoid CB 1 receptor antagonists or inverse agonists, melanocortin receptor agonists, in particular, melanocortin-4 receptor agonists, ghrelin antagonists, and melanin-concentrating hormone (MCH) receptor antagonists. For a review of anti-obesity compounds that can be combined with compounds of structural formula I, see S. Chaki et al., "Recent advances in feeding suppressing agents: potential therapeutic strategy for the treatment of obesity," Expert Opin. Ther. Patents, 11: 1677-1692 (2001) and D. Spanswick and K. Lee, "Emerging antiobesity drugs," Expert Opin. Emerging Drugs, 8: 217- 237 (2003).

Neuropeptide Y5 antagonists that can be combined with compounds of structural formula I include those disclosed in U.S. Patent No. 6,335,345 and WO 01/14376; and specific compounds identified as GW59884A;
5 GW569180A; LY366377; and COP-71683A.

Cannabinoid CB 1 receptor antagonists that can be combined with compounds of formula I include those disclosed in PCT Publication WO 03/007887; U.S. Patent No. 5,624,941, such as rimonabant; PCT
10 Publication WO 02/076949, such as SLV-319; U.S. Patent No. 6,028,084; PCT Publication WO 98/41519; PCT Publication WO 00/10968; PCT Publication WO 99/02499; U.S. Patent No. 5,532,237; and U.S. Patent No. 5,292,736.

15 Melanocortin receptor agonists that can be combined with compounds of formula I include those disclosed in WO 03/009847; WO 02/068388; WO 99/64002; WO 00/74679; WO 01/70708 ; and WO 01/70337 as well as those disclosed in J.D. Speake et al., "Recent advances in the development of melanocortin-4 receptor agonists, Expert Opin. Ther.
20 Patents, 12: 1631-1638 (2002).

In another aspect of the invention, a method of treating a condition selected from the group consisting of hypercholesterolemia, atherosclerosis, low HDL levels, high LDL levels, hyperlipidemia, hypertriglyceridemia, and
25 dyslipidemia, in a mammalian patient in need of such treatment is disclosed, comprising administering to the patient a therapeutically effective amount of a compound as defined in structural formula I and an HMG-CoA reductase inhibitor.

30 More particularly, in another aspect of the invention, a method of treating a condition selected from the group consisting of hypercholesterolemia, atherosclerosis, low HDL levels, high LDL levels, hyperlipidemia,

hypertriglyceridemia and dyslipidemia, in a mammalian patient in need of such treatment is disclosed, wherein the HMG-CoA reductase inhibitor is a statin.

5 Even more particularly, in another aspect of the invention, a method of treating a condition selected from the group consisting of hypercholesterolemia, atherosclerosis, low HDL levels, high LDL levels, hyperlipidemia, hypertriglyceridemia and dyslipidemia, in a mammalian patient in need of such treatment is disclosed, wherein the HMG-CoA
10 reductase inhibitor is a statin selected from the group consisting of lovastatin, simvastatin, pravastatin, cerivastatin, fluvastatin, atorvastatin, itavastatin and rosuvastatin.

In another aspect of the invention, a method of reducing the risk of
15 developing a condition selected from the group consisting of hypercholesterolemia, atherosclerosis, low HDL levels, high LDL levels, hyperlipidemia, hypertriglyceridemia and dyslipidemia, and the sequelae of such conditions is disclosed comprising administering to a mammalian patient in need of such treatment a therapeutically effective amount of a
20 compound as defined in structural formula I and an HMG-CoA reductase inhibitor.

In another aspect of the invention, a method for delaying the onset or reducing the risk of; developing atherosclerosis in a human patient in need
25 of such treatment is disclosed comprising administering to said patient an effective amount of a compound as defined in structural formula I and an HMG-CoA reductase inhibitor.

More particularly, a method for delaying the onset or reducing the risk of
30 developing atherosclerosis in a human patient in need of such treatment is disclosed, wherein the HMG-CoA reductase inhibitor is a statin.

Even more particularly, a method for delaying the onset or reducing the risk of developing atherosclerosis in a human patient in need of such treatment is disclosed, wherein the HMG-CoA reductase inhibitor is a statin selected from the group consisting of: lovastatin, simvastatin, pravastatin, cerivastatin, fluvastatin, atorvastatin, itavastatin, and rosuvastatin.

Even more particularly, a method for delaying the onset or reducing the risk of developing atherosclerosis in a human patient in need of such treatment is disclosed, wherein the statin is simvastatin.

In another aspect of the invention, a method for delaying the onset or reducing the risk of developing atherosclerosis in a human patient in need of such treatment is disclosed, wherein the HMG-CoA reductase inhibitor is a statin and further comprising administering a cholesterol absorption inhibitor.

More particularly, in another aspect of the invention, a method for delaying the onset or reducing the risk of developing atherosclerosis in a human patient in need of such treatment is disclosed, wherein the HMG-CoA reductase inhibitor is a statin and the cholesterol absorption inhibitor is ezetimibe.

In another aspect of the invention, a pharmaceutical composition is disclosed which comprises a compound according to structural formula I, a compound selected from the group consisting of: DP-IV inhibitors; insulin I sensitizing agents selected from the group consisting of PPAR α agonists; PPAR γ agonists, PPAR α/γ dual agonists, and biguanides; insulin and insulin mimetics; sulfonylureas and other insulin secretagogues; α -glucosidase inhibitors; glucagon receptor antagonists; GLP-1, GLP-1 analogs, and GLP-1 receptor agonists; GIP, GIP mimetics, and GIP receptor agonists; PACAP, PACAP mimetics, and PACAP receptor 3

agonists; cholesterol lowering agents selected from the group consisting of HMG-CoA reductase inhibitors, sequestrants, (nicotiny) alcohol, nicotinic acid or a salt thereof, inhibitors of cholesterol absorption, acyl CoA:cholesterol acyltransferase inhibitors, and anti-oxidants; PPAR δ agonists; antiobesity compounds; ileal bile acid transporter inhibitors; anti-inflammatory agents other than glucocorticoids; protein tyrosine phosphatase 1B (PTP-1B) inhibitors; and antihypertensives including those acting on the angiotensin or renin systems, such as angiotensin converting enzyme inhibitors, angiotensin II receptor antagonists or renin inhibitors, such as captopril, cilazapril, enalapril, fosinopril, lisinopril, quinapril, ramapril, zofenopril, candesartan, cilexetil, eprosartan, irbesartan, losartan, tasosartan, telmisartan, and valsartan; inhibitors of cholesteryl ester transfer protein (CETP); and a pharmaceutically acceptable carrier.

A further embodiment of the present invention is a process for the manufacture of said pharmaceutical compositions, characterized in that one or more compounds according to the invention and one or more compounds selected from the group consisting of solid, liquid or semiliquid excipients, auxiliaries, adjuvants, diluents, carriers and pharmaceutically active agents other than the compounds according to the invention, are converted in a suitable dosage form.

The pharmaceutical compositions of the present invention may be administered by any means that achieve their intended purpose. For example, administration may be by oral, parenteral, topical, enteral, intravenous, intramuscular, inhalant, nasal, intraarticular, intraspinal, transtracheal, transocular, subcutaneous, intraperitoneal, transdermal, or buccal routes. Alternatively, or concurrently, administration may be by the oral route. The dosage administered will be dependent upon the age, health, and weight of the recipient, kind of concurrent treatment, if any,

frequency of treatment, and the nature of the effect desired. Parenteral administration is preferred. Oral administration is especially preferred.

5 Suitable dosage forms include, but are not limited to capsules, tablets, pellets, dragees, semi-solids, powders, granules, suppositories, ointments, creams, lotions, inhalants, injections, cataplasms, gels, tapes, eye drops, solution, syrups, aerosols, suspension, emulsion, which can be produced according to methods known in the art, for example as described below:

10 tablets:
mixing of active ingredient/s and auxiliaries, compression of said mixture into tablets (direct compression), optionally granulation of part of mixture before compression.

15 capsules:
mixing of active ingredient/s and auxiliaries to obtain a flowable powder, optionally granulating powder, filling powders/granulate into opened capsules, capping of capsules.

20 semi-solids (ointments, gels, creams):
dissolving/dispersing active ingredient/s in an aqueous or fatty carrier; subsequent mixing of aqueous/fatty phase with complementary fatty/ aqueous phase, homogenization (creams only).

25 suppositories (rectal and vaginal):
dissolving/dispersing active ingredient/s in carrier material liquified by heat (rectal: carrier material normally a wax; vaginal: carrier normally a heated solution of a gelling agent), casting said mixture into suppository forms, annealing and withdrawal suppositories from the forms.

30 aerosols:

dispersing/dissolving active agent/s in a propellant, bottling said mixture into an atomizer.

5 In general, non-chemical routes for the production of pharmaceutical compositions and/or pharmaceutical preparations comprise processing steps on suitable mechanical means known in the art that transfer one or more compounds according to the invention into a dosage form suitable for administration to a patient in need of such a treatment. Usually, the transfer of one or more compounds according to the invention into such a dosage form comprises the addition of one or more compounds, selected from the group consisting of carriers, excipients, auxiliaries and pharmaceutical active ingredients other than the compounds according to the invention. Suitable processing steps include, but are not limited to combining, milling, mixing, granulating, dissolving, dispersing, homogenizing, casting and/or compressing the respective active and non-active ingredients. Mechanical means for performing said processing steps are known in the art, for example from Ullmann's Encyclopedia of Industrial Chemistry, 5th Edition. In this respect, active ingredients are preferably at least one compound according to this invention and one or more additional compounds other than the compounds according to the invention, which show valuable pharmaceutical properties, preferably those pharmaceutical active agents other than the compounds according to the invention, which are disclosed herein.

20

25 Particularly suitable for oral use are tablets, pills, coated tablets, capsules, powders, granules, syrups, juices or drops, suitable for rectal use are suppositories, suitable for parenteral use are solutions, preferably oil-based or aqueous solutions, furthermore suspensions, emulsions or implants, and suitable for topical use are ointments, creams or powders. The novel compounds may also be lyophilised and the resultant lyophilisates used, for example, for the preparation of injection preparations. The preparations indicated may be sterilised and/or comprise assistants, such as lubricants,

30

preservatives, stabilisers and/or wetting agents, emulsifiers, salts for modifying the osmotic pressure, buffer substances, dyes, flavours and/or a plurality of further active ingredients, for example one or more vitamins.

5 Suitable excipients are organic or inorganic substances, which are suitable for enteral (for example oral), parenteral or topical administration and do not react with the novel compounds, for example water, vegetable oils, benzyl alcohols, alkylene glycols, polyethylene glycols, glycerol triacetate, gelatine, carbohydrates, such as lactose, sucrose, mannitol, sorbitol or
10 starch (maize starch, wheat starch, rice starch, potato starch), cellulose preparations and/or calcium phosphates, for example tricalcium phosphate or calcium hydrogen phosphate, magnesium stearate, talc, gelatine, tragacanth, methyl cellulose, hydroxypropylmethylcellulose, sodium carboxymethylcellulose, polyvinyl pyrrolidone and/or Vaseline.

15 If desired, disintegrating agents may be added such as the above-mentioned starches and also carboxymethyl-starch, cross-linked polyvinyl pyrrolidone, agar, or alginic acid or a salt thereof, such as sodium alginate. Auxiliaries include, without limitation, flow-regulating agents and lubricants,
20 for example, silica, talc, stearic acid or salts thereof, such as magnesium stearate or calcium stearate, and/or polyethylene glycol. Dragee cores are provided with suitable coatings, which, if desired, are resistant to gastric juices. For this purpose, concentrated saccharide solutions may be used, which may optionally contain gum arabic, talc, polyvinyl pyrrolidone,
25 polyethylene glycol and/or titanium dioxide, lacquer solutions and suitable organic solvents or solvent mixtures. In order to produce coatings resistant to gastric juices or to provide a dosage form affording the advantage of prolonged action, the tablet, dragee or pill can comprise an inner dosage and an outer dosage component the latter being in the form of an envelope
30 over the former. The two components can be separated by an enteric layer, which serves to resist disintegration in the stomach and permits the inner component to pass intact into the duodenum or to be delayed in release. A

variety of materials can be used for such enteric layers or coatings, such materials including a number of polymeric acids and mixtures of polymeric acids with such materials as shellac, acetyl alcohol, solutions of suitable cellulose preparations such as acetyl-cellulose phthalate, cellulose acetate or hydroxypropymethyl-cellulose phthalate, are used. Dye stuffs or pigments may be added to the tablets or dragee coatings, for example, for identification or in order to characterize combinations of active compound doses.

Suitable carrier substances are organic or inorganic substances which are suitable for enteral (e.g. oral) or parenteral administration or topical application and do not react with the novel compounds, for example water, vegetable oils, benzyl alcohols, polyethylene glycols, gelatin, carbohydrates such as lactose or starch, magnesium stearate, talc and petroleum jelly. In particular, tablets, coated tablets, capsules, syrups, suspensions, drops or suppositories are used for enteral administration, solutions, preferably oily or aqueous solutions, furthermore suspensions, emulsions or implants, are used for parenteral administration, and ointments, creams or powders are used for topical application. The novel compounds can also be lyophilized and the lyophilizates obtained can be used, for example, for the production of injection preparations.

The preparations indicated can be sterilized and/or can contain excipients such as lubricants, preservatives, stabilizers and/or wetting agents, emulsifiers, salts for affecting the osmotic pressure, buffer substances, colorants, flavourings and/or aromatizers. They can, if desired, also contain one or more further active compounds, e.g. one or more vitamins.

Other pharmaceutical preparations, which can be used orally include push-fit capsules made of gelatine, as well as soft, sealed capsules made of gelatine and a plasticizer such as glycerol or sorbitol. The push-fit capsules can contain the active compounds in the form of granules, which may be

mixed with fillers such as lactose, binders such as starches, and/or lubricants such as talc or magnesium stearate and, optionally, stabilizers. In soft capsules, the active compounds are preferably dissolved or suspended in suitable liquids, such as fatty oils, or liquid paraffin. In addition, stabilizers may be added.

The liquid forms in which the novel compositions of the present invention may be incorporated for administration orally include aqueous solutions, suitably flavoured syrups, aqueous or oil suspensions, and flavoured emulsions with edible oils such as cottonseed oil, sesame oil, coconut oil or peanut oil, as well as elixirs and similar pharmaceutical vehicles. Suitable dispersing or suspending agents for aqueous suspensions include synthetic and natural gums such as tragacanth, acacia, alginate, dextran, sodium carboxymethylcellulose, methylcellulose, polyvinyl-pyrrolidone or gelatine.

Suitable formulations for parenteral administration include aqueous solutions of the active compounds in water-soluble form, for example, water-soluble salts and alkaline solutions. In addition, suspensions of the active compounds as appropriate oily injection suspensions may be administered. Suitable lipophilic solvents or vehicles include fatty oils, for example, sesame oil, or synthetic fatty acid esters, for example, ethyl oleate or triglycerides or polyethylene glycol-400 (the compounds are soluble in PEG-400).

Aqueous injection suspensions may contain substances, which increase the viscosity of the suspension, including, for example, sodium carboxymethyl cellulose, sorbitol, and/or dextran, optionally, the suspension may also contain stabilizers.

For administration as an inhalation spray, it is possible to use sprays in which the active ingredient is either dissolved or suspended in a propellant

gas or propellant gas mixture (for example CO₂ or chlorofluorocarbons).
The active ingredient is advantageously used here in micronized form, in
which case one or more additional physiologically acceptable solvents may
be present, for example ethanol. Inhalation solutions can be administered
5 with the aid of conventional inhalers.

Possible pharmaceutical preparations, which can be used rectally include,
for example, suppositories, which consist of a combination of one or more
of the active compounds with a suppository base. Suitable suppository
10 bases are, for example, natural or synthetic triglycerides, or paraffin
hydrocarbons. In addition, it is also possible to use gelatine rectal capsules,
which consist of a combination of the active compounds with a base.
Possible base materials include, for example, liquid triglycerides,
polyethylene glycols, or paraffin hydrocarbons.

15 For use in medicine, the compounds of the present invention will be in the
form of pharmaceutically acceptable salts. Other salts may, however, be
useful in the preparation of the compounds according to the invention or of
their pharmaceutically acceptable salts. Suitable pharmaceutically
20 acceptable salts of the compounds of this invention include acid addition
salts which may, for example be formed by mixing a solution of the
compound according to the invention with a solution of a pharmaceutically
acceptable acid such as hydrochloric acid, sulphuric acid,
methanesulphonic acid, fumaric acid, maleic acid, succinic acid, acetic
25 acid, benzoic acid, oxalic acid, citric acid, tartaric acid, carbonic acid or
phosphoric acid. Furthermore, where the compounds of the invention carry
an acidic moiety, suitable pharmaceutically acceptable salts thereof may
include alkali metal salts, e.g. sodium or potassium salts; alkaline earth
metal salts, e.g. calcium or magnesium salts; and salts formed with suitable
30 organic bases, e.g. quaternary ammonium salts.

The present invention includes within its scope prodrugs of the compounds of the present invention above. In general, such prodrugs will be functional derivatives of the compounds of the present invention, which are readily convertible in vivo into the required compound of the present invention.

5 Conventional procedures for the selection and preparation of suitable prodrug derivatives are described, for example, in Design of Prodrugs, ed. H. Bundgaard, Elsevier, 1985.

10 The pharmaceutical preparations can be employed as medicaments in human and veterinary medicine. As used herein, the term "effective amount" means that amount of a drug or pharmaceutical agent that will elicit the biological or medical response of a tissue, system, animal or human that is being sought, for instance, by a researcher or clinician. Furthermore, the term "therapeutically effective amount" means any
15 amount which, as compared to a corresponding subject who has not received such amount, results in improved treatment, healing, prevention, or amelioration of a disease, disorder, or side effect, or a decrease in the rate of advancement of a disease or disorder. The term also includes within its scope amounts effective to enhance normal physiological function. Said
20 therapeutic effective amount of one or more of the compounds according to the invention is known to the skilled artisan or can be easily determined by standard methods known in the art.

25 The substances according to the invention are generally administered analogously to commercial preparations. Usually, suitable doses that are therapeutically effective lie in the range between 0.0005 mg and 1000 mg, preferably between 0.005 mg and 500 mg and especially between 0.5 and 100 mg per dose unit. The daily dose is preferably between about 0.001 and 10 mg/kg of body weight.

30

Those of skill will readily appreciate that dose levels can vary as a function of the specific compound, the severity of the symptoms and the

susceptibility of the subject to side effects. Some of the specific compounds are more potent than others. Preferred dosages for a given compound are readily determinable by those of skill in the art by a variety of means. A preferred means is to measure the physiological potency of a
5 given compound.

The host, or patient, may be from any mammalian species, e.g., primate sp., particularly human; rodents, including mice, rats and hamsters; rabbits; equines, bovines, canines, felines; etc. Animal models are of interest for
10 experimental investigations, providing a model for treatment of human disease.

The specific dose for the individual patient depends, however, on the multitude of factors, for example on the efficacy of the specific compounds employed, on the age, body weight, general state of health, the sex, the
15 kind of diet, on the time and route of administration, on the excretion rate, the kind of administration and the dosage form to be administered, the pharmaceutical combination and severity of the particular disorder to which the therapy relates. The specific therapeutic effective dose for the
20 individual patient can readily be determined by routine experimentation, for example by the doctor or physician, which advises or attends the therapeutic treatment.

In the case of many disorders, the susceptibility of a particular cell to
25 treatment with the subject compounds may be determined by in vitro testing. Typically a culture of the cell is combined with a subject compound at varying concentrations for a period of time sufficient to allow the active agents to show a relevant reaction, usually between about one hour and one week. For in vitro testing, cultured cells from a biopsy sample may be
30 used.

Even without further details, it is assumed that a person skilled in the art will be able to utilise the above description in the broadest scope. The preferred embodiments should therefore merely be regarded as descriptive disclosure, which is absolutely not limiting in any way.

5

Above and below, all temperatures are indicated in °C. In the following examples, "conventional work-up" means that, if necessary, the solvent is removed, water is added if necessary, the pH is adjusted, if necessary, to between 2 and 10, depending on the constitution of the end product, the mixture is extracted with ethyl acetate or dichloromethane, the phases are separated, the organic phase is washed with saturated NaHCO₃ solution, if desired with water and saturated NaCl solution, is dried over sodium sulfate, filtered and evaporated, and the product is purified by chromatography on silica gel, by preparative HPLC and/or by crystallisation. The purified compounds are, if desired, freeze-dried. Mass spectrometry (MS): ESI (electrospray ionisation) (M+H)⁺

10

15

List of Abbreviations and Acronyms:

AcOH acetic acid, anh anhydrous, atm atmosphere(s), BOC tert-butoxycarbonyl CDI 1,1'-carbonyl diimidazole, conc concentrated, d day(s), dec decomposition, DMAC NN-dimethylacetamide, DMPU 1,3-dimethyl-3,4,5,6-tetrahydro-2(1H)-pyrimidinone, DMF NN-dimethylformamide, DMSO dimethylsulfoxide, DPPA diphenylphosphoryl azide, EDCI 1-(3-dimethylaminopropyl)-3-ethylcarbodiimide, EtOAc ethyl acetate, EtOH ethanol (100%), Et₂O diethyl ether, Et₃N triethylamine, h hour(s), MeOH methanol, pet. ether petroleum ether (boiling range 30-60°C), temp. temperature, THF tetrahydrofuran, TFA trifluoroAcOH, Tf trifluoromethanesulfonyl.

20

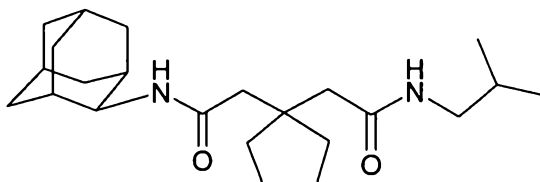
25

The compounds of the present invention can be prepared by the general methods 1, 2 and 3 shown below. In all preparative methods, all starting material is known or may easily be prepared from known starting materials.

30

Example 1 (general method 1)

Synthesis of N-Adamantan-2-yl-2-[1-(isobutylcarbamoyl-methyl)-cyclopentyl-
acetamide and analogues



h 11 β -HSD-1 IC₅₀ = 9 nM

Step A: A mixture of 2-adamantylamine (2.8 g, 15 mmol), anhydride (3.0 g, 18 mmol) and triethylamine (2 ml, 15 mmol) in toluene (30 ml) was heated under reflux overnight. The reaction was concentrated and the residue filtered on a short bed of silica gel. The residue was triturated in Et₂O and the precipitate was filtered and dried under vacuum to give 4.8 g (69%) as a white solid.

HPLC-MS (M+H⁺) 320.4

Step B: Isopropylamine (31 μ l, 0.3 mmol) and HOBt (46 mg, 0.3 mmol) were added to a solution of the above prepared acid (100 mg, 0.3 mmol) in THF (1 ml). The mixture was cooled to -5°C and a solution of DCC (64 mg, 0.3 mmol) in THF (1 ml) was added dropwise. The reaction mixture was stirred at rt overnight. The formed urea precipitate was filtered-off and the filtrate concentrated. The residue was purified by flash chromatography to give a white powder 117 mg (24%).

HPLC-MS (M+H⁺) 375.5; ¹H NMR (300 MHz, DMSO-d₆) δ ppm 8.40 (d, *J* = 8 Hz, 1H), 8.17 (t, *J* = 6 Hz, 1H), 3.89 (d, *J* = 8 Hz, 1 H), 2.93 (t, *J* = 6 Hz, 2H), 2.25 (s, 2H), 2.23 (s, 2H), 1.95-1.41 (m, 22H), 0.86 (d, *J* = 6.5 Hz, 6H)

Examples prepared by method 1:

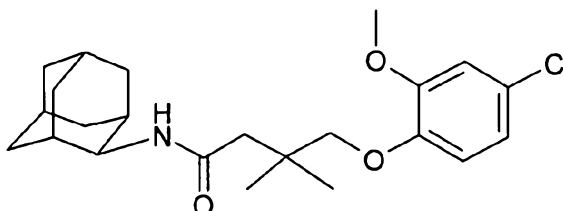
	Examples	Mass (LCMS)
5	N-Adamantan-2-yl-2-[1-(isobutylcarbamoyl-methyl)-cyclopentyl]-acetamide	M+1 = 375,3
	4-(Adamantan-2-ylcarbamoyl)-3,3-dimethyl-butyric acid	M+1 = 294,2
	[1-(Adamantan-2-ylcarbamoylmethyl)-cyclopentyl]-acetic acid	M+1 = 320,1
10	[1-(Adamantan-2-ylcarbamoylmethyl)-cyclohexyl]-acetic acid	M+1 = 334,2
	2-[1-(Adamantan-2-ylcarbamoylmethyl)-cyclopentyl]-N-(4-fluoro-phenyl)-acetamide	M+1 = 413,3
15	2-[1-(Adamantan-2-ylcarbamoylmethyl)-cyclopentyl]-N-benzyl-N-methyl-acetamide	M+1 = 423,4
	2-[1-(Adamantan-2-ylcarbamoylmethyl)-cyclopentyl]-N-(2-methoxy-phenyl)-acetamide	M+1 = 425,3
	2-[1-(Adamantan-2-ylcarbamoylmethyl)-cyclopentyl]-N-(4-methoxy-phenyl)-acetamide	M+1 = 425,3
20	2-[1-(Adamantan-2-ylcarbamoylmethyl)-cyclopentyl]-N-(4-fluoro-benzyl)-acetamide	M+1 = 427,4
	2-[1-(Adamantan-2-ylcarbamoylmethyl)-cyclopentyl]-N-pyridin-2-ylmethyl-acetamide	M+1 = 410,3
25	2-[1-(Adamantan-2-ylcarbamoylmethyl)-cyclopentyl]-N-thiazol-2-yl-acetamide	M+1 = 402,4
	2-[1-(Adamantan-2-ylcarbamoylmethyl)-cyclopentyl]-N-isobutyl-acetamide	M+1 = 375,4
	2-[1-(Adamantan-2-ylcarbamoylmethyl)-cyclopentyl]-N-cyclopropyl-acetamide	M+1 = 359,3
30	N-Adamantan-2-yl-2-[1-(2-oxo-2-pyrrolidin-1-yl-ethyl)-cyclopentyl]-acetamide	M+1 = 373,3

5	{1-[(5-Hydroxy-adamantan-2-ylcarbamoyl)-methyl]-cyclohexyl}-acetic acid	M+1 = 350,1
	3,3-Dimethyl-pentanedioic acid adamantan-2-ylamide cyclopropylamide	M+1 = 333,2
	3,3-Dimethyl-5-(4-methyl-piperazin-1-yl)-5-oxo-pentanoic acid adamantan-2-ylamide	M+1 = 376,3
	5-(4-Ethyl-piperazin-1-yl)-3,3-dimethyl-5-oxo-pentanoic acid adamantan-2-ylamide	M+1 = 390,2
10	3,3-Dimethyl-pentanedioic acid adamantan-2-ylamide piperidin-1-ylamide	M+1 = 376,3
	N-Adamantan-2-yl-2-{1-[2-(4-methyl-piperazin-1-yl)-2-oxo-ethyl]-cyclohexyl}-acetamide	M+1 = 416,1
15	N-Adamantan-2-yl-2-{1-[2-(4-ethyl-piperazin-1-yl)-2-oxo-ethyl]-cyclohexyl}-acetamide	M+1 = 430,2
	N-Adamantan-2-yl-2-{1-[2-(4-methyl-piperazin-1-yl)-2-oxo-ethyl]-cyclopentyl}-acetamide	M+1 = 402,2
	N-Adamantan-2-yl-2-{1-[2-(4-ethyl-piperazin-1-yl)-2-oxo-ethyl]-cyclopentyl}-acetamide	M+1 = 416,3
20	N-Adamantan-2-yl-2-[1-(piperidin-1-ylcarbamoylmethyl)-cyclopentyl]-acetamide	M+1 = 402,2
	2-(1-Cyclopropylcarbamoylmethyl-cyclopentyl)-N-(5-hydroxy-adamantan-2-yl)-acetamide	M+1 = 375,2
25	2-(1-Cyclopropylcarbamoylmethyl-cyclopentyl)-N-(5-hydroxy-adamantan-2-yl)-acetamide	M+1 = 376,3
	N-Adamantan-2-yl-2-(1-cyclopropylcarbamoylmethyl-cyclohexyl)-acetamide	M+1 = 373,3
30	3,3-Dimethyl-5-((S)-3-methyl-piperidin-1-yl)-5-oxo-pentanoic acid adamantan-2-ylamide	M+1 = 375,1
	3,3-Dimethyl-5-((R)-3-methyl-piperidin-1-yl)-5-oxo-pentanoic acid adamantan-2-ylamide	M+1 = 375,1
	N-Adamantan-2-yl-2-{1-[2-((S)-3-methyl-piperidin-1-yl)-	M+1 = 401,3

	2-oxo-ethyl]-cyclopentyl]-acetamide	
	N-Adamantan-2-yl-2-{1-[2-((R)-3-methyl-piperidin-1-yl)-2-oxo-ethyl]-cyclopentyl]-acetamide	M+1 = 401,3
5	N-Adamantan-2-yl-2-{1-[2-((S)-3-methyl-piperidin-1-yl)-2-oxo-ethyl]-cyclohexyl]-acetamide	M+1 = 415,3
	N-Adamantan-2-yl-2-{1-[2-((R)-3-methyl-piperidin-1-yl)-2-oxo-ethyl]-cyclohexyl]-acetamide	M+1 = 415,3
10	3,3-Dimethyl-pentanedioic acid cyclopropylamide (5-hydroxy-adamantan-2-yl)-amide	M+1 = 349,2

Example 2 (general method 2)

Synthesis of N-Adamantan-2-yl-4-(4-chloro-2-methoxy-phenoxy)-3,3-dimethyl-butyramide and analogues



h-11 β -HSD-1 IC₅₀ = 45 nM

Step A: A mixture of phenol (65 g, 0.4 mol) and NaOH (16 g, 0.4 mol) in 1-butanol (160 g) was stirred at 130-140°C and butanol/H₂O distilled off.

The lactone (62.4 g, 0.54 mol) was added at once. The temperature was raised to 160-170°C for 10 h. After cooling to 80°C, water was added followed by the addition of 1N HCl. The reaction mixture was extracted with DCM and the organic layer was washed with water, dried over Na₂SO₄ and concentrated. The brown residue was distilled under vacuum to yield a yellow oil which crystallize on standing (110 g, 33%).

Step B: A solution of DCC (166 mg, 0.80 mmol) in THF (1 ml) was added dropwise to a mixture of 2-adamantylamine (151 mg, 0.80 mmol), the carboxylic acid (200 mg, 0.73 mmol), HOBt (108 mg, 0.8 mmol) and triethylamine (110 μ l, 0.80 mmol) in THF (3 ml). The reaction mixture was stirred at rt overnight and filtered. The filtrate was concentrated and the residue dissolved in EtOAc. The EtOAc solution was washed with 1N NaOH solution, water, brine, dried over Na₂SO₄ and concentrated. The residue was purified by flash chromatography to give a white powder (297 mg, 64%).

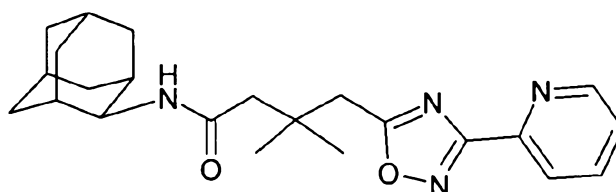
HPLC-MS ($M+H^+$) 406.9; ¹H NMR (300 MHz, DMSO-d₆) δ ppm 7.60 (d, J = 6 Hz, 1H), 7.00 (d, J = 2 Hz, 1H), 6.90 (m, 2H), 3.85 (d, J = 7 Hz, 1H), 3.80 (s, 3H), 3.77 (s, 2H), 2.25 (s, 2H), 1.98-1.46 (m, 14 H), 1.06 (s, 6H)

Examples prepared by method 2:

Examples	Mass (LCMS)
N-Adamantan-2-yl-4-(4-chloro-2-methoxy-phenoxy)-3,3-dimethyl-butyramide	$M+1 = 406,1$
N-Adamantan-2-yl-4-(2-chloro-phenoxy)-3,3-dimethyl-butyramide	$M+1 = 376,1$
N-Adamantan-2-yl-4-(2,4-dichloro-phenoxy)-3,3-dimethyl-butyramide	$M+1 = 410,1$

Example 3 (general method 3)

Synthesis of N-Adamantan-2-yl-3,3-dimethyl-4-(3-pyridin-2-yl-[1,2,4]oxadiazol-5-yl)-butyramide and analogues



h-11 β -HSD-1 IC₅₀ = 57 nM

Step A: HOBt (110 mg, 0.8 mmol) and DCC (168 mg, 0.8 mmol) were
 5 added to a solution of acide (200 mg, 0.6 mmol) and amidoxime (69 mg,
 0.6 mmol) in a mixture of solvents DCM/DMF (9/1) (3.3 ml) at -10°C. The
 reaction was stirred at -10°C for 20 min and 2 h at rt. Solvents were
 removed by vacuum, EtOAc added to the residue and the resulting
 precipitate was filtered off. The organic filtrate was washed with a solution
 10 of NaHCO₃, water, a solution of NaHSO₄ 0.5 N, brine, dried over MgSO₄
 and concentrated.

HPLC-MS (M+H⁺) 413.5

Step B: A solution of acylamidoxime (185 mg, 0.49 mmol) in DMF (3
 15 ml) was heated at 110°C for 48 h. The reaction was quenched with water
 and extracted with EtOAc, washed with water and concentrated. The
 residue was purified by preparative LCMS to give 5 mg (2.8%) as a white
 powder.

HPLC-MS (M+H⁺) 395.5; ¹H NMR (300 MHz, DMSO-d₆) δ ppm 8.78 (d, *J* =
 20 4 Hz, 1H), 8.11-8.04 (m, 2H), 7.74 (d, *J* = 8 Hz, 1H), 7.62 (m, 1H), 3.89 (d,
J = 7 Hz, 1H), 3.15 (s, 2H), 2.28 (s, 2H), 2.02-1.48 (m, 14H), 1.10 (s, 6H)

Examples prepared by method 3:

25	Examples	Mass (LCMS)
	N-Adamantan-2-yl-4-(3-cyclopropyl-[1,2,4]oxadiazol-5-yl)-3,3-dimethyl-butyramide	M+1 = 358,2
	N-Adamantan-2-yl-4-(3-isopropyl-[1,2,4]oxadiazol-5-yl)-3,3-dimethyl-butyramide	M+1 = 360,2
30	N-Adamantan-2-yl-3,3-dimethyl-4-(3-pyridin-2-yl-[1,2,4]oxadiazol-5-yl)-butyramide	M+1 = 395,2

5	N-Adamantan-2-yl-3,3-dimethyl-4-(3-m-tolyl-[1,2,4]oxadiazol-5-yl)-butyramide	M+1 = 408,2
	N-Adamantan-2-yl-3,3-dimethyl-4-(3-p-tolyl-[1,2,4]oxadiazol-5-yl)-butyramide	M+1 = 408,2
	N-Adamantan-2-yl-4-[3-(4-methoxy-phenyl)-[1,2,4]oxadiazol-5-yl]-3,3-dimethyl-butylamide	M+1 = 424,2
	N-Adamantan-2-yl-4-[3-(4-chloro-phenyl)-[1,2,4]oxadiazol-5-yl]-3,3-dimethyl-butylamide	M+1 = 428,2
10	N-Adamantan-2-yl-2-[1-(3-cyclopropyl-[1,2,4]oxadiazol-5-ylmethyl)-cyclopentyl]-acetamide	M+1 = 384,3
	N-Adamantan-2-yl-2-[1-(3-isopropyl-[1,2,4]oxadiazol-5-ylmethyl)-cyclopentyl]-acetamide	M+1 = 386,3
15	N-Adamantan-2-yl-2-[1-(3-pyridin-2-yl-[1,2,4]oxadiazol-5-ylmethyl)-cyclopentyl]-acetamide	M+1 = 421,3
	N-Adamantan-2-yl-2-[1-(3-m-tolyl-[1,2,4]oxadiazol-5-ylmethyl)-cyclopentyl]-acetamide	M+1 = 434,4
	N-Adamantan-2-yl-2-[1-(3-p-tolyl-[1,2,4]oxadiazol-5-ylmethyl)-cyclopentyl]-acetamide	M+1 = 434,4
20	N-Adamantan-2-yl-2-[1-(3-(4-methoxy-phenyl)-[1,2,4]oxadiazol-5-ylmethyl)-cyclopentyl]-acetamide	M+1 = 450,3

Example 4: Assays – Measurement of inhibition constants

Human recombinant 11beta-hydroxysteroid dehydrogenase type 1 (11beta-HSD1) enzyme was expressed in E.Coli. Mice liver microsome fractions were purchased from TEBU.

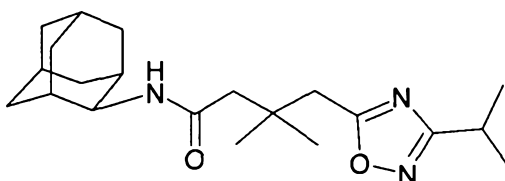
The 11beta-HSD1 enzyme assay was carried out in 96 well microtiter plates in a total volume of 100µl containing 30mM Hepes buffer, pH 7,4 with 1mM EDTA, substrate mixture cortisone / NADPH (200nM / 200µM), G-6-P (1mM) and inhibitors in serial dilutions. Reactions were initiated by addition of 10µl 11beta-HSD1 (3µg) from E.Coli, or as microsome fractions

from mice liver (2,5µg). Following mixing, the plates were shaken for 150 minutes at 37°C. The reactions were terminated with 10µl Acid-18beta glycyrrhetic stop solution. Determinations of cortisol levels in 11 beta-HSD1 preparations were monitored by HTRF (HTRF cortisol assay from
5 Cis bio international).

Activity is expressed in % of control or concentration to inhibit 50% of the enzyme activity (IC50).

- 10 ▪ N-Adamantan-2-yl-2-[1-(isobutylcarbamoyl-methyl)-cyclopentyl-
acetamide: h-11β-HSD-1 IC50 = 9 nM
- N-Adamantan-2-yl-4-(4-chloro-2-methoxy-phenoxy)-3,3-dimethyl-
butyramide : h-11β-HSD-1 IC50 = 45 nM
- 15 ▪ N-Adamantan-2-yl-3,3-dimethyl-4-(3-pyridin-2-yl-[1,2,4]oxadiazol-
5-yl)-butyramide: h-11β-HSD-1 IC50 = 57 nM
- N-Adamantan-2-yl-4-(3-isopropyl-[1,2,4]oxadiazol-5-yl)-3,3-dimethyl-
butyramide: h 11β-HSD-1 IC50 = 9 nM

20



25

Example 5: Injection vials

A solution of 100 g of an active compound of the present invention and 5 g of disodium hydrogenphosphate is adjusted to pH 6.5 in 3 l of double-distilled water using 2N hydrochloric acid, sterile-filtered, dispensed into injection vials, lyophilized under sterile conditions and aseptically sealed.
Each injection vial contains 5 mg of active compound.

30

Example 6: Suppositories

A mixture of 20 g of an active compound of the present invention is fused with 100 g of soya lecithin and 1400 g of cocoa butter, poured into moulds and allowed to cool. Each suppository contains 20 mg of active compound.

5 **Example 7: Solution**

A solution of 1 g of an active compound of the present invention, 9.38 g of $\text{NaH}_2\text{PO}_4 \cdot 2 \text{H}_2\text{O}$, 28.48 g of $\text{Na}_2\text{HPO}_4 \cdot 12 \text{H}_2\text{O}$ and 0.1 g of benzalkonium chloride in 940 ml of double-distilled water is prepared. It is adjusted to pH 6.8, made up to 1 l and sterilized by irradiation. This solution can be used in the form of eye drops.

10 **Example 8: Ointment**

500 mg of an active compound of the present invention is mixed with 99.5 g of petroleum jelly under aseptic conditions.

15 **Example 9: Tablets**

A mixture of 1 kg of an active compound of the present invention, 4 kg of lactose, 1.2 kg of potato starch, 0.2 kg of talc and 0.1 kg of magnesium stearate is compressed to give tablets in a customary manner such that each tablet contains 10 mg of active compound.

20 **Example 10: Coated tablets**

Analogously to the previous example, tablets are pressed and are then coated in a customary manner using a coating of sucrose, potato starch, talc, tragacanth and colourant.

25 **Example 12: Capsules**

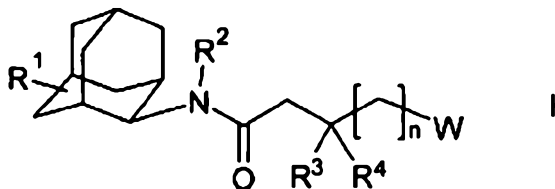
2 kg of an active compound of the present invention is dispensed into hard gelatin capsules in a customary manner such that each capsule contains 20 mg of the active compound.

Throughout this specification and the claims which follow, unless the context requires otherwise, the word "comprise", and variations such as "comprises" or "comprising", will be understood to imply the inclusion of a stated integer or step or group of integers or steps but not the exclusion of any other integer or step or group of integers or steps.

The reference in this specification to any prior publication (or information derived from it), or to any matter which is known, is not, and should not be taken as an acknowledgment or admission or any form of suggestion that that prior publication (or information derived from it) or known matter forms part of the common general knowledge in the field of endeavour to which this specification relates.

The claims defining the invention are as follows:

1. A compound of the formula I



wherein, the adamantyl residue is mono-, di- or trisubstituted by R^1 and

R^1 is H, A, Ar, heteroaryl, cycloalkyl, alkyloxy, aryloxy, Hal, OR^7 , SR^7 , $N(R^7)_2$, NO_2 , CN, $(CH_2)_mCOOR^7$, $(CH_2)_mCON(R^7)_2$, NR^7COR^7 , $NR^7CON(R^7)_2$, $NR^7SO_2R^7$, COR^7 , $COAr$, SO_2NH_2 , OSO_3R^7 , SO_2R^7 , SO_3R^7 , $SO_2N(R^7)_2$, $OCOR^7$ or $OCON(R^7)_2$,

R^2 is H or A,

R^3 , R^4 are independently from each other H, Hal, C_1 - C_4 -alkyl or C_1 - C_4 -alkyloxy, or R^3 , R^4 and the C to which they are attached form a C_3 - C_9 -cycloalkyl or a C_3 - C_9 -cycloalkyloxy, and R^3 , R^4 or the cycloalkylic or cycloalkyloxy ring are optionally mono-, di- or trisubstituted by R^5 or R^6 ,

W is $CONR^5R^6$, oxadiazolyl or phenoxy substituted by R^5 and R^6 ,

R^5 , R^6 are independently from each other H, A, Ar, heteroaryl, cycloalkyl, alkyloxy, aryloxy, Hal, OR^7 , SR^7 , $N(R^7)_2$, NO_2 , CN, $(CH_2)_mCOOR^7$, $(CH_2)_mCON(R^7)_2$, NR^7COR^7 , $NR^7CON(R^7)_2$, $NR^7SO_2R^7$, COR^7 , $COAr$, SO_2NH_2 , OSO_3R^7 , SO_2R^7 , SO_3R^7 or $SO_2N(R^7)_2$,

R^7 H or alkyl, wherein optionally 1-7 H-atoms are substituted by Hal,

A is alkyl, cycloalkyl or cycloalkylalkyl,

n is 1 or 2,

m 0, 1, 2, 3, 4 or 5,

and the physiologically acceptable salts, derivatives, prodrugs, solvates and stereoisomers thereof, including mixtures thereof in all ratios.

2. A compound according to claim 1, wherein R^3 , R^4 are independently from each other Hal or methyl, or R^3 , R^4 and the C to which they are attached form a cyclopentyl or cyclohexyl, and the physiologically acceptable salts, derivatives, prodrugs, solvates and stereoisomers thereof, including mixtures thereof in all ratios.

3. A compound according to claim 1 or claim 2, wherein R^1 is H, Hal, OR^7 , SR^7 , $N(R^7)_2$, CN, $(CH_2)_mCOOR^7$, $(CH_2)_mCON(R^7)_2$, NR^7COR^7 , $NR^7CON(R^7)_2$, $NR^7SO_2R^7$, COR^7 , SO_2NH_2 , OSO_3R^7 , SO_2R^7 , SO_3R^7 , $SO_2N(R^7)_2$, $OCOR^7$ or $OCON(R^7)_2$, and the physiologically acceptable salts, derivatives, prodrugs, solvates and stereoisomers thereof, including mixtures thereof in all ratios.

4. A compound according to any one of claims 1 to 3, wherein R^2 is H or Me, and the physiologically acceptable salts, derivatives, prodrugs, solvates and stereoisomers thereof, including mixtures thereof in all ratios.

5. A compound according to claim 1, wherein R^1 is H, Hal, OR^7 , SR^7 , $N(R^7)_2$, CN, $(CH_2)_mCOOR^7$, $(CH_2)_mCON(R^7)_2$, NR^7COR^7 , $NR^7CON(R^7)_2$, $NR^7SO_2R^7$, COR^7 ,

SO_2NH_2 , OSO_3R^7 , SO_2R^7 , SO_3R^7 , $\text{SO}_2\text{N}(\text{R}^7)_2$, OCOR^7 or $\text{OCON}(\text{R}^7)_2$,

R^2 is H or Me,

R^3 , R^4 are independently from each other Hal or methyl, or R^3 , R^4 and the C to which they are attached form a cyclopentyl or cyclohexyl,

W is CONR^5R^6 , oxadiazolyl or phenoxy substituted by R^5 and R^6 , and the physiologically acceptable salts, derivatives, prodrugs, solvates and stereoisomers thereof, including mixtures thereof in all ratios.

6. A compound selected from the group consisting of:

- a) N-Adamantan-2-yl-2-[1-(isobutylcarbamoylmethyl)-cyclopentyl]-acetamide
- b) 4-(Adamantan-2-ylcarbamoyl)-3,3-dimethyl-butyric acid
- c) [1-(Adamantan-2-ylcarbamoylmethyl)-cyclopentyl]-acetic acid
- d) [1-(Adamantan-2-ylcarbamoylmethyl)-cyclohexyl]-acetic acid
- e) 2-[1-(Adamantan-2-ylcarbamoylmethyl)-cyclopentyl]-N-(4-fluorophenyl)-acetamide
- f) 2-[1-(Adamantan-2-ylcarbamoylmethyl)-cyclopentyl]-N-benzyl-N-methyl-acetamide
- g) 2-[1-(Adamantan-2-ylcarbamoylmethyl)-cyclopentyl]-N-(2-methoxy-phenyl)-acetamide
- h) 2-[1-(Adamantan-2-ylcarbamoylmethyl)-cyclopentyl]-N-(4-methoxy-phenyl)-acetamide
- i) 2-[1-(Adamantan-2-ylcarbamoylmethyl)-cyclopentyl]-N-(4-fluorobenzyl)-acetamide
- j) 2-[1-(Adamantan-2-ylcarbamoylmethyl)-cyclopentyl]-N-pyridin-2-ylmethyl-acetamide
- k) 2-[1-(Adamantan-2-ylcarbamoylmethyl)-cyclopentyl]-N-thiazol-2-yl-acetamide

- l) 2-[1-(Adamantan-2-ylcarbamoylmethyl)-cyclopentyl]-N-isobutyl-acetamide
- m) 2-[1-(Adamantan-2-ylcarbamoylmethyl)-cyclopentyl]-N-cyclopropyl-acetamide
- 5 n) N-Adamantan-2-yl-2-[1-(2-oxo-2-pyrrolidin-1-yl-ethyl)-cyclopentyl]-acetamide
- o) {1-[(5-Hydroxy-adamantan-2-ylcarbamoyl)-methyl]-cyclohexyl}-acetic acid
- p) 3,3-Dimethyl-pentanedioic acid adamantan-2-ylamide
- 10 q) 3,3-Dimethyl-5-(4-methyl-piperazin-1-yl)-5-oxo-pentanoic acid adamantan-2-ylamide
- r) 5-(4-Ethyl-piperazin-1-yl)-3,3-dimethyl-5-oxo-pentanoic acid adamantan-2-ylamide
- 15 s) 3,3-Dimethyl-pentanedioic acid adamantan-2-ylamide piperidin-1-ylamide
- t) N-Adamantan-2-yl-2-{1-[2-(4-methyl-piperazin-1-yl)-2-oxo-ethyl]-cyclohexyl}-acetamide
- u) N-Adamantan-2-yl-2-{1-[2-(4-ethyl-piperazin-1-yl)-2-oxo-ethyl]-cyclohexyl}-acetamide
- 20 v) N-Adamantan-2-yl-2-{1-[2-(4-methyl-piperazin-1-yl)-2-oxo-ethyl]-cyclopentyl}-acetamide
- w) N-Adamantan-2-yl-2-{1-[2-(4-ethyl-piperazin-1-yl)-2-oxo-ethyl]-cyclopentyl}-acetamide
- 25 x) N-Adamantan-2-yl-2-[1-(piperidin-1-ylcarbamoylmethyl)-cyclopentyl]-acetamide
- y) 2-(1-Cyclopropylcarbamoylmethyl-cyclopentyl)-N-(5-hydroxy-adamantan-2-yl)-acetamide
- z) 2-(1-Cyclopropylcarbamoylmethyl-cyclopentyl)-N-(5-hydroxy-adamantan-2-yl)-acetamide
- 30 aa) N-Adamantan-2-yl-2-(1-cyclopropylcarbamoylmethyl-cyclohexyl)-acetamide

- bb) 3,3-Dimethyl-5-((S)-3-methyl-piperidin-1-yl)-5-oxo-pentanoic acid
adamantan-2-ylamide
- cc) 3,3-Dimethyl-5-((R)-3-methyl-piperidin-1-yl)-5-oxo-pentanoic acid
adamantan-2-ylamide
- 5 dd) N-Adamantan-2-yl-2-{1-[2-((S)-3-methyl-piperidin-1-yl)-2-oxo-ethyl]-cyclopentyl}-acetamide
- ee) N-Adamantan-2-yl-2-{1-[2-((R)-3-methyl-piperidin-1-yl)-2-oxo-ethyl]-cyclopentyl}-acetamide
- ff) N-Adamantan-2-yl-2-{1-[2-((S)-3-methyl-piperidin-1-yl)-2-oxo-ethyl]-cyclohexyl}-acetamide
- 10 gg) N-Adamantan-2-yl-2-{1-[2-((R)-3-methyl-piperidin-1-yl)-2-oxo-ethyl]-cyclohexyl}-acetamide
- hh) 3,3-Dimethyl-pentanedioic acid cyclopropylamide (5-hydroxy-adamantan-2-yl)-amide
- 15 ii) N-Adamantan-2-yl-4-(4-chloro-2-methoxy-phenoxy)-3,3-dimethyl-butylamide
- jj) N-Adamantan-2-yl-4-(2-chloro-phenoxy)-3,3-dimethyl-butylamide
- kk) N-Adamantan-2-yl-4-(2,4-dichloro-phenoxy)-3,3-dimethyl-butylamide
- 20 ll) N-Adamantan-2-yl-4-(3-cyclopropyl-[1,2,4]oxadiazol-5-yl)-3,3-dimethyl-butylamide
- mm) N-Adamantan-2-yl-4-(3-isopropyl-[1,2,4]oxadiazol-5-yl)-3,3-dimethyl-butylamide
- nn) N-Adamantan-2-yl-3,3-dimethyl-4-(3-pyridin-2-yl-[1,2,4]oxadiazol-5-yl)-butylamide
- 25 oo) N-Adamantan-2-yl-3,3-dimethyl-4-(3-m-tolyl-[1,2,4]oxadiazol-5-yl)-butylamide
- pp) N-Adamantan-2-yl-3,3-dimethyl-4-(3-p-tolyl-[1,2,4]oxadiazol-5-yl)-butylamide
- 30 qq) N-Adamantan-2-yl-4-[3-(4-methoxy-phenyl)-[1,2,4]oxadiazol-5-yl]-3,3-dimethyl-butylamide

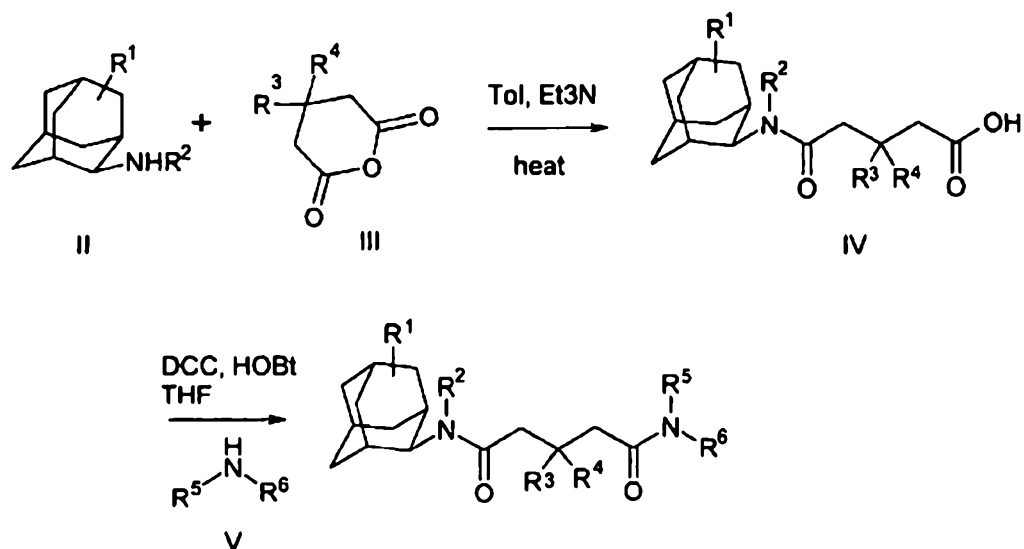
- rr) N-Adamantan-2-yl-4-[3-(4-chloro-phenyl)-[1,2,4]oxadiazol-5-yl]-
3,3-dimethyl-butamide
- ss) N-Adamantan-2-yl-2-[1-(3-cyclopropyl-[1,2,4]oxadiazol-5-
ylmethyl)-cyclopentyl]-acetamide
- 5 tt) N-Adamantan-2-yl-2-[1-(3-isopropyl-[1,2,4]oxadiazol-5-ylmethyl)-
cyclopentyl]-acetamide
- uu) N-Adamantan-2-yl-2-[1-(3-pyridin-2-yl-[1,2,4]oxadiazol-5-
ylmethyl)-cyclopentyl]-acetamide
- vv) N-Adamantan-2-yl-2-[1-(3-m-tolyl-[1,2,4]oxadiazol-5-ylmethyl)-
10 cyclopentyl]-acetamide
- ww) N-Adamantan-2-yl-2-[1-(3-p-tolyl-[1,2,4]oxadiazol-5-ylmethyl)-
cyclopentyl]-acetamide
- xx) N-Adamantan-2-yl-2-[1-[3-(4-methoxy-phenyl)-[1,2,4]oxadiazol-5-
ylmethyl)-cyclopentyl]-acetamide

15 and the physiologically acceptable salts, derivatives, prodrugs, solvates
and stereoisomers thereof, including mixtures thereof in all ratios.

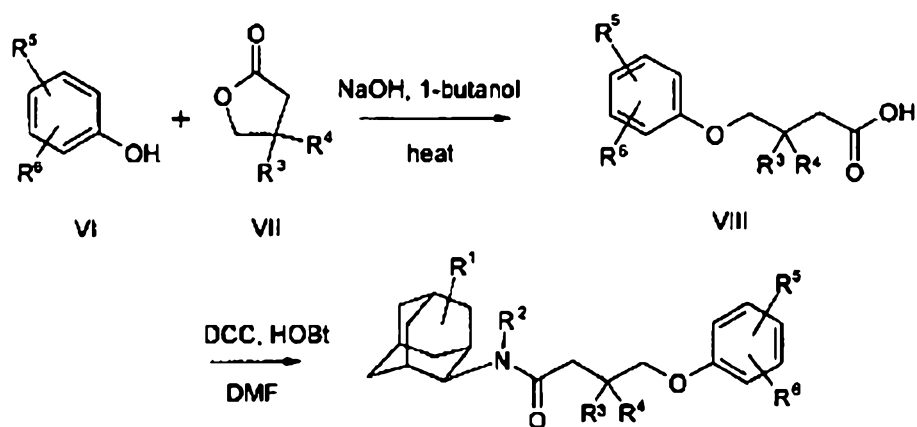
7. A compound of the formula I as defined in claim 1, substantially as
hereinbefore described with reference to the Examples.

8. A method for the preparation of a compound according to any one of claims 1
to 7, wherein

- a) an amine of formula II, wherein R^1 and R^2 are as defined in
claim 1, is reacted with an anhydride of formula III, wherein R^3 and
25 R^4 are as defined in claim 1, to obtain a carboxylic acid derivative of
formula IV, wherein R^1 , R^2 , R^3 and R^4 are as defined in claim 1, and to
activate said carboxylic acid derivative with standard carbodiimides,
followed by treatment with an amine of formula V, wherein R^5 and
 R^6 are as defined in claim 1,

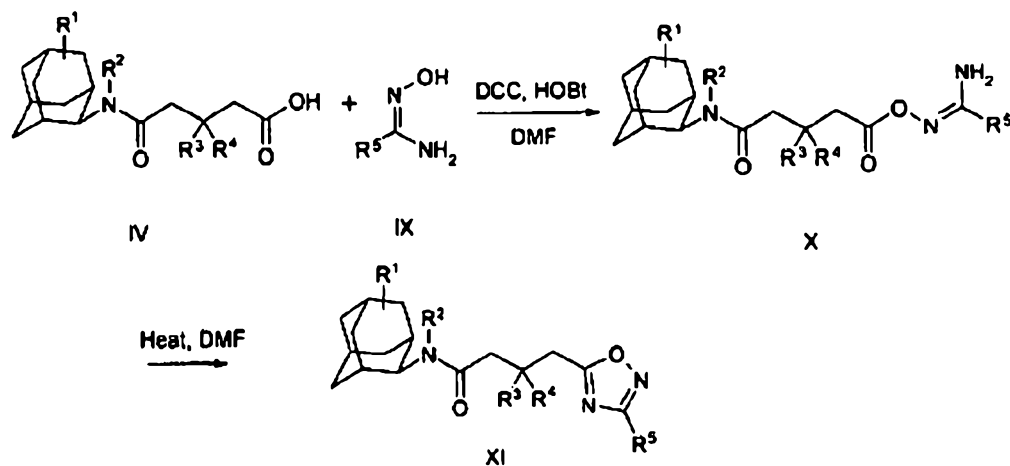


- b) a phenol derivative of formula VI, wherein R⁵ and R⁶ are as defined above, is reacted with a lactone of formula VII, wherein R³ and R⁴ are as defined above, under heat to obtain a carboxylic acid derivative of formula VIII, wherein R³, R⁴, R⁵ and R⁶ are as defined above, and the respective compound of formula I, wherein R¹, R², R³, R⁴, R⁵ and R⁶ are as defined above, is obtained by amide coupling under standard peptide coupling conditions,



- c) a carboxylic acid of formula IV, wherein R¹, R², R³ and R⁴ are as defined above, is activated and reacted with an amidoxime of

formula IX, wherein R^5 is as defined above, to obtain an acylamidoxamine of formula X, wherein R^1 , R^2 , R^3 , R^4 and R^5 are as defined above, and cyclization to a oxadiazole of formula XI, wherein R^1 , R^2 , R^3 , R^4 and R^5 are as defined above, is obtained by heating said acylamidoxamine in DMF,



- d) a residue R^1 , R^2 , R^3 , R^4 , R^5 , R^6 and/or R^7 as defined in claim 1, is converted into another residue R^1 , R^2 , R^3 , R^4 , R^5 , R^6 and/or R^7 , by introducing an alkyl group, or
- e) a compound of formula I is isolated and/or treated with an acid or a base, to obtain the salt thereof.

9. A compound according to any one of claims 1 to 7 when used as an 11β -HSD1 inhibitor.

10. Use of a compound according to any one of claims 1 to 7 for the preparation of a medicament.

11. Use of a compound according to any one of claims 1 to 7 for the preparation of a medicament for the treatment and/or prevention of

a disease which is caused, mediated and/or propagated by high cortisol levels.

- 2007334983 12 Jul 2012
- 5 12. Use of a compound according to any one of claims 1 to 7 for the preparation of a medicament for the treatment and/or prevention of one or more diseases or conditions selected from the group consisting of: metabolic syndrome, diabetes, prediabetes, insulin resistance, low glucose tolerance, hyperglycemia, obesity and weight-related disorders, a lipid disorder, glaucoma, osteoporosis, a glucocorticoid-mediated effect on neuronal function, a neurodegenerative disease, an immune disorder, hypertension, atherosclerosis and its sequelae, vascular restenosis, a cardiovascular disease, pancreatitis, retinopathy, neuropathy and nephropathy.
- 10
- 15 13. A pharmaceutical composition comprising a therapeutically effective amount of one or more compounds according to any one of claims 1 to 7.
- 20 14. A pharmaceutical composition according to claim 13, further comprising one or more additional compounds selected from the group consisting of physiologically acceptable excipients, auxiliaries, adjuvants, diluents, carriers and pharmaceutically active agents other than the compounds according to any one of claims 1 to 7.
- 25 15. A set (kit) consisting of separate packets of
- 30 a) a therapeutically effective amount of one or more compounds according to any one of claims 1 to 7 and
- b) a therapeutically effective amount of one or more further pharmaceutically active agents other than the compounds according to any one of claims 1 to 7.
16. A process for the manufacture of a pharmaceutical composition, wherein one or more compounds according to any one of claims 1 to 7 and one or more compounds selected from the group consisting of solid, liquid or semi-liquid excipients, auxiliaries, adjuvants, diluents, carriers and pharmaceutically

active agents other than the compounds according to any one of claims 1 to 7, are converted into a suitable dosage form.

17. A method for the treatment and/or prevention of one or more diseases or conditions in a subject selected from the group consisting of: metabolic syndrome, diabetes, prediabetes, insulin resistance, low glucose tolerance, hyperglycemia, obesity and weight related disorders, a lipid disorder, glaucoma, osteoporosis, a glucocorticoid-mediated effect on neural function, a neurodegenerative disease, an immune disorder, hypertension, athereosclerosis and its sequelae, vascular restenosis, a cardiovascular disease, pancreatitis, retinopathy, neuropathy and nephropathy, said method comprising administration to the subject of a therapeutically effective amount of a compound according to any one of claims 1 to 7.
18. The use of claim 12, wherein the diabetes is non-insulin dependent diabetes mellitus.
19. The use of claim 12, wherein the lipid disorder is selected from the group consisting of dyslipidemia, hyperlipidemia, hypertriglyceridemia, hypercholesterolemia, low HDL levels and high LDL levels.
20. The use of claim 12, wherein the glucocorticoid-mediated effect on neuronal function is selected from the group consisting of cognitive impairment, anxiety and depression.
21. The use of claim 12, wherein the immune disorder is selected from the group consisting of: tuberculosis, leprosy and psoriasis.