



US00D719031S

(12) **United States Design Patent**
Teitelbaum et al.

(10) **Patent No.:** **US D719,031 S**

(45) **Date of Patent:** **** Dec. 9, 2014**

(54) **BOTTLE**

(75) Inventors: **Jacob Teitelbaum**, Chicago, IL (US);
Liam Hawry, Chicago, IL (US); **Scott Jost**, Glen Ellyn, IL (US)

(73) Assignee: **Berlin Packaging, LLC**, Chicago, IL (US)

(**) Term: **14 Years**

(21) Appl. No.: **29/420,523**

(22) Filed: **May 10, 2012**

(51) **LOC (10) Cl.** **09-01**

(52) **U.S. Cl.**
USPC **D9/565; D9/574**

(58) **Field of Classification Search**
USPC D9/516, 530, 538, 541-543, 565,
D9/574-575, 682, 685, 692-694; 215/379,
215/381-384; 220/660, 669, 675
See application file for complete search history.

(56) **References Cited**

U.S. PATENT DOCUMENTS

D187,820 S *	5/1960	Vuillemenot	D9/552
D324,336 S *	3/1992	Desgrippes	D9/545
D337,948 S *	8/1993	Reif	D9/543
D399,431 S *	10/1998	de Baschmakoff	D9/552 X
D432,425 S *	10/2000	Feigenbaum	D9/529
D472,148 S *	3/2003	Dowd	D9/552 X
D509,142 S *	9/2005	Blasko et al.	D9/552 X
D538,673 S *	3/2007	Sterling et al.	D9/552
D545,682 S *	7/2007	Mongeon et al.	D9/565 X
D554,513 S *	11/2007	Floyd et al.	D9/530
D556,586 S *	12/2007	Mongeon et al.	D9/529
D578,396 S *	10/2008	Caldwell	D9/522

D585,283 S *	1/2009	Bridgman et al.	D9/529 X
D591,607 S *	5/2009	Marotti et al.	D9/574 X
D594,334 S *	6/2009	Casey et al.	D9/516
D594,341 S *	6/2009	Casey et al.	D9/542
D601,900 S *	10/2009	Phemster	D9/565 X
D626,004 S *	10/2010	McCay et al.	D9/575 X
D626,844 S *	11/2010	Shi	D9/521
D627,229 S *	11/2010	Shi	D9/521
D627,658 S *	11/2010	Hale et al.	D9/552
D639,666 S *	6/2011	Hawry et al.	D9/541
D643,728 S *	8/2011	Rafizadeh	D9/537
D644,107 S *	8/2011	Hirst et al.	D9/529
D660,166 S *	5/2012	Hawry et al.	D9/541
D695,621 S *	12/2013	Marotti et al.	D9/542

* cited by examiner

Primary Examiner — Carol P Rademaker

(74) *Attorney, Agent, or Firm* — Adam K. Sacharoff; Much Shelist

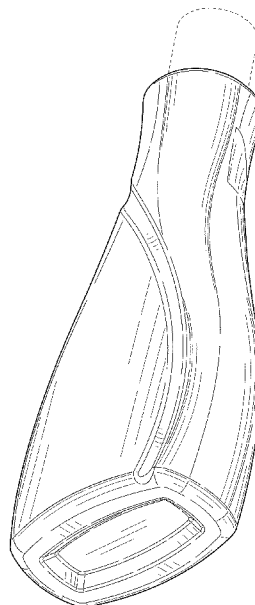
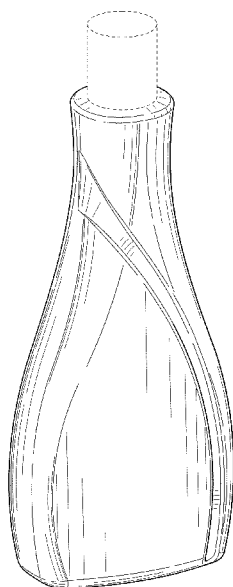
(57) **CLAIM**

The ornamental design for a bottle, as shown and described.

DESCRIPTION

FIG. 1 is a top, front, right side perspective view of a bottle showing the new design;
FIG. 2 is a front elevational view thereof;
FIG. 3 is a back elevational view thereof;
FIG. 4 is a right side elevational view thereof;
FIG. 5 is a left side elevational view thereof;
FIG. 6 is a top plan view thereof;
FIG. 7 is a bottom plan view thereof; and,
FIG. 8 is a bottom, back, left side perspective view thereof.
The broken lines shown in the drawing views are included for the purpose of illustrating environmental structure and form no part of the claimed design.

1 Claim, 5 Drawing Sheets



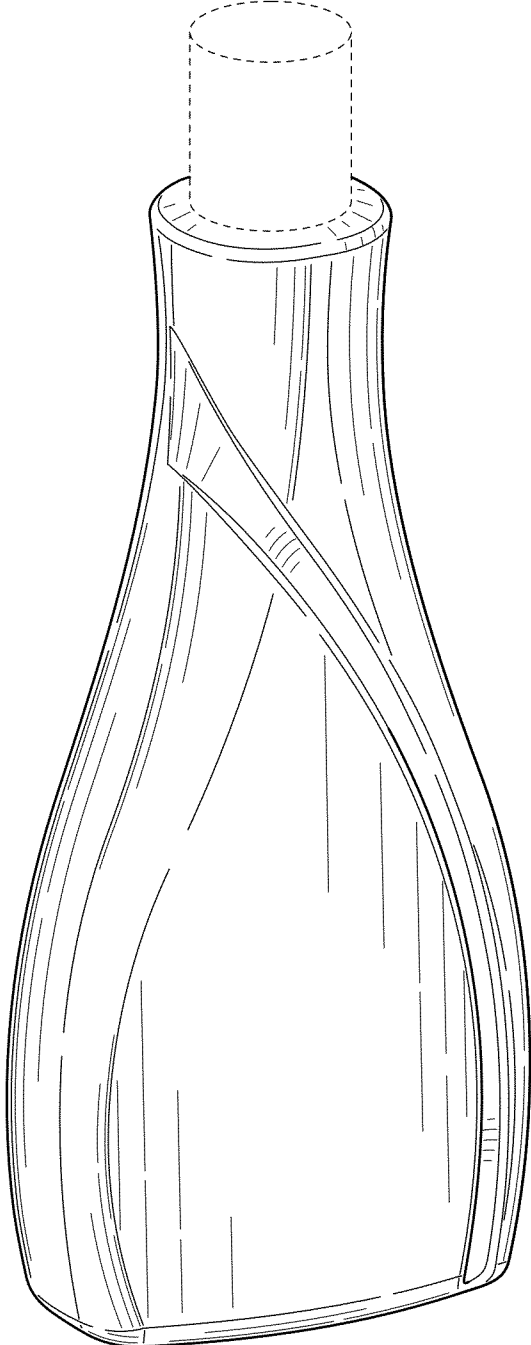


FIG. 1



FIG. 2

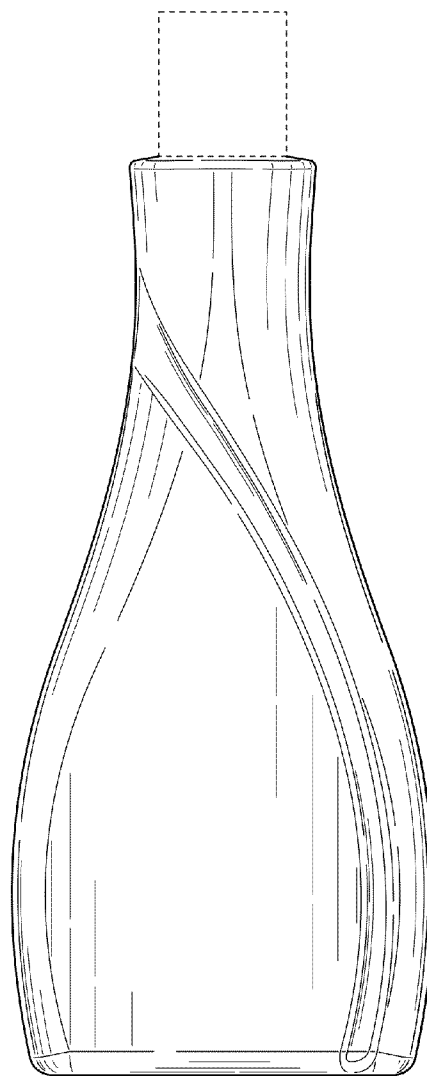


FIG. 3

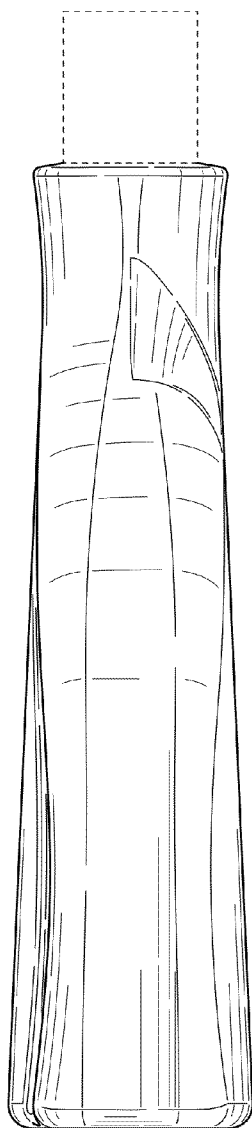


FIG. 4

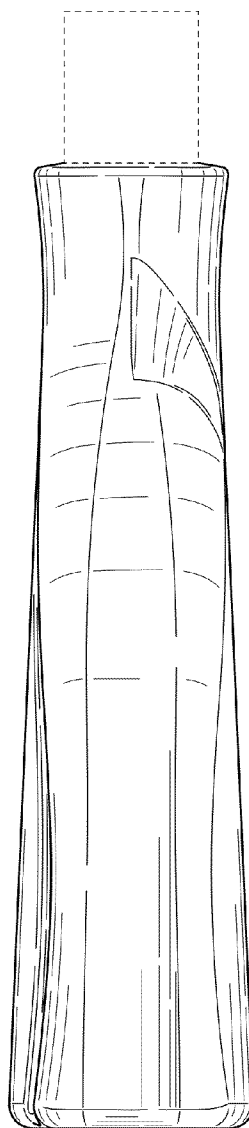


FIG. 5

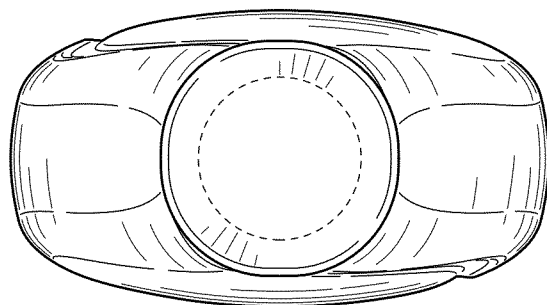


FIG. 6

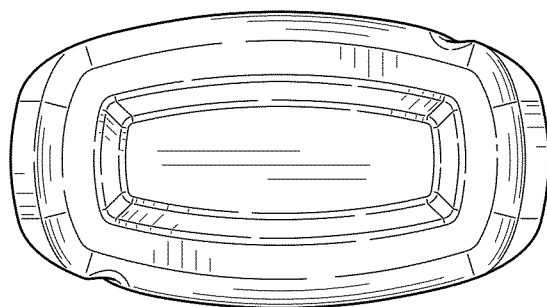


FIG. 7



FIG. 8