



US 20140323412A1

(19) **United States**(12) **Patent Application Publication**
Gedulin et al.(10) **Pub. No.: US 2014/0323412 A1**(43) **Pub. Date: Oct. 30, 2014**(54) **BILE ACID RECYCLING INHIBITORS FOR
TREATMENT OF HYPERCHOLEMIA AND
CHOLESTATIC LIVER DISEASE**(71) Applicant: **Lumena Pharmaceuticals, Inc.**, San
Diego, CA (US)(72) Inventors: **Bronislava Gedulin**, Del Mar, CA (US);
Michael Grey, Rancho Santa Fe, CA
(US); **Niall O'Donnell**, Encinitas, CA
(US)(21) Appl. No.: **14/354,553**(22) PCT Filed: **Oct. 26, 2012**(86) PCT No.: **PCT/US2012/062303**

§ 371 (c)(1),

(2), (4) Date: **Apr. 25, 2014****Related U.S. Application Data**(60) Provisional application No. 61/607,487, filed on Mar.
6, 2012, provisional application No. 61/553,094, filed
on Oct. 28, 2011.**Publication Classification**(51) **Int. Cl.**

C07H 13/12 (2006.01)
C07D 337/08 (2006.01)
C07D 281/10 (2006.01)
C07D 211/06 (2006.01)
A61K 31/4453 (2006.01)
C07D 401/12 (2006.01)
A61K 31/454 (2006.01)
C07D 295/13 (2006.01)
A61K 31/495 (2006.01)
C07C 279/12 (2006.01)
C07D 207/04 (2006.01)
A61K 31/5377 (2006.01)

A61K 31/4995 (2006.01)**A61K 31/38** (2006.01)**A61K 31/7028** (2006.01)**A61K 31/554** (2006.01)**C07D 285/36** (2006.01)**A61K 45/06** (2006.01)**C07D 487/08** (2006.01)(52) **U.S. Cl.**

CPC **C07H 13/12** (2013.01); **C07D 487/08**
 (2013.01); **C07D 337/08** (2013.01); **C07D**
281/10 (2013.01); **C07D 211/06** (2013.01);
A61K 31/4453 (2013.01); **C07D 401/12**
 (2013.01); **A61K 31/454** (2013.01); **C07D**
295/13 (2013.01); **A61K 31/495** (2013.01);
C07C 279/12 (2013.01); **C07D 207/04**
 (2013.01); **A61K 31/5377** (2013.01); **A61K**
31/4995 (2013.01); **A61K 31/38** (2013.01);
A61K 31/7028 (2013.01); **A61K 31/554**
 (2013.01); **C07D 285/36** (2013.01); **A61K**
45/06 (2013.01)

USPC **514/20.5**; 544/351; 549/9; 536/29.12;
 540/552; 546/246; 514/315; 546/210; 544/402;
 514/252.12; 544/141; 514/237.2; 514/249;
 514/431; 514/42; 514/211.09; 540/545;
 514/211.08; 514/171; 514/167; 514/458;
 514/254.11; 514/271; 514/454

(57)

ABSTRACT

Provided herein are methods of treating or ameliorating hypercholeemia or a cholestatic liver disease by administering to an individual in need thereof a therapeutically effective amount of an Apical Sodium-dependent Bile Acid Transporter Inhibitor (ASBTI) or a pharmaceutically acceptable salt thereof. Also provided are methods for treating or ameliorating a liver disease, decreasing the levels of serum bile acids or hepatic bile acids, treating or ameliorating pruritis, reducing liver enzymes, or reducing bilirubin comprising administering to an individual in need thereof a therapeutically effective amount of ASBTI or a pharmaceutically acceptable salt thereof.

FIG.1

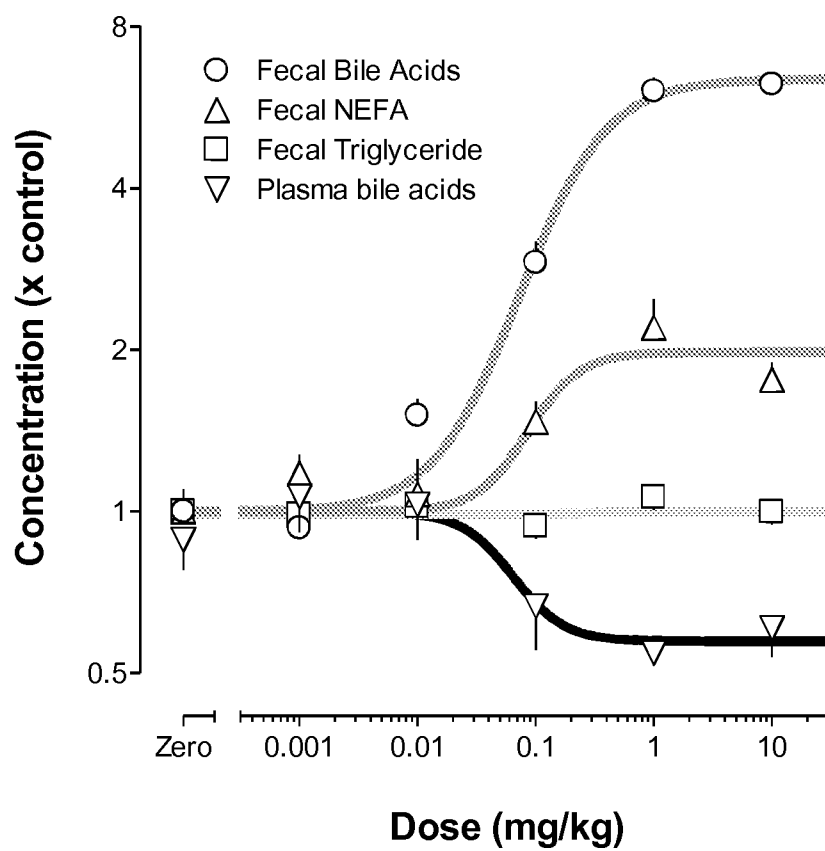


FIG.2

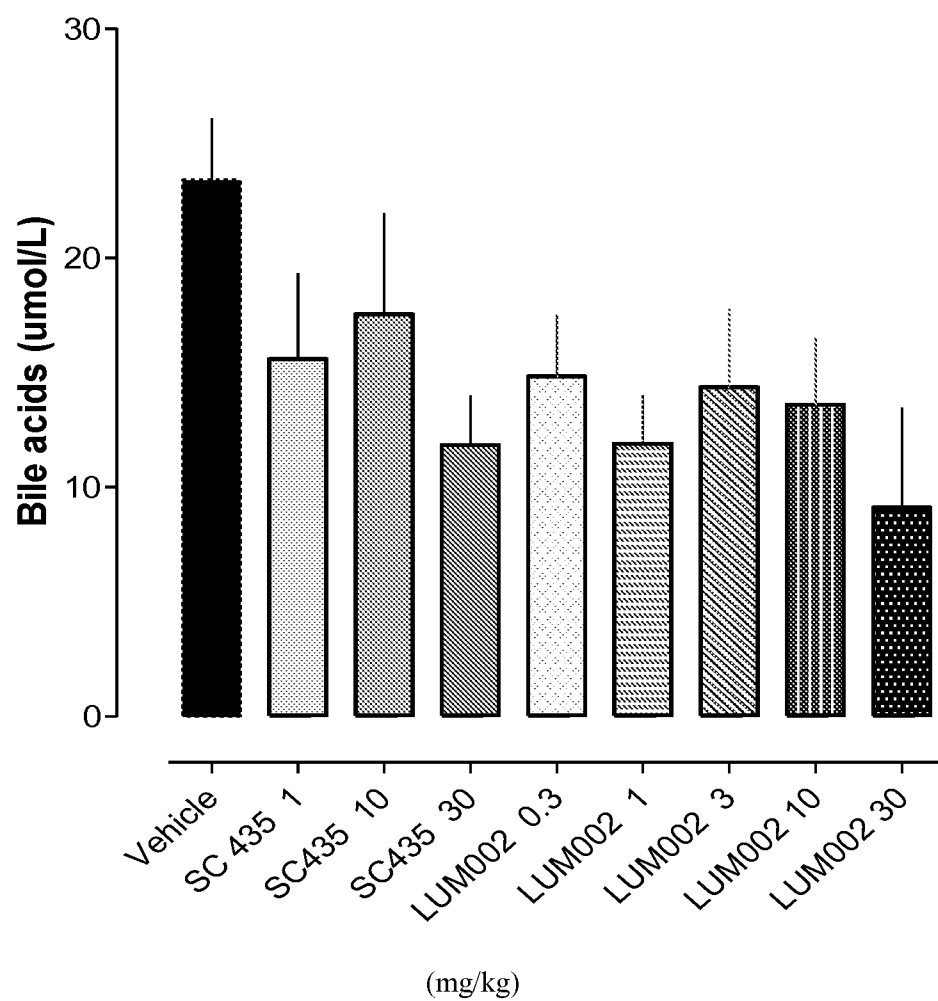
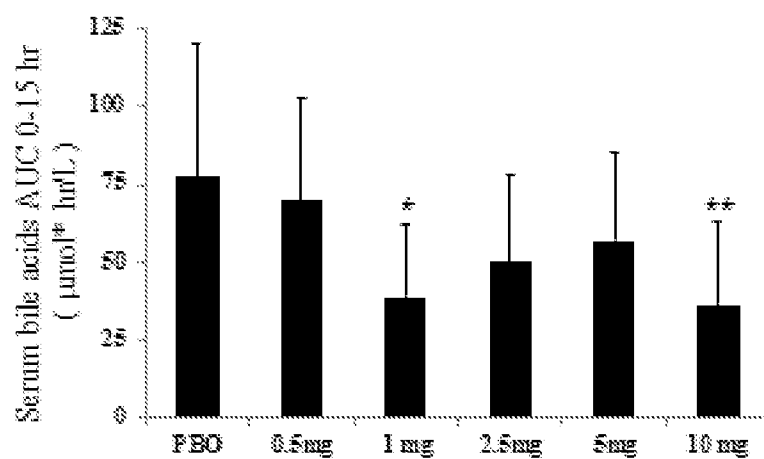
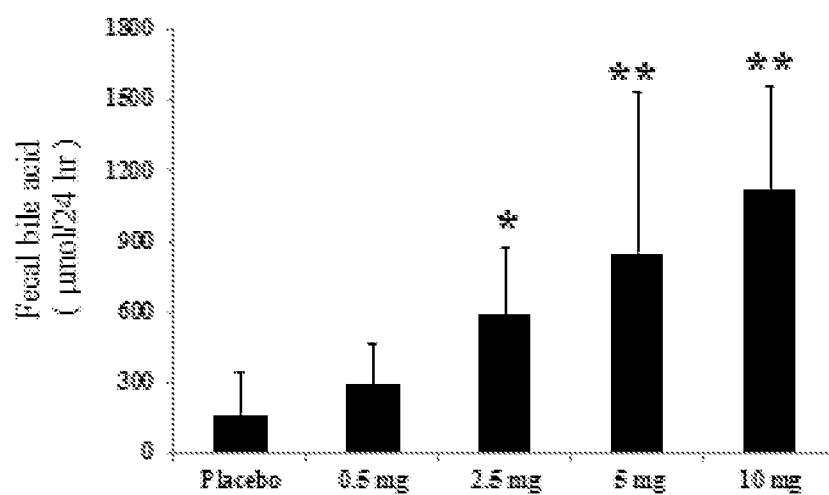
Plasma Bile acids (umol/L)

FIG.3



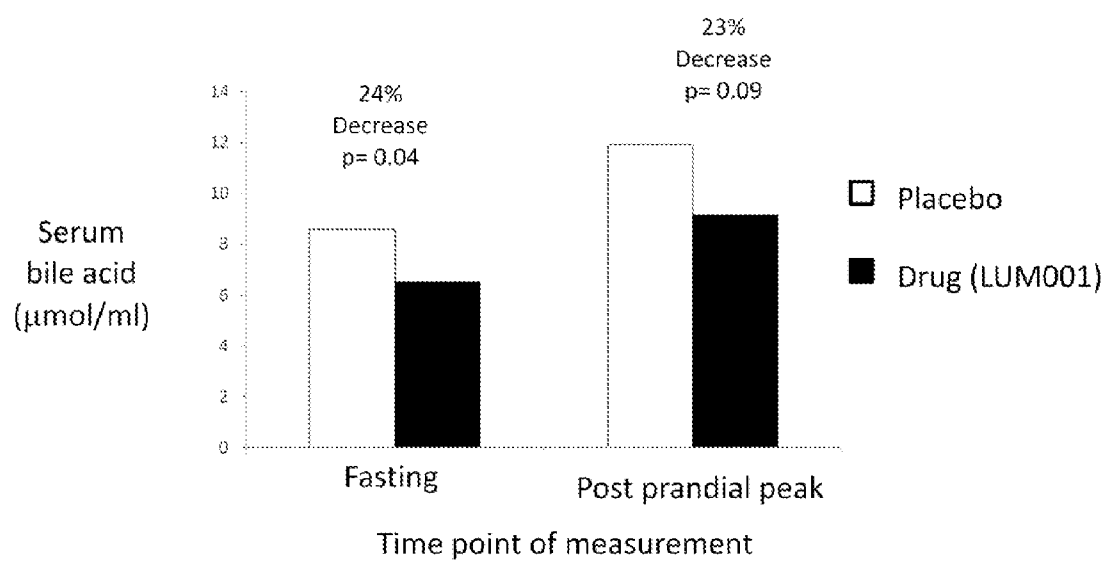
LUM001 decreases serum bile acids AUC 0-15 hr in study NB4-02-06-003
(measured on day 14; * $p < 0.05$, ** $p < 0.01$ compared to placebo)

FIG.4



LUM001 increases the mean daily total fecal bile acids in study NB4-02-06-003 (measured between day 23-28; * $p < 0.05$, ** $p < 0.01$ compared to placebo)

FIG.5



BILE ACID RECYCLING INHIBITORS FOR TREATMENT OF HYPERCHOLEMIA AND CHOLESTATIC LIVER DISEASE

CROSS REFERENCE TO RELATED APPLICATIONS

[0001] This application claims the benefit of U.S. Provisional Application No. 61/553,094, filed Oct. 28, 2011, U.S. Provisional Application No. 61/607,487, filed Mar. 6, 2012, which are incorporated herein by reference in their entirety.

BACKGROUND OF THE INVENTION

[0002] Hypercholeemia and cholestatic liver diseases are liver diseases associated with impaired bile secretion (i.e., cholestasis), associated with and often secondary to the intracellular accumulation of bile acids/salts in the hepatocyte. Hypercholeemia is characterized by increased serum concentration of bile acid or bile salt. Cholestasis can be categorized clinicopathologically into two principal categories of obstructive, often extrahepatic, cholestasis, and nonobstructive, or intrahepatic, cholestasis. Nonobstructive intrahepatic cholestasis can further be classified into two principal subgroups of primary intrahepatic cholestasis that result from constitutively defective bile secretion, and secondary intrahepatic cholestasis that result from hepatocellular injury. Primary intrahepatic cholestasis includes diseases such as benign recurrent intrahepatic cholestasis, which is predominantly an adult form with similar clinical symptoms, and progressive familial intrahepatic cholestasis types 1, 2, and 3, which are diseases that affect children. Neonatal respiratory distress syndrome and lung pneumonia is often associated with intrahepatic cholestasis of pregnancy. Active treatment and prevention is limited. Currently, effective treatments for hypercholeemia and cholestatic liver diseases include surgery, liver transplantation, and rarely administration of ursodiol. Effective and safe medication for hypercholeemia and cholestatic liver diseases is needed.

SUMMARY OF THE INVENTION

[0003] Provided herein are therapeutic compositions and methods for treating or ameliorating hypercholeemia and/or cholestatic liver disease. In certain embodiments, provided herein are methods for treating or ameliorating hypercholeemia and/or cholestatic liver disease comprising non-systemically administering to an individual in need thereof a therapeutically effective amount of an Apical Sodium-dependent Bile Transporter Inhibitor (ASBTI) or a pharmaceutically acceptable salt thereof. In certain embodiments, provided herein are methods for treating or ameliorating hypercholeemia and/or cholestatic liver disease comprising administering to an individual in need thereof a therapeutically effective amount of a non-systemically absorbed ASBTI or a pharmaceutically acceptable salt thereof.

[0004] In certain embodiments, provided herein are compositions comprising a non-systemically absorbed Apical Sodium-dependent Bile Acid Transporter Inhibitor (ASBTI) or a pharmaceutically acceptable salt thereof. In some embodiments, provided herein are compositions comprising any non-systemically absorbed ASBTI or a pharmaceutically acceptable salt thereof described herein. In some embodiments, provided herein are compositions comprising any non-systemically absorbed ASBTI or a pharmaceutically acceptable salt thereof and a second agent described herein.

[0005] Provided herein are therapeutic compositions and methods for treating or ameliorating pruritis. In certain embodiments, provided herein are methods for treating or ameliorating pruritis comprising non-systemically administering to an individual in need thereof a therapeutically effective amount of an ASBTI or a pharmaceutically acceptable salt thereof. In certain embodiments, provided herein are methods for treating or ameliorating pruritis comprising administering to an individual in need thereof a therapeutically effective amount of a non-systemically absorbed ASBTI or a pharmaceutically acceptable salt thereof.

[0006] Provided herein are therapeutic compositions and methods for lowering serum bile acid levels or concentrations or hepatic bile acid levels or concentrations. In certain embodiments, provided herein are methods for lowering serum bile acid levels or concentrations or hepatic bile acid levels or concentrations comprising non-systemically administering to an individual in need thereof a therapeutically effective amount of an ASBTI or a pharmaceutically acceptable salt thereof. In certain embodiments, provided herein are methods for lowering serum bile acid levels or concentrations or hepatic bile acid levels or concentrations comprising administering to an individual in need thereof a therapeutically effective amount of a non-systemically absorbed ASBTI or a pharmaceutically acceptable salt thereof.

[0007] In some embodiments, compositions and methods provided herein decrease serum or hepatic bile acid levels by at least 50%, 45%, 40%, 35%, 30%, 25%, 20%, 15%, or 10%, as compared to the levels prior to administration of the compositions provided herein or as compared to control subjects. In some embodiments, methods provided herein decrease serum or hepatic bile acid levels by at least 30%. In some embodiments, methods provided herein decrease serum or hepatic bile acid levels by at least 25%. In some embodiments, methods provided herein decrease serum or hepatic bile acid levels by at least 20%. In some embodiments, methods provided herein decrease serum or hepatic bile acid levels by at least 15%.

[0008] Provided herein are therapeutic compositions and methods for treating or ameliorating xanthoma. In certain embodiments, provided herein are methods for treating or ameliorating xanthoma comprising non-systemically administering to an individual in need thereof a therapeutically effective amount of an ASBTI or a pharmaceutically acceptable salt thereof. In certain embodiments, provided herein are methods for treating or ameliorating xanthoma comprising administering to an individual in need thereof a therapeutically effective amount of a non-systemically absorbed ASBTI or a pharmaceutically acceptable salt thereof.

[0009] Provided herein are therapeutic compositions and methods for lowering serum lipoprotein X levels or concentrations. In certain embodiments, provided herein are methods for lowering serum lipoprotein X levels or concentrations comprising non-systemically administering to an individual in need thereof a therapeutically effective amount of an ASBTI or a pharmaceutically acceptable salt thereof. In certain embodiments, provided herein are methods for lowering serum lipoprotein X levels or concentrations comprising administering to an individual in need thereof a therapeutically effective amount of a non-systemically absorbed ASBTI or a pharmaceutically acceptable salt thereof.

[0010] In certain embodiments, described herein are compositions and methods for reducing serum levels of bilirubin, gamma-glutamyl transpeptidase or gamma-glutamyl trans-

ferase (GGT), or liver enzymes, such as alkaline phosphatase, ALT and AST, in an individual in need thereof comprising non-systemically administering a therapeutically effective amount of an ASBTI or a pharmaceutically acceptable salt thereof. In some embodiments, methods comprise administering a therapeutically effective amount of a non-systemically absorbed ASBTI or a pharmaceutically acceptable salt thereof.

[0011] In certain embodiments, methods provided herein comprise administering compounds that inhibit the ASBT or any recuperative bile salt transporter. In certain embodiments, use of the compounds provided herein reduces or inhibits recycling of bile acid salts in the gastrointestinal tract. In some embodiments, the methods provided herein reduce intraenterocyte bile acids/salts or reduce necrosis and/or damage to intestinal or hepatocellular architecture. In certain embodiments, the bile transport inhibitors described herein enhance enteroendocrine peptides secretion by intestinal L-cells.

[0012] In certain embodiments, the methods described herein treat or ameliorate hypercholelism and/or cholestatic liver disease by increasing intraluminal concentrations of bile acids/salts, which are then excreted in the feces, thereby reducing overall bile acid and serum bile acid or hepatic bile acid load in an individual in need thereof. In certain embodiments, increasing intraluminal bile acid concentrations according to methods described herein provide protection and/or control of the integrity of an individual's liver and/or intestine that has been injured by hypercholelism and/or cholestatic liver disease.

[0013] In certain embodiments, the methods described herein treat or ameliorate pruritis by increasing intraluminal concentrations, and/or reducing serum concentrations, or hepatic concentrations of bile acids/salts in an individual in need thereof. In certain embodiments, increasing intraluminal bile acid concentrations according to methods described herein provide protection and/or control of the integrity of an individual's liver and/or intestine that has been injured by a cholestatic liver disease.

[0014] In certain embodiments, the methods described herein lower serum bile acid concentrations or hepatic bile acid concentrations by increasing intraluminal concentrations of bile acids/salts in an individual in need thereof. In certain embodiments, increasing intraluminal bile acid concentrations according to methods described herein provide protection and/or control of the integrity of an individual's liver and/or intestine that has been injured by a cholestatic liver disease.

[0015] In certain embodiments, provided herein are methods for treating or ameliorating a liver disease comprising non-systemically administering to the distal ileum of an individual in need thereof a therapeutically effective amount of an Apical Sodium-dependent Bile Acid Transporter Inhibitor (ASBTI) or a pharmaceutically acceptable salt thereof. In some embodiments, provided herein are methods for treating or ameliorating a liver disease comprising non-systemically administering to the distal ileum of an individual in need thereof a therapeutically effective amount of an ASBTI or a pharmaceutically acceptable salt thereof, wherein the liver disease is hepatitis A, hepatitis B, hepatitis C, non-alcoholic steatohepatitis (NASH), non-alcoholic fatty liver disease (NAFLD), hemochromatosis, Wilson's disease, ischemic hepatitis, liver inflammation, liver fibrosis, or a chronic liver disease.

[0016] In certain embodiments, provided herein is an ASBTI or a pharmaceutically acceptable salt thereof for use in the treatment of hypercholelism and/or cholestatic liver disease, wherein the ASBTI is a non-systemically absorbed or is formulated to be non-systemically absorbed. In some embodiments, provided herein is a pharmaceutical composition for use in the treatment of hypercholelism and/or cholestatic liver disease, wherein the composition comprises an ASBTI and a pharmaceutically acceptable excipient, wherein the ASBTI is a non-systemically absorbed or is formulated to be non-systemically absorbed. In some embodiments, a composition provided herein is suitable for non-systemically administering to the distal ileum, colon, and/or rectum.

[0017] In certain embodiments, provided herein is an ASBTI or a pharmaceutically acceptable salt thereof for use in the treatment of pruritis, wherein the ASBTI is a non-systemically absorbed or is formulated to be non-systemically absorbed. In some embodiments, provided herein is a pharmaceutical composition for use in the treatment of pruritis, wherein the composition comprises an ASBTI and a pharmaceutically acceptable excipient, wherein the ASBTI is a non-systemically absorbed or is formulated to be non-systemically absorbed. In some embodiments, a composition provided herein is suitable for non-systemically administering to the distal ileum, colon, and/or rectum.

[0018] In certain embodiments, provided herein is an ASBTI or a pharmaceutically acceptable salt thereof for use in lowering serum bile acid concentrations or hepatic bile acid concentrations, wherein the ASBTI is a non-systemically absorbed or is formulated to be non-systemically absorbed. In some embodiments, provided herein is a pharmaceutical composition for use in lowering serum bile acid concentrations or hepatic bile acid concentrations, wherein the composition comprises an ASBTI and a pharmaceutically acceptable excipient, wherein the ASBTI is a non-systemically absorbed or is formulated to be non-systemically absorbed. In some embodiments, a composition provided herein is suitable for non-systemically administering to the distal ileum, colon, and/or rectum.

[0019] In some embodiments, an ASBTI provided herein is minimally absorbed or formulated to be minimally absorbed. In some embodiments, an ASBTI is non-systemically administered to the distal ileum, colon, and/or rectum of an individual in need thereof. In some embodiments, an ASBTI is non-systemically administered to the ileum, colon or rectum of an individual in need thereof. In some embodiments, less than 50%, less than 40%, less than 30%, less than 20%, less than 10%, less than 9%, less than 8%, less than 7%, less than 6%, less than 5%, less than 4%, less than 3%, less than 2%, or less than 1% of the ASBTI is systemically absorbed. In a preferred embodiment, less than 10% of the ASBTI is systemically absorbed. In another preferred embodiment, less than 5% of the ASBTI is systemically absorbed. In another preferred embodiment, less than 1% of the ASBTI is systemically absorbed.

[0020] In one aspect, provided herein is a method for preventing or treating hypercholelism and/or cholestatic liver disease in an individual in need thereof comprising non-systemically administering to the distal gastrointestinal tract of the individual in need thereof a therapeutically effective amount of an ASBTI or a pharmaceutically acceptable salt thereof. In one aspect, provided herein is a method for preventing or treating pruritis in an individual in need thereof comprising non-systemically administering to the distal gas-

trointestinal tract of the individual in need thereof a therapeutically effective amount of an ASBTI or a pharmaceutically acceptable salt thereof. In one aspect, provided herein is a method for lowering serum bile acid concentrations in an individual in need thereof comprising non-systemically administering to the distal gastrointestinal tract of the individual in need thereof a therapeutically effective amount of an ASBTI or a pharmaceutically acceptable salt thereof. In some embodiments, the distal gastrointestinal tract is jejunum, ileum, colon, or rectum. In some embodiments, the distal gastrointestinal tract is ileum, colon, or the rectum. In some embodiments, the distal gastrointestinal tract is jejunum. In some embodiments, the distal gastrointestinal tract is ileum.

[0021] In certain embodiments, the cholestasis and/or cholestatic liver disease is obstructive cholestasis, non-obstructive cholestasis, extrahepatic cholestasis, intrahepatic cholestasis, primary intrahepatic cholestasis, secondary intrahepatic cholestasis, progressive familial intrahepatic cholestasis (PFIC), PFIC type 1, PFIC type 2, PFIC type 3, benign recurrent intrahepatic cholestasis (BRIC), BRIC type 1, BRIC type 2, BRIC type 3, total parenteral nutrition associated cholestasis, paraneoplastic cholestasis, Staufer syndrome, intrahepatic cholestasis of pregnancy, contraceptive-associated cholestasis, drug-associated cholestasis, infection-associated cholestasis, Dubin-Johnson Syndrome, primary biliary cirrhosis (PBC), primary sclerosing cholangitis (PSC), gallstone disease, Alagille syndrome, biliary atresia, post-Kasai biliary atresia, post-liver transplantation biliary atresia, post-liver transplantation cholestasis, post-liver transplantation associated liver disease, intestinal failure associated liver disease, bile acid mediated liver injury, MRP2 deficiency syndrome, or neonatal sclerosing cholangitis. In some embodiments, the pediatric cholestatic liver disease is a pediatric form of liver disease described herein.

[0022] In certain embodiments, hypercholelism and/or cholestatic liver disease is characterized by one or more symptoms selected from jaundice, pruritis, cirrhosis, neonatal respiratory distress syndrome, lung pneumonia, increased serum concentration of bile acids, increased hepatic concentration of bile acids, increased serum concentration of bilirubin, hepatocellular injury, liver scarring, liver failure, hepatomegaly, xanthomas, malabsorption, splenomegaly, diarrhea, pancreatitis, hepatocellular necrosis, giant cell formation, hepatocellular carcinoma, gastrointestinal bleeding, portal hypertension, hearing loss, fatigue, loss of appetite, anorexia, peculiar smell, dark urine, light stools, steatorrhea, failure to thrive.

[0023] In some cases, any of the methods or compositions described above reduce or ameliorate symptoms of hypercholelism and/or cholestatic liver disease and/or reduce severity of symptoms and/or reduce recurrence of hypercholelism and/or a cholestatic liver disease in a pediatric individual in need thereof. In some cases, any of the methods or compositions described above lower serum bile acid concentrations or hepatic bile acid concentrations in a pediatric individual in need thereof. In some cases, for any of the methods and/or compositions described herein, the individual is an infant less than 2 years of age. In some cases, for any of the methods and/or compositions described herein, the individual is an infant between 0 to 18 months of age. In some cases, for any of the methods and/or compositions described herein, the individual is an infant between 1 to 18 months of

age. In some cases, for any of the methods and/or compositions described herein, the individual is an infant between 2 to 18 months of age. In some cases, for any of the methods and/or compositions described herein, the individual is an infant between 3 to 18 months of age. In some cases, for any of the methods and/or compositions described herein, the individual is an infant between 4 to 18 months of age. In some cases, for any of the methods and/or compositions described herein, the individual is an infant between 6 to 18 months of age. In some cases, for any of the methods and/or compositions described herein, the individual is an infant between 18 to 24 months of age. In some cases, for any of the methods and/or compositions described herein, the individual is an infant between 6 to 12 months of age. In some instances, for any of the methods and/or compositions described herein, the individual is a child of between about 2 to about 10 years of age. In some instances, the individual is less than 10 years old. In some instances, the individual is more than 10 years old. In some cases, the individual is an adult.

[0024] Provided herein, in certain embodiments, are therapeutic methods and compositions using compounds that inhibit the Apical Sodium-dependent Bile Transporter (ASBT) or a pharmaceutically acceptable salt thereof, or any recuperative bile salt transporter for treatment of hypercholelism and/or cholestatic liver disease. In certain instances, use of the compounds provided herein reduces or inhibits recycling of bile acid salts in the gastrointestinal tract. In some embodiments, the methods provided herein reduce intraenterocyte bile acids/salts and/or damage to ileal or hepatocellular architecture caused by hypercholelism and/or cholestatic liver disease and/or allow for regeneration of the intestinal lining or liver. In some embodiments, the bile transport inhibitors are non-systemic compounds. In other embodiments, the bile acid transporter inhibitors are systemic compounds delivered non-systemically. In other embodiments, the bile acid transporter inhibitors are systemic compounds. In certain embodiments, the bile transport inhibitors described herein enhance enteroendocrine peptide secretion by intestinal L-cells.

[0025] Provided herein, in certain embodiments, are therapeutic methods and compositions using compounds that inhibit the Apical Sodium-dependent Bile Transporter (ASBT) or a pharmaceutically acceptable salt thereof, or any recuperative bile salt transporter for treatment of pruritis. In certain instances, use of the compounds provided herein reduces or inhibits recycling of bile acid salts in the gastrointestinal tract. In some embodiments, the methods provided herein reduce intraenterocyte bile acids/salts and/or damage to ileal or hepatocellular architecture caused by a cholestatic liver disease and/or allow for regeneration of the intestinal lining or liver. In some embodiments, the bile transport inhibitors are non-systemic compounds. In other embodiments, the bile acid transporter inhibitors are systemic compounds delivered non-systemically. In other embodiments, the bile acid transporter inhibitors are systemic compounds. In certain embodiments, the bile transport inhibitors described herein enhance enteroendocrine peptide secretion by intestinal L-cells.

[0026] Provided herein, in certain embodiments, are therapeutic methods and compositions using compounds that inhibit the Apical Sodium-dependent Bile Transporter (ASBT) or a pharmaceutically acceptable salt thereof, or any recuperative bile salt transporter for lowering serum bile acid concentrations. In certain instances, use of the compounds

provided herein reduces or inhibits recycling of bile acid salts in the gastrointestinal tract. In some embodiments, the methods provided herein reduce intraenterocyte bile acids/salts and/or damage to ileal or hepatocellular architecture caused by a cholestatic liver disease and/or allow for regeneration of the intestinal lining or liver. In some embodiments, the bile transport inhibitors are non-systemic compounds. In other embodiments, the bile acid transporter inhibitors are systemic compounds delivered non-systemically. In other embodiments, the bile acid transporter inhibitors are systemic compounds. In certain embodiments, the bile transport inhibitors described herein enhance enteroendocrine peptide secretion by intestinal L-cells.

[0027] In some embodiments of the methods described above, the ASBTI is a compound of Formula I or a pharmaceutically acceptable salt thereof, as described herein. In some embodiments of the methods described above, the ASBTI is a compound of Formula II or a pharmaceutically acceptable salt thereof, as described herein. In some embodiments of the methods described above, the ASBTI is a compound of Formula III or a pharmaceutically acceptable salt thereof, as described herein. In some embodiments of the methods described above, the ASBTI is a compound of Formula IV or a pharmaceutically acceptable salt thereof, as described herein. In some embodiments of the methods described above, the ASBTI is a compound of Formula V or a pharmaceutically acceptable salt thereof, as described herein. In some embodiments of the methods described above, the ASBTI is a compound of Formula VI or Formula VID or a pharmaceutically acceptable salt thereof, as described herein.

[0028] In some embodiments, provided herein is a method for treating or ameliorating hypercholelism and/or cholestatic liver disease comprising non-systemically administering to an individual in need thereof a therapeutically effective amount of an ASBTI of Formula I or a pharmaceutically acceptable salt thereof. In some embodiments, provided herein is a method for treating or ameliorating a liver disease comprising non-systemically administering to an individual in need thereof a therapeutically effective amount of an ASBTI of Formula I or a pharmaceutically acceptable salt thereof, wherein the liver disease is hepatitis A, hepatitis B, hepatitis C, non-alcoholic steatohepatitis (NASH), non-alcoholic fatty liver disease (NAFLD), hemochromatosis, Wilson's disease, ischemic hepatitis, liver inflammation, liver fibrosis, or a chronic liver disease. In some embodiments, provided herein is a method for treating or ameliorating pruritis comprising non-systemically administering to an individual in need thereof a therapeutically effective amount of an ASBTI of Formula I or a pharmaceutically acceptable salt thereof. In some embodiments, provided herein is a method for increasing the levels of an enteroendocrine peptide or hormone in an individual suffering from hypercholelism and/or a cholestatic liver disease comprising non-systemically administering to the individual in need thereof a therapeutically effective amount of an ASBTI of Formula I or a pharmaceutically acceptable salt thereof. In some embodiments, provided herein is a method for lowering serum bile acid concentrations or hepatic bile acid concentration comprising non-systemically administering to an individual in need thereof a therapeutically effective amount of an ASBTI of Formula I or a pharmaceutically acceptable salt thereof.

[0029] In some embodiments, provided herein is a method for treating or ameliorating hypercholelism and/or a chole-

static liver disease comprising non-systemically administering to an individual in need thereof a therapeutically effective amount of an ASBTI of Formula II or a pharmaceutically acceptable salt thereof. In some embodiments, provided herein is a method for treating or ameliorating a liver disease comprising non-systemically administering to an individual in need thereof a therapeutically effective amount of an ASBTI of Formula II or a pharmaceutically acceptable salt thereof, wherein the liver disease is hepatitis A, hepatitis B, hepatitis C, non-alcoholic steatohepatitis (NASH), non-alcoholic fatty liver disease (NAFLD), hemochromatosis, Wilson's disease, ischemic hepatitis, liver inflammation, liver fibrosis, or a chronic liver disease. In some embodiments, provided herein is a method for treating or ameliorating pruritis comprising non-systemically administering to an individual in need thereof a therapeutically effective amount of an ASBTI of Formula II or a pharmaceutically acceptable salt thereof. In some embodiments, provided herein is a method for increasing the levels of an enteroendocrine peptide or hormone in an individual suffering from hypercholelism and/or a cholestatic liver disease comprising non-systemically administering to the individual in need thereof a therapeutically effective amount of an ASBTI of Formula II or a pharmaceutically acceptable salt thereof. In some embodiments, provided herein is a method for lowering serum bile acid concentrations in an individual suffering from a cholestatic liver disease comprising non-systemically administering to the individual in need thereof a therapeutically effective amount of an ASBTI of Formula II or a pharmaceutically acceptable salt thereof.

[0030] In some embodiments, provided herein is a method for treating or ameliorating hypercholelism and/or a cholestatic liver disease comprising non-systemically administering to an individual in need thereof a therapeutically effective amount of an ASBTI of Formula III or a pharmaceutically acceptable salt thereof. In some embodiments, provided herein is a method for treating or ameliorating a liver disease comprising non-systemically administering to an individual in need thereof a therapeutically effective amount of an ASBTI of Formula III or a pharmaceutically acceptable salt thereof, wherein the liver disease is hepatitis A, hepatitis B, hepatitis C, non-alcoholic steatohepatitis (NASH), non-alcoholic fatty liver disease (NAFLD), hemochromatosis, Wilson's disease, ischemic hepatitis, liver inflammation, liver fibrosis, or a chronic liver disease. In some embodiments, provided herein is a method for treating or ameliorating pruritis comprising non-systemically administering to an individual in need thereof a therapeutically effective amount of an ASBTI of Formula III or a pharmaceutically acceptable salt thereof. In some embodiments, provided herein is a method for increasing the levels of an enteroendocrine peptide or hormone in an individual suffering from hypercholelism and/or a cholestatic liver disease comprising non-systemically administering to the individual in need thereof a therapeutically effective amount of an ASBTI of Formula III or a pharmaceutically acceptable salt thereof. In some embodiments, provided herein is a method for lowering serum bile acid concentrations in an individual suffering from a cholestatic liver disease comprising non-systemically administering to the individual in need thereof a therapeutically effective amount of an ASBTI of Formula III or a pharmaceutically acceptable salt thereof.

[0031] In some embodiments, provided herein is a method for treating or ameliorating hypercholelism and/or a chole-

static liver disease comprising non-systemically administering to an individual in need thereof a therapeutically effective amount of an ASBTI of Formula IV or a pharmaceutically acceptable salt thereof. In some embodiments, provided herein is a method for treating or ameliorating a liver disease comprising non-systemically administering to an individual in need thereof a therapeutically effective amount of an ASBTI of Formula IV or a pharmaceutically acceptable salt thereof, wherein the liver disease is hepatitis A, hepatitis B, hepatitis C, non-alcoholic steatohepatitis (NASH), non-alcoholic fatty liver disease (NAFLD), hemochromatosis, Wilson's disease, ischemic hepatitis, liver inflammation, liver fibrosis, or a chronic liver disease. In some embodiments, provided herein is a method for treating or ameliorating pruritis comprising non-systemically administering to an individual in need thereof a therapeutically effective amount of an ASBTI of Formula IV or a pharmaceutically acceptable salt thereof. In some embodiments, provided herein is a method for increasing the levels of an enteroendocrine peptide or hormone in an individual suffering from hypercholelism and/or a cholestatic liver disease comprising non-systemically administering to the individual in need thereof a therapeutically effective amount of an ASBTI of Formula IV or a pharmaceutically acceptable salt thereof. In some embodiments, provided herein is a method for lowering serum bile acid concentrations in an individual suffering from a cholestatic liver disease comprising non-systemically administering to the individual in need thereof a therapeutically effective amount of an ASBTI of Formula IV or a pharmaceutically acceptable salt thereof.

[0032] In some embodiments, provided herein is a method for treating or ameliorating hypercholelism and/or a cholestatic liver disease comprising non-systemically administering to an individual in need thereof a therapeutically effective amount of an ASBTI of Formula V or a pharmaceutically acceptable salt thereof. In some embodiments, provided herein is a method for treating or ameliorating a liver disease comprising non-systemically administering to an individual in need thereof a therapeutically effective amount of an ASBTI of Formula V or a pharmaceutically acceptable salt thereof, wherein the liver disease is hepatitis A, hepatitis B, hepatitis C, non-alcoholic steatohepatitis (NASH), non-alcoholic fatty liver disease (NAFLD), hemochromatosis, Wilson's disease, ischemic hepatitis, liver inflammation, liver fibrosis, or a chronic liver disease. In some embodiments, provided herein is a method for treating or ameliorating pruritis comprising non-systemically administering to an individual in need thereof a therapeutically effective amount of an ASBTI of Formula V or a pharmaceutically acceptable salt thereof. In some embodiments, provided herein is a method for increasing the levels of an enteroendocrine peptide or hormone in an individual suffering from hypercholelism and/or a cholestatic liver disease comprising non-systemically administering to the individual in need thereof a therapeutically effective amount of an ASBTI of Formula V or a pharmaceutically acceptable salt thereof. In some embodiments, provided herein is a method for decreasing serum bile acid concentrations in an individual suffering from a cholestatic liver disease comprising non-systemically administering to the individual in need thereof a therapeutically effective amount of an ASBTI of Formula V or a pharmaceutically acceptable salt thereof.

[0033] In some embodiments, provided herein is a method for treating or ameliorating hypercholelism and/or a chole-

static liver disease comprising non-systemically administering to an individual in need thereof a therapeutically effective amount of an ASBTI of Formula VI or a pharmaceutically acceptable salt thereof. In some embodiments, provided herein is a method for treating or ameliorating a liver disease comprising non-systemically administering to an individual in need thereof a therapeutically effective amount of an ASBTI of Formula VI or a pharmaceutically acceptable salt thereof, wherein the liver disease is hepatitis A, hepatitis B, hepatitis C, non-alcoholic steatohepatitis (NASH), non-alcoholic fatty liver disease (NAFLD), hemochromatosis, Wilson's disease, ischemic hepatitis, liver inflammation, liver fibrosis, or a chronic liver disease. In some embodiments, provided herein is a method for treating or ameliorating pruritis comprising non-systemically administering to an individual in need thereof a therapeutically effective amount of an ASBTI of Formula VI or a pharmaceutically acceptable salt thereof. In some embodiments, provided herein is a method for increasing the levels of an enteroendocrine peptide or hormone in an individual suffering from hypercholelism and/or a cholestatic liver disease comprising non-systemically administering to the individual in need thereof a therapeutically effective amount of an ASBTI of Formula VI or a pharmaceutically acceptable salt thereof. In some embodiments, provided herein is a method for decreasing serum bile acid concentrations in an individual suffering from a cholestatic liver disease comprising non-systemically administering to the individual in need thereof a therapeutically effective amount of an ASBTI of Formula VI or a pharmaceutically acceptable salt thereof.

[0034] In certain embodiments, an ASBTI is any compound described herein that inhibits recycling of bile acids/salts in the gastrointestinal tract of an individual. In certain embodiments, an ASBTI is (–)-(3R,5R)-trans-3-butyl-3-ethyl-2,3,4,5-tetrahydro-7,8-dimethoxy-5-phenyl-1,4-benzothiazepine 1,1-dioxide; (“Compound 100A”) or any other salt or analog thereof. In certain of any of the aforementioned embodiments, an ASBTI is 1-[4-[4-[(4R,5R)-3,3-dibutyl-7-(dimethylamino)-2,3,4,5-tetrahydro-4-hydroxy-1,1-dioxido-1-benzothiepin-5-yl]phenoxy]butyl]4-aza-1-azoniabicyclo[2.2.2]octane methane sulfonate salt (“Compound 100B”) or any other salt or analog thereof. In certain embodiments, an ASBTI is N, N-dimethylimido-dicarbonimidic diamide (“Compound 100C”) or any salt or analog thereof. In certain embodiments, an ASBTI is any commercially available ASBTI including but not limited to SD-5613, A-3309, 264W94, S-8921, SAR-548304, BARI-1741, HMR-1453, TA-7552, R-146224, or SC-435. In some embodiments, an ASBTI is 1,1-dioxo-3,3-dibutyl-5-phenyl-7-methylthio-8-(N—{(R)-α-[N—((R)-1-carboxy-2-methylthio-ethyl)carbamoyl]-4-hydroxybenzyl}carbamoylmethoxy)-2,3,4,5-tetrahydro-1,2,5-benzothiadiazepine; 1,1-dioxo-3,3-dibutyl-5-phenyl-7-methylthio-8-(N—{(R)-α-[N—((S)-1-carboxy-2-(R)-hydroxypropyl)carbamoyl]-4-hydroxybenzyl}carbamoylmethoxy)-2,3,4,5-tetrahydro-1,2,5-benzothiadiazepine; 1,1-dioxo-3,3-dibutyl-5-phenyl-7-methylthio-8-(N—{(R)-α-[N—((S)-1-carboxy-2-methylpropyl)carbamoyl]-4-hydroxybenzyl}carbamoylmethoxy)-2,3,4,5-tetrahydro-1,2,5-benzothiadiazepine; 1,1-dioxo-3,3-dibutyl-5-phenyl-7-methylthio-8-(N—{(R)-α-[N—((S)-1-carboxybutyl)carbamoyl]-4-hydroxybenzyl}carbamoylmethoxy)-2,3,4,5-tetrahydro-1,2,5-benzothiadiazepine; 1,1-dioxo-3,3-dibutyl-5-phenyl-7-methylthio-8-(N—{(R)-α-[N—((S)-1-

carboxypropyl}carbamoyl]benzyl}carbamoylmethoxy)-2,3,4,5-tetrahydro-1,2,5-benzothiadiazepine; 1,1-dioxo-3,3-dibutyl-5-phenyl-7-methylthio-8-(N—{(R)- α -[N—((S)-1-carboxyethyl)carbamoyl]benzyl}carbamoylmethoxy)-2,3,4,5-tetrahydro-1,2,5-benzothiadiazepine; 1,1-dioxo-3,3-dibutyl-5-phenyl-7-methylthio-8-(N—{(R)- α -[N—((S)-1-carboxy-2-(R)-hydroxypropyl)carbamoyl]benzyl}carbamoylmethoxy)-2,3,4,5-tetrahydro-1,2,5-benzothiadiazepine; 1,1-dioxo-3,3-dibutyl-5-phenyl-7-methylthio-8-(N—{(R)- α -[N-(2-sulphoethyl)carbamoyl]-4-hydroxybenzyl}carbamoylmethoxy)-2,3,4,5-tetrahydro-1,2,5-benzothiadiazepine; 1,1-dioxo-3,3-dibutyl-5-phenyl-7-methylthio-8-(N—{(R)- α -[N—((S)-1-carboxyethyl)carbamoyl]-4-hydroxybenzyl}carbamoylmethoxy)-2,3,4,5-tetrahydro-1,2,5-benzothiadiazepine; 1,1-dioxo-3,3-dibutyl-5-phenyl-7-methylthio-8-(N—{(R)- α -[N—((R)-1-carboxy-2-methylthioethyl)carbamoyl]benzyl}carbamoylmethoxy)-2,3,4,5-tetrahydro-1,2,5-benzothiadiazepine; 1,1-dioxo-3,3-dibutyl-5-phenyl-7-methylthio-8-(N—{(R)- α -[N—{(S)-1-[N—((S)-2-hydroxy-1-carboxyethyl)carbamoyl]propyl}carbamoyl]benzyl}carbamoylmethoxy)-2,3,4,5-tetrahydro-1,2,5-benzothiadiazepine; 1,1-dioxo-3,3-dibutyl-5-phenyl-7-methylthio-8-(N—{(R)- α -[N—((S)-1-carboxy-2-methylpropyl)carbamoyl]benzyl}carbamoylmethoxy)-2,3,4,5-tetrahydro-1,2,5-benzothiadiazepine; 1,1-dioxo-3,3-dibutyl-5-phenyl-7-methylthio-8-(N—{(R)- α -[N—((S)-1-carboxypropyl)carbamoyl]-4-hydroxybenzyl}carbamoylmethoxy)-2,3,4,5-tetrahydro-1,2,5-benzothiadiazepine; 1,1-dioxo-3,3-dibutyl-5-phenyl-7-methylthio-8-[N—{(R)- α -carboxy-4-hydroxybenzyl}carbamoylmethoxy]-2,3,4,5-tetrahydro-1,2,5-benzothiadiazepine; or 1,1-dioxo-3,3-dibutyl-5-phenyl-7-methylthio-8-(N—{(R)- α -[N-(carboxymethyl)carbamoyl]benzyl}carbamoylmethoxy)-2,3,4,5-tetrahydro-1,2,5-benzothiadiazepine; 1,1-dioxo-3,3-dibutyl-5-phenyl-7-methylthio-8-(N—{(R)-1'-phenyl-1'-[N'-(carboxymethyl)carbamoyl]methyl}carbamoylmethoxy)-2,3,4,5-tetrahydro-1,5-benzothiazepine; 1,1-dioxo-3,3-dibutyl-5-phenyl-7-methylthio-8-(N—{(R)- α -[N'—((S)-1-carboxypropyl)carbamoyl]-4-hydroxybenzyl}carbamoylmethoxy)-2,3,4,5-tetrahydro-1,5-benzothiazepine; 1,1-dioxo-3,3-dibutyl-5-phenyl-7-methylthio-8-(N—{(R)-1'-phenyl-1'-[N'-(carboxymethyl)carbamoyl]methyl}carbamoylmethoxy)-2,3,4,5-tetrahydro-1,5-benzothiazepine; 1,1-dioxo-3,3-dibutyl-5-phenyl-7-methylthio-8-(N—{(R)- α -[N'—((S)-1-carboxyethyl)carbamoyl]benzyl}carbamoylmethoxy)-2,3,4,5-tetrahydro-1,5-benzothiazepine; or a pharmaceutically acceptable salt thereof; 1-[[5-[[3-(3S,4R,5R)-3-butyl-7-(dimethylamino)-3-ethyl-2,3,4,5-tetrahydro-4-hydroxy-1,1-dioxido-1-benzothiepin-5yl]phenyl]amino]-5-oxopentyl]amino]-1-deoxy-D-glucitol; or Potassium((2R,3R,4S,5R,6R)-4-benzyl-6-[[3-(3-(3S,4R,5R)-3-butyl-7-(dimethylamino)-3-ethyl-4-hydroxy-1,1-dioxo-2,3,4,5-tetrahydro-1H-benzo[b]thiepin-5-yl)-phenyl]ureido]-3,5-dihydroxy-tetrahydro-pyran-2-ylmethyl)sulphate ethanolate, hydrate. In certain embodiments, an ASBTI is 264W94 (Glaxo), SC-435 (Pfizer), SD-5613 (Pfizer), or A3309 (Astra-Zeneca).

[0035] In some embodiments, an ASBTI is not 1,1-dioxo-3,3-dibutyl-5-phenyl-7-methylthio-8-(N—{(R)- α -[N—((R)-1-carboxy-2-methylthio-ethyl)carbamoyl]-4-hydroxybenzyl}carbamoylmethoxy)-2,3,4,5-tetrahydro-1,2,5-benzothiadiazepine; 1,1-dioxo-3,3-dibutyl-5-phenyl-7-methylthio-8-(N—{(R)- α -[N—((S)-1-carboxy-2-(R)-

hydroxypropyl)carbamoyl]-4-hydroxybenzyl}carbamoylmethoxy)-2,3,4,5-tetrahydro-1,2,5-benzothiadiazepine; 1,1-dioxo-3,3-dibutyl-5-phenyl-7-methylthio-8-(N—{(R)- α -[N—((S)-1-carboxy-2-methylpropyl)carbamoyl]-4-hydroxybenzyl}carbamoylmethoxy)-2,3,4,5-tetrahydro-1,2,5-benzothiadiazepine; 1,1-dioxo-3,3-dibutyl-5-phenyl-7-methylthio-8-(N—{(R)- α -[N—((S)-1-carboxybutyl)carbamoyl]-4-hydroxybenzyl}carbamoylmethoxy)-2,3,4,5-tetrahydro-1,2,5-benzothiadiazepine; 1,1-dioxo-3,3-dibutyl-5-phenyl-7-methylthio-8-(N—{(R)- α -[N—((S)-1-carboxypropyl)carbamoyl]benzyl}carbamoylmethoxy)-2,3,4,5-tetrahydro-1,2,5-benzothiadiazepine; 1,1-dioxo-3,3-dibutyl-5-phenyl-7-methylthio-8-(N—{(R)- α -[N—((S)-1-carboxyethyl)carbamoyl]benzyl}carbamoylmethoxy)-2,3,4,5-tetrahydro-1,2,5-benzothiadiazepine; 1,1-dioxo-3,3-dibutyl-5-phenyl-7-methylthio-8-(N—{(R)- α -[N—((R)-1-carboxy-2-methylthioethyl)carbamoyl]benzyl}carbamoylmethoxy)-2,3,4,5-tetrahydro-1,2,5-benzothiadiazepine; 1,1-dioxo-3,3-dibutyl-5-phenyl-7-methylthio-8-(N—{(R)- α -[N—{(S)-1-carboxy-2-(R)-hydroxypropyl)carbamoyl]benzyl}carbamoylmethoxy)-2,3,4,5-tetrahydro-1,2,5-benzothiadiazepine; 1,1-dioxo-3,3-dibutyl-5-phenyl-7-methylthio-8-(N—{(R)- α -[N-(2-sulphoethyl)carbamoyl]-4-hydroxybenzyl}carbamoylmethoxy)-2,3,4,5-tetrahydro-1,2,5-benzothiadiazepine; 1,1-dioxo-3,3-dibutyl-5-phenyl-7-methylthio-8-(N—{(R)- α -[N—((R)-1-carboxy-2-methylthioethyl)carbamoyl]benzyl}carbamoylmethoxy)-2,3,4,5-tetrahydro-1,2,5-benzothiadiazepine; 1,1-dioxo-3,3-dibutyl-5-phenyl-7-methylthio-8-(N—{(R)- α -[N—{(S)-1-[N—((S)-2-hydroxy-1-carboxyethyl)carbamoyl]propyl}carbamoyl]benzyl}carbamoylmethoxy)-2,3,4,5-tetrahydro-1,2,5-benzothiadiazepine; 1,1-dioxo-3,3-dibutyl-5-phenyl-7-methylthio-8-(N—{(R)- α -[N—((S)-1-carboxy-2-methylpropyl)carbamoyl]benzyl}carbamoylmethoxy)-2,3,4,5-tetrahydro-1,2,5-benzothiadiazepine; 1,1-dioxo-3,3-dibutyl-5-phenyl-7-methylthio-8-(N—{(R)- α -[N—((S)-1-carboxypropyl)carbamoyl]-4-hydroxybenzyl}carbamoylmethoxy)-2,3,4,5-tetrahydro-1,2,5-benzothiadiazepine; or 1,1-dioxo-3,3-dibutyl-5-phenyl-7-methylthio-8-(N—{(R)- α -[N-(carboxymethyl)carbamoyl]benzyl}carbamoylmethoxy)-2,3,4,5-tetrahydro-1,2,5-benzothiadiazepine; 1,1-dioxo-3,3-dibutyl-5-phenyl-7-methylthio-8-(N—{(R)-1'-phenyl-1'-[N'-(carboxymethyl)carbamoyl]methyl}carbamoylmethoxy)-2,3,4,5-tetrahydro-1,5-benzothiazepine; 1,1-dioxo-3,3-dibutyl-5-phenyl-7-methylthio-8-(N—{(R)-1'-phenyl-1'-[N'-(carboxymethyl)carbamoyl]methyl}carbamoylmethoxy)-2,3,4,5-tetrahydro-1,5-benzothiazepine; 1,1-dioxo-3,3-dibutyl-5-phenyl-7-methylthio-8-(N—{(R)- α -[N'—((S)-1-carboxypropyl)carbamoyl]-4-hydroxybenzyl}carbamoylmethoxy)-2,3,4,5-tetrahydro-1,5-benzothiazepine; 1,1-dioxo-3,3-dibutyl-5-phenyl-7-methylthio-8-(N—{(R)-1'-phenyl-1'-[N'-(carboxymethyl)carbamoyl]methyl}carbamoylmethoxy)-2,3,4,5-tetrahydro-1,5-benzothiazepine; 1,1-dioxo-3,3-dibutyl-5-phenyl-7-methylthio-8-(N—{(R)- α -[N'—((S)-1-carboxyethyl)carbamoyl]benzyl}carbamoylmethoxy)-2,3,4,5-tetrahydro-1,5-benzothiazepine; or a pharmaceutically acceptable salt thereof.

[0036] In certain embodiments, methods provided herein further comprise administration of a second agent selected from ursodiol, UDCA, cholestyramine/resins, antihistamine agents (e.g., hydroxyzine, diphenhydramine), rifampin, naloxone, Phenobarbital, dronabinol (CB1 agonist), methotrex-

ate, corticosteroids, cyclosporine, colchicines, TPGS—vitamin A, D, E, or K optionally with polyethylene glycol, zinc, and a resin or sequestrant for absorbing bile acids or an analog thereof. In certain embodiments, methods provided herein further comprise administration of a second agent selected from a bile acid or salt with reduced toxicity or a hydrophilic bile acid such as ursodiol, norursodiol, ursodeoxycholic acid, chenodeoxycholic acid, cholic acid, taurocholic acid, ursocholic acid, glycocholic acid, glycodeoxycholic acid, taurodeoxycholic acid, taurocholate, glycochenodeoxycholic acid, or tauroursodeoxycholic acid.

[0037] In some embodiments, the dosage of an ASBTI is between about 1 µg/kg/day and about 10 mg/kg/day. In some embodiments, the dosage of an ASBTI is between about 5 µg/kg/day and about 1 mg/kg/day. In some embodiments, the dosage of an ASBTI is between about 10 µg/kg/day and about 300 µg/kg/day. In some embodiments, the dosage of an ASBTI is any dosage from about 14 µg/kg/day and about 280 µg/kg/day. In some embodiments, the dosage of an ASBTI is any dosage from about 14 µg/kg/day and about 140 µg/kg/day. In some embodiments, the dosage of an ASBTI is between about 5 µg/kg/day and about 200 µg/kg/day. In some embodiments, the dosage of an ASBTI is between about 10 µg/kg/day and about 10 µg/kg/day and about 200 µg/kg/day. In some embodiments, the dosage of an ASBTI is between about 10 µg/kg/day and about 175 µg/kg/day. In some embodiments, the dosage of an ASBTI is between about 10 µg/kg/day and about 150 µg/kg/day. In some embodiments, the dosage of an ASBTI is between about 10 µg/kg/day and about 140 µg/kg/day. In some embodiments, the dosage of an ASBTI is between about 25 µg/kg/day and about 140 µg/kg/day. In some embodiments, the dosage of an ASBTI is between about 50 µg/kg/day and about 140 µg/kg/day. In some embodiments, the dosage of an ASBTI is between about 70 µg/kg/day and about 140 µg/kg/day. In some embodiments, the dosage of an ASBTI is between about 10 µg/kg/day and about 100 µg/kg/day. In some embodiments, the dosage of an ASBTI is 10 µg/kg/day. In some embodiments, the dosage of an ASBTI is 20 µg/kg/day. In some embodiments, the dosage of an ASBTI is 30 µg/kg/day. In some embodiments, the dosage of an ASBTI is 35 µg/kg/day. In some embodiments, the dosage of an ASBTI is 40 µg/kg/day. In some embodiments, the dosage of an ASBTI is 50 µg/kg/day. In some embodiments, the dosage of an ASBTI is 60 µg/kg/day. In some embodiments, the dosage of an ASBTI is 70 µg/kg/day. In some embodiments, the dosage of an ASBTI is 80 µg/kg/day. In some embodiments, the dosage of an ASBTI is 90 µg/kg/day. In some embodiments, the dosage of an ASBTI is 100 µg/kg/day. In some embodiments, the dosage of an ASBTI is 110 µg/kg/day. In some embodiments, the dosage of an ASBTI is 120 µg/kg/day. In some embodiments, the dosage of an ASBTI is 130 µg/kg/day. In some embodiments, the dosage of an ASBTI is 140 µg/kg/day. In some embodiments, the dosage of an ASBTI is 150 µg/kg/day. In some embodiments, the dosage of an ASBTI is 175 µg/kg/day.

[0038] In some embodiments, provided herein are dosages of an ASBTI between 14 µg/kg/day and 140 µg/kg/day, or between 14 µg/kg/day and 280 µg/kg/day.

[0039] In some embodiments, the dosage of an ASBTI is between about 0.5 mg/day and about 40 mg/day. In some embodiments, the dosage of an ASBTI is between about 0.5 mg/day and about 30 mg/day. In some embodiments, the dosage of an ASBTI is between about 1 mg/day and about 20 mg/day. In some embodiments, the dosage of an ASBTI is

between about 1 mg/day and about 10 mg/day. In some embodiments, the dosage of an ASBTI is between about 1 mg/day and about 5 mg/day. In some embodiments, the dosage of an ASBTI is 1 mg/day. In some embodiments, the dosage of an ASBTI is 5 mg/day. In some embodiments, the dosage of an ASBTI is 10 mg/day. In some embodiments, the dosage of an ASBTI is 20 mg/day. In some embodiments, the dosage of an ASBTI is between 0.5 mg/day and 5 mg/day. In some embodiments, the dosage of an ASBTI is between 0.5 mg/day and 4.5 mg/day. In some embodiments, the dosage of an ASBTI is between 0.5 mg/day and 4 mg/day. In some embodiments, the dosage of an ASBTI is between 0.5 mg/day and 3.5 mg/day. In some embodiments, the dosage of an ASBTI is between 0.5 mg/day and 3 mg/day. In some embodiments, the dosage of an ASBTI is between 0.5 mg/day and 2.5 mg/day. In some embodiments, the dosage of an ASBTI is between 0.5 mg/day and 2 mg/day. In some embodiments, the dosage of an ASBTI is between 0.5 mg/day and 1.5 mg/day. In some embodiments, the dosage of an ASBTI is between 0.5 mg/day and 1 mg/day. In some embodiments, the dosage of an ASBTI is between 1 mg/day and 4.5 mg/day. In some embodiments, the dosage of an ASBTI is between 1 mg/day and 4 mg/day. In some embodiments, the dosage of an ASBTI is between 1 mg/day and 3.5 mg/day. In some embodiments, the dosage of an ASBTI is between 1 mg/day and 3 mg/day. In some embodiments, the dosage of an ASBTI is between 1 mg/day and 2.5 mg/day. In some embodiments, the dosage of an ASBTI is between 1 mg/day and 2 mg/day. In some embodiments, the dosage of an ASBTI is 0.5 mg/day. In some embodiments, the dosage of an ASBTI is 1 mg/day. In some embodiments, the dosage of an ASBTI is 1.5 mg/day. In some embodiments, the dosage of an ASBTI is 2 mg/day. In some embodiments, the dosage of an ASBTI is 2.5 mg/day. In some embodiments, the dosage of an ASBTI is 3 mg/day. In some embodiments, the dosage of an ASBTI is 3.5 mg/day. In some embodiments, the dosage of an ASBTI is 4 mg/day. In some embodiments, the dosage of an ASBTI is 4.5 mg/day. In some embodiments, the dosage of an ASBTI is 5 mg/day. In some embodiments, the pediatric dosage described herein is the dosage of the total composition administered.

[0040] In some embodiments, the dosage form comprises 0.5 mg of the ASBTI. In some embodiments, the dosage form comprises 1 mg of the ASBTI. In some embodiments, the dosage form comprises 2.5 mg of the ASBTI. In some embodiments, the dosage form comprises 5 mg of the ASBTI. In some embodiments, the dosage form comprises 10 mg of the ASBTI. In some embodiments, the dosage form comprises 20 mg of the ASBTI.

[0041] In certain embodiments, the dosage of an ASBTI is given once a day. In some embodiments, the dosage of an ASBTI is given q.d. In some embodiments, the dosage of an ASBTI is given once a day in the morning. In some embodiments, the dosage of an ASBTI is given once a day at noon. In some embodiments, the dosage of an ASBTI is given once a day in the evening or night. In some embodiments, the dosage of an ASBTI is given twice a day. In some embodiments, the dosage of an ASBTI is given b.i.d. In some embodiments, the dosage of an ASBTI is given twice a day, in the morning and noon. In some embodiments, the dosage of an ASBTI is given twice a day, in the morning and evening. In some embodiments, the dosage of an ASBTI is given twice a day, in the morning and night. In some embodiments, the dosage of an ASBTI is given twice a day, at noon and in the evening. In

some embodiments, the dosage of an ASBTI is given twice a day, at noon and in the night. In some embodiments, the dosage of an ASBTI is given three times a day. In some embodiments, the dosage of an ASBTI is given t.i.d. In some embodiments, the dosage of an ASBTI is given four times a day. In some embodiments, the dosage of an ASBTI is given q.i.d. In some embodiments, the dosage of an ASBTI is given every four hours. In some embodiments, the dosage of an ASBTI is given q.q.h. In some embodiments, the dosage of an ASBTI is given every other day. In some embodiments, the dosage of an ASBTI is given q.o.d. In some embodiments, the dosage of an ASBTI is given three times a week. In some embodiments, the dosage of an ASBTI is given t.i.w.

[0042] Provided in certain embodiments herein are methods and dosage forms (e.g., oral or rectal dosage form) for use in the treatment of hypercholelism and/or a cholestatic liver disease and/or pruritis, or for use in lowering serum bile acid or hepatic bile acid levels comprising a therapeutically effective amount of an ASBTI, or a pharmaceutically acceptable salt thereof, and a carrier. In some embodiments, methods comprise orally administering a therapeutically effective amount of a minimally absorbed ASBTI, or a pharmaceutically acceptable salt thereof, to an individual in need thereof. In some embodiments, methods comprise rectally administering a therapeutically effective amount of a minimally absorbed ASBTI, or a pharmaceutically acceptable salt thereof, to an individual in need thereof. In specific embodiments, the dosage form is an enteric formulation, an ileal-pH sensitive release formulation, or a suppository or other suitable form.

[0043] In some embodiments, a composition for use in the treatment of hypercholelism and/or a cholestatic liver disease or pruritis or lowering serum bile acid concentrations comprises at least one of a spreading agent or a wetting agent. In some embodiments, the composition comprises an absorption inhibitor. In some cases an absorption inhibitor is a mucoadhesive agent (e.g., a mucoadhesive polymer). In certain embodiments, the mucoadhesive agent is selected from methyl cellulose, polycarbophil, polyvinylpyrrolidone, sodium carboxymethyl cellulose, and combinations thereof. In some embodiments, the enteroendocrine peptide secretion enhancing agent is covalently linked to the absorption inhibitor. In certain embodiments, the pharmaceutical composition comprises an enteric coating. In some embodiments, a composition for use in treatment of cholestasis, a cholestatic liver disease or pruritis described above comprises a carrier. In certain embodiments, the carrier is a rectally suitable carrier. In certain embodiments, any pharmaceutical composition described herein is formulated as a suppository, an enema solution, a rectal foam, or a rectal gel. In some embodiments, any pharmaceutical composition described herein comprises an orally suitable carrier.

[0044] In some embodiments, provided herein is a pharmaceutical composition formulated for non-systemic ileal, rectal or colonic delivery of the ASBTI.

[0045] In some cases, for any of the methods described above, administration of an ASBTI reduces intraenterocyte bile acids/salts in an individual in need thereof. In some embodiments, the methods described herein reduce accumulation of bile acids/salts in ileal enterocytes of an individual in need thereof. In some cases, for any of the methods described above, administration of an ASBTI inhibits transport of bile acids/salts from ileal lumen into enterocytes of an individual in need thereof. In some cases, for any of the methods

described above, administration of an ASBTI increases ileal luminal bile acids/salts in an individual in need thereof. In some cases, for any of the methods described above, administration of an ASBTI reduces damage to intestinal (e.g., ileal cells) or hepatocellular (e.g., liver cells) architecture associated with hypercholelism and/or a cholestatic liver disease or elevated serum or hepatic bile acid in an individual in need thereof. In some cases, for any of the methods described above, administration of an ASBTI regenerates intestinal lining or liver cells that have been injured by hypercholelism and/or by a cholestatic liver disease in an individual suffering from a cholestatic liver disease.

[0046] In some embodiments, the methods described above further comprise administration of a second agent selected from ursodiol, norursodiol, UDCA, ursodeoxycholic acid, chenodeoxycholic acid, cholic acid, taurocholic acid, ursocholic acid, glycocholic acid, glycodeoxycholic acid, taurodeoxycholic acid, taurocholate, glycochenodeoxycholic acid, tauroursodeoxycholic acid, cholestyramine/resins, antihistamine agents (e.g., hydroxyzine, diphenhydramine), rifampin, nalaxone, Phenobarbital, dronabinol (CB1 agonist), methotrexate, corticosteroids, cyclosporine, colchicines, TPGS—vitamin A, D, E, or K optionally with polyethylene glycol, zinc, a resin or sequestrant for absorbing bile acids.

[0047] In some embodiments, provided herein are methods for the treatment of hypercholelism and/or a cholestatic liver disease comprising administration of a therapeutically effective amount of a combination of an ASBTI and ursodiol to an individual in need thereof. In some embodiments, provided herein are methods for the treatment of hypercholelism and/or a cholestatic liver disease comprising administration of a therapeutically effective amount of a combination of an ASBTI and a resin or sequestrant for absorbing bile acids to an individual in need thereof. In some embodiments, an ASBTI is administered in combination with one or more agent selected from the group consisting of ursodiol, ursodeoxycholic acid, chenodeoxycholic acid, cholic acid, taurocholic acid, ursocholic acid, glycocholic acid, glycodeoxycholic acid, taurodeoxycholic acid, taurocholate, glycochenodeoxycholic acid, tauroursodeoxycholic acid, UDCA, cholestyramine/resins, antihistamine agents (e.g., hydroxyzine, diphenhydramine), rifampin, nalaxone, Phenobarbital, dronabinol (CB1 agonist), methotrexate, corticosteroids, cyclosporine, colchicines, TPGS—vitamin A, D, E, or K optionally with polyethylene glycol, zinc, a resin or sequestrant for absorbing bile acids.

[0048] In some embodiments, the ASBTI is administered orally. In some embodiments, the ASBTI is administered as an ileal-pH sensitive release formulation that delivers the ASBTI to the distal ileum, colon and/or rectum of an individual. In some embodiments, the ASBTI is administered as an enterically coated formulation. In some embodiments, oral delivery of an ASBTI provided herein can include formulations, as are well known in the art, to provide prolonged or sustained delivery of the drug to the gastrointestinal tract by any number of mechanisms. These include, but are not limited to, pH sensitive release from the dosage form based on the changing pH of the small intestine, slow erosion of a tablet or capsule, retention in the stomach based on the physical properties of the formulation, bioadhesion of the dosage form to the mucosal lining of the intestinal tract, or enzymatic release of the active drug from the dosage form. The intended effect is to extend the time period over which the active drug

molecule is delivered to the site of action (the ileum) by manipulation of the dosage form. Thus, enteric-coated and enteric-coated controlled release formulations are within the scope of the present invention. Suitable enteric coatings include cellulose acetate phthalate, polyvinylacetate phthalate, hydroxypropylmethylcellulose phthalate and anionic polymers of methacrylic acid and methacrylic acid methyl ester.

[0049] In some embodiments of the methods described above, the ASBTI is administered before ingestion of food. In some embodiments of the methods described above, the ASBTI is administered with or after ingestion of food.

[0050] In some embodiments, the methods provided herein further comprise administration of vitamin supplements to compensate for reduced digestion of vitamins, in particular fat-soluble vitamins, in an individual with hypercholeolemia and/or a cholestatic liver disease. In some embodiments, the vitamin supplements comprise fat-soluble vitamins. In some embodiments, the fat-soluble vitamins are vitamin A, D, E, or K.

[0051] In some embodiments, the methods provided herein further comprise administration of vitamin supplements to compensate for reduced digestion of vitamins, in particular fat-soluble vitamins, in an individual suffering from pruritis. In some embodiments, the vitamin supplements comprise fat-soluble vitamins. In some embodiments, the fat-soluble vitamins are vitamin A, D, E, or K.

[0052] In some embodiments, the methods provided herein further comprise administration of vitamin supplements to compensate for reduced digestion of vitamins, in particular fat-soluble vitamins, in an individual with elevated serum bile acid concentrations. In some embodiments, the vitamin supplements comprise fat-soluble vitamins. In some embodiments, the fat-soluble vitamins are vitamin A, D, E, or K.

[0053] In some embodiments, the methods and compositions provided herein further comprise administration of a bile acid sequestrant or binder for reducing gastrointestinal side effects. In some embodiments, methods comprise administering a labile bile acid sequestrant, wherein the labile bile acid sequestrant has a low affinity in the colon or rectum of the individual for at least one bile acid. In some embodiments, a labile bile acid sequestrant provided herein releases a bile acid in the colon or the rectum of a human. In some embodiments, a labile bile acid sequestrant provided herein does not sequester a bile acid for excretion or elimination in feces. In some embodiments, a labile bile acid sequestrant provided herein is a non-systemic labile bile acid sequestrant. In some embodiments, non-systemic labile bile acid sequestrant is less than 1%, 2%, 3%, 4%, 5%, 6%, 7%, 8%, 9%, 10%, 15%, 20%, 25%, 30%, 35%, 40%, 45% absorbed systemically. In some embodiments, the labile bile acid sequestrant is lignin or a modified lignin. In some embodiments, the labile bile acid sequestrant is a polycationic polymer or copolymer. In certain embodiments, the labile bile acid sequestrant is a polymer or copolymer comprising one or more N-alkenyl-N-alkylamine residues; one or more N,N,N-trialkyl-N-(N'-alkenylamino)alkyl-azanium residues; one or more N,N,N-trialkyl-N-alkenyl-azanium residues; one or more alkenylamine residues; cholestyramine, cholestipol, or cholestevlamor a combination thereof.

[0054] In some embodiments, the methods provided herein further comprise partial external biliary diversion (PEBD).

[0055] Provided in some embodiments herein is a kit comprising any composition described herein (e.g., a pharmaceu-

tical composition formulated for rectal administration) and a device for localized delivery within the rectum or colon. In certain embodiments, the device is a syringe, bag, or a pressurized container.

BRIEF DESCRIPTION OF THE DRAWINGS

[0056] FIG. 1. Oral administration of 264W94 dose-dependently increased bile acids in the feces. Fecal bile acid concentrations were elevated up to 6.5 fold with an ED₅₀ of 0.17 mg/kg, when compared to vehicle treated rats. Fecal NEFA also slightly increased in 264W94 treated rats. Plasma bile acid concentrations were decreased dose-dependently in 264W94 treated rats.

[0057] FIG. 2. Plasma bile acid levels of ZDF rats after administration of ascending doses of SC-435 and LUM002. Male ZDF rats (n=4) were administered vehicle, SC-435 (1, 10 or 30 mg/kg) or LUM002 (0.3, 1, 3, 10 or 30 mg/kg) by oral gavage twice a day for 2 weeks. Plasma bile acid levels were determined at the end of the second week. Data are expressed as mean values \pm SEM.

[0058] FIG. 3. Serum bile acid (SBA) analysis of healthy subjects after administration of ascending multiple oral doses of LUM001 a randomized, double-blind, placebo-controlled study. Shown in the graphs are data from the 0.5 (n=16), 1.0 (n=8), 2.5 (n=8), 5.0 (n=8) and 10 (n=8) mg dosing groups. On Day 1, blood was drawn for baseline SBA at approximately 30 minutes before and after breakfast and 30 minutes after lunch and dinner. Samples were obtained on day 14.

[0059] FIG. 4. Fecal bile acid analysis of healthy subjects after administration of ascending multiple oral doses of LUM001 a randomized, double-blind, placebo-controlled study. Fecal samples were collected for all panels except the dose-titration panel, 2.5 (2) and 5 mg (2), on Days 9 through 14 and 23 through 28.

[0060] FIG. 5. Fasting serum bile acid levels and morning post-prandial peak in children under the age of 12. LUM001 was administered once-a-day (QD) in the morning for fourteen days. The placebo patients had an average fasting serum bile acid level of 8.6 μ mol/L and a post-prandial peak serum bile acid level of 11.9 μ mol/L. For the LUM001 treated patients the values were 6.5 μ mol/L and 9.2, respectively, representing a 24% and 23% decrease.

DETAILED DESCRIPTION OF THE INVENTION

[0061] Bile acids/salts play a critical role in activating digestive enzymes and solubilizing fats and fat-soluble vitamins and are involved in liver, biliary, and intestinal disease. Bile acids are synthesized in the liver by a multistep, multiorganelle pathway. Hydroxyl groups are added to specific sites on the steroid structure, the double bond of the cholesterol B ring is reduced and the hydrocarbon chain is shortened by three carbon atoms resulting in a carboxyl group at the end of the chain. The most common bile acids are cholic acid and chenodeoxycholic acid (the "primary bile acids"). Before exiting the hepatocytes and forming bile, the bile acids are conjugated to either glycine (to produce glycocholic acid or glycochenodeoxycholic acid) or taurine (to produce taurocholic acid or taurochenodeoxycholic acid). The conjugated bile acids are called bile salts and their amphipathic nature makes them more efficient detergents than bile acids. Bile salts, not bile acids, are found in bile.

[0062] Bile salts are excreted by the hepatocytes into the canaliculi to form bile. The canaliculi drain into the right and

left hepatic ducts and the bile flows to the gallbladder. Bile is released from the gallbladder and travels to the duodenum, where it contributes to the metabolism and degradation of fat. The bile salts are reabsorbed in the terminal ileum and transported back to the liver via the portal vein. Bile salts often undergo multiple enterohepatic circulations before being excreted via feces. A small percentage of bile salts may be reabsorbed in the proximal intestine by either passive or carrier-mediated transport processes. Most bile salts are reclaimed in the distal ileum by a sodium-dependent apically located bile acid transporter referred to as apical sodium-dependent bile acid transporter (ASBT). At the basolateral surface of the enterocyte, a truncated version of ASBT is involved in vectorial transfer of bile acids/salts into the portal circulation. Completion of the enterohepatic circulation occurs at the basolateral surface of the hepatocyte by a transport process that is primarily mediated by a sodium-dependent bile acid transporter. Intestinal bile acid transport plays a key role in the enterohepatic circulation of bile salts. Molecular analysis of this process has recently led to important advances in our understanding of the biology, physiology and pathophysiology of intestinal bile acid transport.

[0063] Within the intestinal lumen, bile acid concentrations vary, with the bulk of the reuptake occurring in the distal intestine. Bile acids/salts alter the growth of bacterial flora in the gut. Described herein are certain compositions and methods that control bile acid concentrations in the intestinal lumen, thereby controlling the hepatocellular damage caused by bile acid accumulation in the liver.

[0064] In another aspect, the compositions and methods provided herein increase bile acid concentrations in the gut. The increased concentrations of bile acids/salts stimulate subsequent secretion of factors that protect and control integrity of the intestine when it is injured by hypercholelismia and/or a cholestatic liver disease (e.g., a cholestatic liver disease associated with pruritis, or a cholestatic liver disease associated with elevated serum bile acid concentrations or hepatic bile acid concentrations).

[0065] In yet another aspect, the compositions and methods described herein have an advantage over systemically absorbed agents. The compositions and methods described herein utilize ASBT inhibitors that are not systemically absorbed. Thus the compositions are effective without leaving the gut lumen, thereby reducing any toxicity and/or side effects associated with systemic absorption.

[0066] In a further aspect, the compositions and methods described herein stimulate the release of enteroendocrine hormones GLP-2 and PYY. Increased secretion of GLP-2 or PYY allows for prevention or treatment of hypercholelismia and/or a cholestatic liver disease (e.g., a cholestatic liver disease associated with pruritis, or a cholestatic liver disease associated with elevated serum bile acid concentrations or hepatic bile acid concentrations) by controlling the adaptive process, attenuating intestinal injury, reducing bacterial translocation, inhibiting the release of free radical oxygen, inhibiting production of proinflammatory cytokines, or any combination thereof.

[0067] Described herein is the use of inhibitors of the ASBT or any recuperative bile salt transporter that are active in the gastrointestinal (GI) tract for treating or ameliorating hypercholelismia and/or a cholestatic liver disease (e.g., a cholestatic liver disease associated with pruritis, or a cholestatic liver disease associated with elevated serum bile acid concentrations or hepatic bile acid concentrations) in an indi-

vidual in need thereof. In certain embodiments, described herein is the use of inhibitors of the ASBT or any recuperative bile salt transporter that are active in the gastrointestinal (GI) tract for treating or ameliorating pruritis in an individual in need thereof. In certain embodiments, described herein is the use of inhibitors of the ASBT or any recuperative bile salt transporter that are active in the gastrointestinal (GI) tract for lowering serum bile acid concentrations or hepatic bile acid concentrations in an individual in need thereof. In certain embodiments, the methods provided herein comprise administering a therapeutically effective amount of an ASBT inhibitor (ASBTI) to an individual in need thereof. In some embodiments, such ASBT inhibitors are not systemically absorbed. In some of such embodiments, such bile salt transport inhibitors include a moiety or group that prevents, reduces or inhibits the systemic absorption of the compound in vivo. In some embodiments, a charged moiety or group on the compounds prevents, reduces or inhibits the compounds from leaving the gastrointestinal tract and reduces the risk of side effects due to systemic absorption. In some other embodiments, such ASBT inhibitors are systemically absorbed. In some embodiments, the ASBTI provided herein are formulated for non-systemic delivery to the distal ileum. In some embodiments, an ASBTI is minimally absorbed. In some embodiments, an ASBTI is non-systemically administered to the colon or the rectum of an individual in need thereof.

[0068] In certain embodiments, provided herein are methods for treating or preventing a liver disease comprising non-systemically administering to the distal ileum of an individual in need thereof a therapeutically effective amount of an ASBTI or a pharmaceutically acceptable salt thereof, wherein the liver disease is hepatitis A, hepatitis B, hepatitis C, non-alcoholic steatohepatitis (NASH), non-alcoholic fatty liver disease (NAFLD), hemochromatosis, Wilson's disease, ischemic hepatitis, liver inflammation, fibrosis, or a chronic liver disease. In some embodiments, such ASBT inhibitors are not systemically absorbed. In some of such embodiments, such bile salt transport inhibitors include a moiety or group that prevents, reduces or inhibits the systemic absorption of the compound in vivo. In some embodiments, a charged moiety or group on the compounds prevents, reduces or inhibits the compounds from leaving the gastrointestinal tract and reduces the risk of side effects due to systemic absorption. In some other embodiments, such ASBT inhibitors are systemically absorbed. In some embodiments, the ASBTI are formulated for non-systemic delivery to the distal ileum. In some embodiments, an ASBTI is minimally absorbed. In some embodiments, an ASBTI is non-systemically administered to the colon or the rectum of an individual in need thereof.

[0069] In some embodiments, less than 50%, less than 40%, less than 30%, less than 20%, less than 10%, less than 9%, less than 8%, less than 7%, less than 6%, less than 5%, less than 4%, less than 3%, less than 2%, or less than 1% of the ASBTI is systemically absorbed. In certain embodiments, ASBTIs described herein inhibit scavenging of bile salts by recuperative bile acid salt transporters in the distal gastrointestinal tract (e.g., the distal ileum, the colon and/or the rectum).

[0070] In some instances, the inhibition of bile salt recycling results in higher concentrations of bile salts in the lumen of the distal gastrointestinal tract or portions thereof (e.g., the distal small bowel and/or colon and/or rectum). As used herein, the distal gastrointestinal tract includes the region from the distal ileum to the anus. In some embodiments, the

compounds described herein reduce intraenterocyte bile acids/salts or accumulation thereof. In some embodiments, the compounds described herein reduce damage to hepatocellular or intestinal architecture associated with cholestasis and/or a cholestatic liver disease.

Mammalian Microbiome, Bile Acid Pools and Metabolic Interactions

[0071] The integrated metabolism of the bile acid pools in the intestinal lumen lends itself to complex biochemical interactions between host and microbiome symbionts.

[0072] Bile acids/salts are synthesized from cholesterol in the liver by a multi-enzyme coordinated process and are crucial for the absorption of dietary fats and lipid-soluble vitamins in the intestine. Bile acids/salts play a role in maintaining the intestinal barrier function to prevent intestinal bacterial overgrowth and translocation, as well as invasion of underlying tissues by enteric bacteria.

[0073] Under normal conditions (i.e., when an individual is not suffering from hypercholelism and/or a cholestatic liver disease), symbiotic gut microorganisms (microbiome) interact closely with the host's metabolism and are important determinants of health. Many bacterial species in the gut are capable of modifying and metabolizing bile acids/salts and the gut flora affects systemic processes such as metabolism and inflammation.

[0074] Bile acids/salts have strong antimicrobial and antiviral effects—deficiency leads to bacterial overgrowth and increased deconjugation, leading to less ileal resorption. In animals, conjugated bile acid feeding abolishes bacterial overgrowth, decreases bacterial translocation to lymph nodes and reduces endotoxemia.

[0075] Accordingly, the methods and compositions described herein allow for replacement, displacement, and/or redirection of bile acids/salts to different areas of the gastrointestinal tract thereby affecting (e.g., inhibiting or slowing) growth of microorganisms that may cause infection-associated cholestasis and/or a cholestatic liver disease.

Classes of Cholestasis and Cholestatic Liver Disease

[0076] As used herein, “cholestasis” means the disease or symptoms comprising impairment of bile formation and/or bile flow. As used herein, “cholestatic liver disease” means a liver disease associated with cholestasis. Cholestatic liver diseases are often associated with jaundice, fatigue, and pruritus. Biomarkers of cholestatic liver disease include elevated serum bile acid concentrations, elevated serum alkaline phosphatase (AP), elevated gamma-glutamyltranspeptidase, elevated conjugated hyperbilirubinemia, and elevated serum cholesterol.

[0077] Cholestatic liver disease can be sorted clinicopathologically between two principal categories of obstructive, often extrahepatic, cholestasis, and nonobstructive, or intrahepatic, cholestasis. In the former, cholestasis results when bile flow is mechanically blocked, as by gallstones or tumor, or as in extrahepatic biliary atresia.

[0078] The latter group who has nonobstructive intrahepatic cholestasis in turn fall into two principal subgroups. In the first subgroup, cholestasis results when processes of bile secretion and modification, or of synthesis of constituents of bile, are caught up secondarily in hepatocellular injury so severe that nonspecific impairment of many functions can be expected, including those subserving bile formation. In the

second subgroup, no presumed cause of hepatocellular injury can be identified. Cholestasis in such patients appears to result when one of the steps in bile secretion or modification, or of synthesis of constituents of bile, is constitutively damaged. Such cholestasis is considered primary.

[0079] Accordingly, provided herein are methods and compositions for stimulating epithelial proliferation and/or regeneration of intestinal lining and/or enhancement of the adaptive processes in the intestine in individuals with hypercholelism and/or a cholestatic liver disease. In some of such embodiments, the methods comprise increasing bile acid concentrations and/or GLP-2 concentrations in the intestinal lumen.

[0080] Increased levels of bile acids, and elevated levels of AP (alkaline phosphatase), LAP (leukocyte alkaline phosphatase), gamma GT (gamma-glutamyl transpeptidase), and 5'-nucleotidase are biochemical hallmarks of cholestasis and cholestatic liver disease. Accordingly, provided herein are methods and compositions for stimulating epithelial proliferation and/or regeneration of intestinal lining and/or enhancement of the adaptive processes in the intestine in individuals with hypercholelism, and elevated levels of AP (alkaline phosphatase), LAP (leukocyte alkaline phosphatase), gamma GT (gamma-glutamyl transpeptidase or GGT), and/or 5'-nucleotidase. In some of such embodiments, the methods comprise increasing bile acid concentrations in the intestinal lumen. Further provided herein, are methods and compositions for reducing hypercholelism, and elevated levels of AP (alkaline phosphatase), LAP (leukocyte alkaline phosphatase), gamma GT (gamma-glutamyl transpeptidase), and 5'-nucleotidase comprising reducing overall bile acid load by excreting bile acid in the feces.

[0081] Pruritus is often associated with hypercholelism and cholestatic liver diseases. It has been suggested that pruritus results from bile salts acting on peripheral pain afferent nerves. The degree of pruritus varies with the individual (i.e., some individuals are more sensitive to elevated levels of bile acids/salts). Administration of agents that reduce serum bile acid concentrations has been shown to reduce pruritus in certain individuals. Accordingly, provided herein are methods and compositions for stimulating epithelial proliferation and/or regeneration of intestinal lining and/or enhancement of the adaptive processes in the intestine in individuals with pruritus. In some of such embodiments, the methods comprise increasing bile acid concentrations in the intestinal lumen. Further provided herein, are methods and compositions for treating pruritus comprising reducing overall bile acid load by excreting bile acid in the feces.

[0082] Another symptom of hypercholelism and cholestatic liver disease is the increase in serum concentration of conjugated bilirubin. Elevated serum concentrations of conjugated bilirubin result in jaundice and dark urine. The magnitude of elevation is not diagnostically important as no relationship has been established between serum levels of conjugated bilirubin and the severity of hypercholelism and cholestatic liver disease. Conjugated bilirubin concentration rarely exceeds 30 mg/dL. Accordingly, provided herein are methods and compositions for stimulating epithelial proliferation and/or regeneration of intestinal lining and/or enhancement of the adaptive processes in the intestine in individuals with elevated serum concentrations of conjugated bilirubin. In some of such embodiments, the methods comprise increasing bile acid concentrations in the intestinal lumen. Further provided herein, are methods and compositions for treating

elevated serum concentrations of conjugated bilirubin comprising reducing overall bile acid load by excreting bile acid in the feces.

[0083] Increased serum concentration of nonconjugated bilirubin is also considered diagnostic of hypercholelism and cholestatic liver disease. Portions of serum bilirubin and covalently bound to albumin (delta bilirubin or biliprotein). This fraction may account for a large proportion of total bilirubin in patients with cholestatic jaundice. The presence of large quantities of delta bilirubin indicates long-standing cholestasis. Delta bilirubin in cord blood or the blood of a newborn is indicative of cholestasis/cholestatic liver disease that antedates birth. Accordingly, provided herein are methods and compositions for stimulating epithelial proliferation and/or regeneration of intestinal lining and/or enhancement of the adaptive processes in the intestine in individuals with elevated serum concentrations of nonconjugated bilirubin or delta bilirubin. In some of such embodiments, the methods comprise increasing bile acid concentrations in the intestinal lumen. Further provided herein, are methods and compositions for treating elevated serum concentrations of nonconjugated bilirubin and delta bilirubin comprising reducing overall bile acid load by excreting bile acid in the feces.

[0084] Cholestasis and cholestatic liver disease results in hypercholelism. During metabolic cholestasis, the hepatocytes retains bile salts. Bile salts are regurgitated from the hepatocyte into the serum, which results in an increase in the concentration of bile salts in the peripheral circulation. Furthermore, the uptake of bile salts entering the liver in portal vein blood is inefficient, which results in spillage of bile salts into the peripheral circulation. Accordingly, provided herein are methods and compositions for stimulating epithelial proliferation and/or regeneration of intestinal lining and/or enhancement of the adaptive processes in the intestine in individuals with hypercholelism. In some of such embodiments, the methods comprise increasing bile acid concentrations in the intestinal lumen. Further provided herein, are methods and compositions for treating hypercholelism comprising reducing overall bile acid load by excreting bile acid in the feces.

[0085] Hyperlipidemia is characteristic of some but not all cholestatic diseases. Serum cholesterol is elevated in cholestasis due to the decrease in circulating bile salts which contribute to the metabolism and degradation of cholesterol. Cholesterol retention is associated with an increase in membrane cholesterol content and a reduction in membrane fluidity and membrane function. Furthermore, as bile salts are the metabolic products of cholesterol, the reduction in cholesterol metabolism results in a decrease in bile acid/salt synthesis. Serum cholesterol observed in children with cholestasis ranges between about 1,000 mg/dL and about 4,000 mg/dL. Accordingly, provided herein are methods and compositions for stimulating epithelial proliferation and/or regeneration of intestinal lining and/or enhancement of the adaptive processes in the intestine in individuals with hyperlipidemia. In some of such embodiments, the methods comprise increasing bile acid concentrations in the intestinal lumen. Further provided herein, are methods and compositions for treating hyperlipidemia comprising reducing overall bile acid load by excreting bile acid in the feces.

[0086] In individuals with hypercholelism and cholestatic liver diseases, xanthomas develop from the deposition of excess circulating cholesterol into the dermis. The development of xanthomas is more characteristic of obstructive

cholestasis than of hepatocellular cholestasis. Planar xanthomas first occur around the eyes and then in the creases of the palms and soles, followed by the neck. Tuberous xanthomas are associated with chronic and long-term cholestasis. Accordingly, provided herein are methods and compositions for stimulating epithelial proliferation and/or regeneration of intestinal lining and/or enhancement of the adaptive processes in the intestine in individuals with xanthomas. In some of such embodiments, the methods comprise increasing bile acid concentrations in the intestinal lumen. Further provided herein, are methods and compositions for treating xanthomas comprising reducing overall bile acid load by excreting bile acid in the feces.

[0087] In children with chronic cholestasis, one of the major consequences of hypercholelism and cholestatic liver disease is failure to thrive. Failure to thrive is a consequence of reduced delivery of bile salts to the intestine, which contributes to inefficient digestion and absorption of fats, and reduced uptake of vitamins (vitamins E, D, K, and A are all malabsorbed in cholestasis). Furthermore, the delivery of fat into the colon can result in colonic secretion and diarrhea. Treatment of failure to thrive involves dietary substitution and supplementation with long-chain triglycerides, medium-chain triglycerides, and vitamins. Ursodeoxycholic acid, which is used to treat some cholestatic conditions, does not form mixed micelles and has no effect on fat absorption. Accordingly, provided herein are methods and compositions for stimulating epithelial proliferation and/or regeneration of intestinal lining and/or enhancement of the adaptive processes in the intestine in individuals (e.g., children) with failure to thrive. In some of such embodiments, the methods comprise increasing bile acid concentrations in the intestinal lumen. Further provided herein, are methods and compositions for treating failure to thrive comprising reducing overall bile acid load by excreting bile acid in the feces.

[0088] Symptoms of hypercholelism and cholestatic liver disease have been treated with choleretic agents (e.g., ursodiol), phenobarbitols, corticosteroids (e.g., prednisone and budesonide), immunosuppressive agents (e.g., azathioprine, cyclosporin A, methotrexate, chlorambucil and mycophenolate), sulindac, bezafibrate, tamoxifen, and lamivudine. Accordingly, in some embodiments, any of the methods disclosed herein further comprise administration of an additional active agent selected from: choleretic agents (e.g., ursodiol), phenobarbitols, corticosteroids (e.g., prednisone and budesonide), immunosuppressive agents (e.g., azathioprine, cyclosporin A, methotrexate, chlorambucil and mycophenolate), sulindac, bezafibrate, tamoxifen, lamivudine, and combinations thereof. In some embodiments, the methods are used to treat individuals that are non-responsive to treatment with choleretic agents (e.g., ursodiol), phenobarbitols, corticosteroids (e.g., prednisone and budesonide), immunosuppressive agents (e.g., azathioprine, cyclosporin A, methotrexate, chlorambucil and mycophenolate), sulindac, bezafibrate, tamoxifen, lamivudine, and combinations thereof. In some embodiments, the methods are used to treat individuals that are non-responsive to treatment with choleretic agents. In some embodiments, the methods are used to treat individuals that are non-responsive to treatment with ursodiol.

Primary Biliary Cirrhosis (PBC)

[0089] Primary biliary cirrhosis is an autoimmune disease of the liver characterized by the destruction of the bile canaliculi. Damage to the bile canaliculi results in the build-up of

bile in the liver (i.e., cholestasis). The retention of bile in the liver damages liver tissue and may lead to scarring, fibrosis, and cirrhosis. PBC usually presents in adulthood (e.g., ages 40 and over). Individuals with PBC often present with fatigue, pruritus, and/or jaundice. PBC is diagnosed if the individual has elevated AP concentrations for at least 6 months, elevated gammaGT levels, antimitochondrial antibodies (AMA) in the serum ($\geq 1:40$), and florid bile duct lesions. Serum ALT and serum AST and conjugated bilirubin may also be elevated, but these are not considered diagnostic. Cholestasis associated with PBC has been treated or ameliorated by administration of ursodeoxycholic acid (UDCA or Ursodiol). Corticosteroids (e.g., prednisone and budesonide) and immunosuppressive agents (e.g., azathioprine, cyclosporin A, methotrexate, chlorambucil and mycophenolate) have been used to treat cholestasis associated with PBC. Sulindac, bezafibrate, tamoxifen, and lamivudine have also been shown to treat or ameliorate cholestasis associated with PBC.

[0090] Disclosed herein, in certain embodiments, are methods of treating primary biliary cirrhosis in an individual in need thereof comprising non-systemically administering a therapeutically effective amount of an Apical Sodium-dependent Bile Acid Transporter Inhibitor (ASBTI) or a pharmaceutically acceptable salt thereof. In some embodiments, such ASBT inhibitors are not systemically absorbed. In some of such embodiments, such bile salt transport inhibitors include a moiety or group that prevents, reduces or inhibits the systemic absorption of the compound in vivo. In some embodiments, a charged moiety or group on the compounds prevents, reduces or inhibits the compounds from leaving the gastrointestinal tract and reduces the risk of side effects due to systemic absorption. In some other embodiments, such ASBT inhibitors are systemically absorbed. In some embodiments, the ASBTI are formulated for non-systemic delivery to the distal ileum. In some embodiments, an ASBTI is minimally absorbed. In some embodiments, an ASBTI is non-systemically administered to the colon or the rectum of an individual in need thereof. In some embodiments, the methods further comprise administering a therapeutically-effective amount of a secondary bile acid (e.g., ursodiol), a corticosteroid (e.g., prednisone and budesonide), an immunosuppressive agent (e.g., azathioprine, cyclosporin A, methotrexate, chlorambucil and mycophenolate), sulindac, bezafibrate, tamoxifen, lamivudine or any combination thereof

Progressive Familial Intrahepatic Cholestasis (PFIC)

PFIC 1

[0091] PFIC 1 (also known as, Byler disease or FIC1 deficiency) is associated with mutations in the ATP8B1 gene (also designated as FIC1). This gene, which encodes a P-type ATPase, is located on human chromosome 18 and is also mutated in the milder phenotype, benign recurrent intrahepatic cholestasis type 1 (BRIC1) and in Greenland familial cholestasis. FIC1 protein is located on the canalicular membrane of the hepatocyte but within the liver it is mainly expressed in cholangiocytes. P-type ATPase appears to be an aminophospholipid transporter responsible for maintaining the enrichment of phosphatidylserine and phosphatidylethanolamine on the inner leaflet of the plasma membrane in comparison of the outer leaflet. The asymmetric distribution of lipids in the membrane bilayer plays a protective role against high bile salt concentrations in the canalicular lumen. The abnormal protein function may indirectly disturb the

biliary secretion of bile acids. The anomalous secretion of bile acids/salts leads to hepatocyte bile acid overload.

[0092] PFIC-1 typically presents in infants (e.g., age 6-18 months). The infants may show signs of pruritus, jaundice, abdominal distension, diarrhea, malnutrition, and shortened stature. Biochemically, individuals with PFIC-1 have elevated serum transaminases, elevated bilirubin, elevated serum bile acid levels, and low levels of gammaGT. The individual may also have liver fibrosis. Individuals with PFIC-1 typically do not have bile duct proliferation. Most individuals with PFIC-1 will develop end-stage liver disease by 10 years of age. No medical treatments have proven beneficial for the long term treatment of PFIC-1. In order to reduce extrahepatic symptoms (e.g., malnutrition and failure to thrive), children are often administered medium chain triglycerides and fat-soluble vitamins. Ursodiol has not been demonstrated as effective in individuals with PFIC-1.

[0093] Disclosed herein, in certain embodiments, are methods of treating PFIC-1 in an individual in need thereof comprising non-systemically administering a therapeutically effective amount of an ASBTI or a pharmaceutically acceptable salt thereof. In some embodiments, such ASBT inhibitors are not systemically absorbed. In some of such embodiments, such bile salt transport inhibitors include a moiety or group that prevents, reduces or inhibits the systemic absorption of the compound in vivo. In some embodiments, a charged moiety or group on the compounds prevents, reduces or inhibits the compounds from leaving the gastrointestinal tract and reduces the risk of side effects due to systemic absorption. In some other embodiments, such ASBT inhibitors are systemically absorbed. In some embodiments, the ASBTI are formulated for non-systemic delivery to the distal ileum. In some embodiments, an ASBTI is minimally absorbed. In some embodiments, an ASBTI is non-systemically administered to the colon or the rectum of an individual in need thereof. In some embodiments, the methods further comprise administering a therapeutically-effective amount of a secondary bile acid (e.g., ursodiol), a corticosteroid (e.g., prednisone and budesonide), an immunosuppressive agent (e.g., azathioprine, cyclosporin A, methotrexate, chlorambucil and mycophenolate), sulindac, bezafibrate, tamoxifen, lamivudine or any combination thereof

PFIC 2

[0094] PFIC 2 (also known as, Byler Syndrome or BSEP deficiency) is associated with mutations in the ABCB11 gene (also designated BSEP). The ABCB11 gene encodes the ATP-dependent canalicular bile salt export pump (BSEP) of human liver and is located on human chromosome 2. BSEP protein, expressed at the hepatocyte canalicular membrane, is the major exporter of primary bile acids/salts against extreme concentration gradients. Mutations in this protein are responsible for the decreased biliary bile salt secretion described in affected patients, leading to decreased bile flow and accumulation of bile salts inside the hepatocyte with ongoing severe hepatocellular damage.

[0095] PFIC-2 typically presents in infants (e.g., age 6-18 months). The infants may show signs of pruritus. Biochemically, individuals with PFIC-2 have elevated serum transaminases, elevated bilirubin, elevated serum bile acid levels, and low levels of gammaGT. The individual may also have portal inflammation and giant cell hepatitis. Further, individuals often develop hepatocellular carcinoma. No medical treatments have proven beneficial for the long term treatment of

PFIC-1. In order to reduce extrahepatic symptoms (e.g., malnutrition and failure to thrive), children are often administered medium chain triglycerides and fat-soluble vitamins. Ursodiol has not been demonstrated as effective in individuals with PFIC-2.

[0096] Disclosed herein, in certain embodiments, are methods of treating PFIC-2 in an individual in need thereof comprising non-systemically administering a therapeutically effective amount of an ASBTI or a pharmaceutically acceptable salt thereof. In some embodiments, such ASBTI inhibitors are not systemically absorbed. In some of such embodiments, such bile salt transport inhibitors include a moiety or group that prevents, reduces or inhibits the systemic absorption of the compound in vivo. In some embodiments, a charged moiety or group on the compounds prevents, reduces or inhibits the compounds from leaving the gastrointestinal tract and reduces the risk of side effects due to systemic absorption. In some other embodiments, such ASBTI inhibitors are systemically absorbed. In some embodiments, the ASBTI are formulated for non-systemic delivery to the distal ileum. In some embodiments, an ASBTI is minimally absorbed. In some embodiments, an ASBTI is non-systemically administered to the colon or the rectum of an individual in need thereof. In some embodiments, the methods further comprise administering a therapeutically-effective amount of a secondary bile acid (e.g., ursodiol), a corticosteroid (e.g., prednisone and budesonide), an immunosuppressive agent (e.g., azathioprine, cyclosporin A, methotrexate, chlorambucil and mycophenolate), sulindac, bezafibrate, tamoxifen, lamivudine or any combination thereof

PFIC 3

[0097] PFIC3 (also known as MDR3 deficiency) is caused by a genetic defect in the ABCB4 gene (also designated MDR3) located on chromosome 7. Class III Multidrug Resistance (MDR3) P-glycoprotein (P-gp), is a phospholipid translocator involved in biliary phospholipid (phosphatidylcholine) excretion in the canicular membrane of the hepatocyte. PFIC3 results from the toxicity of bile in which detergent bile salts are not inactivated by phospholipids, leading to bile canaliculi and biliary epithelium injuries.

[0098] PFIC-3 also presents in early childhood. As opposed to PFIC-1 and PFIC-2, individuals have elevated gammaGT levels. Individuals also have portal inflammation, fibrosis, cirrhosis, and massive bile duct proliferation. Individuals may also develop intrahepatic gallstone disease. Ursodiol has been effective in treating or ameliorating PFIC-3.

[0099] Disclosed herein, in certain embodiments, are methods of treating PFIC-3 in an individual in need thereof comprising non-systemically administering a therapeutically effective amount of an ASBTI or a pharmaceutically acceptable salt thereof. In some embodiments, such ASBTI inhibitors are not systemically absorbed. In some of such embodiments, such bile salt transport inhibitors include a moiety or group that prevents, reduces or inhibits the systemic absorption of the compound in vivo. In some embodiments, a charged moiety or group on the compounds prevents, reduces or inhibits the compounds from leaving the gastrointestinal tract and reduces the risk of side effects due to systemic absorption. In some other embodiments, such ASBTI inhibitors are systemically absorbed. In some embodiments, the ASBTI are formulated for non-systemic delivery to the distal ileum. In some embodiments, an ASBTI is minimally absorbed. In some embodiments, an ASBTI is non-systemi-

cally administered to the colon or the rectum of an individual in need thereof. In some embodiments, the methods further comprise administering a therapeutically-effective amount of a secondary bile acid (e.g., ursodiol), a corticosteroid (e.g., prednisone and budesonide), an immunosuppressive agent (e.g., azathioprine, cyclosporin A, methotrexate, chlorambucil and mycophenolate), sulindac, bezafibrate, tamoxifen, lamivudine or any combination thereof

Benign Recurrent Intrahepatic Cholestasis (BRIC)

BRIC 1

[0100] BRIC1 is caused by a genetic defect of the FIC1 protein in the canicular membrane of hepatocytes. BRIC1 is typically associated with normal serum cholesterol and γ -glutamyltranspeptidase levels, but elevated serum bile salts. Residual FIC1 expression and function is associated with BRIC1. Despite recurrent attacks of cholestasis or cholestatic liver disease, there is no progression to chronic liver disease in a majority of patients. During the attacks, the patients are severely jaundiced and have pruritis, steatorrhea, and weight loss. Some patients also have renal stones, pancreatitis, and diabetes.

BRIC 2

[0101] BRIC2 is caused by mutations in ABCB11, leading to defective BSEP expression and/or function in the canicular membrane of hepatocytes.

BRIC 3

[0102] BRIC3 is related to the defective expression and/or function of MDR3 in the canicular membrane of hepatocytes. Patients with MDR3 deficiency usually display elevated serum γ -glutamyltranspeptidase levels in the presence of normal or slightly elevated bile acid levels.

Dubin-Johnson Syndrome (DJS)

[0103] DJS is characterized by conjugated hyperbilirubinemia due to inherited dysfunction of MRP2. Hepatic function is preserved in affected patients. Several different mutations have been associated with this condition, resulting either in the complete absence of immunohistochemically detectable MRP2 in affected patients or impaired protein maturation and sorting.

Acquired Cholestatic Disease

Primary Biliary Cirrhosis (PBC)

[0104] PBC is a chronic inflammatory hepatic disorder slowly progressing to end stage liver failure in most of the affected patients. In PBC, the inflammatory process affects predominantly the small bile ducts.

Primary Sclerosing Cholangitis (PSC)

[0105] PSC is a chronic inflammatory hepatic disorder slowly progressing to end stage liver failure in most of the affected patients. In PSC inflammation, fibrosis and obstruction of large and medium sized intra- and extrahepatic ductuli is predominant

Intrahepatic Cholestasis of Pregnancy (ICP)

[0106] ICP is characterized by occurrence of transient cholestasis or cholestatic liver disease in pregnant women typically occurring in the third trimester of pregnancy, when the circulating levels of estrogens are high. ICP is associated with pruritis and biochemical cholestasis or cholestatic liver disease of varying severity and constitutes a risk factor for prematurity and intrauterine fetal death. A genetic predisposition has been suspected based upon the strong regional clustering, the higher prevalence in female family members of patients with ICP and the susceptibility of ICP patients to develop intrahepatic cholestasis or cholestatic liver disease under other hormonal challenges such as oral contraception. A heterogeneous state for an MDR3 gene defect may represent a genetic predisposition.

Gallstone Disease

[0107] Gallstone disease is one of the most common and costly of all digestive diseases with a prevalence of up to 17% in Caucasian women. Cholesterol containing gallstones are the major form of gallstones and supersaturation of bile with cholesterol is therefore a prerequisite for gallstone formation. ABCB4 mutations may be involved in the pathogenesis of cholesterol gallstone disease.

Drug Induced Cholestasis

[0108] Inhibition of BSEP function by drugs is an important mechanism of drug-induced cholestasis, leading to the hepatic accumulation of bile salts and subsequent liver cell damage. Several drugs have been implicated in BSEP inhibition. Most of these drugs, such as rifampicin, cyclosporine, glibenclamide, or troglitazone directly cis-inhibit ATP-dependent taurocholate transport in a competitive manner, while estrogen and progesterone metabolites indirectly trans-inhibits Bsep after secretion into the bile canaliculus by Mrp2. Alternatively, drug-mediated stimulation of MRP2 can promote cholestasis or cholestatic liver disease by changing bile composition.

Total Parenteral Nutrition Associated Cholestasis

[0109] TPNAC is one of the most serious clinical scenarios where cholestasis or cholestatic liver disease occurs rapidly and is highly linked with early death. Infants, who are usually premature and who have had gut resections are dependent upon TPN for growth and frequently develop cholestasis or cholestatic liver disease that rapidly progresses to fibrosis, cirrhosis, and portal hypertension, usually before 6 months of life. The degree of cholestasis or cholestatic liver disease and chance of survival in these infants have been linked to the number of septic episodes, likely initiated by recurrent bacterial translocation across their gut mucosa. Although there are also cholestatic effects from the intravenous formulation in these infants, septic mediators likely contribute the most to altered hepatic function.

Alagille Syndrome

[0110] Alagille syndrome is a genetic disorder that affects the liver and other organs. It often presents during infancy (e.g., age 6-18 months) through early childhood (e.g., age 3-5 years) and may stabilize after the age of 10. Symptoms may include chronic progressive cholestasis, ductopenia, jaundice, pruritus, xanthomas, congenital heart problems, paucity

of intrahepatic bile ducts, poor linear growth, hormone resistance, posterior embryotoxon, Axenfeld anomaly, retinitis pigmentosa, pupillary abnormalities, cardiac murmur, atrial septal defect, ventricular septal defect, patent ductus arteriosus, and Tetralogy of Fallot. Individuals diagnosed with Alagille syndrome have been treated with ursodiol, hydroxyzine, cholestyramine, rifampicin, and phenobarbital. Due to a reduced ability to absorb fat-soluble vitamins, individuals with Alagille Syndrome are further administered high dose multivitamins.

[0111] Disclosed herein, in certain embodiments, are methods of treating Alagille syndrome in an individual in need thereof comprising non-systemically administering a therapeutically effective amount of an ASBTI or a pharmaceutically acceptable salt thereof. In some embodiments, such ASBTI inhibitors are not systemically absorbed. In some of such embodiments, such bile salt transport inhibitors include a moiety or group that prevents, reduces or inhibits the systemic absorption of the compound in vivo. In some embodiments, a charged moiety or group on the compounds prevents, reduces or inhibits the compounds from leaving the gastrointestinal tract and reduces the risk of side effects due to systemic absorption. In some other embodiments, such ASBTI inhibitors are systemically absorbed. In some embodiments, the ASBTI are formulated for non-systemic delivery to the distal ileum. In some embodiments, an ASBTI is minimally absorbed. In some embodiments, an ASBTI is non-systemically administered to the colon or the rectum of an individual in need thereof. In some embodiments, the methods further comprise administering a therapeutically-effective amount of a secondary bile acid (e.g., ursodiol), a corticosteroid (e.g., prednisone and budesonide), an immunosuppressive agent (e.g., azathioprine, cyclosporin A, methotrexate, chlorambucil and mycophenolate), sulindac, bezafibrate, tamoxifen, lamivudine or any combination thereof

Biliary Atresia

[0112] Biliary atresia is a life-threatening condition in infants in which the bile ducts inside or outside the liver do not have normal openings. With biliary atresia, bile becomes trapped, builds up, and damages the liver. The damage leads to scarring, loss of liver tissue, and cirrhosis. Without treatment, the liver eventually fails and the infant needs a liver transplant to stay alive. The two types of biliary atresia are fetal and perinatal. Fetal biliary atresia appears while the baby is in the womb. Perinatal biliary atresia is much more common and does not become evident until 2 to 4 weeks after birth.

Post-Kasai Biliary Atresia

[0113] Biliary atresia is treated with surgery called the Kasai procedure or a liver transplant. The Kasai procedure is usually the first treatment for biliary atresia. During a Kasai procedure, the pediatric surgeon removes the infant's damaged bile ducts and brings up a loop of intestine to replace them. While the Kasai procedure can restore bile flow and correct many problems caused by biliary atresia, the surgery doesn't cure biliary atresia. If the Kasai procedure is not successful, infants usually need a liver transplant within 1 to 2 years. Even after a successful surgery, most infants with biliary atresia slowly develop cirrhosis over the years and require a liver transplant by adulthood. Possible complica-

tions after the Kasai procedure include ascites, bacterial cholangitis, portal hypertension, and pruritis.

Post Liver Transplantation Biliary Atresia

[0114] If the atresia is complete, liver transplantation is the only option. Although liver transplantation is generally successful at treating biliary atresia, liver transplantation may have complications such as organ rejection. Also, a donor liver may not become available. Further, in some patients, liver transplantation may not be successful at curing biliary atresia.

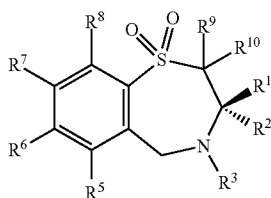
Xanthoma

[0115] Xanthoma is a skin condition associated cholestatic liver diseases, in which certain fats build up under the surface of the skin. Cholestasis results in several disturbances of lipid metabolism resulting in formation of an abnormal lipid particle in the blood called lipoprotein X. Lipoprotein X is formed by regurgitation of bile lipids into the blood from the liver and does not bind to the LDL receptor to deliver cholesterol to cells throughout the body as does normal LDL. Lipoprotein X increases liver cholesterol production by five fold and blocks normal removal of lipoprotein particles from the blood by the liver.

Compounds

[0116] In some embodiments, provided herein are ASBT inhibitors that reduce or inhibit bile acid recycling in the distal gastrointestinal (GI) tract, including the distal ileum, the colon and/or the rectum. In certain embodiments, the ASBTIs are systemically absorbed. In certain embodiments, the ASBTIs are not systemically absorbed. In some embodiments, ASBTIs described herein are modified or substituted (e.g., with a -L-K group) to be non-systemic. In certain embodiments, any ASBT inhibitor is modified or substituted with one or more charged groups (e.g., K) and optionally, one or more linker (e.g., L), wherein L and K are as defined herein.

[0117] In some embodiments, an ASBTI suitable for the methods described herein is a compound of Formula I:



Formula I

wherein:

R¹ is a straight chained C₁₋₆ alkyl group;

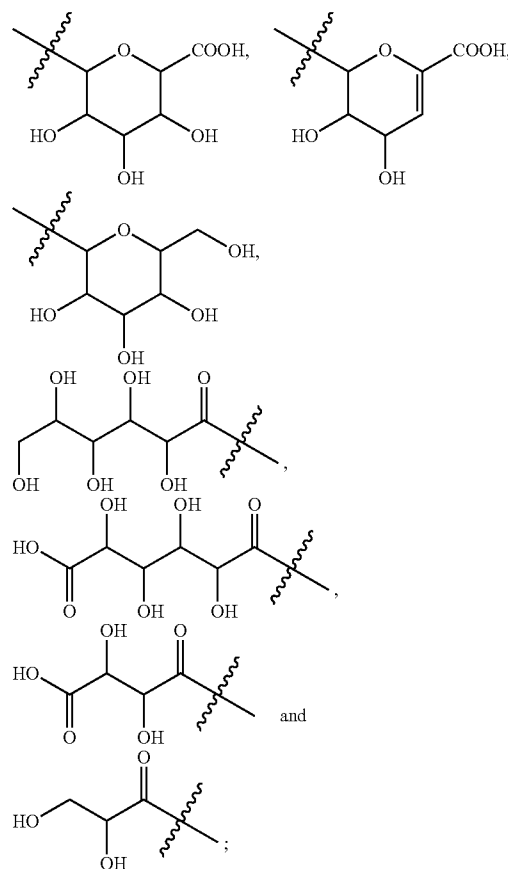
R² is a straight chained C₁₋₆ alkyl group;

R³ is hydrogen or a group OR¹¹ in which R¹¹ is hydrogen, optionally substituted C₁₋₆ alkyl or a C₁₋₆ alkylcarbonyl group;

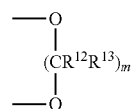
R⁴ is pyridyl or optionally substituted phenyl or -L_z-K_z; wherein z is 1, 2 or 3; each L is independently a substituted or unsubstituted alkyl, a substituted or unsubstituted heteroalkyl, a substituted or unsubstituted alkoxy, a substituted or unsubstituted aminoalkyl group, a substituted or unsubstituted aryl, a substituted or unsubstituted heteroaryl, a substi-

tuted or unsubstituted cycloalkyl, or a substituted or unsubstituted heterocycloalkyl; each K is a moiety that prevents systemic absorption;

R⁵, R⁶, R⁷ and R⁸ are the same or different and each is selected from hydrogen, halogen, cyano, R⁵-acetylide, OR¹⁵, optionally substituted C₁₋₆ alkyl, COR¹⁵, CH(OH)R¹⁵, S(O)_nR¹⁵, P(O)(OR¹⁵)₂, OCOR¹⁵, OCF₃, OCN, SCN, NHCN, CH₂OR¹⁵, CHO, (CH₂)_pCN, CONR¹²R¹³, (CH₂)_pCO₂R¹⁵, (CH₂)_pNR¹²R¹³, CO₂R¹⁵, NHCOCF₃, NH₂SO₂R¹⁵, OCH₂OR¹⁵, OCH=CHR¹⁵, O(CH₂CH₂O)_nR¹⁵, O(CH₂)_pSO₃R¹⁵, O(CH₂)_pNR¹²R¹³, O(CH₂)_pN⁺R¹²R¹³R¹⁴ and -W-R³¹, wherein W is O or NH and R³¹ is selected from



[0118] wherein p is an integer from 1-4, n is an integer from 0-3 and, R¹², R¹³, R¹⁴ and R¹⁵ are independently selected from hydrogen and optionally substituted C₁₋₆ alkyl; or R⁶ and R⁷ are linked to form a group



[0119] wherein R¹² and R¹³ are as hereinbefore defined and m is 1 or 2; and

R⁹ and R¹⁰ are the same or different and each is selected from hydrogen or C₁₋₆ alkyl; and

salts, solvates and physiologically functional derivatives thereof

[0120] In some embodiments of the methods, the compound of Formula I is a compound wherein

R¹ is a straight chained C₁₋₆ alkyl group;

R² is a straight chained C₁₋₆ alkyl group;

R³ is hydrogen or a group OR¹¹ in which R¹¹ is hydrogen, optionally substituted C₁₋₆ alkyl or a C₁₋₆ alkylcarbonyl group;

R⁴ is optionally substituted phenyl;

R⁵, R⁶ and R⁸ are independently selected from hydrogen, C₁₋₄ alkyl optionally substituted by fluorine, C₁₋₄ alkoxy, halogen, or hydroxy;

R⁷ is selected from halogen, cyano, R¹⁵-acetylide, OR¹⁵, optionally substituted C₁₋₆ alkyl, COR¹⁵, CH(OH)R¹⁵, S(O)_nR¹⁵, P(O)(OR¹⁵)₂, OCOR¹⁵, OCF₃, OCN, SCN, HNCN, CH₂OR¹⁵, CHO, (CH₂)_pCN, CONR¹²R¹³, (CH₂)_pCO₂R¹⁵, (CH₂)_pNR¹²R¹³, CO₂R¹⁵, NHCOCF₃, NH₂SO₂R¹⁵, OCH₂OR¹⁵, OCH=CHR¹⁵, O(CH₂CH₂O)_pR¹⁵, O(CH₂)_pSO₃R¹⁵, O(CH₂)_pNR¹²R¹³ and O(CH₂)_pN⁺R¹²R¹³R¹⁴;

[0121] wherein n, p and R¹² to R¹⁵ are as hereinbefore defined;

with the proviso that at least two of R⁵ to R⁸ are not hydrogen; and

salts solvates and physiologically functional derivatives thereof

[0122] In some embodiments of the methods described herein, the compound of Formula I is a compound wherein

R¹ is a straight chained C₁₋₆ alkyl group;

R² is a straight chained C₁₋₆ alkyl group;

R³ is hydrogen or a group OR¹¹ in which R¹¹ is hydrogen, optionally substituted C₁₋₆ alkyl or a C₁₋₆ alkylcarbonyl group;

R⁴ is un-substituted phenyl;

R⁵ is hydrogen or halogen;

R⁶ and R⁸ are independently selected from hydrogen, C₁₋₄ alkyl optionally substituted by fluorine, C₁₋₄ alkoxy, halogen, or hydroxy;

R⁷ is selected from OR¹⁵, S(O)_nR¹⁵, OCOR¹⁵, OCF₃, OCN, SCN, CHO, OCH₂OR¹⁵, OCH=CHR¹⁵, O(CH₂CH₂O)_pR¹⁵, O(CH₂)_pSO₃R¹⁵, O(CH₂)_pNR¹²R¹³ and O(CH₂)_pN⁺R¹²R¹³R¹⁴ wherein p is an integer from 1-4, n is an integer from 0-3, and R¹², R¹³, R¹⁴, and R¹⁵ are independently selected from hydrogen and optionally substituted C₁₋₆ alkyl;

R⁹ and R¹⁰ are the same or different and each is selected from hydrogen or C₁₋₆ alkyl; and

salts, solvates and physiologically functional derivatives thereof

[0123] In some embodiments of the methods, wherein the compound of Formula I is a compound wherein

R¹ is methyl, ethyl or n-propyl;

R² is methyl, ethyl, n-propyl, n-butyl or n-pentyl;

R³ is hydrogen or a group OR¹¹ in which R¹¹ is hydrogen, optionally substituted C₁₋₆ alkyl or a C₁₋₆ alkylcarbonyl group;

R⁴ is un-substituted phenyl;

R⁵ is hydrogen;

R⁶ and R⁸ are independently selected from hydrogen, C₁₋₄ alkyl optionally substituted by fluorine, C₁₋₄ alkoxy, halogen, or hydroxy;

R⁷ is selected from OR¹⁵, S(O)_nR¹⁵, OCOR¹⁵, OCF₃, OCN, SCN, CHO, OCH₂OR¹⁵, OCH=CHR¹⁵, O(CH₂CH₂O)_pR¹⁵, O(CH₂)_pSO₃R¹⁵, O(CH₂)_pNR¹²R¹³ and O(CH₂)_pN⁺R¹²R¹³R¹⁴ wherein p is an integer from 1-4, n is an integer

from 0-3, and R¹², R¹³, R¹⁴, and R¹⁵ are independently selected from hydrogen and optionally substituted C₁₋₆ alkyl;

R⁹ and R¹⁰ are the same or different and each is selected from hydrogen or C₁₋₆ alkyl; and

salts, solvates and physiologically functional derivatives thereof

[0124] In some embodiments of the methods, the compound of Formula I is a compound wherein

R¹ is methyl, ethyl or n-propyl;

R² is methyl, ethyl, n-propyl, n-butyl or n-pentyl;

R³ is hydrogen or a group OR¹¹ in which R¹¹ is hydrogen, optionally substituted C₁₋₆ alkyl or a C₁₋₆ alkylcarbonyl group;

R⁴ is un-substituted phenyl;

R⁵ is hydrogen;

R⁶ is C₁₋₄ alkoxy, halogen, or hydroxy;

R⁷ is OR¹⁵, wherein R¹⁵ is hydrogen or optionally substituted C₁₋₆ alkyl;

R⁸ is hydrogen or halogen;

R⁹ and R¹⁰ are the same or different and each is selected from hydrogen or C₁₋₆ alkyl; and salts, solvates and physiologically functional derivatives thereof

[0125] In some embodiments of the methods, the compound of Formula I is

[0126] (3R,5R)-3-Butyl-3-ethyl-2,3,4,5-tetrahydro-7,8-dimethoxy-5-phenyl-1,4-benzothiazepine 1,1-dioxide;

[0127] (3R,5R)-3-Butyl-3-ethyl-2,3,4,5-tetrahydro-7,8-dimethoxy-5-phenyl-1,4-benzothiazepin-4-ol 1,1-dioxide;

[0128] (±)-Trans-3-butyl-3-ethyl-2,3,4,5-tetrahydro-7,8-dimethoxy-5-phenyl-1,4-benzothiazepine 1,1-dioxide;

[0129] (±)-Trans-3-butyl-3-ethyl-2,3,4,5-tetrahydro-7,8-dimethoxy-5-phenyl-1,4-benzothiazepin-4-ol 1,1-dioxide;

[0130] (3R,5R)-7-Bromo-3-butyl-3-ethyl-2,3,4,5-tetrahydro-8-methoxy-5-phenyl-1,4-benzothiazepine 1,1-dioxide;

[0131] (3R,5R)-7-Bromo-3-butyl-3-ethyl-2,3,4,5-tetrahydro-8-methoxy-5-phenyl-1,4-benzothiazepin-4-ol 1,1-dioxide;

[0132] (3R,5R)-3-Butyl-3-ethyl-2,3,4,5-tetrahydro-5-phenyl-1,4-benzothiazepine-7,8-diol 1,1-dioxide;

[0133] (3R,5R)-3-Butyl-3-ethyl-2,3,4,5-tetrahydro-8-methoxy-5-phenyl-1,4-benzothiazepin-7-ol 1,1-dioxide;

[0134] (3R,5R)-3-Butyl-3-ethyl-2,3,4,5-tetrahydro-7-methoxy-5-phenyl-1,4-benzothiazepin-8-ol 1,1-dioxide;

[0135] (±)-Trans-3-butyl-3-ethyl-2,3,4,5-tetrahydro-8-methoxy-5-phenyl-1,4-benzothiazepine 1,1-dioxide;

[0136] (±)-Trans-3-butyl-3-ethyl-2,3,4,5-tetrahydro-5-phenyl-1,4-benzothiazepin-8-ol 1,1-dioxide;

[0137] (±)-Trans-3-butyl-3-ethyl-2,3,4,5-tetrahydro-5-phenyl-1,4-benzothiazepine-4,8-diol;

[0138] (±)-Trans-3-butyl-3-ethyl-2,3,4,5-tetrahydro-5-phenyl-1,4-benzothiazepin-8-thiol 1,1-dioxide;

[0139] (±)-Trans-3-butyl-3-ethyl-2,3,4,5-tetrahydro-5-phenyl-1,4-benzothiazepin-8-sulfonic acid 1,1-dioxide;

[0140] (±)-Trans-3-butyl-3-ethyl-2,3,4,5-tetrahydro-8,9-dimethoxy-5-phenyl-1,4-benzothiazepine 1,1-dioxide;

[0141] (3R,5R)-3-butyl-7,8-diethoxy-2,3,4,5-tetrahydro-5-phenyl-1,4-benzothiazepine 1,1-dioxide;

[0142] (±)-Trans-3-butyl-8-ethoxy-3-ethyl-2,3,4,5-tetrahydro-5-phenyl-1,4-benzothiazepine 1,1-dioxide;

[0143] (±)-Trans-3-butyl-3-ethyl-2,3,4,5-tetrahydro-8-isopropoxy-5-phenyl-1,4-benzothiazepine 1,1-dioxide hydrochloride;

[0144] (±)-Trans-3-butyl-3-ethyl-2,3,4,5-tetrahydro-5-phenyl-1,4-benzothiazepin-8-carbaldehyde-1,1-dioxide;

[0145] 3,3-Diethyl-2,3,4,5-tetrahydro-7,8-dimethoxy-5-phenyl-1,4-benzothiazepine 1,1-dioxide;

[0146] 3,3-Diethyl-2,3,4,5-tetrahydro-8-methoxy-5-phenyl-1,4-benzothiazepine 1,1-dioxide;

[0147] 3,3-Diethyl-2,3,4,5-tetrahydro-5-phenyl-1,4-benzothiazepin-4,8-diol 1,1-dioxide;

[0148] (RS)-3,3-Diethyl-2,3,4,5-tetrahydro-4-hydroxy-7,8-dimethoxy-5-phenyl-1,4-benzothiazepine 1,1-dioxide;

[0149] (±)-Trans-3-butyl-8-ethoxy-3-ethyl-2,3,4,5-tetrahydro-5-phenyl-1,4-benzothiazepin-4-ol-1,1-dioxide;

[0150] (±)-Trans-3-butyl-3-ethyl-2,3,4,5-tetrahydro-8-isopropoxy-5-phenyl-1,4-benzothiazepin-4-ol 1,1-dioxide;

[0151] (±)-Trans-3-butyl-3-ethyl-2,3,4,5-tetrahydro-7,8,9-trimethoxy-5-phenyl-1,4-benzothiazepin-4-ol 1,1-dioxide;

[0152] (3R,5R)-3-butyl-3-ethyl-2,3,4,5-tetrahydro-5-phenyl-1,4-benzothiazepin-4,7,8-triol 1,1-dioxide;

[0153] (±)-Trans-3-butyl-3-ethyl-2,3,4,5-tetrahydro-4,7,8-trimethoxy-5-phenyl-1,4-benzothiazepine 1,1-dioxide;

[0154] 3,3-Diethyl-2,3,4,5-tetrahydro-5-phenyl-1,4-benzothiazepin-8-ol 1,1-dioxide;

[0155] 3,3-Diethyl-2,3,4,5-tetrahydro-7-methoxy-5-phenyl-1,4-benzothiazepin-8-ol 1,1-dioxide;

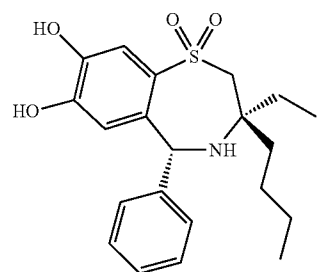
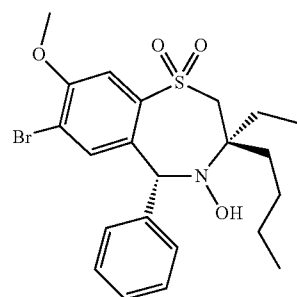
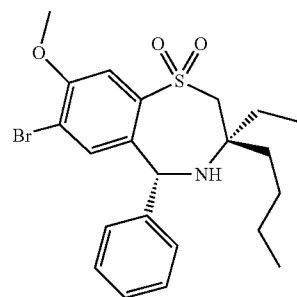
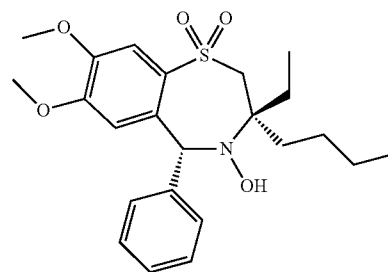
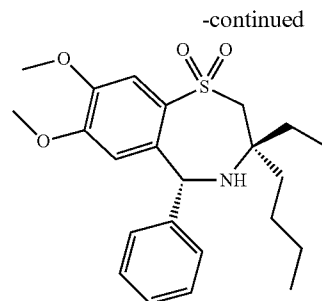
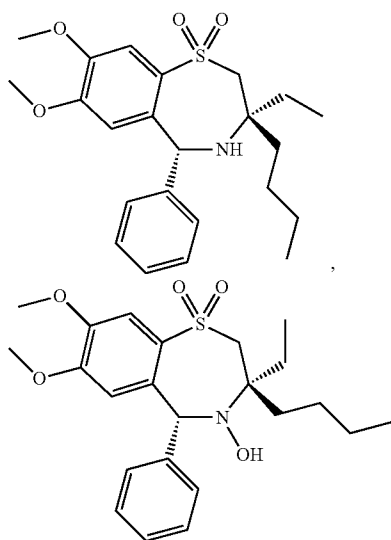
[0156] 3,3-Dibutyl-2,3,4,5-tetrahydro-5-phenyl-1,4-benzothiazepin-8-ol 1,1-dioxide;

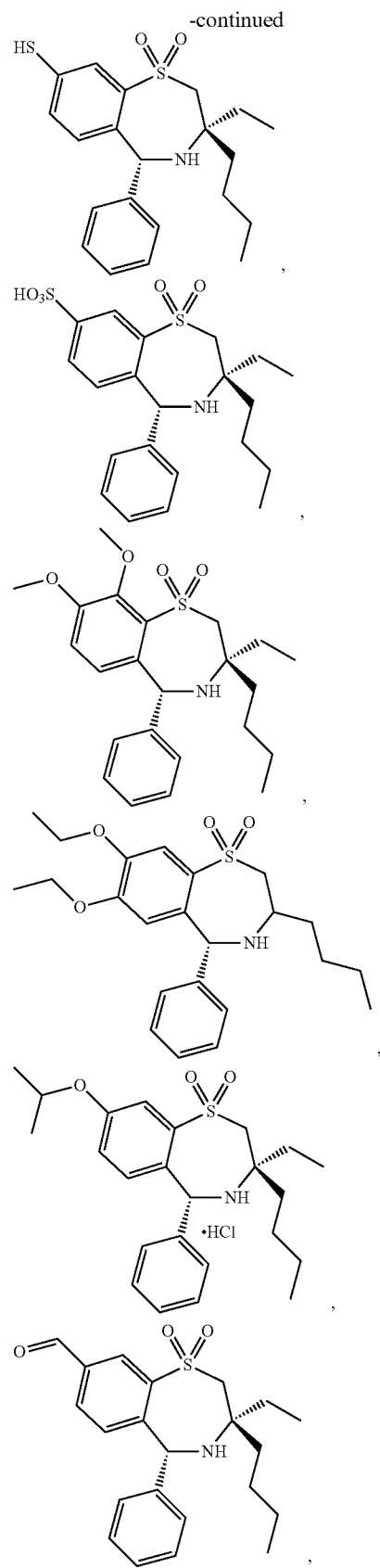
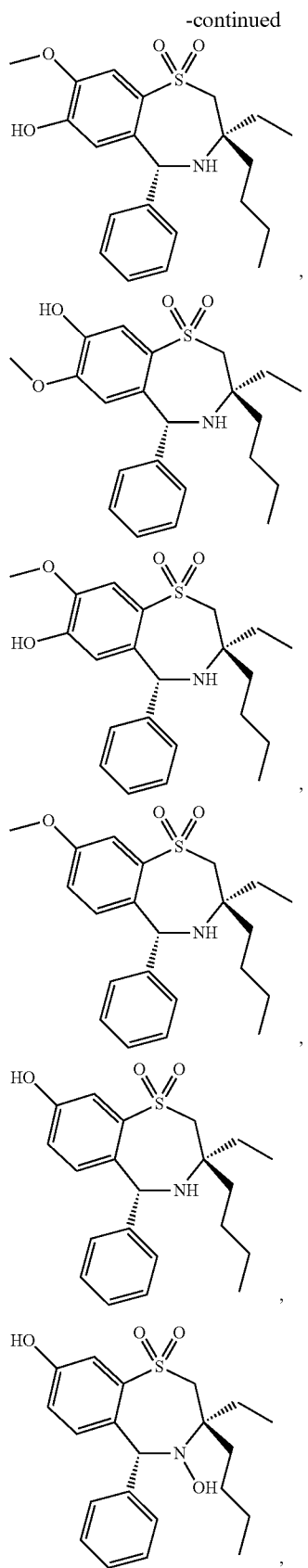
[0157] (±)-Trans-3-Butyl-3-ethyl-2,3,4,5-tetrahydro-1,1-dioxo-5-phenyl-1,4-benzothiazepin-8-yl hydrogen sulfate;

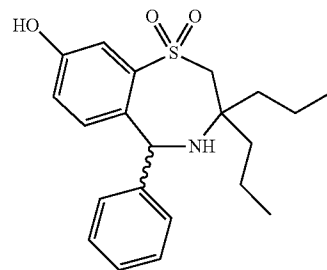
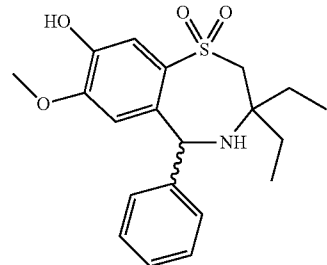
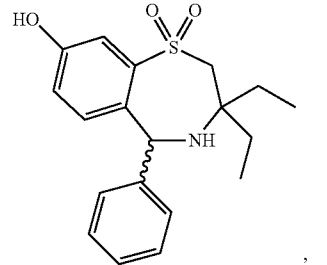
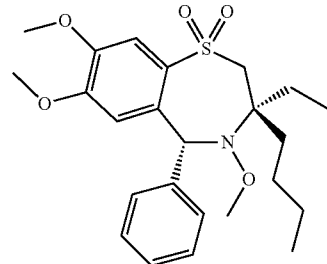
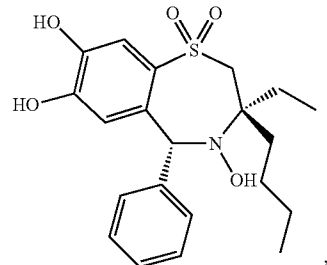
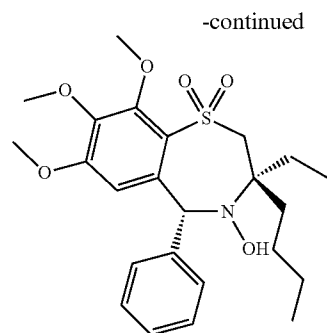
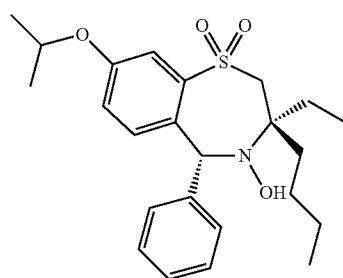
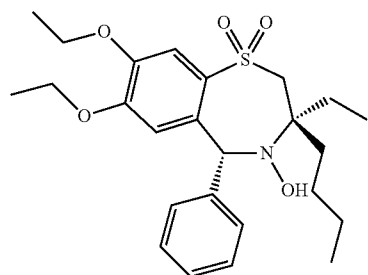
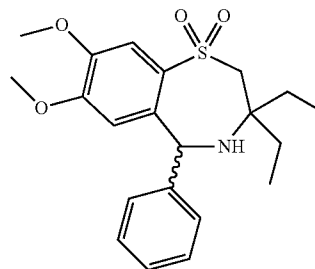
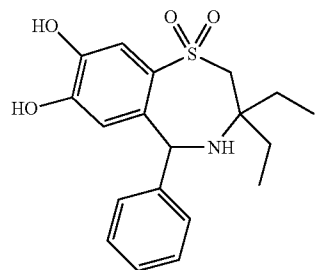
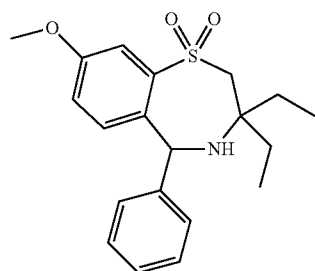
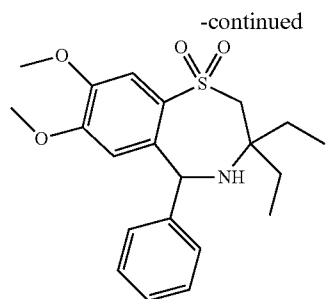
or

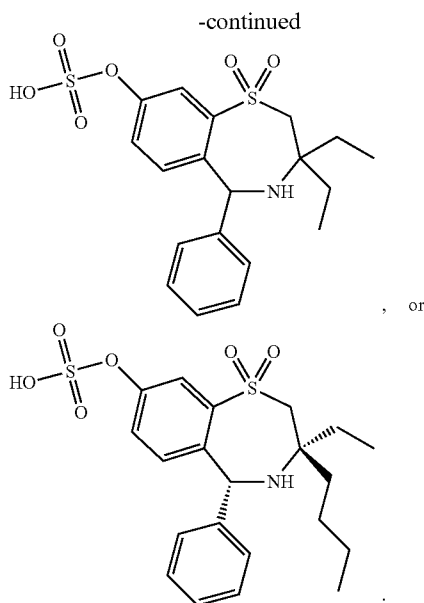
[0158] 3,3-Diethyl-2,3,4,5-tetrahydro-1,1-dioxo-5-phenyl-1,4-benzothiazepin-8-yl hydrogen sulfate.

[0159] In some embodiments, the compound of Formula I is

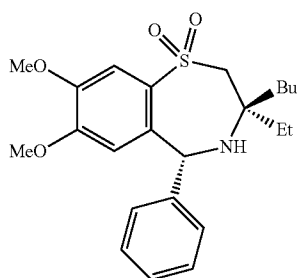




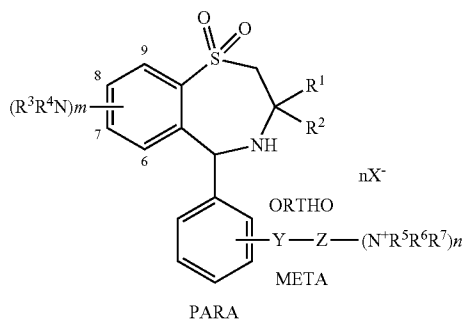




[0160] In some embodiments of the methods, the compound of Formula I is



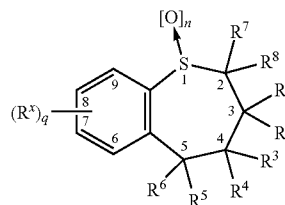
[0161] In some embodiments, the compound of Formula I is not a structure shown as:



wherein m represents an integer of 1 or 2, and R^3 and R^4 , which may be mutually different, each represents an alkyl group having 1 to 5 carbon atoms.

[0162] In some embodiments, an ASBTI suitable for the methods described herein is a compound of Formula II

Formula II



wherein:

[0163] q is an integer from 1 to 4;

[0164] n is an integer from 0 to 2;

[0165] R^1 and R^2 are independently selected from the group consisting of H, alkyl, alkenyl, alkynyl, haloalkyl, alkylaryl, arylalkyl, alkoxy, alkoxyalkyl, dialkylamino, alkylthio, (polyalkyl)aryl, and cycloalkyl,

[0166] wherein alkyl, alkenyl, alkynyl, haloalkyl, alkylaryl, arylalkyl, alkoxy, alkoxyalkyl, dialkylamino, alkylthio, (polyalkyl)aryl, and cycloalkyl optionally are substituted with one or more substituents selected from the group consisting of OR^9 , NR^9R^{10} , $N^+R^9R^{10}R^{11}A^-$, SR^9 , $S^+R^9R^{10}A^-$, $P^+R^9R^{10}R^{11}A^-$, $S(O)R^9$, SO_2R^9 , SO_3R^9 , CO_2R^9 , CN, halogen, oxo, and $CONR^9R^{10}$,

[0167] wherein alkyl, alkenyl, alkynyl, alkylaryl, alkoxy, alkoxyalkyl, (polyalkyl)aryl, and cycloalkyl optionally have one or more carbons replaced by O, NR^9 , $N^+R^9R^{10}A^-$, S, SO, SO_2 , $S^+R^9A^-$,

[0168] $P^+R^9R^{10}A^-$, or phenylene,

[0169] wherein R^9 , R^{10} , and R^{11} are independently selected from the group consisting of H, alkyl, alkenyl, alkynyl, cycloalkyl, aryl, acyl, heterocycle, ammoniumalkyl, arylalkyl, and alkylammoniumalkyl; or

[0170] R^1 and R^2 taken together with the carbon to which they are attached form C_3 - C_{10} cycloalkyl;

[0171] R^3 and R^4 are independently selected from the group consisting of H, alkyl, alkenyl, alkynyl, alkoxy, aryl, heterocycle, OR^9 , NR^9R^{10} , SR^9 , $S(O)R^9$, SO_2R^9 , and SO_3R^9 , wherein R^9 and R^{10} are as defined above; or

[0172] R^3 and R^4 together $=O$, $=NOR^{11}$, $=S$, $=NNR^{11}R^{12}$, $=NR^9$, or $=CR^{11}R^{12}$,

[0173] wherein R^{11} and R^{12} are independently selected from the group consisting of H, alkyl, alkenyl, alkynyl, aryl, arylalkyl, alkenylalkyl, alkynylalkyl, heterocycle, carboxyalkyl, carboalkoxyalkyl, cycloalkyl, cyanoalkyl, OR^9 , NR^9R^{10} , SR^9 , $S(O)R^9$, SO_2R^9 , SO_3R^9 , CO_2R^9 , CN, halogen, oxo, and $CONR^9R^{10}$, wherein R^9 and R^{10} are as defined above, provided that both R^3 and R^4 cannot be OH, NH_2 , and SH, or

[0174] R^{11} and R^{12} together with the nitrogen or carbon atom to which they are attached form a cyclic ring;

[0175] R^5 and R^6 are independently selected from the group consisting of H, alkyl, alkenyl, alkynyl, aryl, cycloalkyl, heterocycle, quaternary heterocycle, quaternary heteroaryl, OR^9 , SR^9 , $S(O)R^9$, SO_2R^9 , SO_3R^9 , and $-L_z-K_z$;

[0176] wherein z is 1, 2 or 3; each L is independently a substituted or unsubstituted alkyl, a substituted or unsubstituted heteroalkyl, a substituted or unsubstituted alkoxy, a substituted or unsubstituted aminoalkyl group, a substituted or unsubstituted aryl, a substituted or unsubstituted heteroaryl, a substituted or unsubstituted cycloalkyl, or a substituted or unsub-

stituted heterocycloalkyl; each K is a moiety that prevents systemic absorption;

[0177] wherein alkyl, alkenyl, alkynyl, aryl, cycloalkyl, heterocycle, quaternary heterocycle, and quaternary heteroaryl can be substituted with one or more substituent groups independently selected from the group consisting of alkyl, alkenyl, alkynyl, polyalkyl, polyether, aryl, haloalkyl, cycloalkyl, heterocycle, arylalkyl, quaternary heterocycle, quaternary heteroaryl, halogen, oxo, R^{15} , OR^{13} , $OR^{13}R^{14}$, $NR^{13}R^{14}$, SR^{13} , $S(O)R^{13}$, SO_2R^{13} , SO_3R^{13} , $NR^{13}OR^{14}$, $NR^{13}NR^{14}R^{15}$, NO_2 , CO_2R^{13} , CN , OM , SO_2OM , $SO_2NR^{13}R^{14}$, $C(O)NR^{13}R^{14}$, $C(O)OM$, CR^{13} , $P(O)R^{13}R^{14}$, $P^+R^{13}R^{14}R^{15}A^-$, $P(OR^{13})OR^{14}$, $S^+R^{13}R^{14}A^-$, and $N^+R^9R^{11}R^{12}A^-$,

wherein:

[0178] A^- is a pharmaceutically acceptable anion and M is a pharmaceutically acceptable cation, said alkyl, alkenyl, alkynyl, polyalkyl, polyether, aryl, haloalkyl, cycloalkyl, and heterocycle can be further substituted with one or more substituent groups selected from the group consisting of OR^7 , NR^7R^8 , $S(O)R^7$, SO_2R^7 , SO_3R^7 , CO_2R^7 , CN , oxo, $CONR^7R^8$, $N^+R^7R^8R^9A^-$, alkyl, alkenyl, alkynyl, aryl, cycloalkyl, heterocycle, arylalkyl, quaternary heterocycle, quaternary heteroaryl, $P(O)R^7R^8$, $P^+R^7R^8R^9A^-$, and $P(O)(OR^7)OR^8$ and

[0179] wherein said alkyl, alkenyl, alkynyl, polyalkyl, polyether, aryl, haloalkyl, cycloalkyl, and heterocycle can optionally have one or more carbons replaced by O, NR^7 , $N^+R^7R^8A^-$, S, SO, SO_2 , $S^+R^7A^-$, PR^7 , $P(O)R^7$, $P^+R^7R^8A^-$, or phenylene, and R^{13} , R^{14} , and R^{15} are independently selected from the group consisting of hydrogen, alkyl, alkenyl, alkynyl, polyalkyl, aryl, arylalkyl, cycloalkyl, heterocycle, heteroaryl, quaternary heterocycle, quaternary heteroaryl, quaternary heteroarylalkyl, and -G-T-V-W,

[0180] wherein alkyl, alkenyl, alkynyl, arylalkyl, heterocycle, and polyalkyl optionally have one or more carbons replaced by O, NR^9 , $N^+R^9R^{10}A^-$, S, SO, SO_2 , $S^+R^9A^-$, PR, $P^+R^9R^{10}A^-$, $P(O)R^9$, phenylene, carbohydrate, C_2 - C_7 polyol, amino acid, peptide, or polypeptide, and

[0181] G, T and V are each independently a bond, —O—, —S—, —N(H)—, substituted or unsubstituted alkyl, —O-alkyl, —N(H)-alkyl, —C(O)N(H)—, —N(H)C(O)—, —N(H)C(O)N(H)—, substituted or unsubstituted alkenyl, substituted or unsubstituted alkynyl, substituted or unsubstituted aryl, substituted or unsubstituted arylalkyl, substituted or unsubstituted alkenylalkyl, alkynylalkyl, substituted or unsubstituted heteroalkyl, substituted or unsubstituted heterocycle, substituted or unsubstituted carboxyalkyl, substituted or unsubstituted carboalkoxyalkyl, or substituted or unsubstituted cycloalkyl, and

[0182] W is quaternary heterocycle, quaternary heteroaryl, quaternary heteroarylalkyl, $N^+R^9R^{11}R^{12}A^-$, $P^+R^9R^{10}R^{11}A^-$, $OS(O)_2OM$, or $S^+R^9R^{10}A^-$, and

[0183] R^{13} , R^{14} and R^{15} are optionally substituted with one or more groups selected from the group consisting of sulfoalkyl, quaternary heterocycle, quaternary heteroaryl, OR^9 , NR^9R^{10} , $N^+R^9R^{11}R^{12}A^-$, SR^9 , $S(O)R^9$, SO_2R^9 , SO_3R^9 , oxo, CO_2R^9 , CN , halogen, $CONR^9R^{10}$, SO_2OM , $SO_2NR^9R^{10}$, $PO(OR^{16})OR^{17}$, $P^+R^9R^{10}R^{11}A^-$, $S^+R^9R^{10}A^-$, and $C(O)OM$,

[0184] wherein R^{16} and R^{17} are independently selected from the substituents constituting R^9 and M; or

[0185] R^{14} and R^{15} , together with the nitrogen atom to which they are attached, form a cyclic ring; and

[0186] is selected from the group consisting of alkyl, alkenyl, alkynyl, cycloalkyl, aryl, acyl, heterocycle, ammoniumalkyl, alkylammoniumalkyl, and arylalkyl; and

[0187] R^7 and R^8 are independently selected from the group consisting of hydrogen and alkyl; and

[0188] one or more R^x are independently selected from the group consisting of H, alkyl, alkenyl, alkynyl, polyalkyl, acyloxy, aryl, arylalkyl, halogen, haloalkyl, cycloalkyl, heterocycle, heteroaryl, polyether, quaternary heterocycle, quaternary heteroaryl, OR^{13} , $NR^{13}R^{14}$, SR^{13} , $S(O)R^{13}$, $S(O)_2R^{13}$, SO_3R^{13} , $SO^+R^{13}R^{14}A^-$, $NR^{13}OR^{14}$, $NR^{13}NR^{14}R^{15}$, NO_2 , CO_2R^{13} , CN , OM , SO_2OM , $SO_2NR^{13}R^{14}$, $NR^{14}C(O)R^{13}$, $C(O)NR^{13}R^{14}$, $NR^{14}C(O)R^{13}$, $C(O)OM$, COR^{13} , OR^{18} , $S(O)NR^{18}$, $NR^{13}R^{18}$, $NR^{18}R^{14}$, $N^+R^9R^{11}R^{12}A^-$, $P^+R^9R^{11}R^{12}A^-$, amino acid, peptide, polypeptide, and carbohydrate,

[0189] wherein alkyl, alkenyl, alkynyl, cycloalkyl, aryl, polyalkyl, heterocycle, acyloxy, arylalkyl, haloalkyl, polyether, quaternary heterocycle, and quaternary heteroaryl can be further substituted with OR^9 , NR^9R^{10} , $N^+R^9R^{11}R^{12}A^-$, SR^9 , $S(O)R^9$, SO_2R^9 , SO_3R^9 , oxo, CO_2R^9 , CN , halogen, $CONR^9R^{10}$, SO_2OM , $SO_2NR^9R^{10}$, $PO(OR^{16})OR^{17}$, $P^+R^9R^{11}R^{12}A^-$, $S^+R^9R^{10}A^-$, or $C(O)M$, and

[0190] wherein R^{18} is selected from the group consisting of acyl, arylalkoxycarbonyl, arylalkyl, heterocycle, heteroaryl, alkyl,

[0191] wherein acyl, arylalkoxycarbonyl, arylalkyl, heterocycle, heteroaryl, alkyl, quaternary heterocycle, and quaternary heteroaryl optionally are substituted with one or more substituents selected from the group consisting of OR^9 , NR^9R^{10} , $N^+R^9R^{11}R^{12}A^-$, SR^9 , $S(O)R^9$, SO_2R^9 , SO_3R^9 , oxo, CO_2R^9 , CN , halogen, $CONR^9R^{10}$, SO_3R^9 , SO_2OM , $SO_2NR^9R^{10}$, $PO(OR^{16})OR^{17}$, and $C(O)OM$,

[0192] wherein in R^x , one or more carbons are optionally replaced by O, NR^{13} , $N^+R^{13}R^{14}A^-$, S, SO, SO_2 , $S^+R^{13}A^-$, PR^{13} , $P(O)R^{13}$, $P^+R^{13}R^{14}A^-$, phenylene, amino acid, peptide, polypeptide, carbohydrate, polyether, or polyalkyl,

[0193] wherein in said polyalkyl, phenylene, amino acid, peptide, polypeptide, and carbohydrate, one or more carbons are optionally replaced by O, NR^9 , $R^9R^{10}A^-$, S, SO, SO_2 , $S^+R^9A^-$, PR^9 , $P^+R^9R^{10}A^-$, or $P(O)R^9$;

[0194] wherein quaternary heterocycle and quaternary heteroaryl are optionally substituted with one or more groups selected from the group consisting of alkyl, alkenyl, alkynyl, polyalkyl, polyether, aryl, haloalkyl, cycloalkyl, heterocycle, arylalkyl, halogen, oxo, OR^{13} , $NR^{13}R^{14}$, SR^{13} , $S(O)R^{13}$, SO_2R^{13} , SO_3R^{13} , $NR^{13}OR^{14}$, $NR^{13}NR^{14}R^{15}$, NO_2 , CO_2R^{13} , CN , OM , SO_2OM , $SO_2NR^{13}R^{14}$, $C(O)NR^{13}R^{14}$, $C(O)OM$, COR^{13} , $P(O)R^{13}R^{14}$, $P^+R^{13}R^{14}R^{15}A^-$, $P(OR^{16})OR^{17}$, $S^+R^{13}R^{14}A^-$, and $N^+R^9R^{11}R^{12}A^-$,

[0195] provided that both R^5 and R^6 cannot be hydrogen or SH;

[0196] provided that when R^5 or R^6 is phenyl, only one of R^1 or R^2 is H;

[0197] provided that when $q=1$ and R^x is styryl, anilido, or anilinoacarbonyl, only one of R^5 or R^6 is alkyl; or a pharmaceutically acceptable salt, solvate, or prodrug thereof.

[0198] In some embodiments of the methods, the compound of Formula II is a compound wherein

[0199] q is an integer from 1 to 4;

[0200] n is 2;

[0201] R^1 and R^2 are independently selected from the group consisting of H, alkyl, alkoxy, dialkylamino, and alkylthio,

[0202] wherein alkyl, alkoxy, dialkylamino, and alkylthio are optionally substituted with one or more substituents selected from the group consisting of OR^9 , NR^9R^{10} , SR^9 , SO_2R^9 , CO_2R^9 , CN, halogen, oxo, and $CONR^9R^{10}$;

[0203] each R^9 and R^{10} are each independently selected from the group consisting of H, alkyl, cycloalkyl, aryl, acyl, heterocycle, and arylalkyl;

[0204] R^3 and R^4 are independently selected from the group consisting of H, alkyl, acyloxy, OR^9 , NR^9R^{10} , SR^9 , and SO_2R^9 , wherein R^9 and R^{10} are as defined above;

[0205] R^{11} and R^{12} are independently selected from the group consisting of H, alkyl, alkenyl, alkynyl, aryl, arylalkyl, alkenylalkyl, alkynylalkyl, heterocycle, carboxyalkyl, carboalkoxyalkyl, cycloalkyl, cyanoalkyl, OR^9 , NR^9R^{10} , SR^9 , $S(O)R^9$, SO_2R^9 , SO_3R^9 , CO_2R^9 , CN, halogen, oxo, and $CONR^9R^{10}$, wherein R^9 and R^{10} are as defined above, provided that both R^3 and R^4 cannot be OH, NH_2 , and SH, or

[0206] R^{11} and R^{12} together with the nitrogen or carbon atom to which they are attached form a cyclic ring;

[0207] R^5 and R^6 are independently selected from the group consisting of H, alkyl, aryl, cycloalkyl, heterocycle, and $-L_z-K_z$;

[0208] wherein z is 1 or 2; each L is independently a substituted or unsubstituted alkyl, a substituted or unsubstituted heteroalkyl, a substituted or unsubstituted aryl, a substituted or unsubstituted heteroaryl, a substituted or unsubstituted cycloalkyl, or a substituted or unsubstituted heterocycloalkyl; each K is a moiety that prevents systemic absorption;

[0209] wherein alkyl, aryl, cycloalkyl, and heterocycle can be substituted with one or more substituent groups independently selected from the group consisting of alkyl, aryl, haloalkyl, cycloalkyl, heterocycle, arylalkyl, quaternary heterocycle, quaternary heteroaryl, halogen, oxo, OR^{13} , $OR^{13}R^{14}$, $NR^{13}R^{14}$, SR^{13} , SO_2R^{13} , $NR^{13}NR^{14}R^{15}$, NO_2 , CO_2R^{13} , CN, OM, and CR^{13} , wherein:

[0210] A^- is a pharmaceutically acceptable anion and M is a pharmaceutically acceptable cation;

[0211] R^{13} , R^{14} , and R^{15} are independently selected from the group consisting of hydrogen, alkyl, alkenyl, alkynyl, polyalkyl, aryl, arylalkyl, cycloalkyl, heterocycle, heteroaryl, quaternary heterocycle, quaternary heteroaryl, and quaternary heteroarylalkyl, wherein R^{13} , R^{14} and R^{15} are optionally substituted with one or more groups selected from the group consisting of quaternary heterocycle, quaternary heteroaryl, OR^9 , NR^9R^{10} , $N^+R^9R^{11}R^{12}A^-$, SR^9 , $S(O)R^9$, SO_2R^9 , SO_3R^9 , oxo, CO_2R^9 , CN, halogen, and $CONR^9R^{10}$; or

[0212] R^{14} and R^{15} , together with the nitrogen atom to which they are attached, form a cyclic ring; and

[0213] is selected from the group consisting of alkyl, alkenyl, alkynyl, cycloalkyl, aryl, acyl, heterocycle, ammoniumalkyl, alkylammoniumalkyl, and arylalkyl; and

[0214] R^7 and R^8 are independently selected from the group consisting of hydrogen and alkyl; and

[0215] one or more R^x are independently selected from the group consisting of H, alkyl, acyloxy, aryl, arylalkyl, halogen, haloalkyl, cycloalkyl, heterocycle, heteroaryl, OR^{13} , $NR^{13}R^{14}$, SR^{13} , $S(O)R^{13}$, $NR^{13}NR^{14}R^{15}$, NO_2 , CO_2R^{13} , CN, $SO_2NR^{13}R^{14}$, $NR^{14}C(O)R^{13}$, $C(O)NR^{13}R^{14}$, $NR^{14}C(O)R^{13}$, and COR^{13} ;

provided that both R^5 and R^6 cannot be hydrogen;

provided that when R^5 or R^6 is phenyl, only one of R^1 or R^2 is H;

provided that when $q=1$ and R^x is styryl, anilido, or anilinoacarbonyl, only one of R^5 or R^6 is alkyl; or a

pharmaceutically acceptable salt, solvate, or prodrug thereof

[0216] In some embodiments, the compound of Formula II is a compound wherein

[0217] q is 1;

[0218] n is 2;

[0219] R^x is $N(CH_3)_2$;

[0220] R^7 and R^8 are independently H;

[0221] R^1 and R^2 is alkyl;

[0222] R^3 is H, and R^4 is OH;

[0223] R^5 is H, and R^6 is selected from the group consisting of alkyl, alkenyl, alkynyl, aryl, cycloalkyl, heterocycle, quaternary heterocycle, quaternary heteroaryl, OR^9 , SR^9 , $S(O)R^9$, SO_2R^9 , SO_3R^9 , and $-L_z-K_z$;

[0224] wherein z is 1, 2 or 3; each L is independently a substituted or unsubstituted alkyl, a substituted or unsubstituted heteroalkyl, a substituted or unsubstituted alkoxy, a substituted or unsubstituted aminoalkyl group, a substituted or unsubstituted aryl, a substituted or unsubstituted heteroaryl, a substituted or unsubstituted cycloalkyl, or a substituted or unsubstituted heterocycloalkyl; each K is a moiety that prevents systemic absorption;

[0225] wherein alkyl, alkenyl, alkynyl, aryl, cycloalkyl, heterocycle, quaternary heterocycle, and quaternary heteroaryl can be substituted with one or more substituent groups independently selected from the group consisting of alkyl, alkenyl, alkynyl, polyalkyl, polyether, aryl, haloalkyl, cycloalkyl, heterocycle, arylalkyl, quaternary heterocycle, quaternary heteroaryl, halogen, oxo, R^{15} , OR^{13} , $OR^{13}R^{14}$, $NR^{13}R^{14}$, SR^{13} , $S(O)R^{13}$, SO_2R^{13} , SO_3R^{13} , $NR^{13}OR^{14}$, $NR^{13}NR^{14}R^{15}$, NO_2 , CO_2R^{13} , CN, OM, SO_2OM , $SO_2NR^{13}R^{14}$, $C(O)NR^{13}R^{14}$, $C(O)OM$, CR^{13} , $P(O)R^{13}R^{14}$, $P^+R^{13}R^{14}R^{15}A^-$, $P(OR^{13})OR^{14}$, $S^+R^{13}R^{14}A^-$, and $N^+R^9R^{11}R^{12}A^-$,

[0226] wherein A^- is a pharmaceutically acceptable anion and M is a pharmaceutically acceptable cation, said alkyl, alkenyl, alkynyl, polyalkyl, polyether, aryl, haloalkyl, cycloalkyl, and heterocycle can be further substituted with one or more substituent groups selected from the group consisting of OR^7 , NR^7R^8 , $S(O)R^7$, SO_2R^7 , SO_3R^7 , CO_2R^7 , CN, oxo, $CONR^7R^8$, $N^+R^7R^8R^9A^-$, alkyl, alkenyl, alkynyl, aryl, cycloalkyl, heterocycle, arylalkyl,

- quaternary heterocycle, quaternary heteroaryl, $P(O)R^7R^8$, $P^+R^7R^8R^9A^-$, and $P(O)(OR^7)OR^8$ and
- [0227] wherein said alkyl, alkenyl, alkynyl, polyalkyl, polyether, aryl, haloalkyl, cycloalkyl, and heterocycle can optionally have one or more carbons replaced by O, NR^7 , $N^+R^7R^8A^-$, S, SO, SO_2 , $S^+R^7A^-$, PR^7 , $P(O)R^7$, $P^+R^7R^8A^-$, or phenylene, and R^{13} , R^{14} , and R^{15} are independently selected from the group consisting of hydrogen, alkyl, alkenyl, alkynyl, polyalkyl, aryl, arylalkyl, cycloalkyl, heterocycle, heteroaryl, quaternary heterocycle, quaternary heteroaryl, quaternary heteroarylalkyl, and -G-T-V-W,
- [0228] wherein alkyl, alkenyl, alkynyl, arylalkyl, heterocycle, and polyalkyl optionally have one or more carbons replaced by O, NR^9 , $N^+R^9R^{10}A^-$, S, SO, SO_2 , $S^+R^9A^-$, PR, $P^+R^9R^{10}A^-$, $P(O)R^9$, phenylene, carbohydrate, C_2 - C_7 polyol, amino acid, peptide, or polypeptide, and
- [0229] G, T and V are each independently a bond, —O—, —S—, —N(H)—, substituted or unsubstituted alkyl, —O-alkyl, —N(H)-alkyl, —C(O)N(H)—, —N(H)C(O)—, —N(H)C(O)N(H)—, substituted or unsubstituted alkenyl, substituted or unsubstituted alkynyl, substituted or unsubstituted aryl, substituted or unsubstituted arylalkyl, substituted or unsubstituted alkenylalkyl, alkynylalkyl, substituted or unsubstituted heteroalkyl, substituted or unsubstituted heterocycle, substituted or unsubstituted carboxyalkyl, substituted or unsubstituted carboalkoxyalkyl, or substituted or unsubstituted cycloalkyl, and
- [0230] W is quaternary heterocycle, quaternary heteroaryl, quaternary heteroarylalkyl, $N^+R^9R^{11}R^{12}A^-$, $P^+R^9R^{10}R^{11}A^-$, $OS(O)_2OM$, or $S^+R^9R^{10}A^-$, and
- [0231] R^9 and R^{10} are independently selected from the group consisting of H, alkyl, alkenyl, alkynyl, cycloalkyl, aryl, acyl, heterocycle, ammoniumalkyl, arylalkyl, and alkylammoniumalkyl;
- [0232] R^{11} and R^{12} are independently selected from the group consisting of H, alkyl, alkenyl, alkynyl, aryl, arylalkyl, alkenylalkyl, alkynylalkyl, heterocycle, carboxyalkyl, carboalkoxyalkyl, cycloalkyl, cyanoalkyl, OR^9 , NR^9R^{10} , SR^9 , $S(O)R^9$, SO_2R^9 , SO_3R^9 , CO_2R^9 , CN, halogen, oxo, and $CONR^9R^{10}$, wherein R^9 and R^{10} are as defined above, provided that both R^3 and R^4 cannot be OH, NH_2 , and SH, or
- [0233] R^{11} and R^{12} together with the nitrogen or carbon atom to which they are attached form a cyclic ring;
- [0234] R^{13} , R^{14} and R^{15} are optionally substituted with one or more groups selected from the group consisting of sulfoalkyl, quaternary heterocycle, quaternary heteroaryl, OR^9 , NR^9R^{10} , $N^+R^9R^{11}R^{12}A^-$, SR^9 , $S(O)R^9$, SO_2R^9 , SO_3R^9 , oxo, CO_2R^9 , CN, halogen, $CONR^9R^{10}$, SO_2OM , $SO_3NR^9R^{10}$, $PO(OR^{16})OR^{17}$, $P^+R^9R^{10}R^{11}A^-$, $S^+R^{10}A^-$, and $C(O)OM$,
- [0235] wherein R^{16} and R^{17} are independently selected from the substituents constituting R^9 and M; or
- [0236] R^{14} and R^{15} , together with the nitrogen atom to which they are attached, form a cyclic ring; and is selected from the group consisting of alkyl, alkenyl, alkynyl, cycloalkyl, aryl, acyl, heterocycle, ammoniumalkyl, alkylammoniumalkyl, and arylalkyl;
- [0237] or a pharmaceutically acceptable salt, solvate, or prodrug thereof.
- [0238] In some embodiments, the compound of Formula II is a compound wherein
- [0239] q is 1;
- [0240] n is 2;
- [0241] R^x is $N(CH_3)_2$;
- [0242] R^7 and R^8 are independently H;
- [0243] R^1 and R^2 is independently C_1 - C_4 alkyl;
- [0244] R^3 is H, and R^4 is OH;
- [0245] R^5 is H, and R^6 is arylsubstituted with one or more substituent groups independently selected from the group consisting of alkyl, alkenyl, alkynyl, polyalkyl, polyether, aryl, haloalkyl, cycloalkyl, heterocycle, arylalkyl, quaternary heterocycle, quaternary heteroaryl, halogen, oxo, R^{15} , OR^{13} , $OR^{13}R^{14}$, $NR^{13}R^{14}$, SR^{13} , $S(O)R^{13}$, SO_2R^{13} , SO_3R^{13} , $NR^{13}OR^{14}$, $NR^{13}NR^{14}R^{15}$, NO_2 , CO_2R^{13} , CN, OM, SO_2OM , $SO_2NR^{13}R^{14}$, $C(O)NR^{13}R^{14}$, $C(O)OM$, CR^{13} , $P(O)R^{13}R^{14}$, $P^+R^{13}R^{14}R^{15}A^-$, $P(OR^{13})OR^{14}$, $S^+R^{13}R^{14}A^-$, and $N^+R^9R^{11}R^{12}A^-$,
- [0246] wherein A^- is a pharmaceutically acceptable anion and M is a pharmaceutically acceptable cation, said alkyl, alkenyl, alkynyl, polyalkyl, polyether, aryl, haloalkyl, cycloalkyl, and heterocycle can be further substituted with one or more substituent groups selected from the group consisting of OR^7 , NR^7R^8 , $S(O)R^7$, SO_2R^7 , SO_3R^7 , CO_2R^7 , CN, oxo, $CONR^7R^8$, $N^+R^7R^8R^9A^-$, alkyl, alkenyl, alkynyl, aryl, cycloalkyl, heterocycle, arylalkyl, quaternary heterocycle, quaternary heteroaryl, $P(O)R^7R^8$, $P^+R^7R^8R^9A^-$, and $P(O)(OR^7)OR^8$ and
- [0247] wherein said alkyl, alkenyl, alkynyl, polyalkyl, polyether, aryl, haloalkyl, cycloalkyl, and heterocycle can optionally have one or more carbons replaced by O, NR^7 , $N^+R^7R^8A^-$, S, SO, SO_2 , $S^+R^7A^-$, PR^7 , $P(O)R^7$, $P^+R^7R^8A^-$, or phenylene, and R^{13} , R^{14} , and R^{15} are independently selected from the group consisting of hydrogen, alkyl, alkenyl, alkynyl, polyalkyl, aryl, arylalkyl, cycloalkyl, heterocycle, heteroaryl, quaternary heterocycle, quaternary heteroaryl, quaternary heteroarylalkyl, and -G-T-V-W,
- [0248] wherein alkyl, alkenyl, alkynyl, arylalkyl, heterocycle, and polyalkyl optionally have one or more carbons replaced by O, NR^9 , $N^+R^9R^{10}A^-$, S, SO, SO_2 , $S^+R^9A^-$, PR, $P^+R^9R^{10}A^-$, $P(O)R^9$, phenylene, carbohydrate, C_2 - C_7 polyol, amino acid, peptide, or polypeptide, and
- [0249] G, T and V are each independently a bond, —O—, —S—, —N(H)—, substituted or unsubstituted alkyl, —O-alkyl, —N(H)-alkyl, —C(O)N(H)—, —N(H)C(O)—, —N(H)C(O)N(H)—, substituted or unsubstituted alkenyl, substituted or unsubstituted alkynyl, substituted or unsubstituted aryl, substituted or unsubstituted arylalkyl, substituted or unsubstituted alkenylalkyl, alkynylalkyl, substituted or unsubstituted heteroalkyl, substituted or unsubstituted heterocycle, substituted or unsubstituted carboxyalkyl, substituted or unsubstituted carboalkoxyalkyl, or substituted or unsubstituted cycloalkyl, and
- [0250] W is quaternary heterocycle, quaternary heteroaryl, quaternary heteroarylalkyl, $N^+R^9R^{11}R^{12}A^-$, $P^+R^9R^{10}R^{11}A^-$, $OS(O)_2OM$, or $S^+R^9R^{10}A^-$, and
- [0251] R^9 and R^{10} are independently selected from the group consisting of H, alkyl, alkenyl, alkynyl,

cycloalkyl, aryl, acyl, heterocycle, ammoniumalkyl, arylalkyl, and alkylammoniumalkyl;

[0252] R^{11} and R^{12} are independently selected from the group consisting of H, alkyl, alkenyl, alkynyl, aryl, arylalkyl, alkenylalkyl, alkynylalkyl, heterocycle, carboxyalkyl, carboalkoxyalkyl, cycloalkyl, cyanoalkyl, OR^9 , NR^9R^{10} , SR^9 , $S(O)R^9$, SO_2R^9 , SO_3R^9 , CO_2R^9 , CN, halogen, oxo, and $CONR^9R^{10}$, wherein R^9 and R^{10} are as defined above, provided that both R^3 and R^4 cannot be OH, NH_2 , and SH, or

[0253] R^{11} and R^{12} together with the nitrogen or carbon atom to which they are attached form a cyclic ring;

[0254] R^{13} , R^{14} and R^{15} are optionally substituted with one or more groups selected from the group consisting of sulfoalkyl, quaternary heterocycle, quaternary heteroaryl, OR^9 , NR^9R^{10} , $N^+R^9R^{11}R^{12}A^-$, SR^9 , $S(O)R^9$, SO_2R^9 , SO_3R^9 , oxo, CO_2R^9 , CN, halogen, $CONR^9R^{10}$, SO_2OM , $SO_2NR^9R^{10}$, $PO(OR^{16})OR^{17}$, $P^+R^9R^{10}R^{11}A^-$, $S^+R^9R^{10}A^-$, and $C(O)OM$,

[0255] wherein R^{16} and R^{17} are independently selected from the substituents constituting R^9 and M; or

[0256] R^{14} and R^{15} , together with the nitrogen atom to which they are attached, form a cyclic ring; and is selected from the group consisting of alkyl, alkenyl, alkynyl, cycloalkyl, aryl, acyl, heterocycle, ammoniumalkyl, alkylammoniumalkyl, and arylalkyl;

[0257] or a pharmaceutically acceptable salt, solvate, or prodrug thereof

[0258] In some embodiments of the methods, the compound of Formula II is a compound wherein

R^5 and R^6 are independently selected from the group consisting of H, aryl, heterocycle, quaternary heterocycle, and quaternary heteroaryl

[0259] wherein the aryl, heteroaryl, quaternary heterocycle and quaternary heteroaryl are optionally substituted with one or more groups selected from the group consisting of alkyl, alkenyl, alkynyl, polyalkyl, polyether, aryl, haloalkyl, cycloalkyl, heterocycle, arylalkyl, halogen, oxo, OR^{13} , $OR^{13}R^{14}$, $NR^{13}R^{14}$, SR^{13} , $S(O)R^{13}$, SO_2R^{13} , SO_3R^{13} , $NR^{13}OR^{14}$, $NR^{13}NR^{14}R^{15}$, NO_2 , CO_2R^{13} , CN, OM, SO_2OM , $SO_2NR^{13}R^{14}$, $C(O)NR^{13}R^{14}$, $C(O)OM$, COR^{13} , $P(O)R^{13}R^{14}$, $P^+R^{13}R^{14}R^{15}A^-$, $P(OR^{13})OR^{14}$, $S^+R^{13}R^{14}A^-$, $N^+R^9R^{11}R^{12}A^-$ and $-L_z-K_z$.

[0260] In some embodiments of the methods, the compound of Formula II is a compound wherein

R^5 or R^6 is $-Ar-(R^y)_t$

[0261] t is an integer from 0 to 5;

[0262] Ar is selected from the group consisting of phenyl, thiophenyl, pyridyl, piperazinyl, piperonyl, pyrrolyl, naphthyl, furanyl, anthracenyl, quinolinyl, isoquinolinyl, quinoxalinyl, imidazolyl, pyrazolyl, oxazolyl, isoxazolyl, pyrimidinyl, thiazolyl, triazolyl, isothiazolyl, indolyl, benzoimidazolyl, benzoxazolyl, benzothiazolyl, and benzoisothiazolyl; and

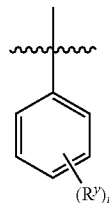
[0263] one or more R^y are independently selected from the group consisting of alkyl, alkenyl, alkynyl, polyalkyl, polyether, aryl, halo alkyl, cycloalkyl, heterocycle, arylalkyl, halogen, oxo, OR^{13} , $OR^{13}R^{14}$, $NR^{13}R^{14}$, SR^{13} , $S(O)R^{13}$, SO_2R^{13} , SO_3R^{13} , $NR^{13}OR^{14}$, $NR^{13}NR^{14}R^{15}$, NO_2 , CO_2R^{13} , CN, OM, SO_2OM , SO_2

$NR^{13}R^{14}$, $C(O)NR^{13}R^{14}$, $C(O)OM$, COR^{13} , $P(O)R^{13}R^{14}R^{15}A^-$, $P(OR^{13})OR^{14}$, $S^+R^{13}R^{14}A^-$, $N^+R^9R^{11}R^{12}A^-$ and $-L_z-K_z$;

[0264] wherein said alkyl, alkenyl, alkynyl, polyalkyl, polyether, aryl, haloalkyl, cycloalkyl, and heterocycle can be further substituted with one or more substituent groups selected from the group consisting of OR^{13} , $NR^{13}R^{14}$, SR^{13} , $S(O)R^{13}$, SO_2R^{13} , SO_3R^{13} , $NR^{13}OR^{14}$, $NR^{13}NR^{14}R^{15}$, NO_2 , CO_2R^{13} , CN, oxo, $CONR^7R^8$, $N^+R^7R^8R^9A^-$, alkyl, alkenyl, alkynyl, aryl, cycloalkyl, heterocycle, arylalkyl, quaternary heterocycle, quaternary heteroaryl, $P(O)R^7R^8$, $P^+R^7R^8A^-$, and $P(O)(OR^7)OR^8$, and or phenylene;

[0265] wherein said alkyl, alkenyl, alkynyl, polyalkyl, polyether, aryl, haloalkyl, cycloalkyl, and heterocycle can optionally have one or more carbons replaced by O, NR^7 , $N^+R^7R^8A^-$, S, SO, SO_2 , $S^+R^7A^-$, PR^7 , $P(O)R^7$, $P^+R^7R^8A^-$, or phenylene.

[0266] In some embodiments of the methods, the compound of Formula II is a compound wherein R^5 or R^6 is



[0267] In some embodiments of the methods, the compound of Formula II is a compound wherein n is 1 or 2. In some embodiments of the methods, the compound of Formula II is a compound wherein R^1 and R^2 are independently H or C_{1-7} alkyl. In some embodiments of the methods, the compound of Formula II is a compound wherein each C_{1-7} alkyl is independently ethyl, n-propyl, n-butyl, or isobutyl. In some embodiments of the methods, the compound of Formula II is a compound wherein R^3 and R^4 are independently H or OR^9 . In some embodiments of the methods, the compound of Formula II is a compound wherein R^9 is H

[0268] In some embodiments of the methods, the compound of Formula II is a compound wherein one or more R^x are in the 7-, 8- or 9-position of the benzo ring of Formula II. In some embodiments of the methods, the compound of Formula II is a compound wherein R^x is in the 7-position of the benzo ring of Formula II. In some embodiments of the methods, the compound of Formula II is a compound wherein one or more R^x are independently selected from OR^{13} and $NR^{13}R^{14}$.

[0269] In some embodiments of the methods, the compound of Formula II is a compound wherein:

[0270] q is 1 or 2;

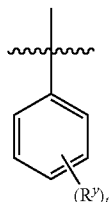
[0271] n is 2;

[0272] R^1 and R^2 are each alkyl;

[0273] R^3 is hydroxy;

[0274] R^4 and R^6 are hydrogen;

[0275] R^5 has the formula



[0276] wherein

[0277] t is an integer from 0 to 5;

[0278] one or more R^3 are OR^{13} or $OR^{13}R^{14}$;

[0279] R^{13} and R^{14} are independently selected from the group consisting of hydrogen, alkyl, alkenyl, alkynyl, polyalkyl, aryl, arylalkyl, cycloalkyl, heterocycle, heteroaryl, quaternary heterocycle, quaternary heteroaryl, and quaternary heteroarylalkyl;

[0280] wherein said alkyl, alkenyl, alkynyl, arylalkyl, heterocycle, and polyalkyl groups optionally have one or more carbons replaced by O, NR^9 , $N^+R^9R^{10}A^-$, S, SO, SO_2 , $S^+R^9A^-$, PR^9 , $P^+R^9R^{10}A^-$, $P(O)R^9$, phenylene, carbohydrate, amino acid, peptide, or polypeptide;

[0281] R^{13} and R^{14} are optionally substituted with one or more groups independently selected from the group consisting of sulfoalkyl, quaternary heterocycle, quaternary heteroaryl, OR^9 , NR^9R^{10} , $N^+R^9R^{11}R^{12}A^-$, SR^9 , $S(O)R^9$, SO_2R^9 , SO_3R^9 , oxo, CO_2R^9 , CN, halogen, $CONR^9R^{10}$, SO_2OM , $SO_2NR^9R^{10}$, $PO(OR^{16})OR^{17}$, $P^+R^9R^{10}R^{11}A^-$, $S^+R^9R^{10}A^-$, and $C(O)OM$,

[0282] wherein A is a pharmaceutically acceptable anion, and M is a pharmaceutically acceptable cation,

[0283] R^9 and R^{10} are independently selected from the group consisting of H, alkyl, alkenyl, alkynyl, cycloalkyl, aryl, acyl, heterocycle, ammoniumalkyl, arylalkyl, and alkylammoniumalkyl;

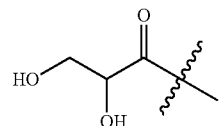
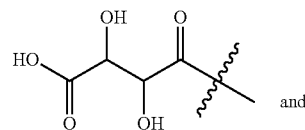
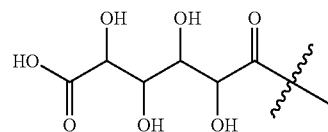
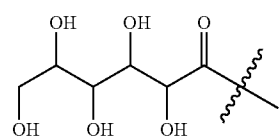
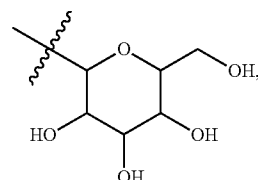
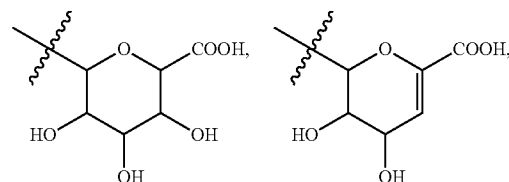
[0284] R^{11} and R^{12} are independently selected from the group consisting of H, alkyl, alkenyl, alkynyl, aryl, arylalkyl, alkenylalkyl, alkynylalkyl, heterocycle, carboxyalkyl, carboalkoxyalkyl, cycloalkyl, cyano alkyl, OR^9 , NR^9R^{10} , SR^9 , $S(O)R^9$, SO_2R^9 , SO_3R^9 , CO_2R^9 , CN, halogen, oxo, and $CONR^9R^{10}$, wherein R^9 and R^{10} are as defined above, provided that both R^3 and R^4 cannot be OH, NH_2 , and SH; or

[0285] R^{11} and R^{12} together with the nitrogen or carbon atom to which they are attached form a cyclic ring; and

[0286] R^{16} and R^{17} are independently selected from the substituents constituting R^9 and M;

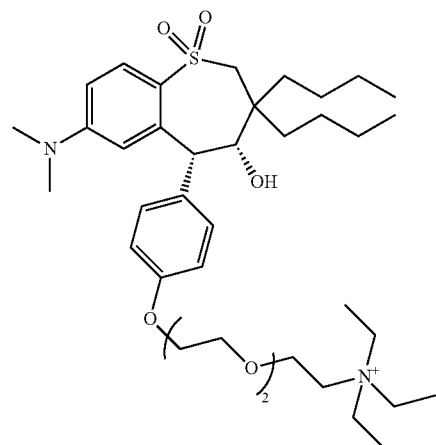
[0287] R^7 and R^8 are hydrogen; and

[0288] one or more R^x are independently selected from the group consisting of alkoxy, alkylamino and dialkylamino and $-W-R^{31}$, wherein W is O or NH and R^{31} is selected from

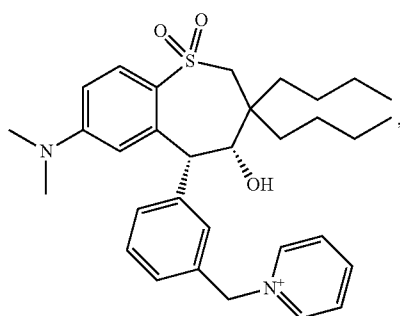
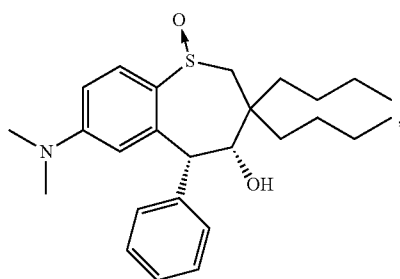
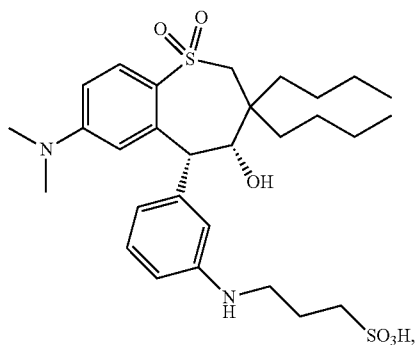
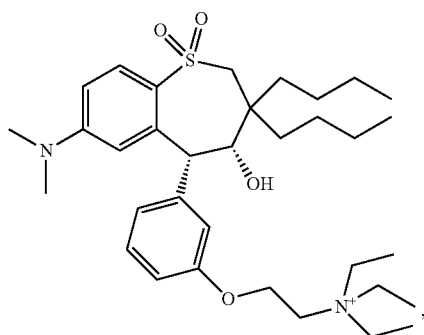
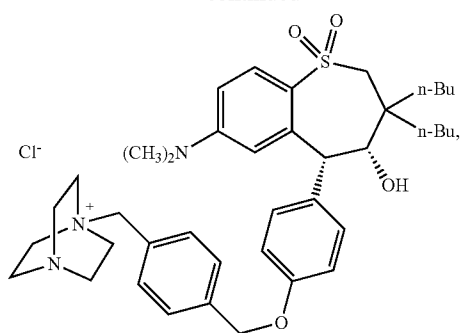


[0289] or a pharmaceutically acceptable salt, solvate, or prodrug thereof.

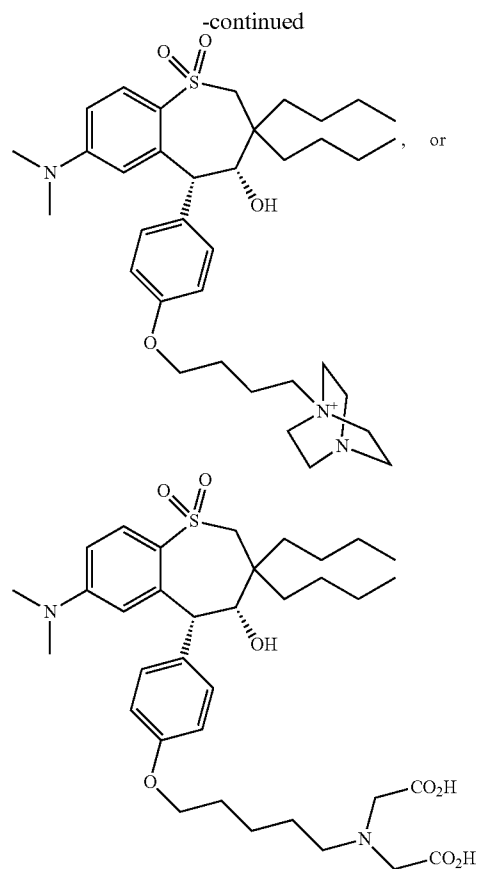
[0290] In some embodiments, a compound of Formula II is



-continued

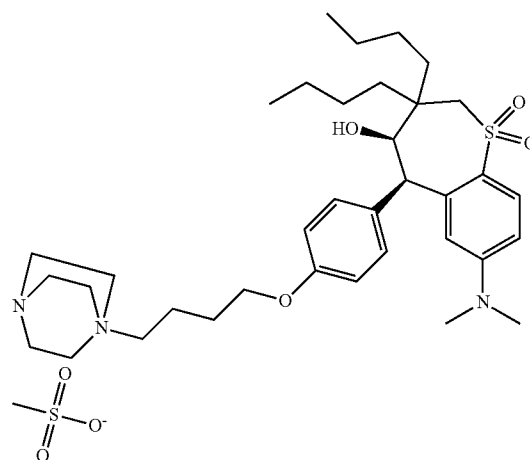


-continued



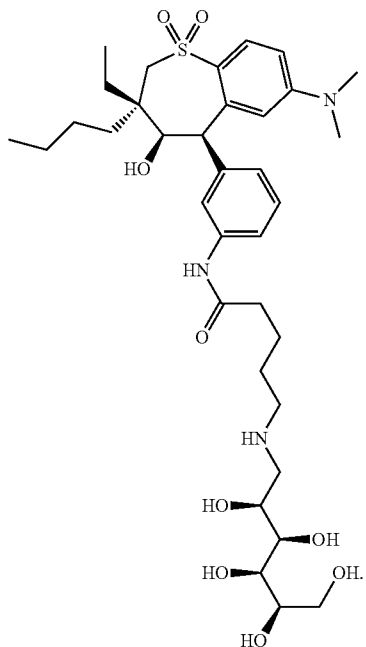
or the like.

[0291] In some embodiments of the methods, the compound of Formula II is



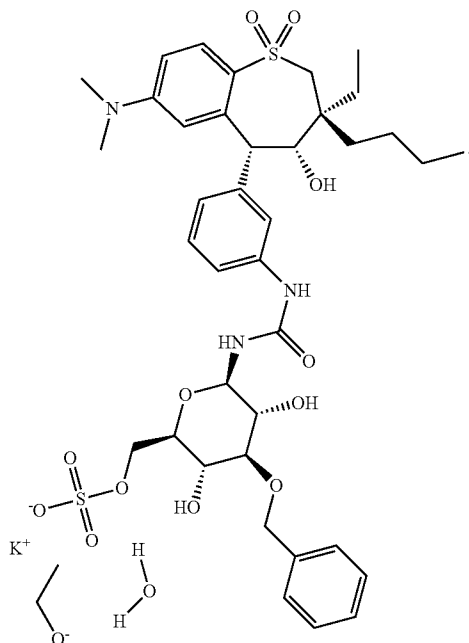
[0292] In certain embodiments, ASBTIs suitable for the methods described herein are non-systemic analogs of Compound 100C. Certain compounds provided herein are Compound 100C analogues modified or substituted to comprise a charged group. In specific embodiments, the Compound 100C analogues are modified or substituted with a charged group that is an ammonium group (e.g., a cyclic or acyclic ammonium group). In certain embodiments, the ammonium group is a non-protic ammonium group that contains a quaternary nitrogen.

[0293] In some embodiments, a compound of Formula II is



[0294] In some embodiments, a compound of Formula II is 1-[[5-[[3-[(3S,4R,5R)-3-butyl-7-(dimethylamino)-3-ethyl-2,3,4,5-tetrahydro-4-hydroxy-1,1-dioxido-1-benzothiepin-5yl]phenyl]amino]-5-oxopentyl]amino]-1-deoxy-D-glucitol or SA HMR1741 (a.k.a. BARI-1741).

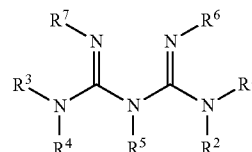
[0295] In some embodiments, a compound of Formula II is



[0296] In some embodiments, a compound of Formula II is potassium((2R,3R,4S,5R,6R)-4-benzyloxy-6-{3-[3-((3S,

4R,5R)-3-butyl-7-dimethylamino-3-ethyl-4-hydroxy-1,1-dioxido-2,3,4,5-tetrahydro-1H-benzo[b]thiepin-5-yl)-phenyl]-ureido}-3,5-dihydroxy-tetrahydro-pyran-2-ylmethyl) sulphate ethanolate, hydrate or SAR548304B (a.k.a. SAR-548304).

[0297] In some embodiments, an ASBTI suitable for the methods described herein is a compound of Formula III:



Formula III

[0298] wherein:

[0299] each R^1 , R^2 is independently H, hydroxy, alkyl, alkoxy, $-C(=X)YR^8$, $-YC(=X)R^8$, substituted or unsubstituted alkyl, substituted or unsubstituted heteroalkyl, substituted or unsubstituted aryl, substituted or unsubstituted alkyl-aryl, substituted or unsubstituted cycloalkyl, substituted or unsubstituted alkyl-cycloalkyl, substituted or unsubstituted heteroaryl, substituted or unsubstituted alkyl-heteroaryl, substituted or unsubstituted heterocycloalkyl, substituted or unsubstituted alkyl-heterocycloalkyl, or -L-K; or R^1 and R^2 together with the nitrogen to which they are attached form a 3-8-membered ring that is optionally substituted with R^8 ;

[0300] each R^3 , R^4 is independently H, hydroxy, alkyl, alkoxy, $-C(=X)YR^8$, $-YC(=X)R^8$, substituted or unsubstituted alkyl, substituted or unsubstituted heteroalkyl, substituted or unsubstituted aryl, substituted or unsubstituted alkyl-aryl, substituted or unsubstituted cycloalkyl, substituted or unsubstituted alkyl-cycloalkyl, substituted or unsubstituted heteroaryl, substituted or unsubstituted alkyl-heteroaryl, substituted or unsubstituted heterocycloalkyl, substituted or unsubstituted alkyl-heterocycloalkyl, or -L-K;

[0301] R^5 is H, hydroxy, alkyl, alkoxy, $-C(=X)YR^8$, $-YC(=X)R^8$, substituted or unsubstituted alkyl, substituted or unsubstituted heteroalkyl, substituted or unsubstituted aryl, substituted or unsubstituted alkyl-aryl, substituted or unsubstituted cycloalkyl, substituted or unsubstituted alkyl-cycloalkyl, substituted or unsubstituted heteroaryl, substituted or unsubstituted alkyl-heteroaryl, substituted or unsubstituted heterocycloalkyl, substituted or unsubstituted alkyl-heterocycloalkyl,

[0302] each R^6 , R^7 is independently H, hydroxy, alkyl, alkoxy, $-C(=X)YR^8$, $-YC(=X)R^8$, substituted or unsubstituted alkyl, substituted or unsubstituted heteroalkyl, substituted or unsubstituted aryl, substituted or unsubstituted alkyl-aryl, substituted or unsubstituted cycloalkyl, substituted or unsubstituted alkyl-cycloalkyl, substituted or unsubstituted heteroaryl, substituted or unsubstituted alkyl-heteroaryl, substituted or unsubstituted heterocycloalkyl, substituted or unsubstituted alkyl-heterocycloalkyl, or -L-K; or R^6 and R^7 taken together form a bond;

[0303] each X is independently NH, S, or O;

[0304] each Y is independently NH, S, or O;

[0305] R^8 is substituted or unsubstituted alkyl, substituted or unsubstituted heteroalkyl, substituted or unsubstituted aryl, substituted or unsubstituted alkyl-aryl, substituted or unsubstituted cycloalkyl, substituted or unsubstituted alkyl-cycloalkyl, substituted or unsubstituted heteroaryl, substituted or unsubstituted alkyl-heteroaryl, substituted or unsubstituted heterocycloalkyl, substituted or unsubstituted alkyl-heterocycloalkyl, or -L-K;

[0306] L is A_n wherein

[0307] each A is independently NR^1 , $S(O)_m$, O, $C(=X)Y$, $Y(C=X)$, substituted or unsubstituted alkyl, substituted or unsubstituted heteroalkyl, substituted or unsubstituted aryl, substituted or unsubstituted heteroaryl, substituted or unsubstituted cycloalkyl, or substituted or unsubstituted heterocycloalkyl; wherein each m is independently 0-2;

[0308] n is 0-7;

[0309] K is a moiety that prevents systemic absorption;

[0310] provided that at least one of R^1 , R^2 , R^3 or R^4 is -L-K;

[0311] or a pharmaceutically acceptable prodrug thereof.

[0312] In some embodiments of a compound of Formula III, R^1 and R^3 are -L-K. In some embodiments, R^1 , R^2 and R^3 are -L-K.

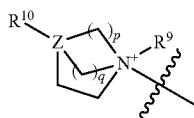
[0313] In some embodiments, at least one of R^1 , R^2 , R^6 and R^7 is H. In certain embodiments, R^5 , R^6 , R^7 are H and R^1 , R^2 , R^3 and R^4 are alkyl, aryl, alkyl-aryl, or heteroalkyl. In some embodiments, R^1 and R^2 are H. In some embodiments, R^1 , R^2 , R^5 , R^6 and R^7 are H. In some embodiments, R^6 and R^7 together form a bond. In certain embodiments, R^5 , R^6 and R^7 are H, alkyl or O-alkyl.

[0314] In some embodiments, R^1 and R^3 are -L-K. In some embodiments, R^1 , R^2 and R^3 are -L-K. In some embodiments, R^3 and R^4 are -L-K. In some embodiments, R^1 and R^2 together with the nitrogen to which they are attached form a 3-8 membered ring and the ring is substituted with -L-K. In some embodiments, R^1 or R^2 or R^3 or R^4 are aryl optionally substituted with -L-K. In some embodiments, R^1 or R^2 or R^3 or R^4 are alkyl optionally substituted with -L-K. In some embodiments, R^1 or R^2 or R^3 or R^4 are alkyl-aryl optionally substituted with -L-K. In some embodiments, R^1 or R^2 or R^3 or R^4 are heteroalkyl optionally substituted with -L-K.

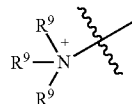
[0315] In some embodiments, L is a C_1 - C_7 alkyl. In some embodiments, L is heteroalkyl. In certain embodiments, L is C_1 - C_7 alkyl-aryl. In some embodiments, L is C_1 - C_7 alkyl-aryl- C_1 - C_7 alkyl.

[0316] In certain embodiments, K is a non-protic charged group. In some specific embodiments, each K is a ammonium group. In some embodiments, each K is a cyclic non-protic ammonium group. In some embodiments, each K is an acyclic non-protic ammonium group.

[0317] In certain embodiments, each K is a cyclic non-protic ammonium group of structure:



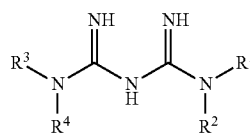
[0318] In certain embodiments, K is an acyclic non-protic ammonium group of structure:



[0319] wherein p, q, R^9 , R^{10} and Z are as defined above. In certain embodiments, p is 1. In other embodiments, p is 2. In further embodiments, p is 3. In some embodiments, q is 0. In other embodiments, q is 1. In some other embodiments, q is 2.

[0320] The compounds further comprise 1, 2, 3 or 4 anionic counterions selected from Cl^- , Br^- , I^- , $R^{11}SO_3^-$, $(SO_3^-R^{11}-SO_3^-)$, $R^{11}CO_2^-$, $(CO_2^-R^{11}-CO_2^-)$, $(R^{11})_2(P=O)O^-$ and $(R^{11})(P=O)O_2^{2-}$ wherein R^{11} is as defined above. In some embodiments, the counterion is Cl^- , Br^- , I^- , $CH_2CO_2^-$, $CH_3SO_3^-$, or $C_6H_5SO_3^-$ or $CO_2^-(CH_2)_2-CO_2^-$. In some embodiments, the compound of Formula III has one K group and one counterion. In other embodiments, the compound of Formula III has one K group, and two molecules of the compound of Formula III have one counterion. In yet other embodiments, the compound of Formula III has two K groups and two counterions. In some other embodiments, the compound of Formula III has one K group comprising two ammonium groups and two counterions.

[0321] Also described herein are compounds having the Formula IIIA:



Formula IIIA

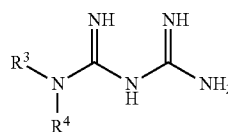
[0322] wherein:

[0323] each R^1 , R^2 is independently H, substituted or unsubstituted alkyl, or -L-K; or R^1 and R^2 together with the nitrogen to which they are attached form a 3-8-membered ring that is optionally substituted with R^8 ;

[0324] and R^3 , R^4 , R^8 , L and K are as defined above.

[0325] In some embodiments of compounds of Formula IIIA, L is A_n , wherein each A is substituted or unsubstituted alkyl, or substituted or unsubstituted heteroalkyl, and n is 0-7. In certain specific embodiments of the compound of Formula IIIA, R^1 is H. In some embodiments of Formula IIIA, R^1 and R^2 together with the nitrogen to which they are attached form a 3-8-membered ring that is optionally substituted with -L-K.

[0326] Also described herein are compounds having the Formula IIIB



Formula IIIB

[0327] wherein:

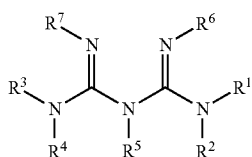
[0328] each R^3 , R^4 is independently H, substituted or unsubstituted alkyl, substituted or unsubstituted het-

eroalkyl, substituted or unsubstituted aryl, substituted or unsubstituted alkyl-aryl, or -L-K;

[0329] and R^1 , R^2 , L and K are as defined above.

[0330] In certain embodiments of Formula IIIB, R^3 is H. In certain embodiments, R^3 and R^4 are each -L-K. In some embodiments, R^3 is H and R^4 is substituted or unsubstituted alkyl, substituted or unsubstituted heteroalkyl, substituted or unsubstituted aryl, substituted or unsubstituted alkyl-aryl containing one or two -L-K groups.

[0331] In some embodiments, an ASBTI suitable for the methods described herein is a compound of Formula IIIC



Formula IIIC

[0332] wherein:

[0333] each R^1 , R^2 is independently H, hydroxy, alkyl, alkoxy, $-C(=X)YR^8$, $-YC(=X)R^8$, substituted or unsubstituted alkyl, substituted or unsubstituted heteroalkyl, substituted or unsubstituted aryl, substituted or unsubstituted alkyl-aryl, substituted or unsubstituted cycloalkyl, substituted or unsubstituted alkyl-cycloalkyl, substituted or unsubstituted heteroaryl, substituted or unsubstituted alkyl-heteroaryl, substituted or unsubstituted heterocycloalkyl, substituted or unsubstituted alkyl-heterocycloalkyl, or -L-K; or R^1 and R^2 together with the nitrogen to which they are attached form a 3-8-membered ring that is optionally substituted with R^8 ;

[0334] each R^3 , R^4 is independently H, hydroxy, alkyl, alkoxy, $-C(=X)YR^8$, $-YC(=X)R^8$, substituted or unsubstituted alkyl, substituted or unsubstituted heteroalkyl, substituted or unsubstituted aryl, substituted or unsubstituted alkyl-aryl, substituted or unsubstituted cycloalkyl, substituted or unsubstituted alkyl-cycloalkyl, substituted or unsubstituted heteroaryl, substituted or unsubstituted alkyl-heteroaryl, substituted or unsubstituted heterocycloalkyl, substituted or unsubstituted alkyl-heterocycloalkyl, or -L-K;

[0335] R^5 is H, hydroxy, alkyl, alkoxy, $-C(=X)YR^8$, $-YC(=X)R^8$, substituted or unsubstituted alkyl, substituted or unsubstituted heteroalkyl, substituted or unsubstituted aryl, substituted or unsubstituted alkyl-aryl, substituted or unsubstituted cycloalkyl, substituted or unsubstituted alkyl-cycloalkyl, substituted or unsubstituted heteroaryl, substituted or unsubstituted alkyl-heteroaryl, substituted or unsubstituted heterocycloalkyl, substituted or unsubstituted alkyl-heterocycloalkyl,

[0336] each R^6 , R^7 is independently H, hydroxy, alkyl, alkoxy, $-C(=X)YR^8$, $-YC(=X)R^8$, substituted or unsubstituted heteroalkyl, substituted or unsubstituted aryl, substituted or unsubstituted alkyl-aryl, substituted or unsubstituted cycloalkyl, substituted or unsubstituted alkyl-cycloalkyl, substituted or unsubstituted heteroaryl, substituted or unsubstituted alkyl-heteroaryl, substituted or unsubstituted heterocycloalkyl, substituted or unsubstituted alkyl-heterocycloalkyl,

unsubstituted heterocycloalkyl, substituted or unsubstituted alkyl-heterocycloalkyl, or -L-K; or R^6 and R^7 taken together form a bond;

[0337] each X is independently NH, S, or O;

[0338] each Y is independently NH, S, or O;

[0339] R^8 is substituted or unsubstituted alkyl, substituted or unsubstituted heteroalkyl, substituted or unsubstituted aryl, substituted or unsubstituted alkyl-aryl, substituted or unsubstituted cycloalkyl, substituted or unsubstituted alkyl-cycloalkyl, substituted or unsubstituted heteroaryl, substituted or unsubstituted alkyl-heteroaryl, substituted or unsubstituted heterocycloalkyl, substituted or unsubstituted alkyl-heterocycloalkyl, or -L-K;

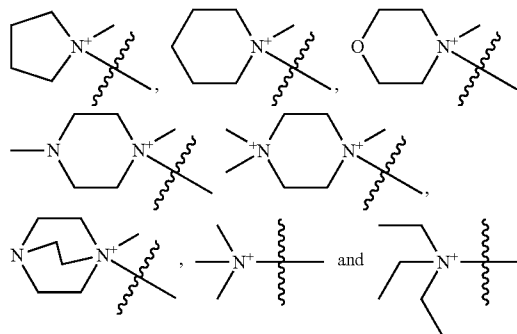
[0340] L is A_m , wherein

[0341] each A is independently NR^1 , $S(O)_m$, O, $C(=X)Y$, $Y(C=X)$, substituted or unsubstituted alkyl, substituted or unsubstituted heteroalkyl, substituted or unsubstituted aryl, substituted or unsubstituted heteroaryl, substituted or unsubstituted cycloalkyl, or substituted or unsubstituted heterocycloalkyl; wherein each m is independently 0-2;

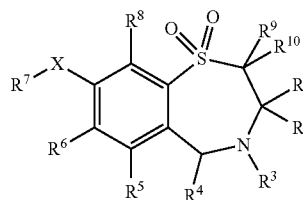
[0342] n is 0-7;

[0343] K is a moiety that prevents systemic absorption; or a pharmaceutically acceptable salt thereof.

[0344] In some specific embodiments of Formula I, II or III, K is selected from



[0345] In some embodiments, an ASBTI suitable for the methods described herein is a compound of Formula IV:



IV

wherein

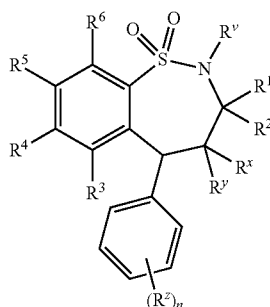
[0346] R^1 is a straight chain C_{1-6} alkyl group;

[0347] R^2 is a straight chain C_{1-6} alkyl group;

[0348] R^3 is hydrogen or a group OR^{11} in which R^{11} is hydrogen, optionally substituted C_{1-6} alkyl or a C_{1-6} alkylcarbonyl group;

[0349] R^4 is pyridyl or an optionally substituted phenyl;

[0367] In some embodiments, an ASBTI suitable for the methods described herein is a compound of Formula V:



wherein:

[0368] R_v is selected from hydrogen or C_{1-6} alkyl;

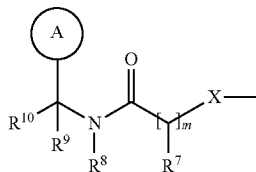
[0369] One of R^1 and R^2 are selected from hydrogen or C_{1-6} alkyl and the other is selected from C_{1-6} alkyl;

[0370] R^x and R^y are independently selected from hydrogen, hydroxy, amino, mercapto, C_{1-6} alkyl, C_{1-6} alkoxy, $N-(C_{1-6}alkyl)amino$, $N,N-(C_{1-6}alkyl)_2amino$, $C_{1-6}alkylS(O)_a$ wherein a is 0 to 2;

[0371] R^z is selected from halo, nitr, cyano, hydroxy, amino, carboxy, carbamoyl, mercapto, sulphamoyl, C_{1-6} alkyl, $C_{2-6}alkenyl$, $C_{2-6}alkynyl$, $C_{1-6}alkoxy$, $C_{1-6}alkanoyl$, $C_{1-6}alkanoyloxy$, $N-(C_{1-6}alkyl)amino$, $N,N-(C_{1-6}alkyl)_2amino$, $C_{1-6}alkanoylamino$, $N-(C_{1-6}alkyl)carbamoyl$, $N,N-(C_{1-6}alkyl)_2carbamoyl$, $C_{1-6}alkylS(O)_a$ wherein a is 0 to 2, $C_{1-6}alkoxycarbonyl$, $N-(C_{1-6}alkyl)sulphamoyl$ and $N,N-(C_{1-6}alkyl)_2sulphamoyl$;

[0372] n is 0-5;

[0373] one of R^4 and R^5 is a group of formula (VA):



[0374] R^3 and R^6 and the other of R^4 and R^5 are independently selected from hydrogen, halo, nitro, cyano, hydroxy, amino, carboxy, carbamoyl, mercapto, sulphamoyl, C_{1-6} alkyl, $C_{2-6}alkenyl$, $C_{2-6}alkynyl$, $C_{1-6}alkoxy$, $C_{1-6}alkanoyl$, $C_{1-6}alkanoyloxy$, $N-(C_{1-6}alkyl)amino$, $N,N-(C_{1-6}alkyl)_2amino$, $C_{1-6}alkanoylamino$, $N-(C_{1-6}alkyl)carbamoyl$, $N,N-(C_{1-6}alkyl)_2carbamoyl$, $C_{1-6}alkylS(O)_a$ wherein a is 0 to 2, $C_{1-6}alkoxycarbonyl$, $N-(C_{1-6}alkyl)sulphamoyl$ and $N,N-(C_{1-6}alkyl)_2sulphamoyl$;

[0375] wherein R^3 and R^6 and the other of R^4 and R^5 may be optionally substituted on carbon by one or more R^{17} ;

[0376] X is $-O-$, $-N(R^a)-$, $-S(O)_b-$ or $-CH(R^a)-$;

[0377] wherein R^a is hydrogen or C_{1-6} alkyl and b is 0-2;

[0378] Ring A is aryl or heteroaryl;

[0379] wherein Ring A is optionally substituted on carbon by one or more substituents selected from R^{18} ;

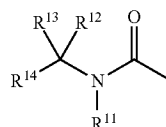
[0380] R^7 is hydrogen, C_{1-6} alkyl, carbocyclyl or heterocyclyl;

[0381] wherein R^7 is optionally substituted on carbon by one or more substituents selected from R^{19} ; and wherein if said heterocyclyl contains an $-NH-$ group, that nitrogen may be optionally substituted by a group selected from R^{20} ;

[0382] R^8 is hydrogen or C_{1-6} alkyl;

[0383] R^9 is hydrogen or C_{1-6} alkyl;

[0384] R^{10} is hydrogen, halo, nitro, cyano, hydroxy, amino, carbamoyl, mercapto, sulphamoyl, hydroxyaminocarbonyl, C_{1-10} alkyl, $C_{2-10}alkynyl$, $C_{2-10}alkenyl$, $C_{1-10}alkoxy$, $C_{1-10}alkanoyl$, $C_{1-10}alkanoyloxy$, $N-(C_{1-10}alkyl)amino$, $N,N-(C_{1-10}alkyl)_2amino$, $N,N,N-(C_{1-10}alkyl)_3ammonio$, $C_{1-10}alkanoylamino$, $N-(C_{1-10}alkyl)carbamoyl$, $N,N-(C_{1-10}alkyl)_2carbamoyl$, $C_{1-10}alkylS(O)_a$ wherein a is 0 to 2, $N-(C_{1-10}alkyl)sulphamoyl$, $N,N-(C_{1-10}alkyl)_2sulphamoyl$, $N-(C_{1-10}alkyl)sulphamoylamino$, $N,N-(C_{1-10}alkyl)_2sulphamoylamino$, $C_{1-10}alkoxycarbonylamino$, carbocyclyl, carbocyclyl- $C_{1-10}alkyl$, heterocyclyl, heterocyclyl- $C_{1-10}alkyl$, carbocyclyl- $(C_{1-10}alkylene)_p-R^{21}-(C_{1-10}alkylene)_q-$ or heterocyclyl- $(C_{1-10}alkylene)_p-R^{22}-(C_{1-10}alkylene)_q-$; wherein R^{10} is optionally substituted on carbon by one or more substituents selected from R^{23} ; and wherein if said heterocyclyl contains an $-NH-$ group, that nitrogen may be optionally substituted by a group selected from R^{24} ; or R^{10} is a group of formula (VB):



VB

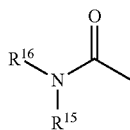
[0385] wherein:

[0386] R^{11} is hydrogen or C_{1-6} alkyl;

[0387] R^{12} and R^{13} are independently selected from hydrogen, halo, carbamoyl, sulphamoyl, $C_{1-10}alkyl$, $C_{2-10}alkynyl$, $C_{2-10}alkenyl$, $C_{1-10}alkanoyl$, $N-(C_{1-10}alkyl)carbamoyl$, $N,N-(C_{1-10}alkyl)_2carbamoyl$, $C_{1-10}alkylS(O)_a$ wherein a is 0 to 2, $N-(C_{1-10}alkyl)sulphamoyl$, $N,N-(C_{1-10}alkyl)_2sulphamoyl$, $N-(C_{1-10}alkyl)sulphamoylamino$, $N,N-(C_{1-10}alkyl)_2sulphamoylamino$, carbocyclyl or heterocyclyl; wherein R^{12} and R^{13} may be independently optionally substituted on carbon by one or more substituents selected from R^{25} ; and wherein if said heterocyclyl contains an $-NH-$ group, that nitrogen may be optionally substituted by a group selected from R^{26} ;

[0388] R^{14} is selected from hydrogen, halo, carbamoyl, sulphamoyl, hydroxyaminocarbonyl, $C_{1-10}alkyl$, $C_{2-10}alkenyl$, $C_{2-10}alkynyl$, $C_{1-10}alkanoyl$, $N-(C_{1-10}alkyl)carbamoyl$, $N,N-(C_{1-10}alkyl)_2carbamoyl$, $C_{1-10}alkylS(O)_a$ wherein a is 0 to 2, $N-(C_{1-10}alkyl)sulphamoyl$, $N,N-(C_{1-10}alkyl)_2sulphamoyl$, $N-(C_{1-10}alkyl)sulphamoylamino$, $N,N-(C_{1-10}alkyl)_2sulphamoylamino$, carbocyclyl, carbocyclyl- $C_{1-10}alkyl$, heterocyclyl, heterocyclyl- $C_{1-10}alkyl$, carbocyclyl- $(C_{1-10}alkylene)_p-R^{27}-(C_{1-10}alkylene)_q-$ or heterocyclyl- $(C_{1-10}alkylene)_p-R^{28}-(C_{1-10}alkylene)_q-$; wherein R^{14} may be optionally substituted on carbon by one or more substituents selected from R^{29} ; and wherein if said heterocyclyl contains

an —NH— group, that nitrogen may be optionally substituted by a group selected from R³⁰; or R¹⁴ is a group of formula (VC):



VC

[0389] R¹⁵ is hydrogen or C₁₋₆alkyl; and R¹⁶ is hydrogen or C₁₋₆alkyl; wherein R¹⁶ may be optionally substituted on carbon by one or more groups selected from R³¹;

[0390] or R¹⁵ and R¹⁶ together with the nitrogen to which they are attached form a heterocyclyl; wherein said heterocyclyl may be optionally substituted on carbon by one or more R³⁷; and wherein if said heterocyclyl contains an —NH— group, that nitrogen may be optionally substituted by a group selected from R³⁸;

[0391] m is 1-3; wherein the values of R⁷ may be the same or different;

[0392] R¹⁷, R¹⁸, R¹⁹, R²³, R²⁵, R²⁹, R³¹ and R³⁷ are independently selected from halo, nitro, cyano, hydroxy, amino, carbamoyl, mercapto, sulphamoyl, hydroxyaminocarbonyl, C₁₋₁₀alkyl, C₂₋₁₀alkenyl, C₂₋₁₀alkynyl, C₁₋₁₀alkoxy, C₁₋₁₀alkanoyl, C₁₋₁₀alkanoyloxy, N—(C₁₋₁₀alkyl)amino, N,N—(C₁₋₁₀alkyl)₂amino, N,N,N—(C₁₋₁₀alkyl)₃ammonio, C₁₋₁₀alkanoylamino, N—(C₁₋₁₀alkyl)carbamoyl, N,N—(C₁₋₁₀alkyl)₂carbamoyl, C₁₋₁₀alkylS(O)_a wherein a is 0 to 2, N—(C₁₋₁₀alkyl)sulphamoyl, N,N—(C₁₋₁₀alkyl)₂sulphamoyl, N—(C₁₋₁₀alkyl)sulphamoylamino, N,N—(C₁₋₁₀alkyl)₂sulphamoylamino, C₁₋₁₀alkoxycarbonylamino, carbocyclyl, carbocyclylC₁₋₁₀alkyl, heterocyclyl, heterocyclylC₁₋₁₀alkyl, carbocyclyl-(C₁₋₁₀alkylene)_p-R³²—(C₁₋₁₀alkylene)_q- or heterocyclyl-(C₁₋₁₀alkylene)_r-R³³—(C₁₋₁₀alkylene)_s; wherein R¹⁷, R¹⁸, R¹⁹, R²³, R²⁵, R²⁹, R³¹ and R³⁷ may be independently optionally substituted on carbon by one or more R³⁴; and wherein if said heterocyclyl contains an —NH— group, that nitrogen may be optionally substituted by a group selected from R³⁵;

[0393] R²¹, R²², R²⁷, R²⁸, R³² or R³³ are independently selected from —O—, —NR³⁶—, —S(O)_x—, —NR³⁶C(O)NR³⁶—, —NR³⁶C(S)NR³⁶—, —OC(O)N=C—, —NR³⁶C(O)— or —C(O)NR³⁶—; wherein R³⁶ is selected from hydrogen or C₁₋₆alkyl, and x is 0-2;

[0394] p, q, r and s are independently selected from 0-2;

[0395] R³⁴ is selected from halo, hydroxy, cyano, carbamoyl, ureido, amino, nitro, carbamoyl, mercapto, sulphamoyl, trifluoromethyl, trifluoromethoxy, methyl, ethyl, methoxy, ethoxy, vinyl, allyl, ethynyl, formyl, acetyl, formamido, acetylamino, acetoxy, methylamino, dimethylamino, N-methylcarbamoyl, N,N-dimethylcarbamoyl, methylthio, methylsulphanyl, mesyl, N-methylsulphamoyl, N,N-dimethylsulphamoyl, N-methylsulphamoylamino and N,N-dimethylsulphamoylamino;

[0396] R²⁰, R²⁴, R²⁶, R³⁰, R³⁵ and R³⁸ are independently selected from C₁₋₆alkyl, C₁₋₆alkanoyl, C₁₋₆alkylsulphonyl, C₁₋₆alkoxycarbonyl, carbamoyl, N—(C₁₋₆alkyl)carbamoyl, N,N—(C₁₋₆alkyl)carbamoyl, benzyl, benzyloxycarbonyl, benzoyl and phenylsulphonyl; and

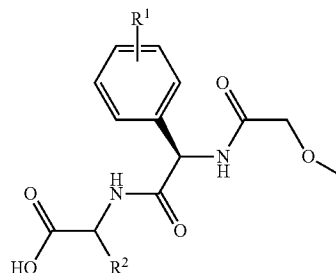
[0397] wherein a “heteroaryl” is a totally unsaturated, mono or bicyclic ring containing 3-12 atoms of which at least

one atom is chosen from nitrogen, sulphur and oxygen, which heteroaryl may, unless otherwise specified, be carbon or nitrogen linked;

[0398] wherein a “heterocyclyl” is a saturated, partially saturated or unsaturated, mono or bicyclic ring containing 3-12 atoms of which at least one atom is chosen from nitrogen, sulphur and oxygen, which heterocyclyl may, unless otherwise specified, be carbon or nitrogen linked, wherein a —CH₂— group can optionally be replaced by a —C(O)— group, and a ring sulphur atom may be optionally oxidised to form an S-oxide; and

[0399] wherein a “carbocyclyl” is a saturated, partially saturated or unsaturated, mono or bicyclic carbon ring that contains 3-12 atoms; wherein a —CH₂— group can optionally be replaced by a —C(O) group; or a pharmaceutically acceptable salt or in vivo hydrolysable ester or amide formed on an available carboxy or hydroxy group thereof.

[0400] In some embodiments, R⁴ and R⁵ is not S—CH₃ and/or

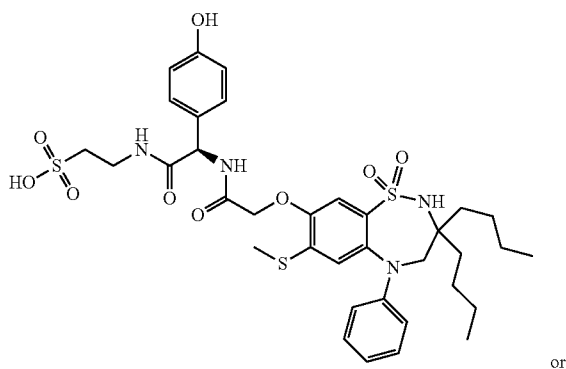


[0401] wherein R¹ is H or hydroxyl; and R² is H, CH₃, —CH₂CH₃, —CH₂CH₂CH₃, —CH₂CH₂CH₂CH₃, —CH(CH₃)₂, —CH₂CH(CH₃)₂, —CH(CH₃)CH₂CH₃, —CH₂OH, —CH₂OCH₃, —CH(OH)CH₃, —CH₂SCH₃, or —CH₂CH₂SCH₃.

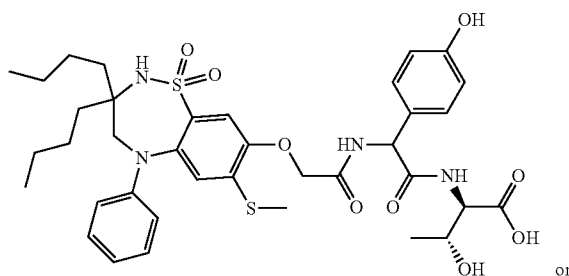
[0402] In some embodiments, compound of Formula V is not 1,1-dioxo-3,3-dibutyl-5-phenyl-7-methylthio-8-(N—{(R)-α-[N—((R)-1-carboxy-2-methylthio-ethyl)carbamoyl]-4-hydroxybenzyl}carbamoylmethoxy)-2,3,4,5-tetrahydro-1,2,5-benzothiadiazepine; 1,1-dioxo-3,3-dibutyl-5-phenyl-7-methylthio-8-(N—{(R)-α-[N—((S)-1-carboxy-2-(R)-hydroxypropyl)carbamoyl]-4-hydroxybenzyl}carbamoylmethoxy)-2,3,4,5-tetrahydro-1,2,5-benzothiadiazepine; 1,1-dioxo-3,3-dibutyl-5-phenyl-7-methylthio-8-(N—{(R)-α-[N—((S)-1-carboxy-2-methylpropyl)carbamoyl]-4-hydroxybenzyl}carbamoylmethoxy)-2,3,4,5-tetrahydro-1,2,5-benzothiadiazepine; 1,1-dioxo-3,3-dibutyl-5-phenyl-7-methylthio-8-(N—{(R)-α-[N—((S)-1-carboxyethyl)carbamoyl]benzyl}carbamoylmethoxy)-2,3,4,5-tetrahydro-1,2,5-benzothiadiazepine; 1,1-dioxo-3,3-dibutyl-5-phenyl-7-methylthio-8-(N—{(R)-α-[N—((S)-1-

carboxy-2-(R)-hydroxypropyl]carbamoyl]benzyl}carbamoylmethoxy)-2,3,4,5-tetrahydro-1,2,5-benzothiadiazepine; 1,1-dioxo-3,3-dibutyl-5-phenyl-7-methylthio-8-(N—{(R)- α -[N-(2-sulphoethyl)carbamoyl]-4-hydroxybenzyl}carbamoylmethoxy)-2,3,4,5-tetrahydro-1,2,5-benzothiadiazepine; 1,1-dioxo-3,3-dibutyl-5-phenyl-7-methylthio-8-(N—{(R)- α -[N—((S)-1-carboxyethyl)carbamoyl]-4-hydroxybenzyl}carbamoylmethoxy)-2,3,4,5-tetrahydro-1,2,5-benzothiadiazepine; 1,1-dioxo-3,3-dibutyl-5-phenyl-7-methylthio-8-(N—{(R)- α -[N—((R)-1-carboxy-2-methylthioethyl)carbamoyl]benzyl}carbamoylmethoxy)-2,3,4,5-tetrahydro-1,2,5-benzothiadiazepine; 1,1-dioxo-3,3-dibutyl-5-phenyl-7-methylthio-8-(N—{(R)- α -[N—((S)-1-[N—((S)-2-hydroxy-1-carboxyethyl)carbamoyl]propyl}carbamoyl]benzyl}carbamoylmethoxy)-2,3,4,5-tetrahydro-1,2,5-benzothiadiazepine; 1,1-dioxo-3,3-dibutyl-5-phenyl-7-methylthio-8-(N—{(R)- α -[N—((S)-1-carboxy-2-methylpropyl)carbamoyl]benzyl}carbamoylmethoxy)-2,3,4,5-tetrahydro-1,2,5-benzothiadiazepine; 1,1-dioxo-3,3-dibutyl-5-phenyl-7-methylthio-8-(N—{(R)- α -[N—((S)-1-carboxypropyl)carbamoyl]-4-hydroxybenzyl}carbamoylmethoxy)-2,3,4,5-tetrahydro-1,2,5-benzothiadiazepine; 1,1-dioxo-3,3-dibutyl-5-phenyl-7-methylthio-8-(N—{(R)- α -[N—((S)-1-carboxypropyl)carbamoyl]-4-hydroxybenzyl}carbamoylmethoxy)-2,3,4,5-tetrahydro-1,2,5-benzothiadiazepine; or 1,1-dioxo-3,3-dibutyl-5-phenyl-7-methylthio-8-(N—{(R)- α -[N-(carboxymethyl)carbamoyl]benzyl}carbamoylmethoxy)-2,3,4,5-tetrahydro-1,2,5-benzothiadiazepine

[0403] In some embodiments, compound of Formula V is not

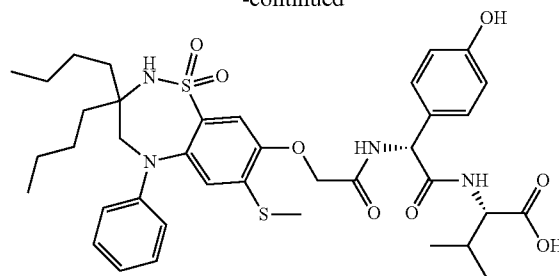


or



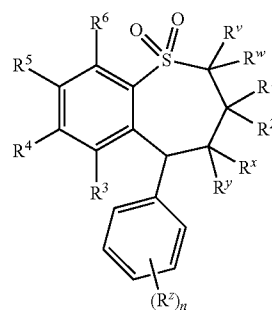
or

-continued



[0404] In some embodiments, an ASBTI suitable for the methods described herein is a compound of Formula VI:

VI



wherein:

[0405] R^v and R^w are independently selected from hydrogen or C_{1-6} alkyl;

[0406] one of R^1 and R^2 is selected from hydrogen or C_{1-6} alkyl and the other is selected from C_{1-6} alkyl;

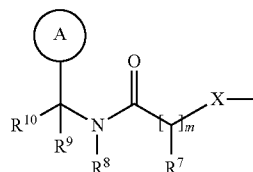
[0407] R^x and R^y are independently selected from hydrogen or C_{1-6} alkyl, or one of R^x and R^y is hydrogen or C_{1-6} alkyl and the other is hydroxy or C_{1-6} alkoxy;

[0408] R^z is selected from halo, nitro, cyano, hydroxy, amino, carboxy, carbamoyl, mercapto, sulphonamide, C_{1-6} alkyl, C_{2-6} alkenyl, C_{2-6} alkynyl, C_{1-6} alkoxy, C_{1-6} alkanoyl, C_{1-6} alkanoyloxy, $N-(C_{1-6}alkyl)amino$, $N,N-(C_{1-6}alkyl)_2amino$, $C_{1-6}alkanoylamino$, $N-(C_{1-6}alkyl)carbamoyl$, $N,N-(C_{1-6}alkyl)_2carbamoyl$, $C_{1-6}alkylS(O)_a$ wherein a is 0 to 2, $C_{1-6}alkoxycarbonyl$, $N-(C_{1-6}alkyl)sulphonamide$ and $N,N-(C_{1-6}alkyl)_2sulphonamide$;

[0409] n is 0-5;

[0410] one of R^4 and R^5 is a group of formula (VIA):

VIA



[0411] R^3 and R^6 and the other of R^4 and R^5 are independently selected from hydrogen, halo, nitro, cyano, hydroxy, amino, carboxy, carbamoyl, mercapto, sulphonamide, C_{1-6} alkyl, C_{2-6} alkenyl, C_{2-6} alkynyl, C_{1-6} alkoxy, C_{1-6} alkanoyl, C_{1-6} alkanoyloxy, $N-(C_{1-6}alkyl)amino$, $N,N-(C_{1-6}alkyl)_2amino$, $C_{1-6}alkanoylamino$, $N-(C_{1-6}alkyl)carbamoyl$, $N,N-(C_{1-6}alkyl)_2carbamoyl$, $C_{1-6}alkylS(O)_a$ wherein a is 0 to 2, $C_{1-6}alkoxycarbonyl$, $N-(C_{1-6}alkyl)sulphonamide$ and $N,N-(C_{1-6}alkyl)_2sulphonamide$;

alkyl)₂amino, C₁₋₆alkanoylamino, N—(C₁₋₆alkyl)carbamoyl, N,N—(C₁₋₆alkyl)₂carbamoyl, C₁₋₆alkylS(O)_a wherein a is 0 to 2, C₁₋₆alkoxycarbonyl, N—(C₁₋₆alkyl)sulphamoyl and N,N—(C₁₋₆alkyl)₂sulphamoyl; wherein R³ and R⁶ and the other of R⁴ and R⁵ may be optionally substituted on carbon by one or more R¹⁷;

[0412] X is —O—, —N(R^a)—, —S(O)_b— or —CH(R^a)—; wherein R^a is hydrogen or C₁₋₆alkyl and b is 0-2;

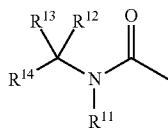
[0413] Ring A is aryl or heteroaryl; wherein Ring A is optionally substituted on carbon by one or more substituents selected from R¹⁸;

[0414] R⁷ is hydrogen, C₁₋₆alkyl, carbocyclyl or heterocyclyl; wherein R⁷ is optionally substituted on carbon by one or more substituents selected from R¹⁹; and wherein if said heterocyclyl contains an —NH— group, that nitrogen may be optionally substituted by a group selected from R²⁰;

[0415] R⁸ is hydrogen or C₁₋₆alkyl;

[0416] R⁹ is hydrogen or C₁₋₆alkyl;

[0417] R¹⁰ is hydrogen, halo, nitro, cyano, hydroxy, amino, carbamoyl, mercapto, sulphamoyl, hydroxyaminocarbonyl, C₁₋₁₀alkyl, C₂₋₁₀alkenyl, C₂₋₁₀alkynyl, C₁₋₁₀alkoxy, C₁₋₁₀alkanoyl, C₁₋₁₀alkanoyloxy, N—(C₁₋₁₀alkyl)amino, N,N—(C₁₋₁₀alkyl)₂amino, N,N,N—(C₁₋₁₀alkyl)₃ ammonio, C₁₋₁₀alkanoylamino, N—(C₁₋₁₀alkyl)carbamoyl, N,N—(C₁₋₁₀alkyl)₂carbamoyl, C₁₋₁₀alkylS(O)_a wherein a is 0 to 2, N—(C₁₋₁₀alkyl)sulphamoyl, N,N—(C₁₋₁₀alkyl)₂sulphamoyl, N—(C₁₋₁₀alkyl)sulphamoylamino, N,N—(C₁₋₁₀alkyl)₂sulphamoylamino, C₁₋₁₀alkoxycarbonylamino, carbocyclyl, carbocyclylC₁₋₁₀alkyl, heterocyclyl, heterocyclylC₁₋₁₀alkyl, carbocyclyl-(C₁₋₁₀alkylene)_p-R²¹—(C₁₋₁₀alkylene)_q- or heterocyclyl-(C₁₋₁₀alkylene)_r-R²²—(C₁₋₁₀alkylene)_s; wherein R¹⁰ is optionally substituted on carbon by one or more substituents selected from R²³; and wherein if said heterocyclyl contains an —NH— group, that nitrogen may be optionally substituted by a group selected from R²⁴; or R¹⁰ is a group of formula (VIB):



VIB

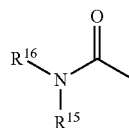
wherein:

[0418] R¹¹ is hydrogen or C₁₋₆alkyl;

[0419] R¹² and R¹³ are independently selected from hydrogen, halo, nitro, cyano, hydroxy, amino, carbamoyl, mercapto, sulphamoyl, C₁₋₁₀alkyl, C₂₋₁₀alkenyl, C₂₋₁₀alkynyl, C₁₋₁₀alkoxy, C₁₋₁₀alkanoyl, C₁₋₁₀alkanoyloxy, N—(C₁₋₁₀alkyl)amino, N,N—(C₁₋₁₀alkyl)₂amino, C₁₋₁₀alkanoylamino, N—(C₁₋₁₀alkyl)carbamoyl, N,N—(C₁₋₁₀alkyl)₂carbamoyl, C₁₋₁₀alkylS(O)_a wherein a is 0 to 2, N—(C₁₋₁₀alkyl)sulphamoyl, N,N—(C₁₋₁₀alkyl)₂sulphamoyl, N—(C₁₋₁₀alkyl)sulphamoylamino, N,N—(C₁₋₁₀alkyl)₂sulphamoylamino, C₁₋₁₀alkoxycarbonylamino, carbocyclyl, carbocyclylC₁₋₁₀alkyl, heterocyclyl, heterocyclylC₁₋₁₀alkyl, carbocyclyl-(C₁₋₁₀alkylene)_p-R³²—(C₁₋₁₀alkylene)_q- or heterocyclyl-(C₁₋₁₀alkylene)_r-R³³—(C₁₋₁₀alkylene)_s; wherein R¹⁷, R¹⁸, R¹⁹, R²³, R²⁵, R²⁹ or R³¹ may be independently optionally substituted on carbon by one or more R³⁴; and wherein if said heterocyclyl contains an —NH— group, that nitrogen may be optionally substituted by a group selected from R²⁶;

[0420] R¹⁴ is selected from hydrogen, halo, nitro, cyano, hydroxy, amino, carbamoyl, mercapto, sulphamoyl,

hydroxyaminocarbonyl, C₁₋₁₀alkyl, C₂₋₁₀alkenyl, C₂₋₁₀alkynyl, C₁₋₁₀alkoxy, C₁₋₁₀alkanoyl, C₁₋₁₀alkanoyloxy, N—(C₁₋₁₀alkyl)amino, N,N—(C₁₋₁₀alkyl)₂amino, N,N,N—(C₁₋₁₀alkyl)₃ ammonio, C₁₋₁₀alkanoylamino, N—(C₁₋₁₀alkyl)carbamoyl, N,N—(C₁₋₁₀alkyl)₂carbamoyl, C₁₋₁₀alkylS(O)_a wherein a is 0 to 2, N—(C₁₋₁₀alkyl)sulphamoyl, N,N—(C₁₋₁₀alkyl)₂sulphamoyl, N—(C₁₋₁₀alkyl)sulphamoylamino, N,N—(C₁₋₁₀alkyl)₂sulphamoylamino, C₁₋₁₀alkoxycarbonylamino, carbocyclyl, carbocyclylC₁₋₁₀alkyl, heterocyclyl, heterocyclylC₁₋₁₀alkyl, carbocyclyl-(C₁₋₁₀alkylene)_p-R²⁷—(C₁₋₁₀alkylene)_q- or heterocyclyl-(C₁₋₁₀alkylene)_r-R²⁸—(C₁₋₁₀alkylene)_s; wherein R¹⁴ may be optionally substituted on carbon by one or more substituents selected from R²⁹; and wherein if said heterocyclyl contains an —NH— group, that nitrogen may be optionally substituted by a group selected from R³⁰; or R¹⁴ is a group of formula (VIC):



VIC

[0421] R¹⁵ is hydrogen or C₁₋₆alkyl;

[0422] R¹⁶ is hydrogen or C₁₋₆alkyl; wherein R¹⁶ may be optionally substituted on carbon by one or more groups selected from R³¹;

[0423] n is 1-3; wherein the values of R⁷ may be the same or different;

[0424] R¹⁷, R¹⁸, R¹⁹, R²³, R²⁵, R²⁹ or R³¹ are independently selected from halo, nitro, cyano, hydroxy, amino, carbamoyl, mercapto, sulphamoyl, hydroxyaminocarbonyl, amidino, C₁₋₁₀alkyl, C₂₋₁₀alkenyl, C₂₋₁₀alkynyl, C₁₋₁₀alkoxy, C₁₋₁₀alkanoyl, C₁₋₁₀alkanoyloxy, (C₁₋₁₀alkyl)₃silyl, N—(C₁₋₁₀alkyl)amino, N,N—(C₁₋₁₀alkyl)₂amino, N,N,N—(C₁₋₁₀alkyl)₃ ammonio, C₁₋₁₀alkanoylamino, N—(C₁₋₁₀alkyl)carbamoyl, N,N—(C₁₋₁₀alkyl)₂carbamoyl, C₁₋₁₀alkylS(O)_a wherein a is 0 to 2, N—(C₁₋₁₀alkyl)sulphamoyl, N,N—(C₁₋₁₀alkyl)₂sulphamoyl, N—(C₁₋₁₀alkyl)sulphamoylamino, N,N—(C₁₋₁₀alkyl)₂sulphamoylamino, C₁₋₁₀alkoxycarbonylamino, carbocyclyl, carbocyclylC₁₋₁₀alkyl, heterocyclyl, heterocyclylC₁₋₁₀alkyl, carbocyclyl-(C₁₋₁₀alkylene)_p-R³²—(C₁₋₁₀alkylene)_q- or heterocyclyl-(C₁₋₁₀alkylene)_r-R³³—(C₁₋₁₀alkylene)_s; wherein R¹⁷, R¹⁸, R¹⁹, R²³, R²⁵, R²⁹ or R³¹ may be independently optionally substituted on carbon by one or more R³⁴; and wherein if said heterocyclyl contains an —NH— group, that nitrogen may be optionally substituted by a group selected from R³⁵;

[0425] R²¹, R²², R²⁷, R²⁸, R³² or R³³ are independently selected from —O—, —NR³⁶—, —S(O)_x—, —NR³⁶C(O)NR³⁶—, —NR³⁶C(S)NR³⁶—, —OC(O)N=C—, —NR³⁶C(O)— or —C(O)NR³⁶—; wherein R³⁶ is selected from hydrogen or C₁₋₆alkyl, and x is 0-2;

[0426] p, q, r and s are independently selected from 0-2;

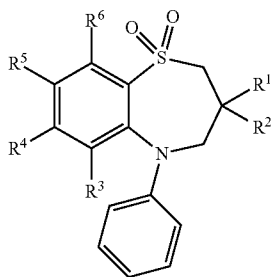
[0427] R³⁴ is selected from halo, hydroxy, cyano, carbamoyl, ureido, amino, nitro, carbamoyl, mercapto, sulphamoyl, trifluoromethyl, trifluoromethoxy, methyl, ethyl, methoxy, ethoxy, vinyl, allyl, ethynyl, formyl, acetyl, formamido, acetamino, acetoxy, methylamino, dimethylamino, N-methylcarbamoyl, N,N-dimethylcarbamoyl, methylthio, meth-

ylsulphanyl, mesyl, N-methylsulphamoyl, N,N-dimethylsulphamoyl, N-methylsulphamoylamino and N,N-dimethylsulphamoylamino;

[0428] R^{20} , R^{24} , R^{26} , R^{30} or R^{35} are independently selected from C_{1-6} alkyl, C_{1-6} alkanoyl, C_{1-6} alkylsulphonyl, C_{1-6} alkoxycarbonyl, carbamoyl, N—(C_{1-6} alkyl)carbamoyl, N,N—(C_{1-6} alkyl)carbamoyl, benzyl, benzyloxycarbonyl, benzoyl and phenylsulphonyl;

or a pharmaceutically acceptable salt, solvate or solvate of such a salt, or an in vivo hydrolysable ester formed on an available carboxy or hydroxy thereof, or an in vivo hydrolysable amide formed on an available carboxy thereof.

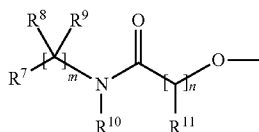
[0429] In some embodiments, a compound of Formula VI has the structure of Formula VID:



VID

wherein:

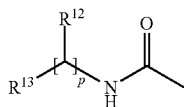
[0430] R^1 and R^2 are independently selected from C_{1-6} alkyl; one of R^4 and R^5 is a group of formula (VIE):



VIE

[0431] R^3 and R^6 and the other of R^4 and R^5 are independently selected from hydrogen, halo, nitro, cyano, hydroxy, amino, carboxy, carbamoyl, mercapto, sulphamoyl, C_{1-4} alkyl, C_{2-4} alkenyl, C_{2-4} alkynyl, C_{1-4} alkoxy, C_{1-4} alkanoyl, C_{1-4} alkanoyloxy, N—(C_{1-4} alkyl)amino, N,N—(C_{1-4} alkyl)₂amino, C_{1-4} alkanoylamino, N—(C_{1-4} alkyl)carbamoyl, N,N—(C_{1-4} alkyl)₂carbamoyl, C_{1-4} alkylS(O)_a wherein a is 0 to 2, C_{1-4} alkoxycarbonyl, N—(C_{1-4} alkyl)sulphamoyl and N,N—(C_{1-4} alkyl)₂sulphamoyl; wherein R^3 and R^6 and the other of R^4 and R^5 may be optionally substituted on carbon by one or more R^{14} ;

[0432] R^7 is carboxy, sulphy, sulphino, phosphono, —P(O)(OR^a)(OR^b), P(O)(OH)(OR^a), —P(O)(OH)(R^a) or P(O)(OR^a)(R^b), wherein R^a and R^b are independently selected from C_{1-6} alkyl; or R^7 is a group of formula (VIF):



VIF

[0433] R^8 and R^9 are independently hydrogen, C_{1-4} alkyl or a saturated cyclic group, or R^8 and R^9 together form C_{2-6} alkylene; wherein R^8 and R^9 or R^8 and R^9 together may be independently optionally substituted on carbon by one or more substituents selected from R^{15} ; and wherein if said saturated cyclic group contains an —NH— moiety, that nitrogen may be optionally substituted by one or more R^{20} ;

[0434] R^{10} is hydrogen or C_{1-4} alkyl; wherein R^{10} is optionally substituted on carbon by one or more substituents selected from R^{24} ;

[0435] R^{11} is hydrogen, C^{1-4} alkyl, carbocyclyl or heterocyclyl; wherein R^{11} is optionally substituted on carbon by one or more substituents selected from R^{16} ; and wherein if said heterocyclyl contains an —NH— moiety, that nitrogen may be optionally substituted by one or more R^{21} ;

[0436] R^{12} is hydrogen or C_{1-4} alkyl, carbocyclyl or heterocyclyl; wherein R^{12} is optionally substituted on carbon by one or more substituents selected from R^{17} ; and wherein if said heterocyclyl contains an —NH— moiety, that nitrogen may be optionally substituted by one or more R^{22} ;

[0437] R^{13} is carboxy, sulphy, sulphino, phosphono, —P(O)(OR^c)(OR^d), —P(O)(OH)(OR^c), —P(O)(OH)(R^c) or —P(O)(OR^c)(R^d) wherein R^c and R^d are independently selected from C_{1-6} alkyl;

[0438] m is 1-3; wherein the values of R^8 and R^9 may be the same or different;

[0439] n is 1-3; wherein the values of R^{11} may be the same or different;

[0440] p is 1-3; wherein the values of R^{12} may be the same or different;

[0441] R^{14} and R^{16} are independently selected from halo, nitro, cyano, hydroxy, amino, carboxy, carbamoyl, mercapto, sulphamoyl, C_{1-4} alkyl, C_{2-4} alkenyl, C_{2-4} alkynyl, C_{1-4} alkoxy, C_{1-4} alkanoyl, C_{1-4} alkanoyloxy, N—(C_{1-4} alkyl)amino, N,N—(C_{1-4} alkyl)₂amino, C_{1-4} alkanoylamino, N—(C_{1-4} alkyl)carbamoyl, N,N—(C_{1-4} alkyl)₂carbamoyl, C_{1-4} alkylS(O)_a wherein a is 0 to 2, C_{1-4} alkoxycarbonyl, N—(C_{1-4} alkyl)sulphamoyl and N,N—(C_{1-4} alkyl)₂sulphamoyl; wherein R^{14} and R^{16} may be independently optionally substituted on carbon by one or more R^{18} ;

[0442] R^{15} and R^{17} are independently selected from halo, nitro, cyano, hydroxy, amino, carboxy, carbamoyl, mercapto, sulphamoyl, C_{1-4} alkyl, C_{2-4} alkenyl, C_{2-4} alkynyl, C_{1-4} alkoxy, C_{1-4} alkanoyl, C_{1-4} alkanoyloxy, N—(C_{1-4} alkyl)amino, N,N—(C_{1-4} alkyl)₂amino, C_{1-4} alkanoylamino, N—(C_{1-4} alkyl)carbamoyl, N,N—(C_{1-4} alkyl)₂carbamoyl, C_{1-4} alkylS(O)_a wherein a is 0 to 2, C_{1-4} alkoxycarbonyl, N—(C_{1-4} alkyl)sulphamoyl and N,N—(C_{1-4} alkyl)₂sulphamoyl, carbocyclyl, heterocyclyl, sulphy, sulphino, amidino, phosphono, —P(O)(OR^e)(OR^f), —P(O)(OH)(OR^e), —P(O)(OH)(R^e) or —P(O)(OR^e)(R^f), wherein R^e and R^f are independently selected from C_{1-6} alkyl; wherein R^{15} and R^{17} may be independently optionally substituted on carbon by one or more R^{19} ; and wherein if said heterocyclyl contains an —NH— moiety, that nitrogen may be optionally substituted by one or more R^{23} ;

[0443] R^{18} , R^{19} and R^{25} are independently selected from halo, hydroxy, cyano, carbamoyl, ureido amino nitro, carboxy, carbamoyl, mercapto, sulphamoyl, trifluoromethyl, trifluoromethoxy, methyl, ethyl, methoxy, ethoxy, vinyl, allyl, ethynyl, methoxycarbonyl, formyl, acetyl, formamido, acetyl amino, acetoxymethyl, dimethylamino, N-methylcarbamoyl, N,N-dimethylcarbamoyl, methylthio, methylsulphanyl, mesyl, N-methylsulphamoyl and N,N-dimethylsulphamoyl;

[0444] R^{20} , R^{21} , R^{22} , R^{23} and R^{26} are independently C_{1-4} alkyl, C_{1-4} alkanoyl, C_{1-4} alkylsulphonyl, sulphamoyl, $N-(C_{1-4}alkyl)sulphamoyl$, $N,N-(C_{1-4}alkyl)_2sulphamoyl$, $C_{1-4}alkoxycarbonyl$, carbamoyl, $N-(C_{1-4}alkyl)carbamoyl$, $N,N-(C_{1-4}alkyl)_2carbamoyl$, benzyl, phenethyl, benzoyl, phenylsulphonyl and phenyl;

[0445] R^{24} is selected from halo, nitro, cyano, hydroxy, amino, carboxy, carbamoyl, mercapto, sulphamoyl, $C_{1-4}alkyl$, $C_{2-4}alkenyl$, $C_{2-4}alkynyl$, $C_{1-4}alkoxy$, $C_{1-4}alkanoyl$, $C_{1-4}alkanoyloxy$, $N-(C_{1-4}alkyl)amino$, $N,N-(C_{1-4}alkyl)_2amino$, $C_{1-4}alkanoylamino$, $N-(C_{1-4}alkyl)carbamoyl$, $N,N-(C_{1-4}alkyl)_2carbamoyl$, $C_{1-4}alkylS(O)_a$ wherein a is 0 to 2, $C_{1-4}alkoxycarbonyl$, $N-(C_{1-4}alkyl)sulphamoyl$ and $N,N-(C_{1-4}alkyl)_2sulphamoyl$, carbocyclyl, heterocyclyl; wherein R^{24} may be independently optionally substituted on carbon by one or more R^{25} ; and wherein if said heterocyclyl contains an $-NH-$ moiety, that nitrogen may be optionally substituted by one or more R^{26} ;

[0446] wherein any saturated cyclic group is a totally or partially saturated, mono or bicyclic ring containing 3-12 atoms of which 0-4 atoms are chosen from nitrogen, sulphur or oxygen, which may be carbon or nitrogen linked;

[0447] wherein any heterocyclyl is a saturated, partially saturated or unsaturated, mono or bicyclic ring containing 3-12 atoms of which at least one atom is chosen from nitrogen, sulphur or oxygen, which may be carbon or nitrogen linked, wherein a $-CH_2-$ group can optionally be replaced by a $-C(O)-$ or a ring sulphur atom may be optionally oxidised to form the S-oxides; and

[0448] wherein any carbocyclyl is a saturated, partially saturated or unsaturated, mono or bicyclic carbon ring that contains 3-12 atoms, wherein a $-CH_2-$ group can optionally be replaced by a $-C(O)-$;

[0449] or a pharmaceutically acceptable salt thereof.

[0450] In some embodiments, a compound of Formula IV is 1,1-dioxo-3,3-dibutyl-5-phenyl-7-methylthio-8-($N-\{(R)-1'-phenyl-1'-[N'-(carboxymethyl)carbamoyl]methyl\}carbamoylmethoxy$)-2,3,4,5-tetrahydro-1,5-benzothiazepine; 1,1-dioxo-3,3-dibutyl-5-phenyl-7-methylthio-8-($N-\{(R)-\alpha-[N'-(S)-1-carboxypropyl]carbamoyl\}-4-hydroxybenzyl\}carbamoylmethoxy$)-2,3,4,5-tetrahydro-1,5-benzothiazepine; 1,1-dioxo-3,3-dibutyl-5-phenyl-7-methylthio-8-($N-\{(R)-1'-phenyl-1'-[N'-(carboxymethyl)carbamoyl]methyl\}carbamoylmethoxy$)-2,3,4,5-tetrahydro-1,5-benzothiazepine; 1,1-dioxo-3,3-dibutyl-5-phenyl-7-methylthio-8-($N-\{(R)-\alpha-[N'-(S)-1-carboxyethyl]carbamoyl\}benzyl\}carbamoylmethoxy$)-2,3,4,5-tetrahydro-1,5-benzothiazepine; or a salt thereof.

[0451] In some embodiments, any compound described herein is covalently conjugated to a bile acid using any suitable method. In some embodiments, compounds described herein are covalently bonded to a cyclodextrin or a biodegradable polymer (e.g., a polysaccharide).

[0452] In certain embodiments compounds described herein are not systemically absorbed. Moreover, provided herein are compounds that inhibit bile salt recycling in the gastrointestinal tract of an individual. In some embodiments, compounds described herein, may not be transported from the gut lumen and/or do not interact with ASBT. In some embodiments, compounds described herein, do not affect, or minimally affect, fat digestion and/or absorption. In certain embodiments, the administration of a therapeutically effective amount of any compound described herein does not result in gastrointestinal disturbance or lactic acidosis in an indi-

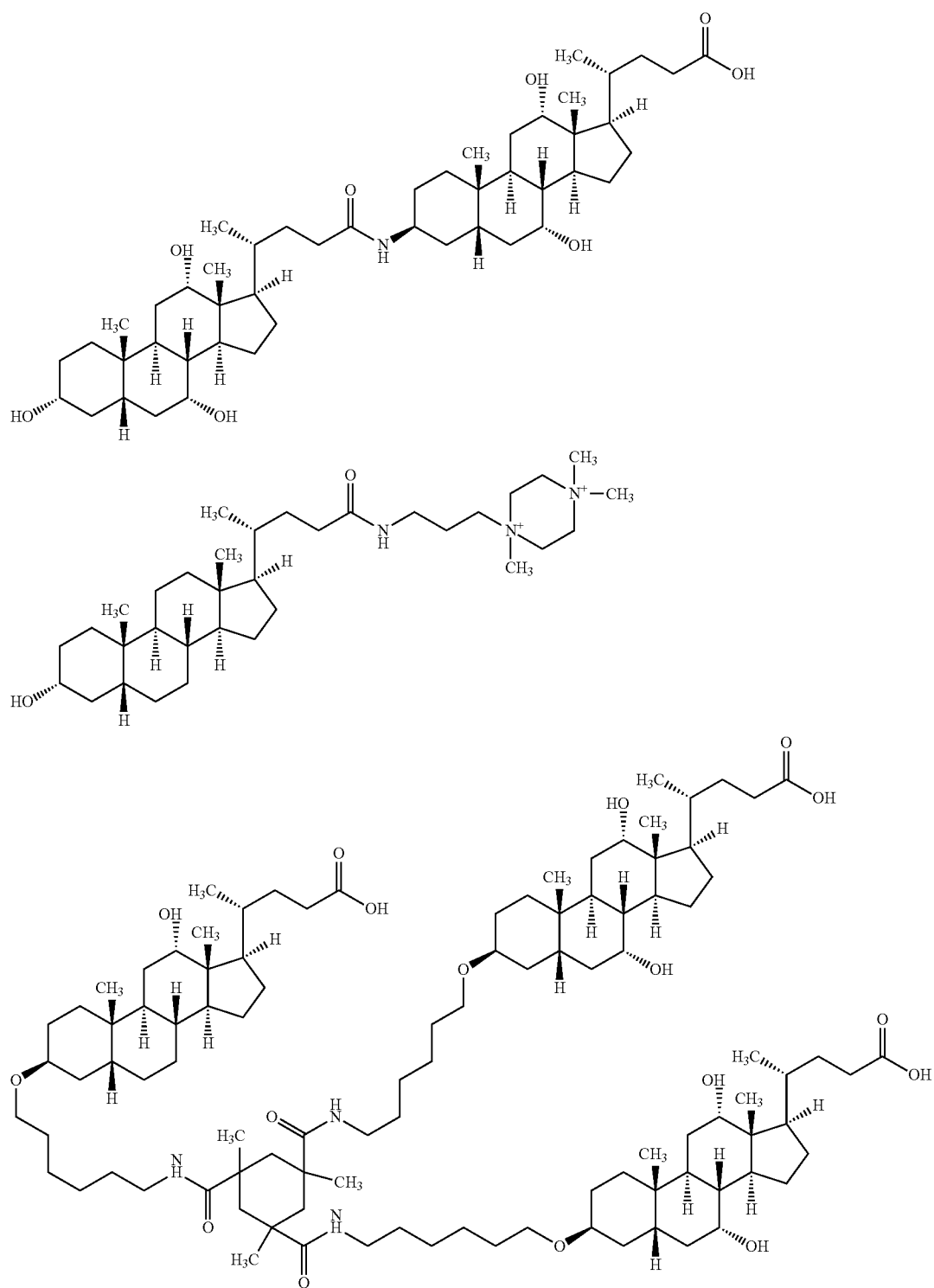
vidual. In certain embodiments, compounds described herein are administered orally. In some embodiments, an ASBTI is released in the distal ileum. An ASBTI compatible with the methods described herein may be a direct inhibitor, an allosteric inhibitor, or a partial inhibitor of the Apical Sodium-dependent Bile acid Transporter.

[0453] In certain embodiments, compounds that inhibit ASBT or any recuperative bile acid transporters are compounds that are described in EP1810689, U.S. Pat. Nos. 6,458,851, 7,413,536, 7,514,421, US Appl. Publication Nos. 2002/0147184, 2003/0119809, 2003/0149010, 2004/0014806, 2004/0092500, 2004/0180861, 2004/0180860, 2005/0031651, 2006/0069080, 2006/0199797, 2006/0241121, 2007/0065428, 2007/0066644, 2007/0161578, 2007/0197628, 2007/0203183, 2007/0254952, 2008/0070888, 2008/0070892, 2008/0070889, 2008/0070984, 2008/0089858, 2008/0096921, 2008/0161400, 2008/0167356, 2008/0194598, 2008/0255202, 2008/0261990, WO 2002/50027, WO2005/046797, WO2006/017257, WO2006/105913, WO2006/105912, WO2006/116499, WO2006/117076, WO2006/121861, WO2006/122186, WO2006/124713, WO2007/050628, WO2007/101531, WO2007/134862, WO2007/140934, WO2007/140894, WO2008/028590, WO2008/033431, WO2008/033464, WO2008/031501, WO2008/031500, WO2008/033465, WO2008/034534, WO2008/039829, WO2008/064788, WO2008/064789, WO2008/088836, WO2008/104306, WO2008/124505, and WO2008/130616; the compounds described therein that inhibit recuperative bile acid transport are hereby incorporated herein by reference.

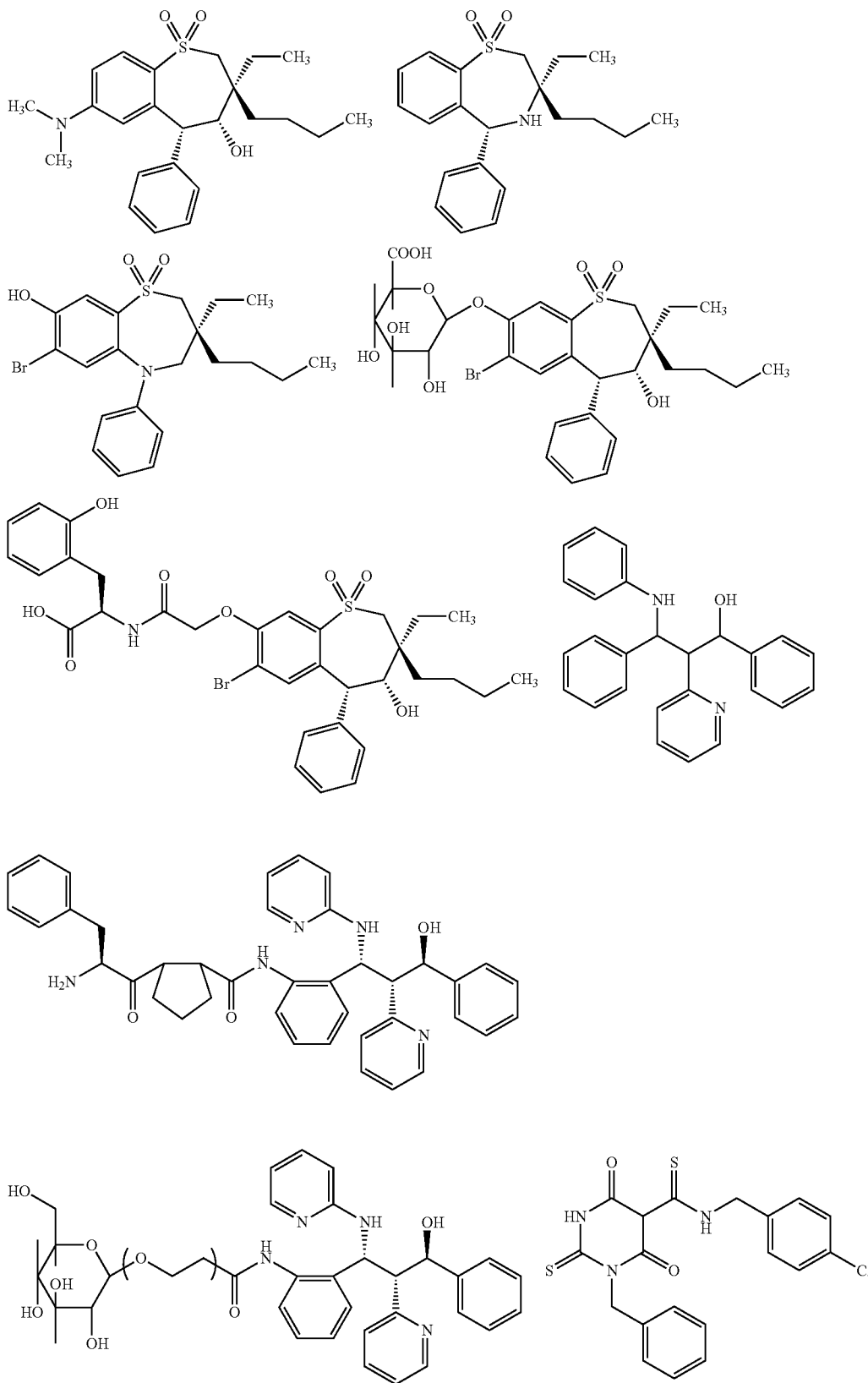
[0454] In certain embodiments, compounds that inhibit ASBT or any recuperative bile acid transporters are compounds described in WO93/16055, WO94/18183, WO94/18184, WO96/05188, WO96/08484, WO96/16051, WO97/33882, WO98/38182, WO99/35135, WO98/40375, WO99/64409, WO99/64410, WO00/01687, WO00/47568, WO00/61568, DE 19825804, WO00/38725, WO00/38726, WO00/38727 (including those compounds with a 2,3,4,5-tetrahydro-1-benzothiepine 1,1-dioxide structure), WO00/38728, WO01/66533, WO02/50051, EP0864582 (e.g. (3R,5R)-3-butyl-3-ethyl-1,1-dioxido-5-Phenyl-2,3,4,5-tetrahydro-1,4-benzo-thiazepin-8-yl (β -D-glucopyranosiduronic acid, WO94/24087, WO98/07749, WO98/56757, WO99/32478, WO99/35135, WO00/20392, WO00/20393, WO00/20410, WO00/20437, WO01/34570, WO00/35889, WO01/68637, WO01/68096, WO02/08211, WO03/020710, WO03/022825, WO03/022830, WO03/022861, JP10072371, U.S. Pat. Nos. 5,910,494; 5,723,458; 5,817,652; 5,663,165; 5,998,400; 6,465,451, 5,994,391; 6,107,494; 6,387,924; 6,784,201; 6,875,877; 6,740,663; 6,852,753; 5,070,103, 6,114,322, 6,020,330, 7,179,792, EP251315, EP417725, EP489-423, EP549967, EP573848, EP624593, EP624594, EP624595, EP869121, EP1070703, WO04/005247, compounds disclosed as having IBAT activity in Drugs of the Future, 24, 425-430 (1999), Journal of Medicinal Chemistry, 48, 5837-5852, (2005) and Current Medicinal Chemistry, 13, 997-1016, (2006); the compounds described therein that inhibit recuperative bile acid transport are hereby incorporated herein by reference.

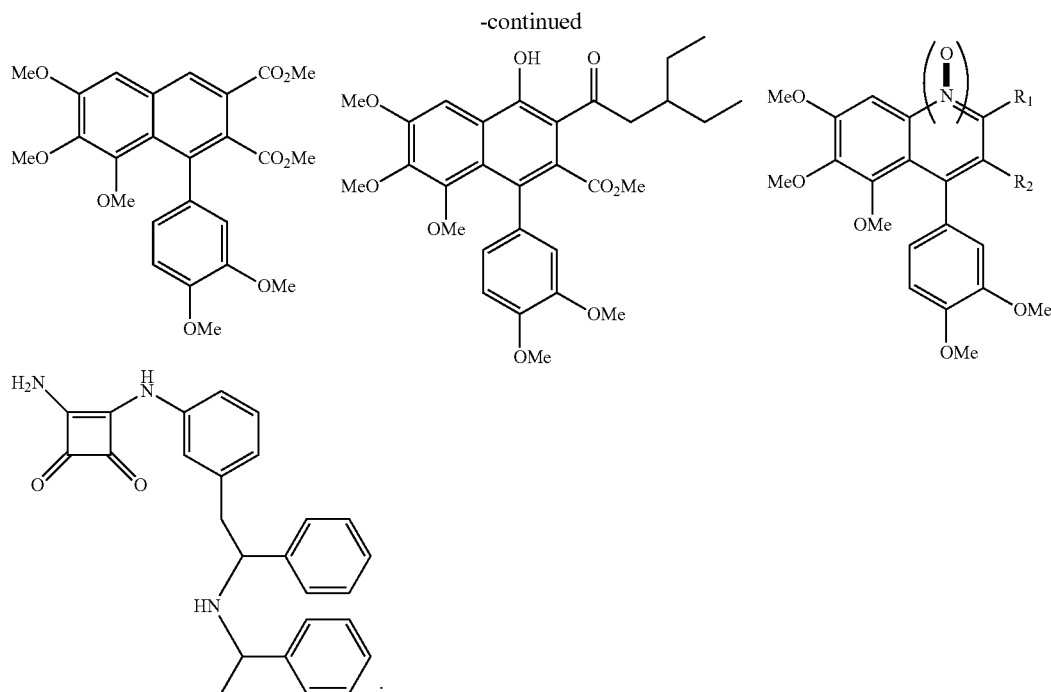
[0455] In some embodiments, compounds that inhibit ASBT or any recuperative bile acid transporter are benzothiepines, benzothiazepines (including 1,2-benzothiazepines; 1,4-benzothiazepines; 1,5-benzothiazepines; and/or 1,2,5-benzothiadiazepines). In some embodiments, compounds that inhibit ASBT or any recuperative bile acid transporter

ethyl-2,3,4,5-tetrahydro-5-phenyl-1,4-benzothiazepine 1,1-dioxide); BARI-1741 (Aventis SA), AZD 7508 (Astra Zeneca); barixibat (11-(D-gluconamido)-N-{2-[(1S,2R,3S)-3-hydroxy-3-phenyl-2-(2-pyridyl)-1-(2-pyridylamino)propyl]phenyl}undecanamide) or the like, or combinations thereof. In some embodiments, an ASBTI is:



-continued





[0456] In certain embodiments, compounds described herein have one or more chiral centers. As such, all stereoisomers are envisioned herein. In various embodiments, compounds described herein are present in optically active or racemic forms. It is to be understood that the compounds of the present invention encompasses racemic, optically-active, regioisomeric and stereoisomeric forms, or combinations thereof that possess the therapeutically useful properties described herein. Preparation of optically active forms is achieved in any suitable manner, including by way of non-limiting example, by resolution of the racemic form by recrystallization techniques, by synthesis from optically-active starting materials, by chiral synthesis, or by chromatographic separation using a chiral stationary phase. In some embodiments, mixtures of one or more isomer is utilized as the therapeutic compound described herein. In certain embodiments, compounds described herein contains one or more chiral centers. These compounds are prepared by any means, including enantioselective synthesis and/or separation of a mixture of enantiomers and/or diastereomers. Resolution of compounds and isomers thereof is achieved by any means including, by way of non-limiting example, chemical processes, enzymatic processes, fractional crystallization, distillation, chromatography, and the like.

[0457] The compounds described herein, and other related compounds having different substituents are synthesized using techniques and materials described herein and as described, for example, in Fieser and Fieser's Reagents for Organic Synthesis, Volumes 1-17 (John Wiley and Sons, 1991); Rodd's Chemistry of Carbon Compounds, Volumes 1-5 and Supplementals (Elsevier Science Publishers, 1989); Organic Reactions, Volumes 1-40 (John Wiley and Sons, 1991), Larock's Comprehensive Organic Transformations (VCH Publishers Inc., 1989), March, ADVANCED ORGANIC CHEMISTRY 4th Ed., (Wiley 1992); Carey and Sundberg, ADVANCED ORGANIC CHEMISTRY 4th Ed., Vols. A and B (Plenum

2000, 2001), and Green and Wuts, PROTECTIVE GROUPS IN ORGANIC SYNTHESIS 3rd Ed., (Wiley 1999) (all of which are incorporated by reference for such disclosure). General methods for the preparation of compound as described herein are modified by the use of appropriate reagents and conditions, for the introduction of the various moieties found in the formulae as provided herein. As a guide the following synthetic methods are utilized.

Formation of Covalent Linkages by Reaction of an Electrophile with a Nucleophile

[0458] The compounds described herein are modified using various electrophiles and/or nucleophiles to form new functional groups or substituents. Table A entitled "Examples of Covalent Linkages and Precursors Thereof" lists selected non-limiting examples of covalent linkages and precursor functional groups which yield the covalent linkages. Table A is used as guidance toward the variety of electrophiles and nucleophiles combinations available that provide covalent linkages. Precursor functional groups are shown as electrophilic groups and nucleophilic groups.

TABLE A

Examples of Covalent Linkages and Precursors Thereof		
Covalent Linkage Product	Electrophile	Nucleophile
Carboxamides	Activated esters	amines/anilines
Carboxamides	acyl azides	amines/anilines
Carboxamides	acyl halides	amines/anilines
Esters	acyl halides	alcohols/phenols
Esters	acyl nitriles	alcohols/phenols
Carboxamides	acyl nitriles	amines/anilines
Imines	Aldehydes	amines/anilines
Hydrazones	aldehydes or ketones	Hydrazines
Oximes	aldehydes or ketones	Hydroxylamines
Alkyl amines	alkyl halides	amines/anilines
Esters	alkyl halides	carboxylic acids

TABLE A-continued

Examples of Covalent Linkages and Precursors Thereof		
Covalent Linkage Product	Electrophile	Nucleophile
Thioethers	alkyl halides	Thiols
Ethers	alkyl halides	alcohols/phenols
Thioethers	alkyl sulfonates	Thiols
Esters	alkyl sulfonates	carboxylic acids
Ethers	alkyl sulfonates	alcohols/phenols
Esters	Anhydrides	alcohols/phenols
Carboxamides	Anhydrides	amines/anilines
Thiophenols	aryl halides	Thiols
Aryl amines	aryl halides	Amines
Thioethers	Azidines	Thiols
Boronate esters	Boronates	Glycols
Carboxamides	carboxylic acids	amines/anilines
Esters	carboxylic acids	Alcohols
hydrazines	Hydrazides	carboxylic acids
N-acylureas or Anhydrides	carbodiimides	carboxylic acids
Esters	diazoalkanes	carboxylic acids
Thioethers	Epoxides	Thiols
Thioethers	haloacetamides	Thiols
Ammotriazines	halotriazines	amines/anilines
Triazinyl ethers	halotriazines	alcohols/phenols
Amidines	imido esters	amines/anilines
Ureas	Isocyanates	amines/anilines
Urethanes	Isocyanates	alcohols/phenols
Thioureas	isothiocyanates	amines/anilines
Thioethers	Maleimides	Thiols
Phosphite esters	phosphoramidites	Alcohols
Silyl ethers	silyl halides	Alcohols
Alkyl amines	sulfonate esters	amines/anilines
Thioethers	sulfonate esters	Thiols
Esters	sulfonate esters	carboxylic acids
Ethers	sulfonate esters	Alcohols
Sulfonamides	sulfonyl halides	amines/anilines
Sulfonate esters	sulfonyl halides	phenols/alcohols

Use of Protecting Groups

[0459] In the reactions described, it is necessary to protect reactive functional groups, for example hydroxy, amino, imino, thio or carboxy groups, where these are desired in the final product, in order to avoid their unwanted participation in reactions. Protecting groups are used to block some or all of the reactive moieties and prevent such groups from participating in chemical reactions until the protective group is removed. In some embodiments it is contemplated that each protective group be removable by a different means. Protective groups that are cleaved under totally disparate reaction conditions fulfill the requirement of differential removal.

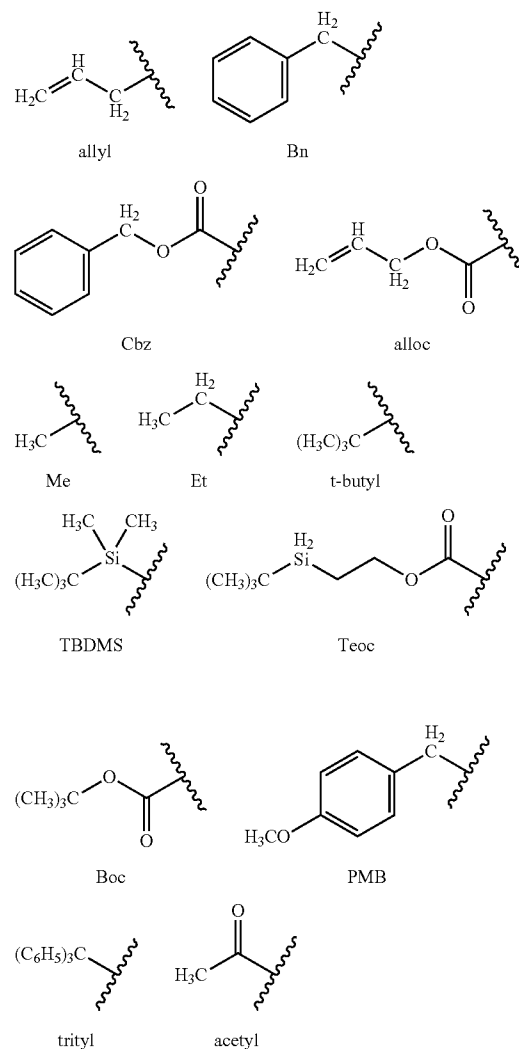
[0460] In some embodiments, protective groups are removed by acid, base, reducing conditions (such as, for example, hydrogenolysis), and/or oxidative conditions. Groups such as trityl, dimethoxytrityl, acetal and t-butyldimethylsilyl are acid labile and are used to protect carboxy and hydroxy reactive moieties in the presence of amino groups protected with Cbz groups, which are removable by hydrogenolysis, and Fmoc groups, which are base labile. Carboxylic acid and hydroxy reactive moieties are blocked with base labile groups such as, but not limited to, methyl, ethyl, and acetyl in the presence of amines blocked with acid labile groups such as t-butyl carbamate or with carbamates that are both acid and base stable but hydrolytically removable.

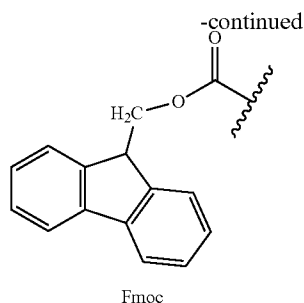
[0461] In some embodiments carboxylic acid and hydroxy reactive moieties are blocked with hydrolytically removable protective groups such as the benzyl group, while amine groups capable of hydrogen bonding with acids are blocked with base labile groups such as Fmoc. Carboxylic acid reac-

tive moieties are protected by conversion to simple ester compounds as exemplified herein, which include conversion to alkyl esters, or are blocked with oxidatively-removable protective groups such as 2,4-dimethoxybenzyl, while co-existing amino groups are blocked with fluoride labile silyl carbamates.

[0462] Allyl blocking groups are useful in the presence of acid- and base-protecting groups since the former are stable and are subsequently removed by metal or pi-acid catalysts. For example, an allyl-blocked carboxylic acid is deprotected with a Pd⁰-catalyzed reaction in the presence of acid labile t-butyl carbamate or base-labile acetate amine protecting groups. Yet another form of protecting group is a resin to which a compound or intermediate is attached. As long as the residue is attached to the resin, that functional group is blocked and does not react. Once released from the resin, the functional group is available to react.

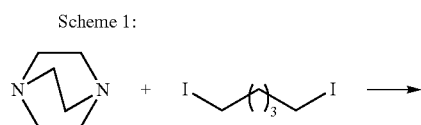
[0463] Typically blocking/protecting groups are selected from:



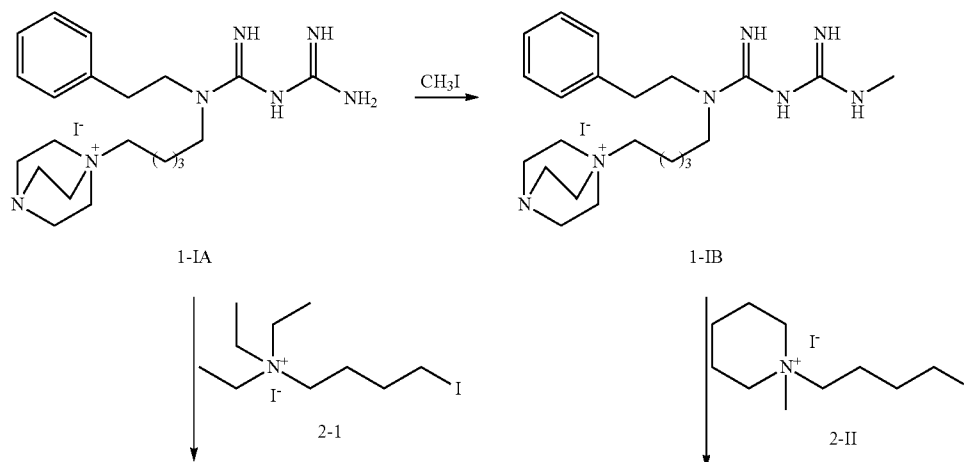


[0464] Other protecting groups, plus a detailed description of techniques applicable to the creation of protecting groups and their removal are described in Greene and Wuts, *Protective Groups in Organic Synthesis*, 3rd Ed., John Wiley & Sons, New York, N.Y., 1999, and Kocienski, *Protective Groups*, Thieme Verlag, New York, N.Y., 1994, which are incorporated herein by reference for such disclosure.

[0465] In some embodiments, ASBTIs described herein are synthesized as described in, for example, WO 96/05188, U.S. Pat. Nos. 5,994,391; 7,238,684; 6,906,058; 6,020,330; and 6,114,322. In some embodiments, ASBTIs described herein are synthesized starting from compounds that are available from commercial sources or that are prepared using procedures outlined herein. In some embodiments, compounds described herein are prepared according to the process set forth in Scheme 1:

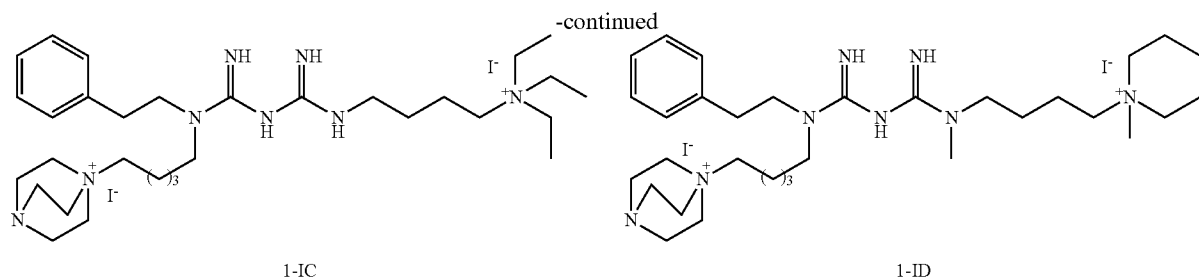


Scheme 2:



[0466] In certain embodiments, the synthesis begins with a reaction of 1,4-diazabicyclo[2.2.2]octane with 4-iodo-1-chloro butane to provide a compound of structure 1-I. Such compounds are prepared in any suitable manner, e.g., as set forth in Tremont, S. J. et. al., *J. Med. Chem.* 2005, 48, 5837-5852. The compound of structure 1-I is then subjected to a reaction with phenethylamine to provide a compound of structure 1-II. The compound of structure 1-II is then allowed to react with dicyanodiamide to provide a compound of Formula I.

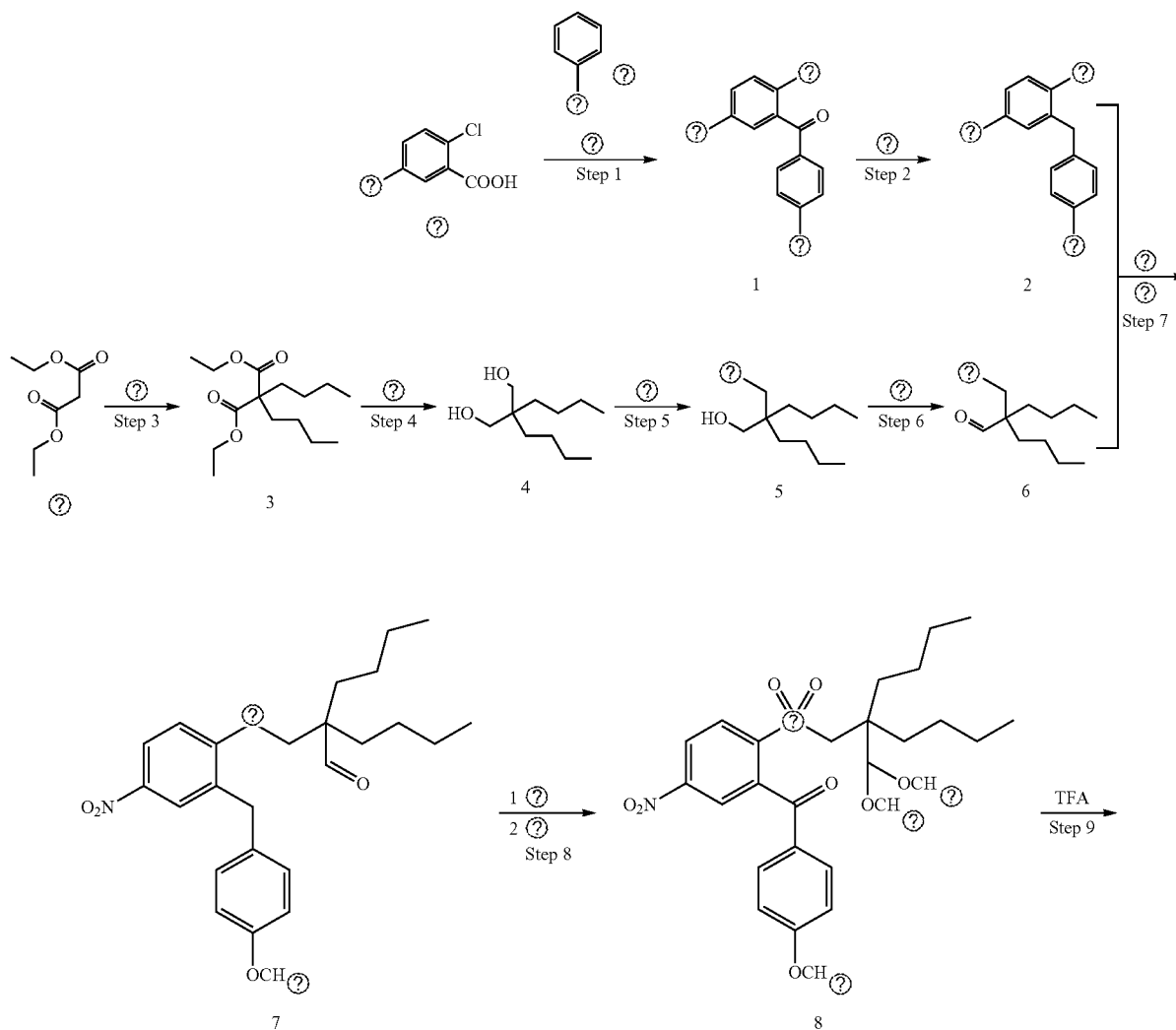
[0467] In some embodiments, a first compound of Formula III is subjected to a further reaction to provide a second compound of Formula III as shown in Scheme 2 below.



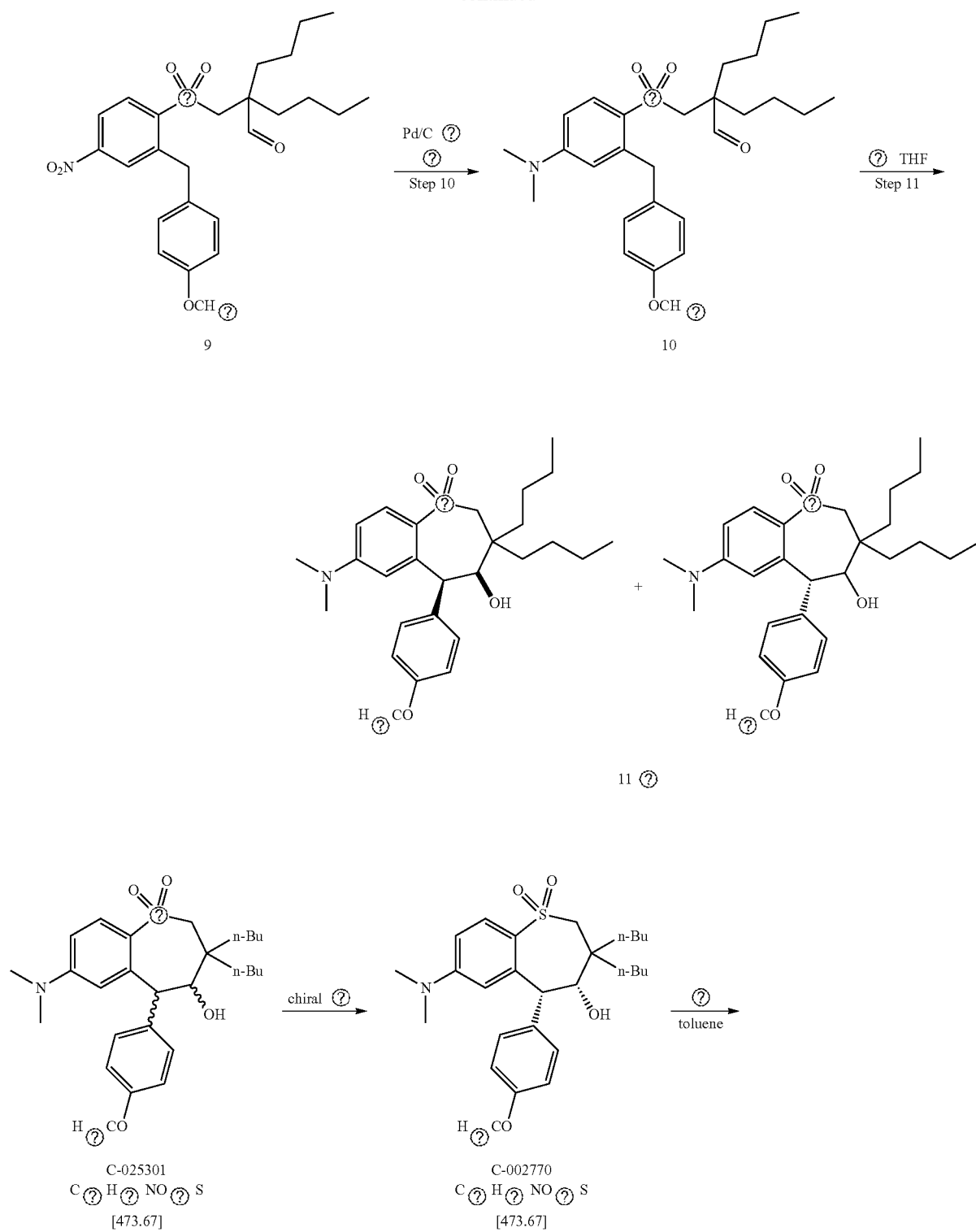
[0468] A first compound of Formula III, 1-IA, is alkylated with iodomethane to provide a second compound of Formula III, 1-IB. Alkylation of 1-IB with a compound of structure 2-II provides a further compound of Formula III, IC. In an alternative embodiment, a first compound of Formula III, 1-IA, is

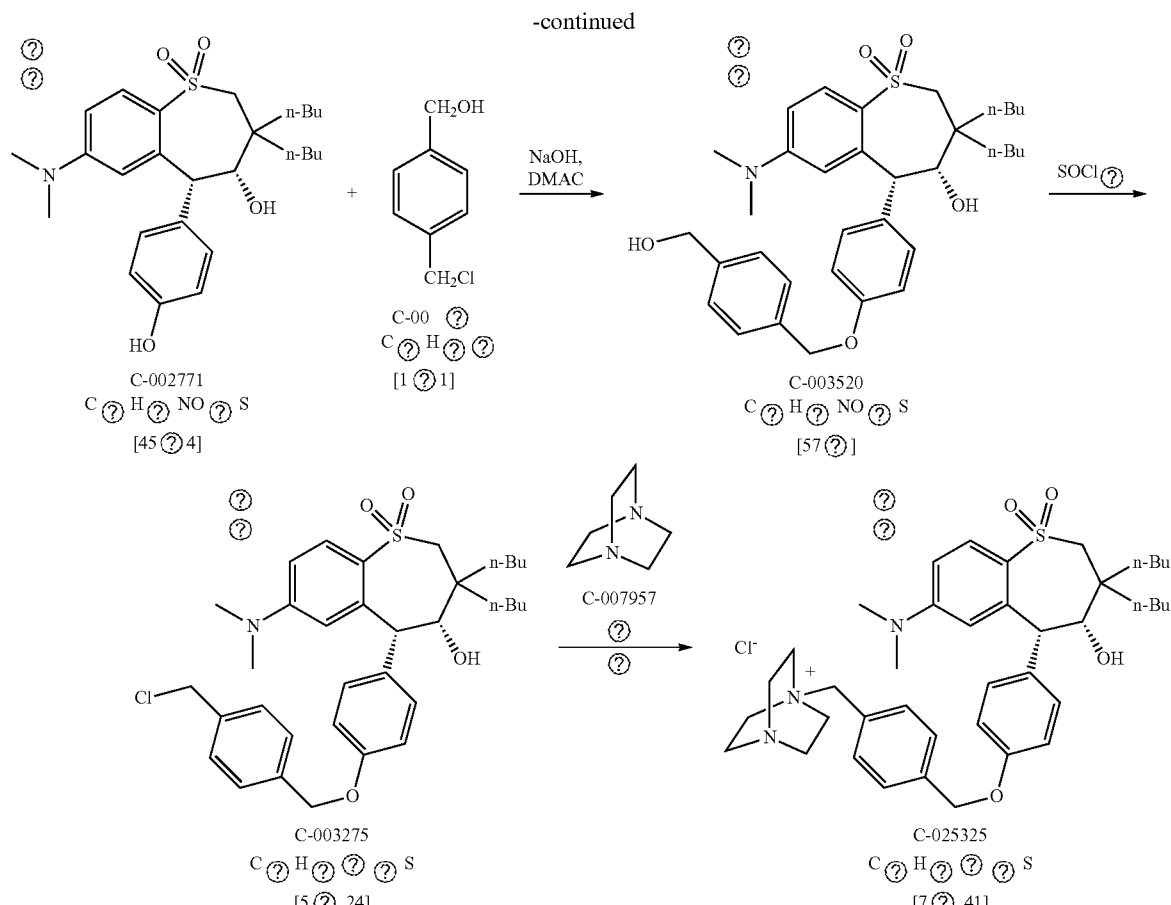
alkylated with a compound of structure 2-I to provide a second compound of Formula III, 1-IC.

[0469] In some embodiments, compounds described herein are prepared according to the process set forth in Scheme 3:



-continued





GENERAL DEFINITIONS

[0470] The term “bile acid,” as used herein, includes steroid acids (and/or the carboxylate anion thereof), and salts thereof, found in the bile of an animal (e.g., a human), including, by way of non-limiting example, cholic acid, cholate, deoxycholic acid, deoxycholate, hyodeoxycholic acid, hyodeoxycholate, glycocholic acid, glycocholate, taurocholic acid, taurocholate, chenodeoxycholic acid, ursodeoxycholic acid, ursodiol, a tauroursodeoxycholic acid, a glyoursodeoxycholic acid, a 7-B-methyl cholic acid, a methyl lithocholic acid, chenodeoxycholate, lithocholic acid, lithocolate, and the like. Taurocholic acid and/or taurocholate are referred to herein as TCA. Any reference to a bile acid used herein includes reference to a bile acid, one and only one bile acid, one or more bile acids, or to at least one bile acid. Therefore, the terms “bile acid,” “bile salt,” “bile acid/salt,” “bile acids,” “bile salts,” and “bile acids/salts” are, unless otherwise indicated, utilized interchangeably herein. Any reference to a bile acid used herein includes reference to a bile acid or a salt thereof. Furthermore, pharmaceutically acceptable bile acid esters are optionally utilized as the “bile acids” described herein, e.g., bile acids/salts conjugated to an amino acid (e.g., glycine or taurine). Other bile acid esters include, e.g., substituted or unsubstituted alkyl ester, substituted or unsubstituted heteroalkyl esters, substituted or unsubstituted aryl esters, substituted or unsubstituted heteroaryl esters, or the like. For example, the term “bile acid” includes cholic acid

conjugated with either glycine or taurine: glycocholate and taurocholate, respectively (and salts thereof). Any reference to a bile acid used herein includes reference to an identical compound naturally or synthetically prepared. Furthermore, it is to be understood that any singular reference to a component (bile acid or otherwise) used herein includes reference to one and only one, one or more, or at least one of such components. Similarly, any plural reference to a component used herein includes reference to one and only one, one or more, or at least one of such components, unless otherwise noted.

[0471] The term “subject,” “patient” or “individual” are used interchangeably herein and refer to mammals and non-mammals, e.g., suffering from a disorder described herein. Examples of mammals include, but are not limited to, any member of the mammalian class: humans, non-human primates such as chimpanzees, and other apes and monkey species; farm animals such as cattle, horses, sheep, goats, swine; domestic animals such as rabbits, dogs, and cats; laboratory animals including rodents, such as rats, mice and guinea pigs, and the like. Examples of non-mammals include, but are not limited to, birds, fish and the like. In one embodiment of the methods and compositions provided herein, the mammal is a human.

[0472] The term “about,” as used herein, includes any value that is within 10% of the described value.

[0473] The term “between,” as used herein, is inclusive of the lower and upper number of the range.

[0474] The term “colon,” as used herein, includes the cecum, ascending colon, hepatic flexure, splenic flexure, descending colon, and sigmoid.

[0475] The term “composition,” as used herein includes the disclosure of both a composition and a composition administered in a method as described herein. Furthermore, in some embodiments, the composition of the present invention is or comprises a “formulation,” an oral dosage form or a rectal dosage form as described herein.

[0476] The terms “treat,” “treating” or “treatment,” and other grammatical equivalents as used herein, include alleviating, inhibiting or reducing symptoms, reducing or inhibiting severity of, reducing incidence of, reducing or inhibiting recurrence of, delaying onset of, delaying recurrence of, abating or ameliorating a disease or condition symptoms, ameliorating the underlying causes of symptoms, inhibiting the disease or condition, e.g., arresting the development of the disease or condition, relieving the disease or condition, causing regression of the disease or condition, relieving a condition caused by the disease or condition, or stopping the symptoms of the disease or condition. The terms further include achieving a therapeutic benefit. By therapeutic benefit is meant eradication or amelioration of the underlying disorder being treated, and/or the eradication or amelioration of one or more of the physiological symptoms associated with the underlying disorder such that an improvement is observed in the patient.

[0477] The terms “prevent,” “preventing” or “prevention,” and other grammatical equivalents as used herein, include preventing additional symptoms, preventing the underlying causes of symptoms, inhibiting the disease or condition, e.g., arresting the development of the disease or condition and are intended to include prophylaxis. The terms further include achieving a prophylactic benefit. For prophylactic benefit, the compositions are optionally administered to a patient at risk of developing a particular disease, to a patient reporting one or more of the physiological symptoms of a disease, or to a patient at risk of reoccurrence of the disease.

[0478] Where combination treatments or prevention methods are contemplated, it is not intended that the agents described herein be limited by the particular nature of the combination. For example, the agents described herein are optionally administered in combination as simple mixtures as well as chemical hybrids. An example of the latter is where the agent is covalently linked to a targeting carrier or to an active pharmaceutical. Covalent binding can be accomplished in many ways, such as, though not limited to, the use of a commercially available cross-linking agent. Furthermore, combination treatments are optionally administered separately or concomitantly.

[0479] As used herein, the terms “pharmaceutical combination,” “administering an additional therapy,” “administering an additional therapeutic agent” and the like refer to a pharmaceutical therapy resulting from the mixing or combining of more than one active ingredient and includes both fixed and non-fixed combinations of the active ingredients. The term “fixed combination” means that at least one of the agents described herein, and at least one co-agent, are both administered to a patient simultaneously in the form of a single entity or dosage. The term “non-fixed combination” means that at least one of the agents described herein, and at least one co-agent, are administered to a patient as separate entities either simultaneously, concurrently or sequentially with variable intervening time limits, wherein such administration

provides effective levels of the two or more agents in the body of the patient. In some instances, the co-agent is administered once or for a period of time, after which the agent is administered once or over a period of time. In other instances, the co-agent is administered for a period of time, after which, a therapy involving the administration of both the co-agent and the agent are administered. In still other embodiments, the agent is administered once or over a period of time, after which, the co-agent is administered once or over a period of time. These also apply to cocktail therapies, e.g. the administration of three or more active ingredients.

[0480] As used herein, the terms “co-administration,” “administered in combination with” and their grammatical equivalents are meant to encompass administration of the selected therapeutic agents to a single patient, and are intended to include treatment regimens in which the agents are administered by the same or different route of administration or at the same or different times. In some embodiments the agents described herein will be co-administered with other agents. These terms encompass administration of two or more agents to an animal so that both agents and/or their metabolites are present in the animal at the same time. They include simultaneous administration in separate compositions, administration at different times in separate compositions, and/or administration in a composition in which both agents are present. Thus, in some embodiments, the agents described herein and the other agent(s) are administered in a single composition. In some embodiments, the agents described herein and the other agent(s) are admixed in the composition.

[0481] The terms “effective amount” or “therapeutically effective amount” as used herein, refer to a sufficient amount of at least one agent being administered which achieve a desired result, e.g., to relieve to some extent one or more symptoms of a disease or condition being treated. In certain instances, the result is a reduction and/or alleviation of the signs, symptoms, or causes of a disease, or any other desired alteration of a biological system. In certain instances, an “effective amount” for therapeutic uses is the amount of the composition comprising an agent as set forth herein required to provide a clinically significant decrease in a disease. An appropriate “effective” amount in any individual case is determined using any suitable technique, such as a dose escalation study.

[0482] The terms “administer,” “administering,” “administration,” and the like, as used herein, refer to the methods that may be used to enable delivery of agents or compositions to the desired site of biological action. These methods include, but are not limited to oral routes, intraduodenal routes, parenteral injection (including intravenous, subcutaneous, intraperitoneal, intramuscular, intravascular or infusion), topical and rectal administration. Administration techniques that are optionally employed with the agents and methods described herein are found in sources e.g., Goodman and Gilman, *The Pharmacological Basis of Therapeutics*, current ed.; Pergamon; and Remington’s, *Pharmaceutical Sciences* (current edition), Mack Publishing Co., Easton, Pa. In certain embodiments, the agents and compositions described herein are administered orally.

[0483] The term “pharmaceutically acceptable” as used herein, refers to a material that does not abrogate the biological activity or properties of the agents described herein, and is relatively nontoxic (i.e., the toxicity of the material significantly outweighs the benefit of the material). In some

instances, a pharmaceutically acceptable material may be administered to an individual without causing significant undesirable biological effects or significantly interacting in a deleterious manner with any of the components of the composition in which it is contained.

[0484] The term “carrier” as used herein, refers to relatively nontoxic chemical agents that, in certain instances, facilitate the incorporation of an agent into cells or tissues.

[0485] The term “non-systemic” or “minimally absorbed” as used herein refers to low systemic bioavailability and/or absorption of an administered compound. In some instances a non-systemic compound is a compound that is substantially not absorbed systemically. In some embodiments, ASBTI compositions described herein deliver the ASBTI to the distal ileum, colon, and/or rectum and not systemically (e.g., a substantial portion of the ASBTI is not systemically absorbed. In some embodiments, the systemic absorption of a non-systemic compound is <0.1%, <0.3%, <0.5%, <0.6%, <0.7%, <0.8%, <0.9%, <1%, <1.5%, <2%, <3%, or <5% of the administered dose (wt. % or mol %). In some embodiments, the systemic absorption of a non-systemic compound is <10% of the administered dose. In some embodiments, the systemic absorption of a non-systemic compound is <15% of the administered dose. In some embodiments, the systemic absorption of a non-systemic compound is <25% of the administered dose. In an alternative approach, a non-systemic ASBTI is a compound that has lower systemic bioavailability relative to the systemic bioavailability of a systemic ASBTI (e.g., compound 100A, 100C). In some embodiments, the bioavailability of a non-systemic ASBTI described herein is <30%, <40%, <50%, <60%, or <70% of the bioavailability of a systemic ASBTI (e.g., compound 100A, 100C).

[0486] In another alternative approach, the compositions described herein are formulated to deliver <10% of the administered dose of the ASBTI systemically. In some embodiments, the compositions described herein are formulated to deliver <20% of the administered dose of the ASBTI systemically. In some embodiments, the compositions described herein are formulated to deliver <30% of the administered dose of the ASBTI systemically. In some embodiments, the compositions described herein are formulated to deliver <40% of the administered dose of the ASBTI systemically. In some embodiments, the compositions described herein are formulated to deliver <50% of the administered dose of the ASBTI systemically. In some embodiments, the compositions described herein are formulated to deliver <60% of the administered dose of the ASBTI systemically. In some embodiments, the compositions described herein are formulated to deliver <70% of the administered dose of the ASBTI systemically. In some embodiments, systemic absorption is determined in any suitable manner, including the total circulating amount, the amount cleared after administration, or the like.

[0487] The term “ASBT inhibitor” refers to a compound that inhibits apical sodium-dependent bile transport or any recuperative bile salt transport. The term Apical Sodium-dependent Bile Transporter (ASBT) is used interchangeably with the term Ileal Bile Acid Transporter (IBAT).

[0488] The term “enhancing enteroendocrine peptide secretion” refers to a sufficient increase in the level of the enteroendocrine peptide agent, for example, to treat any disease or disorder described herein. In some embodiments, enhanced enteroendocrine peptide secretion reverses or alleviates symptoms of cholestasis or a cholestatic liver disease.

[0489] In various embodiments, pharmaceutically acceptable salts described herein include, by way of non-limiting example, a nitrate, chloride, bromide, phosphate, sulfate, acetate, hexafluorophosphate, citrate, gluconate, benzoate, propionate, butyrate, sulfosalicylate, maleate, laurate, malate, fumarate, succinate, tartrate, amsonate, pamoate, p-toluenesulfonate, mesylate and the like. Furthermore, pharmaceutically acceptable salts include, by way of non-limiting example, alkaline earth metal salts (e.g., calcium or magnesium), alkali metal salts (e.g., sodium-dependent or potassium), ammonium salts and the like.

[0490] The term “optionally substituted” or “substituted” means that the referenced group substituted with one or more additional group(s). In certain embodiments, the one or more additional group(s) are individually and independently selected from amide, ester, alkyl, cycloalkyl, heteroalkyl, aryl, heteroaryl, heteroalicyclic, hydroxy, alkoxy, aryloxy, alkylthio, arylthio, alkylsulfoxide, arylsulfoxide, ester, alkyl-sulfone, arylsulfone, cyano, halo, alkoyl, alkoyloxo, isocyanato, thiocyanato, isothiocyanato, nitro, haloalkyl, haloalkoxy, fluoroalkyl, amino, alkyl-amino, dialkyl-amino, amido.

[0491] An “alkyl” group refers to an aliphatic hydrocarbon group. Reference to an alkyl group includes “saturated alkyl” and/or “unsaturated alkyl”. The alkyl group, whether saturated or unsaturated, includes branched, straight chain, or cyclic groups. By way of example only, alkyl includes methyl, ethyl, propyl, iso-propyl, n-butyl, iso-butyl, sec-butyl, t-butyl, pentyl, iso-pentyl, neo-pentyl, and hexyl. In some embodiments, alkyl groups include, but are in no way limited to, methyl, ethyl, propyl, isopropyl, butyl, isobutyl, tertiary butyl, pentyl, hexyl, ethenyl, propenyl, butenyl, cyclopropyl, cyclobutyl, cyclopentyl, cyclohexyl, and the like. A “lower alkyl” is a C₁-C₆ alkyl. A “heteroalkyl” group substitutes any one of the carbons of the alkyl group with a heteroatom having the appropriate number of hydrogen atoms attached (e.g., a CH₂ group to an —NH— group or an O group).

[0492] The term “alkylene” refers to a divalent alkyl radical. Any of the above mentioned monovalent alkyl groups may be an alkylene by abstraction of a second hydrogen atom from the alkyl. In one aspect, an alkylene is a C₁-C₁₀ alkylene. In another aspect, an alkylene is a C₁-C₆ alkylene. Typical alkylene groups include, but are not limited to, —CH₂—, —CH(CH₃)—, —C(CH₃)₂—, —CH₂CH₂—, —CH₂CH(CH₃)—, —CH₂C(CH₃)₂—, —CH₂CH₂CH₂—, —CH₂CH₂CH₂CH₂—, —CH₂CH₂CH₂CH₂CH₂—, —CH₂CH₂CH₂CH₂CH₂CH₂—, and the like.

[0493] An “alkoxy” group refers to a (alkyl)O- group, where alkyl is as defined herein.

[0494] The term “alkylamine” refers to the N(alkyl)_xH_y group, wherein alkyl is as defined herein and x and y are selected from the group x=1, y=1 and x=2, y=0. When x=2, the alkyl groups, taken together with the nitrogen to which they are attached, optionally form a cyclic ring system.

[0495] An “amide” is a chemical moiety with formula —C(O)NHR or —NHC(O)R, where R is selected from alkyl, cycloalkyl, aryl, heteroaryl (bonded through a ring carbon) and heteroalicyclic (bonded through a ring carbon).

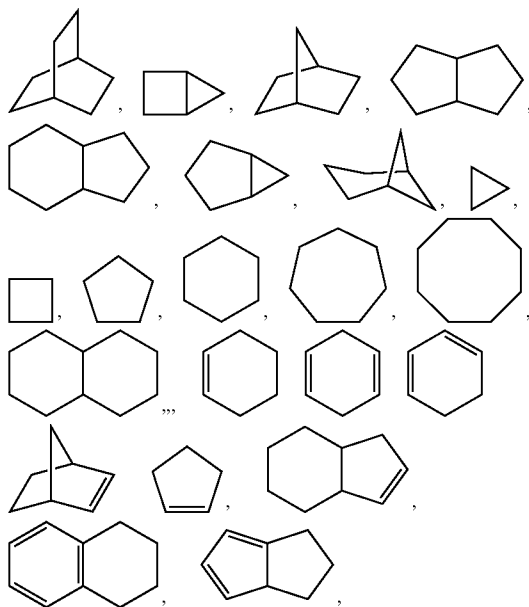
[0496] The term “ester” refers to a chemical moiety with formula —C(=O)OR, where R is selected from the group consisting of alkyl, cycloalkyl, aryl, heteroaryl and heteroalicyclic.

[0497] As used herein, the term “aryl” refers to an aromatic ring wherein each of the atoms forming the ring is a carbon

atom. Aryl rings described herein include rings having five, six, seven, eight, nine, or more than nine carbon atoms. Aryl groups are optionally substituted. Examples of aryl groups include, but are not limited to phenyl, and naphthalenyl.

[0498] The term “aromatic” refers to a planar ring having a delocalized π -electron system containing $4n+2$ π electrons, where n is an integer. Aromatic rings can be formed from five, six, seven, eight, nine, ten, or more than ten atoms. Aromatics are optionally substituted. The term “aromatic” includes both carbocyclic aryl (“aryl”, e.g., phenyl) and heterocyclic aryl (or “heteroaryl” or “heteroaromatic”) groups (e.g., pyridine). The term includes monocyclic or fused-ring polycyclic (i.e., rings which share adjacent pairs of carbon atoms) groups.

[0499] The term “cycloalkyl” refers to a monocyclic or polycyclic non-aromatic radical, wherein each of the atoms forming the ring (i.e. skeletal atoms) is a carbon atom. In various embodiments, cycloalkyls are saturated, or partially unsaturated. In some embodiments, cycloalkyls are fused with an aromatic ring. Cycloalkyl groups include groups having from 3 to 10 ring atoms. Illustrative examples of cycloalkyl groups include, but are not limited to, the following moieties:

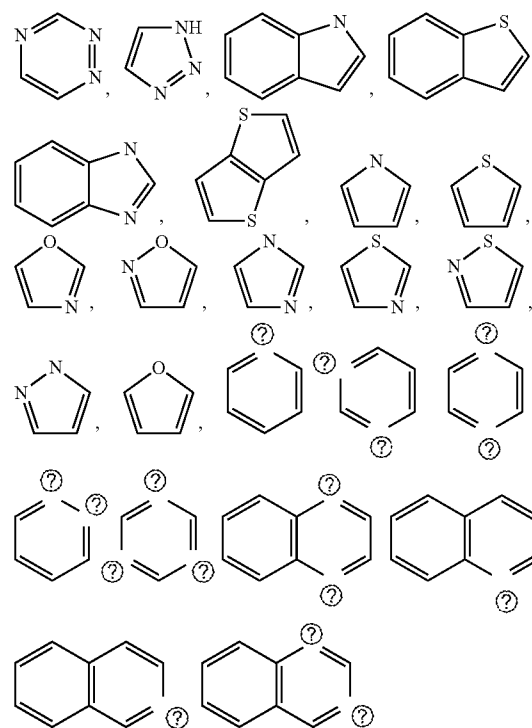


and the like. Monocyclic cycloalkyls include, but are not limited to, cyclopropyl, cyclobutyl, cyclopentyl, cyclohexyl, cycloheptyl, and cyclooctyl.

[0500] The term “heterocyclo” refers to heteroaromatic and heteroalicyclic groups containing one to four ring heteroatoms each selected from O, S and N. In certain instances, each heterocyclic group has from 4 to 10 atoms in its ring system, and with the proviso that the ring of said group does not contain two adjacent O or S atoms. Non-aromatic heterocyclic groups include groups having 3 atoms in their ring system, but aromatic heterocyclic groups must have at least 5 atoms in their ring system. The heterocyclic groups include benzo-fused ring systems. An example of a 3-membered heterocyclic group is aziridinyl (derived from aziridine). An example of a 4-membered heterocyclic group is azetidiny (derived from azetidine). An example of a 5-membered heterocyclic group is thiazolyl. An example of a 6-membered

heterocyclic group is pyridyl, and an example of a 10-membered heterocyclic group is quinolinyl. Examples of non-aromatic heterocyclic groups are pyrrolidinyl, tetrahydrofuranyl, dihydrofuranyl, tetrahydrothienyl, tetrahydropyranyl, dihydropyranyl, tetrahydrothiopyranyl, piperidino, morpholino, thiomorpholino, thioxanyl, piperazinyl, aziridinyl, azetidiny, oxetanyl, thietanyl, homopiperidinyl, oxepanyl, thiepanyl, oxazepiny, diazepiny, thiazepiny, 1,2,3,6-tetrahydropyridinyl, 2-pyrrolinyl, 3-pyrrolinyl, indolinyl, 2H-pyranyl, 4H-pyranyl, dioxanyl, 1,3-dioxolanyl, pyrazolinyl, dithianyl, dithiolanyl, dihydropyranyl, dihydrothienyl, dihydrofuranyl, pyrazolidinyl, imidazoliny, imidazolidinyl, 3-azabicyclo[3.1.0]hexanyl, 3-azabicyclo[4.1.0]heptanyl, 3H-indolyl and quinoliziny. Examples of aromatic heterocyclic groups are pyridinyl, imidazolyl, pyrimidinyl, pyrazolyl, triazolyl, pyrazinyl, tetrazolyl, furyl, thienyl, isoxazolyl, thiazolyl, oxazolyl, isothiazolyl, pyrrolyl, quinolinyl, isoquinolinyl, indolyl, benzimidazolyl, benzofuranyl, cinnolinyl, indazolyl, indoliziny, phthalazinyl, pyridazinyl, triazinyl, isindolyl, pteridinyl, purinyl, oxadiazolyl, thiadiazolyl, furazanyl, benzofurazanyl, benzothiophenyl, benzothiazolyl, benzoxazolyl, quinazolinyl, quinoxaliny, naphthyridinyl, and furopyridinyl.

[0501] The terms “heteroaryl” or, alternatively, “heteroaromatic” refers to an aryl group that includes one or more ring heteroatoms selected from nitrogen, oxygen and sulfur. An N-containing “heteroaromatic” or “heteroaryl” moiety refers to an aromatic group in which at least one of the skeletal atoms of the ring is a nitrogen atom. In certain embodiments, heteroaryl groups are monocyclic or polycyclic. Illustrative examples of heteroaryl groups include the following moieties:

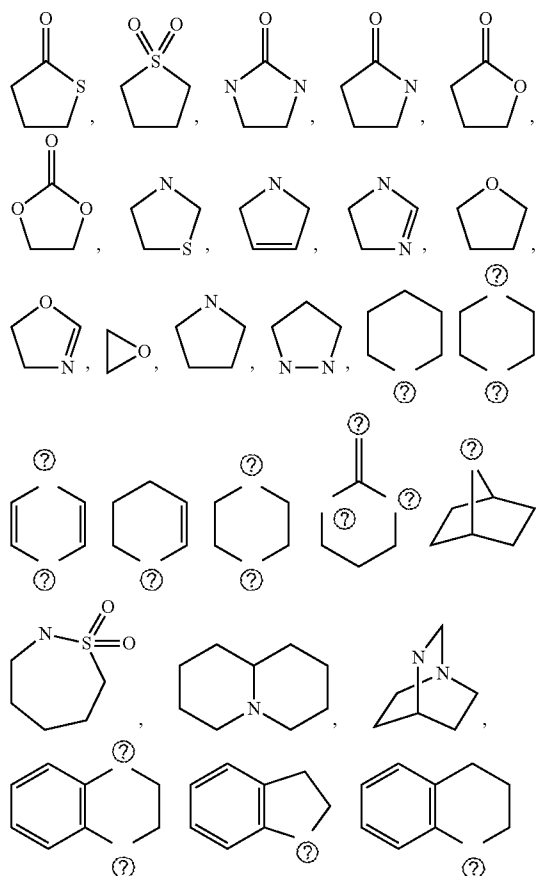


② indicates text missing or illegible when filed

and the like.

[0502] A “heteroalicyclic” group or “heterocyclo” group refers to a cycloalkyl group, wherein at least one skeletal ring

atom is a heteroatom selected from nitrogen, oxygen and sulfur. In various embodiments, the radicals are with an aryl or heteroaryl. Illustrative examples of heterocyclo groups, also referred to as non-aromatic heterocycles, include:



⑦ indicates text missing or illegible when filed

and the like. The term heteroalicyclic also includes all ring forms of the carbohydrates, including but not limited to the monosaccharides, the disaccharides and the oligosaccharides.

[0503] The term “halo” or, alternatively, “halogen” means fluoro, chloro, bromo and iodo.

[0504] The terms “haloalkyl,” and “haloalkoxy” include alkyl and alkoxy structures that are substituted with one or more halogens. In embodiments, where more than one halogen is included in the group, the halogens are the same or they are different. The terms “fluoroalkyl” and “fluoroalkoxy” include haloalkyl and haloalkoxy groups, respectively, in which the halo is fluorine.

[0505] The term “heteroalkyl” include optionally substituted alkyl, alkenyl and alkynyl radicals which have one or more skeletal chain atoms selected from an atom other than carbon, e.g., oxygen, nitrogen, sulfur, phosphorus, silicon, or combinations thereof. In certain embodiments, the heteroatom(s) is placed at any interior position of the heteroalkyl group. Examples include, but are not limited to, $-\text{CH}_2-\text{O}-\text{CH}_3$, $-\text{CH}_2-\text{CH}_2-\text{O}-\text{CH}_3$, $-\text{CH}_2-\text{NH}-\text{CH}_3$, $-\text{CH}_2-\text{CH}_2-\text{NH}-\text{CH}_3$, $-\text{CH}_2-\text{N}(\text{CH}_3)-\text{CH}_3$,

$-\text{CH}_2-\text{CH}_2-\text{NH}-\text{CH}_3$, $-\text{CH}_2-\text{CH}_2-\text{N}(\text{CH}_3)-\text{CH}_3$, $-\text{CH}_2-\text{S}-\text{CH}_2-\text{CH}_3$, $-\text{CH}_2-\text{CH}_2-\text{S}(\text{O})-\text{CH}_3$, $-\text{CH}_2-\text{CH}_2-\text{S}(\text{O})_2-\text{CH}_3$, $-\text{CH}=\text{CH}-\text{O}-\text{CH}_3$, $-\text{Si}(\text{CH}_3)_3$, $-\text{CH}_2-\text{CH}=\text{N}-\text{OCH}_3$, and $\text{CH}=\text{CH}-\text{N}(\text{CH}_3)-\text{CH}_3$. In some embodiments, up to two heteroatoms are consecutive, such as, by way of example, $-\text{CH}_2-\text{NH}-\text{OCH}_3$ and $-\text{CH}_2-\text{O}-\text{Si}(\text{CH}_3)_3$.

[0506] A “cyano” group refers to a $-\text{CN}$ group.

[0507] An “isocyanato” group refers to a $-\text{NCO}$ group.

[0508] A “thiocyanato” group refers to a $-\text{CNS}$ group.

[0509] An “isothiocyanato” group refers to a $-\text{NCS}$ group.

[0510] “Alkoyloxy” refers to a $\text{RC}(=\text{O})\text{O}-$ group.

[0511] “Alkoyl” refers to a $\text{RC}(=\text{O})-$ group.

[0512] The term “modulate,” as used herein refers to having some affect on (e.g., increasing, enhancing or maintaining a certain level).

[0513] The term “optionally substituted” or “substituted” means that the referenced group may be substituted with one or more additional group(s) individually and independently selected from C_1 - C_6 alkyl, C_3 - C_8 cycloalkyl, aryl, heteroaryl, C_2 - C_6 heteroalicyclic, hydroxy, C_1 - C_6 alkoxy, aryloxy, arylalkoxy, aralkyloxy, arylalkyloxy, C_1 - C_6 alkylthio, arylthio, C_1 - C_6 alkylsulfoxide, arylsulfoxide, C_1 - C_6 alkylsulfone, arylsulfone, cyano, halo, C_2 - C_8 acyl, C_2 - C_8 acyloxy, nitro, C_1 - C_6 haloalkyl, C_1 - C_6 fluoroalkyl, and amino, including C_1 - C_6 alkylamino, and the protected derivatives thereof. By way of example, an optional substituents may be L^sR^s , wherein each L^s is independently selected from a bond, $-\text{O}-$, $-\text{C}(=\text{O})-$, $-\text{S}-$, $-\text{S}(=\text{O})-$, $-\text{S}(=\text{O})_2-$, $-\text{NH}-$, $-\text{NHC}(=\text{O})-$, $-\text{C}(=\text{O})\text{NH}-$, $\text{S}(=\text{O})_2\text{NH}-$, $-\text{NHS}(=\text{O})_2-$, $-\text{OC}(=\text{O})\text{NH}-$, $-\text{NHC}(=\text{O})\text{O}-$, $-(\text{C}_1-\text{C}_6\text{alkyl})-$, or $-(\text{C}_2-\text{C}_6\text{alkenyl})-$; and each R^s is independently selected from H, $(\text{C}_1-\text{C}_4\text{alkyl})$, $(\text{C}_3-\text{C}_8\text{cycloalkyl})$, heteroaryl, aryl, and C_1 - C_6 heteroalkyl. Optionally substituted non-aromatic groups may be substituted with one or more oxo ($=\text{O}$). The protecting groups that may form the protective derivatives of the above substituents are known to those of skill in the art and may be found in references such as Greene and Wuts, above. In some embodiments, alkyl groups described herein are optionally substituted with an O that is connected to two adjacent carbon atoms (i.e., forming an epoxide).

[0514] The term “therapeutically effective amount” or an “effective amount” as used herein, refers to a sufficient amount of a therapeutically active agent to provide a desired effect in a subject or individual. In some embodiments, a “therapeutically effective amount” or an “effective amount” of an ASBTI refers to a sufficient amount of an ASBTI to treat cholestasis or a cholestatic liver disease in a subject or individual.

L-Cells

[0515] Inventors have discovered that enteroendocrine L-cells play a role in repair. The epithelial barrier is also a key component in host defence. A further pre-proglucagon splice product, GLP-2, is secreted by enteroendocrine L-cells in the distal small intestine and has been shown to improve intestinal wound healing in a TGF-B (anti-inflammatory cytokine TGF-B), mediated process, small bowel responding better than large bowel. GLP-2 has also been shown to ameliorate the barrier dysfunction induced by experimental stress and food allergy. Again, L-cells are activated by luminal nutrients, and the barrier compromise observed in TPN may partly reflect its hyposecretion in the absence of enteral stimuli.

Moreover, GLP-2 is also responsible, at least in part for growth and adaptation observed in short-bowel models. Therefore, abnormal enteroendocrine cells (EEC) function may predispose to GI inflammatory disorders, and the underlying nutrient-EEC-vagal pathways are targets in the injured gut as contemplated in the present embodiments.

[0516] L-cells are scattered throughout the epithelial layer of the gut from the duodenum to the rectum, with the highest numbers occurring in the ileum, colon, and rectum. They are characterized by an open-cell morphology, with apical microvilli facing into the gut lumen and secretory vesicles located adjacent to the basolateral membrane, and are therefore in direct contact with nutrients in the intestinal lumen. Furthermore, L-cells are located in close proximity to both neurons and the microvasculature of the intestine, thereby allowing the L-cell to be affected by both neural and hormonal signals. As well as Glucagon-Like Peptide 1 (GLP-1) and Glucagon-Like Peptide 2 (GLP-2), L-cells also secrete peptide YY (PYY), and glutamate. The cells are just one member of a much larger family of enteroendocrine cells that secrete a range of hormones, including ghrelin, GIP, cholecystokinin, somatostatin, and secretin, which are involved in the local coordination of gut physiology, as well as in playing wider roles in the control of cytokine release and/or controlling the adaptive process, attenuating intestinal injury, reducing bacterial translocation, inhibiting the release of free radical oxygen, or any combination thereof. L-cells are unevenly distributed in the gastrointestinal tract, within higher concentrations in the distal portion of the gastrointestinal tract (e.g., in the distal ileum, colon and rectum).

Bile Acid

[0517] Bile contains water, electrolytes and a numerous organic molecules including bile acids, cholesterol, phospholipids and bilirubin. Bile is secreted from the liver and stored in the gall bladder, and upon gall bladder contraction, due to ingestion of a fatty meal, bile passes through the bile duct into the intestine. Bile acids/salts are critical for digestion and absorption of fats and fat-soluble vitamins in the small intestine. Adult humans produce 400 to 800 mL of bile daily. The secretion of bile can be considered to occur in two stages. Initially, hepatocytes secrete bile into canaliculi, from which it flows into bile ducts and this hepatic bile contains large quantities of bile acids, cholesterol and other organic molecules. Then, as bile flows through the bile ducts, it is modified by addition of a watery, bicarbonate-rich secretion from ductal epithelial cells. Bile is concentrated, typically five-fold, during storage in the gall bladder.

[0518] The flow of bile is lowest during fasting, and a majority of that is diverted into the gallbladder for concentration. When chyme from an ingested meal enters the small intestine, acid and partially digested fats and proteins stimulate secretion of cholecystokinin and secretin, both of which are important for secretion and flow of bile. Cholecystokinin (cholecysto=gallbladder and kinin=movement) is a hormone which stimulates contractions of the gallbladder and common bile duct, resulting in delivery of bile into the gut. The most potent stimulus for release of cholecystokinin is the presence of fat in the duodenum. Secretin is a hormone secreted in response to acid in the duodenum, and it stimulates biliary duct cells to secrete bicarbonate and water, which expands the volume of bile and increases its flow out into the intestine.

[0519] Bile acids/salts are derivatives of cholesterol. Cholesterol, ingested as part of the diet or derived from hepatic

synthesis, are converted into bile acids/salts in the hepatocyte. Examples of such bile acids/salts include cholic and chenodeoxycholic acids, which are then conjugated to an amino acid (such as glycine or taurine) to yield the conjugated form that is actively secreted into canaliculi. The most abundant of the bile salts in humans are cholates and deoxycholates, and they are normally conjugated with either glycine or taurine to give glycocholates or taurocholates respectively.

[0520] Free cholesterol is virtually insoluble in aqueous solutions, however in bile it is made soluble by the presence of bile acids/salts and lipids. Hepatic synthesis of bile acids/salts accounts for the majority of cholesterol breakdown in the body. In humans, roughly 500 mg of cholesterol are converted to bile acids/salts and eliminated in bile every day. Therefore, secretion into bile is a major route for elimination of cholesterol. Large amounts of bile acids/salts are secreted into the intestine every day, but only relatively small quantities are lost from the body. This is because approximately 95% of the bile acids/salts delivered to the duodenum are absorbed back into blood within the ileum, by a process known as "Enterohepatic Recirculation".

[0521] Venous blood from the ileum goes straight into the portal vein, and hence through the sinusoids of the liver. Hepatocytes extract bile acids/salts very efficiently from sinusoidal blood, and little escapes the healthy liver into systemic circulation. Bile acids/salts are then transported across the hepatocytes to be resecreted into canaliculi. The net effect of this enterohepatic recirculation is that each bile salt molecule is reused about 20 times, often two or three times during a single digestive phase. Bile biosynthesis represents the major metabolic fate of cholesterol, accounting for more than half of the approximate 800 mg/day of cholesterol that an average adult uses up in metabolic processes. In comparison, steroid hormone biosynthesis consumes only about 50 mg of cholesterol per day. Much more than 400 mg of bile salts is required and secreted into the intestine per day, and this is achieved by re-cycling the bile salts. Most of the bile salts secreted into the upper region of the small intestine are absorbed along with the dietary lipids that they emulsified at the lower end of the small intestine. They are separated from the dietary lipid and returned to the liver for re-use. Recycling thus enables 20-30 g of bile salts to be secreted into the small intestine each day.

[0522] Bile acids/salts are amphipathic, with the cholesterol-derived portion containing both hydrophobic (lipid soluble) and polar (hydrophilic) moieties while the amino acid conjugate is generally polar and hydrophilic. This amphipathic nature enables bile acids/salts to carry out two important functions: emulsification of lipid aggregates and solubilization and transport of lipids in an aqueous environment. Bile acids/salts have detergent action on particles of dietary fat which causes fat globules to break down or to be emulsified. Emulsification is important since it greatly increases the surface area of fat available for digestion by lipases which cannot access the inside of lipid droplets. Furthermore, bile acids/salts are lipid carriers and are able to solubilize many lipids by forming micelles and are critical for transport and absorption of the fat-soluble vitamins.

Pharmaceutical Compositions and Methods of Use

[0523] In some embodiments, compositions described herein are administered for delivery of enteroendocrine peptide secretion enhancing agents to a subject or individual. In certain embodiments, any compositions described herein are

formulated for ileal, rectal and/or colonic delivery. In more specific embodiments, the composition is formulated for non-systemic or local delivery to the rectum and/or colon. It is to be understood that as used herein, delivery to the colon includes delivery to sigmoid colon, transverse colon, and/or ascending colon. In still more specific embodiments, the composition is formulated for non-systemic or local delivery to the rectum and/or colon is administered rectally. In other specific embodiments, the composition is formulated for non-systemic or local delivery to the rectum and/or colon is administered orally.

[0524] In some embodiments, provided herein is a composition comprising an enteroendocrine peptide secretion enhancing agent and, optionally, a pharmaceutically acceptable carrier for alleviating symptoms of cholestasis or a cholestatic liver disease in an individual.

[0525] In certain embodiments, the composition comprises an enteroendocrine peptide secretion enhancing agent and an absorption inhibitor. In specific embodiments, the absorption inhibitor is an inhibitor that inhibits the absorption of the (or at least one of the) specific enteroendocrine peptide secretion enhancing agent with which it is combined. In some embodiments, the composition comprises an enteroendocrine peptide secretion enhancing agent, an absorption inhibitor and a carrier (e.g., an orally suitable carrier or a rectally suitable carrier, depending on the mode of intended administration). In certain embodiments, the composition comprises an enteroendocrine peptide secretion enhancing agent, an absorption inhibitor, a carrier, and one or more of a cholesterol absorption inhibitor, an enteroendocrine peptide, a peptidase inhibitor, a spreading agent, and a wetting agent.

[0526] In other embodiments, the compositions described herein are administered orally for non-systemic delivery of the bile salt active component to the rectum and/or colon, including the sigmoid colon, transverse colon, and/or ascending colon. In specific embodiments, compositions formulated for oral administration are, by way of non-limiting example, enterically coated or formulated oral dosage forms, such as, tablets and/or capsules. It is to be understood that the terms "subject" and "individual" are utilized interchangeably herein and include, e.g., humans and human patients in need of treatment.

Absorption Inhibitors

[0527] In certain embodiments, the composition described herein as being formulated for the non-systemic delivery of ASBTI further includes an absorption inhibitor. As used herein, an absorption inhibitor includes an agent or group of agents that inhibit absorption of a bile acid/salt.

[0528] Suitable bile acid absorption inhibitors (also described herein as absorption inhibiting agents) include, by way of non-limiting example, anionic exchange matrices, polyamines, quaternary amine containing polymers, quaternary ammonium salts, polyallylamine polymers and copolymers, colessevelam, colessevelam hydrochloride, CholestaGel (N,N,N-trimethyl-6-(2-propenylamino)-1-hexanaminium chloride polymer with (chloromethyl)oxirane, 2-propen-1-amine and N-2-propenyl-1-decanamine hydrochloride), cyclodextrins, chitosan, chitosan derivatives, carbohydrates which bind bile acids, lipids which bind bile acids, proteins and proteinaceous materials which bind bile acids, and antibodies and albumins which bind bile acids. Suitable cyclodextrins include those that bind bile acids/salts such as, by way of non-limiting example, β -cyclodextrin and hydrox-

ypropyl- β -cyclodextrin. Suitable proteins, include those that bind bile acids/salts such as, by way of non-limiting example, bovine serum albumin, egg albumin, casein, α -acid glycoprotein, gelatin, soy proteins, peanut proteins, almond proteins, and wheat vegetable proteins.

[0529] In certain embodiments the absorption inhibitor is cholestyramine. In specific embodiments, cholestyramine is combined with a bile acid. Cholestyramine, an ion exchange resin, is a styrene polymer containing quaternary ammonium groups crosslinked by divinylbenzene. In other embodiments, the absorption inhibitor is colestipol. In specific embodiments, colestipol is combined with a bile acid. Colestipol, an ion exchange resin, is a copolymer of diethylenetriamine and 1-chloro-2,3-epoxypropane.

[0530] In certain embodiments of the compositions and methods described herein the ASBTI is linked to an absorption inhibitor, while in other embodiments the ASBTI and the absorption inhibitor are separate molecular entities.

Cholesterol Absorption Inhibitors

[0531] In certain embodiments, a composition described herein optionally includes at least one cholesterol absorption inhibitor. Suitable cholesterol absorption inhibitors include, by way of non-limiting example, ezetimibe (SCH 58235), ezetimibe analogs, ACT inhibitors, stigmastanyl phosphorylcholine, stigmastanyl phosphorylcholine analogues, β -lactam cholesterol absorption inhibitors, sulfate polysaccharides, neomycin, plant sponins, plant sterols, phytostanol preparation FM-VP4, Sitostanol, β -sitosterol, acyl-CoA:cholesterol-O-acyltransferase (ACAT) inhibitors, Avasimibe, Implitapide, steroidal glycosides and the like. Suitable ezetimibe analogs include, by way of non-limiting example, SCH 48461, SCH 58053 and the like. Suitable ACT inhibitors include, by way of non-limiting example, trimethoxy fatty acid anilides such as C1-976, 3-[decyldimethylsilyl]-N-[2-(4-methylphenyl)-1-phenylethyl]-propanamide, melinamide and the like. β -lactam cholesterol absorption inhibitors include, by way of non-limiting example, (3R-4S)-1,4-bis-(4-methoxyphenyl)-3-(3-phenylpropyl)-2-azetidinone and the like.

Peptidase Inhibitors

[0532] In some embodiments, the compositions described herein optionally include at least one peptidase inhibitor. Such peptidase inhibitors include, but are not limited to, dipeptidyl peptidase-4 inhibitors (DPP-4), neutral endopeptidase inhibitors, and converting enzyme inhibitors. Suitable dipeptidyl peptidase-4 inhibitors (DPP-4) include, by way of non-limiting example, Vildagliptin, 2S)-1-{2-[(3-hydroxy-1-adamantyl)amino]acetyl}pyrrolidine-2-carbonitrile, Sitaagliptin, (3R)-3-amino-1-[9-(trifluoromethyl)-1,4,7,8-tetraazabicyclo[4.3.0]nona-6,8-dien-4-yl]-4-(2,4,5-trifluorophenyl)butan-1-one, Saxagliptin, and (1S,3S,5S)-2-[(2S)-2-amino-2-(3-hydroxy-1-adamantyl)acetyl]-2-azabicyclo[3.1.0]hexane-3-carbonitrile. Such neutral endopeptidase inhibitors include, but are not limited to, Candoxatrilat and Ecadotril.

Spreading Agents/Wetting Agents

[0533] In certain embodiments, the composition described herein optionally comprises a spreading agent. In some embodiments, a spreading agent is utilized to improve spreading of the composition in the colon and/or rectum.

Suitable spreading agents include, by way of non-limiting example, hydroxyethylcellulose, hydroxypropylmethyl cellulose, polyethylene glycol, colloidal silicon dioxide, propylene glycol, cyclodextrins, microcrystalline cellulose, polyvinylpyrrolidone, polyoxyethylated glycerides, polycarbophil, di-n-octyl ethers, Cetiol™ OE, fatty alcohol polyalkylene glycol ethers, Aethoxal™ B), 2-ethylhexyl palmitate, Cegesoft™ C 24), and isopropyl fatty acid esters.

[0534] In some embodiments, the compositions described herein optionally comprise a wetting agent. In some embodiments, a wetting agent is utilized to improve wettability of the composition in the colon and rectum. Suitable wetting agents include, by way of non-limiting example, surfactants. In some embodiments, surfactants are selected from, by way of non-limiting example, polysorbate (e.g., 20 or 80), stearyl hexanoate, caprylic/capric fatty acid esters of saturated fatty alcohols of chain length C₁₂-C₁₈, isostearyl diglycerol isostearic acid, sodium dodecyl sulphate, isopropyl myristate, isopropyl palmitate, and isopropyl myristate/isopropyl stearate/isopropyl palmitate mixture.

Vitamins

[0535] In some embodiments, the methods provided herein further comprise administering one or more vitamins.

[0536] In some embodiments, the vitamin is vitamin A, B1, B2, B3, B5, B6, B7, B9, B12, C, D, E, K, folic acid, pantothenic acid, niacin, riboflavin, thiamine, retinol, beta carotene, pyridoxine, ascorbic acid, cholecalciferol, cyanocobalamin, tocopherols, phylloquinone, menaquinone.

[0537] In some embodiments, the vitamin is a fat soluble vitamin such as vitamin A, D, E, K, retinol, beta carotene, cholecalciferol, tocopherols, phylloquinone. In a preferred embodiment, the fat soluble vitamin is tocopherol polyethylene glycol succinate (TPGS).

Bile Acid Sequestrants/Binders

[0538] In some embodiments, a labile bile acid sequestrant is an enzyme dependent bile acid sequestrant. In certain embodiments, the enzyme is a bacterial enzyme. In some embodiments, the enzyme is a bacterial enzyme found in high concentration in human colon or rectum relative to the concentration found in the small intestine. Examples of microflora activated systems include dosage forms comprising pectin, galactomannan, and/or Azo hydrogels and/or glycoside conjugates (e.g., conjugates of D-galactoside, β-D-xylopyranoside or the like) of the active agent. Examples of gastrointestinal micro-flora enzymes include bacterial glycosidases such as, for example, D-galactosidase, β-D-glucosidase, α-L-arabinofuranosidase, β-D-xylopyranosidase or the like.

[0539] In certain embodiments, a labile bile acid sequestrant is a time dependent bile acid sequestrant. In some embodiments, a labile bile acid sequestrant releases a bile acid or is degraded after 1, 2, 3, 4, 5, 6, 7, 8, 9, or 10 seconds of sequestration. In some embodiments, a labile bile acid sequestrant releases a bile acid or is degraded after 15, 20, 25, 30, 35, 40, 45, 50, or 55 seconds of sequestration. In some embodiments, a labile bile acid sequestrant releases a bile acid or is degraded after 1, 2, 3, 4, 5, 6, 7, 8, 9, or 10 minutes of sequestration. In some embodiments, a labile bile acid sequestrant releases a bile acid or is degraded after about 15, 20, 25, 30, 35, 45, 50, or 55 minutes of sequestration. In some embodiments, a labile bile acid sequestrant releases a bile

acid or is degraded after about 1, 2, 3, 4, 5, 6, 7, 8, 9, 10, 11, 12, 13, 14, 15, 16, 17, 18, 19, 20, 21, 22, 23, or 24 hours of sequestration. In some embodiments, a labile bile acid sequestrant releases a bile acid or is degraded after 1, 2, or 3 days of sequestration.

[0540] In some embodiments, the labile bile acid sequestrant has a low affinity for bile acid. In certain embodiments, the labile bile acid sequestrant has a high affinity for a primary bile acid and a low affinity for a secondary bile acid.

[0541] In some embodiments, the labile bile acid sequestrant is a pH dependent bile acid sequestrant. In certain embodiments, the pH dependent bile acid sequestrant has a high affinity for bile acid at a pH of 6 or below and a low affinity for bile acid at a pH above 6. In certain embodiments, the pH dependent bile acid sequestrant has a high affinity for bile acid at a pH of 6.5 or below and a low affinity for bile acid at a pH above 6.5. In certain embodiments, the pH dependent bile acid sequestrant has a high affinity for bile acid at a pH of 7 or below and a low affinity for bile acid at a pH above 7. In certain embodiments, the pH dependent bile acid sequestrant has a high affinity for bile acid at a pH of 7.1 or below and a low affinity for bile acid at a pH above 7.1. In certain embodiments, the pH dependent bile acid sequestrant has a high affinity for bile acid at a pH of 7.2 or below and a low affinity for bile acid at a pH above 7.2. In certain embodiments, the pH dependent bile acid sequestrant has a high affinity for bile acid at a pH of 7.3 or below and a low affinity for bile acid at a pH above 7.3. In certain embodiments, the pH dependent bile acid sequestrant has a high affinity for bile acid at a pH of 7.4 or below and a low affinity for bile acid at a pH above 7.4. In certain embodiments, the pH dependent bile acid sequestrant has a high affinity for bile acid at a pH of 7.5 or below and a low affinity for bile acid at a pH above 7.5. In certain embodiments, the pH dependent bile acid sequestrant has a high affinity for bile acid at a pH of 7.6 or below and a low affinity for bile acid at a pH above 7.6. In certain embodiments, the pH dependent bile acid sequestrant has a high affinity for bile acid at a pH of 7.7 or below and a low affinity for bile acid at a pH above 7.7. In certain embodiments, the pH dependent bile acid sequestrant has a high affinity for bile acid at a pH of 7.8 or below and a low affinity for bile acid at a pH above 7.8. In some embodiments, the pH dependent bile acid sequestrant degrades at a pH above 6. In some embodiments, the pH dependent bile acid sequestrant degrades at a pH above 6.5. In some embodiments, the pH dependent bile acid sequestrant degrades at a pH above 7. In some embodiments, the pH dependent bile acid sequestrant degrades at a pH above 7.1. In some embodiments, the pH dependent bile acid sequestrant degrades at a pH above 7.2. In some embodiments, the pH dependent bile acid sequestrant degrades at a pH above 7.3. In some embodiments, the pH dependent bile acid sequestrant degrades at a pH above 7.4. In some embodiments, the pH dependent bile acid sequestrant degrades at a pH above 7.5. In some embodiments, the pH dependent bile acid sequestrant degrades at a pH above 7.6. In some embodiments, the pH dependent bile acid sequestrant degrades at a pH above 7.7. In some embodiments, the pH dependent bile acid sequestrant degrades at a pH above 7.8. In some embodiments, the pH dependent bile acid sequestrant degrades at a pH above 7.9.

[0542] In certain embodiments, the labile bile acid sequestrant is lignin or a modified lignin. In some embodiments, the labile bile acid sequestrant is a polycationic polymer or copolymer. In certain embodiments, the labile bile acid

sequestrant is a polymer or copolymer comprising one or more N-alkenyl-N-alkylamine residues; one or more N,N,N-trialkyl-N—(N'-alkenylamino)alkyl-azanium residues; one or more N,N,N-trialkyl-N-alkenyl-azanium residues; one or more alkenyl-amine residues; or a combination thereof.

[0543] In some embodiments, the bile acid binder is cholestyramine, and various compositions including cholestyramine, which are described, for example, in U.S. Pat. Nos. 3,383,281; 3,308,020; 3,769,399; 3,846,541; 3,974,272; 4,172,120; 4,252,790; 4,340,585; 4,814,354; 4,874,744; 4,895,723; 5,695,749; and 6,066,336. In some embodiments, the bile acid binder is cholestipol or cholesevelam.

Methods

[0544] Provided herein, in certain embodiments, are methods for treating cholestasis or a cholestatic liver disease comprising non-systemic administration of a therapeutically effective amount of an ASBTI. Provided herein, in certain embodiments, are methods for treating cholestasis or a cholestatic liver disease comprising contacting the gastrointestinal tract, including the distal ileum and/or the colon and/or the rectum, of an individual in need thereof with an ASBTI. Also provided herein are methods for reducing intraenterocyte bile acids, reducing damage to hepatocellular or intestinal architecture caused by cholestasis or a cholestatic liver disease, of an individual comprising administration of a therapeutically effective amount of an ASBTI to an individual in need thereof.

[0545] In some embodiments, provided herein is a method of treating cholestasis or a cholestatic liver disease in an individual comprising delivering to ileum or colon of the individual a therapeutically effective amount of any ASBTI described herein. In certain embodiments, the therapeutically effective amount of a bile salt, a bile acid mimic, or a bile salt mimic solubilizes cholesterol, promotes dispersion of cholesterol in aqueous fluid, reduces viscosity, and/or improves bile flow.

[0546] Provided herein are methods for reducing damage to hepatocellular or intestinal architecture or cells from cholestasis or a cholestatic liver disease comprising administration of a therapeutically effective amount of an ASBTI. In certain embodiments, provided herein are methods for reducing intraenterocyte bile acids/salts comprising administration of a therapeutically effective amount of an ASBTI to an individual in need thereof.

[0547] In some embodiments, the methods provide for inhibition of bile salt recycling upon administration of any of the compounds described herein to an individual. In some embodiments, an ASBTI described herein is systemically absorbed upon administration. In some embodiments, an ASBTI described herein is not absorbed systemically. In some embodiments, an ASBTI herein is administered to the individual orally. In some embodiments, an ASBTI described herein is delivered and/or released in the distal ileum of an individual.

[0548] In certain instances, contacting the distal ileum of an individual with an ASBTI (e.g., any ASBTI described herein) inhibits bile acid reuptake and increases the concentration of bile acids/salts in the vicinity of L-cells in the distal ileum and/or colon and/or rectum, thereby reducing intraenterocyte bile acids, reducing serum and/or hepatic bile acid levels, reducing overall bile acid load, and/or reducing damage to ileal architecture caused by cholestasis or a cholestatic liver disease. Without being limited to any particular theory, reduc-

ing serum and/or hepatic bile acid levels ameliorates hypercholeolemia and/or cholestatic disease.

[0549] Administration of a compound described herein is achieved in any suitable manner including, by way of non-limiting example, by oral, enteric, parenteral (e.g., intravenous, subcutaneous, intramuscular), intranasal, buccal, topical, rectal, or transdermal administration routes. Any compound or composition described herein is administered in a method or formulation appropriate to treat a new born or an infant. Any compound or composition described herein is administered in an oral formulation (e.g., solid or liquid) to treat a new born or an infant. Any compound or composition described herein is administered prior to ingestion of food, with food or after ingestion of food.

[0550] In certain embodiments, a compound or a composition comprising a compound described herein is administered for prophylactic and/or therapeutic treatments. In therapeutic applications, the compositions are administered to an individual already suffering from a disease or condition, in an amount sufficient to cure or at least partially arrest the symptoms of the disease or condition. In various instances, amounts effective for this use depend on the severity and course of the disease or condition, previous therapy, the individual's health status, weight, and response to the drugs, and the judgment of the treating physician.

[0551] In prophylactic applications, compounds or compositions containing compounds described herein are administered to an individual susceptible to or otherwise at risk of a particular disease, disorder or condition. In certain embodiments of this use, the precise amounts of compound administered depend on the individual's state of health, weight, and the like. Furthermore, in some instances, when a compound or composition described herein is administered to an individual, effective amounts for this use depend on the severity and course of the disease, disorder or condition, previous therapy, the individual's health status and response to the drugs, and the judgment of the treating physician.

[0552] In certain instances, wherein following administration of a selected dose of a compound or composition described herein, an individual's condition does not improve, upon the doctor's discretion the administration of a compound or composition described herein is optionally administered chronically, that is, for an extended period of time, including throughout the duration of the individual's life in order to ameliorate or otherwise control or limit the symptoms of the individual's disorder, disease or condition.

[0553] In certain embodiments, an effective amount of a given agent varies depending upon one or more of a number of factors such as the particular compound, disease or condition and its severity, the identity (e.g., weight) of the subject or host in need of treatment, and is determined according to the particular circumstances surrounding the case, including, e.g., the specific agent being administered, the route of administration, the condition being treated, and the subject or host being treated. In some embodiments, doses administered include those up to the maximum tolerable dose. In some embodiments, doses administered include those up to the maximum tolerable dose by a newborn or an infant.

[0554] In certain embodiments, about 0.001-5000 mg per day, from about 0.001-1500 mg per day, about 0.001 to about 100 mg/day, about 0.001 to about 50 mg/day, or about 0.001 to about 30 mg/day, or about 0.001 to about 10 mg/day of a compound described herein is administered to an individual in need thereof. In various embodiments, the desired dose is

conveniently presented in a single dose or in divided doses administered simultaneously (or over a short period of time) or at appropriate intervals, for example as two, three, four or more sub-doses per day. In various embodiments, a single dose is from about 0.001 mg/kg to about 500 mg/kg. In various embodiments, a single dose is from about 0.001, 0.01, 0.1, 1, or 10 mg/kg to about 10, 50, 100, or 250 mg/kg. In various embodiments, a single dose of an ASBTI is from about 0.001 mg/kg to about 100 mg/kg. In various embodiments, a single dose of an ASBTI is from about 0.001 mg/kg to about 50 mg/kg. In various embodiments, a single dose of an ASBTI is from about 0.001 mg/kg to about 10 mg/kg. In various embodiments, a single dose of an ASBTI is administered every 6 hours, every 12 hours, every 24 hours, every 48 hours, every 72 hours, every 96 hours, every 5 days, every 6 days, or once a week. In some embodiments the total single dose of an ASBTI is in the range described above.

[0555] In the case wherein the patient's status does improve, upon the doctor's discretion an ASBTI is optionally given continuously; alternatively, the dose of drug being administered is temporarily reduced or temporarily suspended for a certain length of time (i.e., a "drug holiday"). The length of the drug holiday optionally varies between 2 days and 1 year, including by way of example only, 2 days, 3 days, 4 days, 5 days, 6 days, 7 days, 10 days, 12 days, 15 days, 20 days, 28 days, 35 days, 50 days, 70 days, 100 days, 120 days, 150 days, 180 days, 200 days, 250 days, 280 days, 300 days, 320 days, 350 days, or 365 days. The dose reduction during a drug holiday includes from 10%-100%, including, by way of example only, 10%, 15%, 20%, 25%, 30%, 35%, 40%, 45%, 50%, 55%, 60%, 65%, 70%, 75%, 80%, 85%, 90%, 95%, or 100%. In some embodiments the total single dose of an ASBTI is in the range described above.

[0556] Once improvement of the patient's conditions has occurred, a maintenance dose is administered if necessary. Subsequently, the dosage or the frequency of administration, or both, is reduced, as a function of the symptoms, to a level at which the improved disease, disorder or condition is retained. In some embodiments, patients require intermittent treatment on a long-term basis upon any recurrence of symptoms.

[0557] In certain instances, there are a large number of variables in regard to an individual treatment regime, and considerable excursions from these recommended values are considered within the scope described herein. Dosages described herein are optionally altered depending on a number of variables such as, by way of non-limiting example, the activity of the compound used, the disease or condition to be treated, the mode of administration, the requirements of the individual subject, the severity of the disease or condition being treated, and the judgment of the practitioner.

[0558] Toxicity and therapeutic efficacy of such therapeutic regimens are optionally determined by pharmaceutical procedures in cell cultures or experimental animals, including, but not limited to, the determination of the LD₅₀ (the dose lethal to 50% of the population) and the ED₅₀ (the dose therapeutically effective in 50% of the population). The dose ratio between the toxic and therapeutic effects is the therapeutic index and it can be expressed as the ratio between LD₅₀ and ED₅₀. Compounds exhibiting high therapeutic indices are preferred. In certain embodiments, data obtained from cell culture assays and animal studies are used in formulating a range of dosage for use in human. In specific embodiments, the dosage of compounds described herein lies within a range

of circulating concentrations that include the ED₅₀ with minimal toxicity. The dosage optionally varies within this range depending upon the dosage form employed and the route of administration utilized.

[0559] In some embodiments, the systemic exposure of a therapeutically effective amount of any non-systemic ASBTI described herein (e.g., an ASBTI that comprises a non-systemic moiety such as -L-K or other groups described herein) is reduced when compared to the systemic exposure of a therapeutically effective amount of any systemically absorbed ASBTI (e.g. Compounds 100A, 100C). In some embodiments, the AUC of a therapeutically effective amount of any non-systemic ASBTI described herein (e.g., an ASBTI that comprises a non-systemic moiety such as L-K or other groups described herein) is at least 10%, at least 20%, at least 30%, at least 40%, at least 50%, at least 60%, at least 70%, at least 80% or at least 90% reduced when compared to the AUC of any systemically absorbed ASBTI (e.g. Compounds 100A, 100C).

[0560] In some embodiments, the systemic exposure of a therapeutically effective amount of a compound of Formula I that is not systemically absorbed (e.g., a compound of Formula I that comprises a non-systemic moiety such as L-K or other groups described herein) is reduced when compared to the systemic exposure of a therapeutically effective amount of Compound 100A. In some embodiments, the AUC of a therapeutically effective amount of a compound of Formula I that is not systemically absorbed (e.g., a compound of Formula I that comprises a non-systemic moiety such as L-K or other groups described herein) is about 10%, about 20%, about 30%, about 40%, about 50%, about 60%, about 70%, about 80% or about 90% reduced when compared to the AUC of a therapeutically effective amount of Compound 100A. In some embodiments, the AUC of a therapeutically effective amount of a compound of Formula I that is not systemically absorbed (e.g., a compound of Formula I that comprises a non-systemic moiety such as L-K or other groups described herein) is about 50% reduced when compared to the AUC of a therapeutically effective amount of Compound 100A. In other embodiments, the AUC of a therapeutically effective amount of a compound of Formula I that is not systemically absorbed (e.g., a compound of Formula I that comprises a non-systemic moiety such as L-K or other groups described herein) is about 75% reduced when compared to the AUC of a therapeutically effective amount of Compound 100A.

[0561] In some embodiments, the systemic exposure of a therapeutically effective amount of a compound of Formula II that is not systemically absorbed (e.g., a compound of Formula II that comprises a non-systemic moiety such as L-K or other groups described herein) is reduced when compared to the systemic exposure of a therapeutically effective amount of Compound 100A. In some embodiments, the AUC of a therapeutically effective amount of a compound of Formula II that is not systemically absorbed (e.g., a compound of Formula II that comprises a non-systemic moiety such as L-K or other groups described herein) is about 10%, about 20%, about 30%, about 40%, about 50%, about 60%, about 70%, about 80% or about 90% reduced when compared to the AUC of a therapeutically effective amount of Compound 100A. In some embodiments, the AUC of a therapeutically effective amount of a compound of Formula II that is not systemically absorbed (e.g., a compound of Formula II that comprises a non-systemic moiety such as L-K or other groups described herein) is about 50% reduced when compared to the AUC of

[0563] In some embodiments, the systemic exposure of a therapeutically effective amount of a compound of Formula IV that is not systemically absorbed (e.g., a compound of Formula IV that comprises a non-systemic moiety such as L-K or other groups described herein) is reduced when compared to the systemic exposure of a therapeutically effective amount of Compound 100A. In some embodiments, the AUC of a therapeutically effective amount of a compound of Formula IV that is not systemically absorbed (e.g., a compound of Formula I that comprises a non-systemic moiety such as L-K or other groups described herein) is about 10%, about 20%, about 30%, about 40%, about 50%, about 60%, about 70%, about 80% or about 90% reduced when compared to the AUC of a therapeutically effective amount of Compound 100A. In some embodiments, the AUC of a therapeutically effective amount of a compound of Formula IV that is not systemically absorbed (e.g., a compound of Formula IV that comprises a non-systemic moiety such as L-K or other groups described herein) is about 50% reduced when compared to the AUC of a therapeutically effective amount of Compound 100A. In other embodiments, the AUC of a therapeutically effective amount of a compound of Formula IV that is not systemically absorbed (e.g., a compound of Formula IV that comprises a non-systemic moiety such as L-K or other groups described herein) is about 75% reduced when compared to the AUC of a therapeutically effective amount of Compound 100A.

[0564] In some embodiments, the systemic exposure of a therapeutically effective amount of a compound of Formula V that is not systemically absorbed (e.g., a compound of Formula V that comprises a non-systemic moiety such as L-K or other groups described herein) is reduced when compared to the systemic exposure of a therapeutically effective amount of Compound 100A. In some embodiments, the AUC of a therapeutically effective amount of a compound of Formula V that is not systemically absorbed (e.g., a compound of Formula V that comprises a non-systemic moiety such as L-K or other groups described herein) is about 10%, about 20%, about 30%, about 40%, about 50%, about 60%, about 70%.

[0056] In some embodiments, the systemic exposure of a therapeutically effective amount of a compound of Formula VI or VID that is not systemically absorbed (e.g., a compound of Formula VI or VID that comprises a non-systemic moiety such as L-K or other groups described herein) is reduced when compared to the systemic exposure of a therapeutically effective amount of Compound 100A. In some embodiments, the AUC of a therapeutically effective amount of a compound of Formula VI or VID that is not systemically absorbed (e.g., a compound of Formula VI or VID that comprises a non-systemic moiety such as L-K or other groups described herein) is about 10%, about 20%, about 30%, about 40%, about 50%, about 60%, about 70%, about 80% or about 90% reduced when compared to the AUC of a therapeutically effective amount of Compound 100A. In some embodiments, the AUC of a therapeutically effective amount of a compound of Formula VI or VID that is not systemically absorbed (e.g., a compound of Formula VI or VID that comprises a non-systemic moiety such as L-K or other groups described herein) is about 50% reduced when compared to the AUC of a therapeutically effective amount of Compound 100A. In other embodiments, the AUC of a therapeutically effective amount of a compound of Formula I that is not systemically absorbed (e.g., a compound of Formula VI or VID that comprises a non-systemic moiety such as L-K or other groups described herein) is about 75% reduced when compared to the AUC of a therapeutically effective amount of Compound 100A.

[0566] In certain embodiments, the C_{max} of a therapeutically effective amount of any non-systemic ASBTI described herein (e.g., an ASBTI that comprises a non-systemic moiety such as L-K or other groups described herein) is at least 10%, at least 20%, at least 30%, at least 40%, at least 50%, at least 60%, at least 70%, at least 80% or at least 90% reduced when compared to the C_{max} of any systemically absorbed ASBTI (e.g. Compound 100A).

[0567] By way of example, the Cmax of a therapeutically effective amount of a compound of Formula III, IIIA, IIIB or IIIC is about 10%, about 20%, about 30%, about 40%, about 50%, about 60%, about 70%, about 80% or about 90% reduced when compared to the Cmax of a therapeutically effective amount of Compound 100C. In some embodiments, the Cmax of a therapeutically effective amount of a compound of Formula III, IIIA, IIIB or IIIC is about 25% reduced when compared to the Cmax of a therapeutically effective amount of Compound 100C. In certain embodiments, the Cmax of a therapeutically effective amount of a compound of III, IIIA or IIIB is about 50% reduced when compared to the Cmax of a therapeutically effective amount of Compound 100C. In other embodiments, the Cmax of a therapeutically

effective amount of a compound of Formula III, IIIA, IIIB or IIIC is about 75% reduced when compared to the C_{max} of a therapeutically effective amount of Compound 100C.

[0568] In certain embodiments, the pharmaceutical composition administered includes a therapeutically effective amount of a bile salt, a bile acid mimic, or a bile salt mimic, an absorption inhibitor and a carrier (e.g., an orally suitable carrier or a rectally suitable carrier, depending on the mode of intended administration). In certain embodiments, the pharmaceutical composition used or administered comprises a bile salt, a bile acid mimic, or a bile salt mimic, an absorption inhibitor, a carrier, and one or more of a cholesterol absorption inhibitor, an enteroendocrine peptide, a peptidase inhibitor, a spreading agent, and a wetting agent.

[0569] In another specific embodiment, the pharmaceutical composition used to prepare an oral dosage form or administered orally comprises a bile salt, a bile acid mimic, or a bile salt mimic, an absorption inhibitor, an orally suitable carrier, an optional cholesterol absorption inhibitor, an optional enteroendocrine peptide, an optional peptidase inhibitor, an optional spreading agent, and an optional wetting agent. In certain embodiments, the orally administered compositions evokes an anorectal response. In specific embodiments, the anorectal response is an increase in secretion of one or more enteroendocrine by cells in the colon and/or rectum (e.g., in L-cells the epithelial layer of the colon and/or rectum). In some embodiments, the anorectal response persists for at least 1, 2, 3, 4, 5, 6, 7, 8, 9, 10, 11, 12, 13, 14, 15, 16, 17, 18, 19, 20, 21, 22, 23 or 24 hours. In other embodiments the anorectal response persists for a period between 24 hours and 48 hours, while in other embodiments the anorectal response persists for a period greater than 48 hours.

Routes of Administration and Dosage

[0570] In some embodiments, the compositions described herein and the compositions administered in the methods described herein are formulated to inhibit bile acid reuptake, or reduce serum or hepatic bile acid levels. In certain embodiments, the compositions described herein are formulated for rectal or oral administration. In some embodiments, such formulations are administered rectally or orally, respectively. In some embodiments, the compositions described herein are combined with a device for local delivery of the compositions to the rectum and/or colon (sigmoid colon, transverse colon, or ascending colon). In certain embodiments, for rectal administration the composition described herein are formulated as enemas, rectal gels, rectal foams, rectal aerosols, suppositories, jelly suppositories, or retention enemas. In some embodiments, for oral administration the compositions described herein are formulated for oral administration and enteric delivery to the colon.

[0571] In certain embodiments, the compositions or methods described herein are non-systemic. In some embodiments, compositions described herein deliver the ASBTI to the distal ileum, colon, and/or rectum and not systemically (e.g., a substantial portion of the enteroendocrine peptide secretion enhancing agent is not systemically absorbed). In some embodiments, oral compositions described herein deliver the ASBTI to the distal ileum, colon, and/or rectum and not systemically (e.g., a substantial portion of the enteroendocrine peptide secretion enhancing agent is not systemically absorbed). In some embodiments, rectal compositions described herein deliver the ASBTI to the distal ileum, colon, and/or rectum and not systemically (e.g., a substantial portion

of the enteroendocrine peptide secretion enhancing agent is not systemically absorbed). In certain embodiments, non-systemic compositions described herein deliver less than 90% w/w of the ASBTI systemically. In certain embodiments, non-systemic compositions described herein deliver less than 80% w/w of the ASBTI systemically. In certain embodiments, non-systemic compositions described herein deliver less than 70% w/w of the ASBTI systemically. In certain embodiments, non-systemic compositions described herein deliver less than 60% w/w of the ASBTI systemically. In certain embodiments, non-systemic compositions described herein deliver less than 50% w/w of the ASBTI systemically. In certain embodiments, non-systemic compositions described herein deliver less than 40% w/w of the ASBTI systemically. In certain embodiments, non-systemic compositions described herein deliver less than 30% w/w of the ASBTI systemically. In certain embodiments, non-systemic compositions described herein deliver less than 25% w/w of the ASBTI systemically. In certain embodiments, non-systemic compositions described herein deliver less than 20% w/w of the ASBTI systemically. In certain embodiments, non-systemic compositions described herein deliver less than 15% w/w of the ASBTI systemically. In certain embodiments, non-systemic compositions described herein deliver less than 10% w/w of the ASBTI systemically. In certain embodiments, non-systemic compositions described herein deliver less than 5% w/w of the ASBTI systemically. In some embodiments, systemic absorption is determined in any suitable manner, including the total circulating amount, the amount cleared after administration, or the like.

[0572] In certain embodiments, the compositions and/or formulations described herein are administered at least once a day. In certain embodiments, the formulations containing the ASBTI are administered at least twice a day, while in other embodiments the formulations containing the ASBTI are administered at least three times a day. In certain embodiments, the formulations containing the ASBTI are administered up to five times a day. It is to be understood that in certain embodiments, the dosage regimen of composition containing the ASBTI described herein is determined by considering various factors such as the patient's age, sex, and diet.

[0573] The concentration of the ASBTI administered in the formulations described herein ranges from about 1 mM to about 1 M. In certain embodiments the concentration of the ASBTI administered in the formulations described herein ranges from about 1 mM to about 750 mM. In certain embodiments the concentration of the ASBTI administered in the formulations described herein ranges from about 1 mM to about 500 mM. In certain embodiments the concentration of the ASBTI administered in the formulations described herein ranges from about 5 mM to about 500 mM. In certain embodiments the concentration of the ASBTI administered in the formulations described herein ranges from about 10 mM to about 500 mM. In certain embodiments the concentration of the administered in the formulations described herein ranges from about 25 mM to about 500 mM. In certain embodiments the concentration of the ASBTI administered in the formulations described herein ranges from about 50 mM to about 500 mM. In certain embodiments the concentration of the ASBTI administered in the formulations described herein ranges from about 100 mM to about 500 mM. In certain embodi-

ments the concentration of the ASBTI administered in the formulations described herein ranges from about 200 mM to about 500 mM.

[0574] In certain embodiments, any composition described herein comprises a therapeutically effective amount (e.g., to treat cholestasis or a cholestatic liver disease) of ursodiol. In some embodiments, ursodiol may be substituted for any other therapeutic bile acid or salt. In some embodiments, compositions described herein comprise or methods described herein comprise administering about 0.01 mg to about 10 g of ursodiol. In certain embodiments, a composition described herein comprises or a method described herein comprises administering about 0.1 mg to about 500 mg of ursodiol. In certain embodiments, a composition described herein comprises or a method described herein comprises administering about 0.1 mg to about 100 mg of ursodiol. In certain embodiments, a composition described herein comprises administering about 0.1 mg to about 50 mg of ursodiol. In certain embodiments, a composition described herein comprises or a method described herein comprises administering about 0.1 mg to about 10 mg of ursodiol. In certain embodiments, a composition described herein comprises or a method described herein comprises administering about 0.5 mg to about 10 mg of ursodiol. In some embodiments, compositions described herein comprise or methods described herein comprise administering about 0.1 mmol to about 1 mol of ursodiol. In certain embodiments, a composition described herein comprises or a method described herein comprises administering about 0.01 mmol to about 500 mmol of ursodiol. In certain embodiments, a composition described herein comprises or a method described herein comprises administering about 0.1 mmol to about 100 mmol of ursodiol. In certain embodiments, a composition described herein comprises or a method described herein comprises administering about 0.5 mmol to about 30 mmol of ursodiol. In certain embodiments, a composition described herein comprises or a method described herein comprises administering about 0.5 mmol to about 20 mmol of ursodiol. In certain embodiments, a composition described herein comprises or a method described herein comprises administering about 1 mmol to about 10 mmol of ursodiol. In certain embodiments, a composition described herein comprises or a method described herein comprises administering about 0.01 mmol to about 5 mmol of ursodiol. In certain embodiments, a composition described herein comprises or a method described herein comprises administering about 0.1 mmol to about 1 mmol of ursodiol. In various embodiments, certain bile acids/salts have different potencies and dosing is optionally adjusted accordingly.

[0575] In certain embodiments, by targeting the distal gastrointestinal tract (e.g., distal ileum, colon, and/or rectum), compositions and methods described herein provide efficacy (e.g., in reducing microbial growth and/or alleviating symptoms of cholestasis or a cholestatic liver disease) with a reduced dose of enteroendocrine peptide secretion enhancing agent (e.g., as compared to an oral dose that does not target the distal gastrointestinal tract).

Rectal Administration Formulations

[0576] The pharmaceutical compositions described herein for the non-systemic delivery of a compound described herein to the rectum and/or colon are formulated for rectal administration as rectal enemas, rectal foams, rectal gels, and rectal suppositories. The components of such formulations are

described herein. It is to be understood that as used herein, pharmaceutical compositions and compositions are or comprise the formulations as described herein. In some embodiments, rectal formulations comprise rectal enemas, foams, gels, or suppositories.

[0577] In certain embodiments, liquid carrier vehicles or co-solvents in the compositions and/or formulations described herein include, by way of non-limiting example, purified water, propylene glycol, PEG200, PEG300, PEG400, PEG600, polyethyleneglycol, ethanol, 1-propanol, 2-propanol, 1-propen-3-ol (allyl alcohol), propylene glycol, glycerol, 2-methyl-2-propanol, formamide, methyl formamide, dimethyl formamide, ethyl formamide, diethyl formamide, acetamide, methyl acetamide, dimethyl acetamide, ethyl acetamide, diethyl acetamide, 2-pyrrolidone, N-methyl-2-pyrrolidone, N-ethyl-2-pyrrolidone, tetramethyl urea, 1,3-dimethyl-2-imidazolidinone, propylene carbonate, 1,2-butylene carbonate, 2,3-butylene carbonate, dimethyl sulfoxide, diethyl sulfoxide, hexamethyl phosphoramide, pyruvic aldehyde dimethylacetal, dimethylisobutylidene and combinations thereof.

[0578] In some embodiments, stabilizers used in compositions and/or formulations described herein include, but are not limited to, partial glycerides of polyoxyethylene saturated fatty acids.

[0579] In certain embodiments, surfactants/emulsifiers used in the compositions and/or formulations described herein include, by way of non-limiting example, mixtures of cetostearyl alcohol with sorbitan esterified with polyoxyethylene fatty acids, polyoxyethylene fatty ethers, polyoxyethylene fatty esters, fatty acids, sulfated fatty acids, phosphated fatty acids, sulfosuccinates, amphoteric surfactants, non-ionic poloxamers, non-ionic meroxapols, petroleum derivatives, aliphatic amines, polysiloxane derivatives, sorbitan fatty acid esters, laureth-4, PEG-2 dilaurate, stearic acid, sodium lauryl sulfate, dioctyl sodium sulfosuccinate, cocoamphopropionate, poloxamer 188, meroxapol 258, triethanolamine, dimethicone, polysorbate 60, sorbitan monostearate, pharmaceutically acceptable salts thereof, and combinations thereof.

[0580] In some embodiments, non-ionic surfactants used in compositions and/or formulations described herein include, by way of non-limiting example, phospholipids, alkyl poly(ethylene oxide), poloxamers (e.g., poloxamer 188), polysorbates, sodium dioctyl sulfosuccinate, Brij™-30 (Laureth-4), Brij™-58 (Ceteth-20) and Brij™-78 (Steareth-20), Brij™-721 (Steareth-21), Crillet-1 (Polysorbate 20), Crillet-2 (Polysorbate 40), Crillet-3 (Polysorbate 60), Crillet 45 (Polysorbate 80), Myrj-52 (PEG-40 Stearate), Myrj-53 (PEG-50 Stearate), Pluronic™ F77 (Poloxamer 217), Pluronic™ F87 (Poloxamer 237), Pluronic™ F98 (Poloxamer 288), Pluronic™ L62 (Poloxamer 182), Pluronic™ L64 (Poloxamer 184), Pluronic™ F68 (Poloxamer 188), Pluronic™ L81 (Poloxamer 231), Pluronic™ L92 (Poloxamer 282), Pluronic™ L101 (Poloxamer 331), Pluronic™ P103 (Poloxamer 333), Pluracare™ F 108 NF (Poloxamer 338), and Pluracare™ F 127 NF (Poloxamer 407) and combinations thereof. Pluronic™ polymers are commercially purchasable from BASF, USA and Germany.

[0581] In certain embodiments, anionic surfactants used in compositions and/or formulations described herein include, by way of non-limiting example, sodium laurylsulphate,

sodium dodecyl sulfate (SDS), ammonium lauryl sulfate, alkyl sulfate salts, alkyl benzene sulfonate, and combinations thereof.

[0582] In some embodiments, the cationic surfactants used in compositions and/or formulations described herein include, by way of non-limiting example, benzalkonium chloride, benzethonium chloride, cetyl trimethylammonium bromide, hexadecyl trimethyl ammonium bromide, other alkyltrimethylammonium salts, cetylpyridinium chloride, polyethoxylated tallow and combinations thereof.

[0583] In certain embodiments, the thickeners used in compositions and/or formulations described herein include, by way of non-limiting example, natural polysaccharides, semi-synthetic polymers, synthetic polymers, and combinations thereof. Natural polysaccharides include, by way of non-limiting example, acacia, agar, alginates, carrageenan, guar, arabic, tragacanth gum, pectins, dextran, gellan and xanthan gums. Semi-synthetic polymers include, by way of non-limiting example, cellulose esters, modified starches, modified celluloses, carboxymethylcellulose, methyl cellulose, ethyl cellulose, hydroxyethyl cellulose, hydroxypropyl cellulose and hydroxypropyl methylcellulose. Synthetic polymers include, by way of non-limiting example, polyoxyalkylenes, polyvinyl alcohol, polyacrylamide, polyacrylates, carboxy-polymethylene (carbomer), polyvinylpyrrolidone (povidones), polyvinylacetate, polyethylene glycols and poloxamer. Other thickeners include, by way of nonlimiting example, polyoxyethyleneglycol isostearate, cetyl alcohol, Polyglycol 300 isostearate, propyleneglycol, collagen, gelatin, and fatty acids (e.g., lauric acid, myristic acid, palmitic acid, stearic acid, palmitoleic acid, linoleic acid, linolenic acid, oleic acid and the like).

[0584] In some embodiments, chelating agents used in the compositions and/or formulations described herein include, by way of non-limiting example, ethylenediaminetetraacetic acid (EDTA) or salts thereof, phosphates and combinations thereof.

[0585] In some embodiments, the concentration of the chelating agent or agents used in the rectal formulations described herein is a suitable concentration, e.g., about 0.1%, 0.15%, 0.2%, 0.25%, 0.3%, 0.4%, or 0.5% (w/v).

[0586] In some embodiments, preservatives used in compositions and/or formulations described herein include, by way of non-limiting example, parabens, ascorbyl palmitate, benzoic acid, butylated hydroxyanisole, butylated hydroxytoluene, chlorobutanol, ethylenediamine, ethylparaben, methylparaben, butyl paraben, propylparaben, monothioglycerol, phenol, phenylethyl alcohol, propylparaben, sodium benzoate, sodium propionate, sodium formaldehyde sulfoxylate, sodium metabisulfite, sorbic acid, sulfur dioxide, maleic acid, propyl gallate, benzalkonium chloride, benzethonium chloride, benzyl alcohol, chlorhexidine acetate, chlorhexidine gluconate, sorbic acid, potassium sorbitol, chlorbutanol, phenoxyethanol, cetylpyridinium chloride, phenylmercuric nitrate, thimerosol, and combinations thereof.

[0587] In certain embodiments, antioxidants used in compositions and/or formulations described herein include, by way of non-limiting example, ascorbic acid, ascorbyl palmitate, butylated hydroxyanisole, butylated hydroxytoluene, hypophosphorous acid, monothioglycerol, propyl gallate, sodium ascorbate, sodium sulfite, sodium bisulfite, sodium formaldehyde sulfoxylate, potassium metabisulphite, sodium metabisulfite, oxygen, quinones, t-butyl hydroquinone, ery-

thorbic acid, olive (olea eurpaea) oil, pentasodium penetetate, pentetic acid, tocopheryl, tocopheryl acetate and combinations thereof.

[0588] In some embodiments, concentration of the antioxidant or antioxidants used in the rectal formulations described herein is sufficient to achieve a desired result, e.g., about 0.1%, 0.15%, 0.2%, 0.25%, 0.3%, 0.4%, or 0.5% (w/v).

[0589] The lubricating agents used in compositions and/or formulations described herein include, by way of non-limiting example, natural or synthetic fat or oil (e.g., a tris-fatty acid glycerate and the like). In some embodiments, lubricating agents include, by way of non-limiting example, glycerin (also called glycerine, glycerol, 1,2,3-propanetriol, and trihydroxypropane), polyethylene glycols (PEGs), polypropylene glycol, polyisobutene, polyethylene oxide, behenic acid, behenyl alcohol, sorbitol, mannitol, lactose, polydimethylsiloxane and combinations thereof.

[0590] In certain embodiments, mucoadhesive and/or bioadhesive polymers are used in the compositions and/or formulations described herein as agents for inhibiting absorption of the enteroendocrine peptide secretion enhancing agent across the rectal or colonic mucosa. Bioadhesive or mucoadhesive polymers include, by way of non-limiting example, hydroxypropyl cellulose, polyethylene oxide homopolymers, polyvinyl ether-maleic acid copolymers, methyl cellulose, ethyl cellulose, propyl cellulose, hydroxyethyl cellulose, hydroxypropyl cellulose, hydroxypropylmethyl cellulose, carboxymethylcellulose, polycarbophil, polyvinylpyrrolidone, carbopol, polyurethanes, polyethylene oxide-polypropylene oxide copolymers, sodium carboxymethyl cellulose, polyethylene, polypropylene, lectins, xanthan gum, alginates, sodium alginate, polyacrylic acid, chitosan, hyaluronic acid and ester derivatives thereof, vinyl acetate homopolymer, calcium polycarbophil, gelatin, natural gums, karaya, tragacanth, algin, chitosan, starches, pectins, and combinations thereof.

[0591] In some embodiments, buffers/pH adjusting agents used in compositions and/or formulations described herein include, by way of non-limiting example, phosphoric acid, monobasic sodium or potassium phosphate, triethanolamine (TRIS), BICINE, HEPES, Trizma, glycine, histidine, arginine, lysine, asparagine, aspartic acid, glutamine, glutamic acid, carbonate, bicarbonate, potassium metaphosphate, potassium phosphate, monobasic sodium acetate, acetic acid, acetate, citric acid, sodium citrate anhydrous, sodium citrate dihydrate and combinations thereof. In certain embodiments, an acid or a base is added to adjust the pH. Suitable acids or bases include, by way of non-limiting example, HCL, NaOH and KOH.

[0592] In certain embodiments, concentration of the buffering agent or agents used in the rectal formulations described herein is sufficient to achieve or maintain a physiologically desirable pH, e.g., about 0.1%, 0.2%, 0.3%, 0.4%, 0.5%, 0.6%, 0.8%, 0.9%, or 1.0% (w/w).

[0593] The tonicity modifiers used in compositions and/or formulations described herein include, by way of non-limiting example, sodium chloride, potassium chloride, sodium phosphate, mannitol, sorbitol or glucose.

Oral Administration for Colonic Delivery

[0594] In certain aspects, the composition or formulation containing one or more compounds described herein is orally administered for local delivery of an ASBTI, or a compound described herein to the colon and/or rectum. Unit dosage

forms of such compositions include a pill, tablet or capsules formulated for enteric delivery to colon. In certain embodiments, such pills, tablets or capsules contain the compositions described herein entrapped or embedded in microspheres. In some embodiments, microspheres include, by way of non-limiting example, chitosan microcores HPMC capsules and cellulose acetate butyrate (CAB) microspheres. In certain embodiments, oral dosage forms are prepared using conventional methods known to those in the field of pharmaceutical formulation. For example, in certain embodiments, tablets are manufactured using standard tablet processing procedures and equipment. An exemplary method for forming tablets is by direct compression of a powdered, crystalline or granular composition containing the active agent(s), alone or in combination with one or more carriers, additives, or the like. In alternative embodiments, tablets are prepared using wet-granulation or dry-granulation processes. In some embodiments, tablets are molded rather than compressed, starting with a moist or otherwise tractable material.

[0595] In certain embodiments, tablets prepared for oral administration contain various excipients, including, by way of non-limiting example, binders, diluents, lubricants, disintegrants, fillers, stabilizers, surfactants, preservatives, coloring agents, flavoring agents and the like. In some embodiments, binders are used to impart cohesive qualities to a tablet, ensuring that the tablet remains intact after compression. Suitable binder materials include, by way of non-limiting example, starch (including corn starch and pregelatinized starch), gelatin, sugars (including sucrose, glucose, dextrose and lactose), polyethylene glycol, propylene glycol, waxes, and natural and synthetic gums, e.g., acacia sodium alginate, polyvinylpyrrolidone, cellulosic polymers (including hydroxypropyl cellulose, hydroxypropyl methylcellulose, methyl cellulose, ethyl cellulose, hydroxyethyl cellulose, and the like), Veegum, and combinations thereof. In certain embodiments, diluents are utilized to increase the bulk of the tablet so that a practical size tablet is provided. Suitable diluents include, by way of non-limiting example, dicalcium phosphate, calcium sulfate, lactose, cellulose, kaolin, mannitol, sodium chloride, dry starch, powdered sugar and combinations thereof. In certain embodiments, lubricants are used to facilitate tablet manufacture; examples of suitable lubricants include, by way of non-limiting example, vegetable oils such as peanut oil, cottonseed oil, sesame oil, olive oil, corn oil, and oil of theobroma, glycerin, magnesium stearate, calcium stearate, stearic acid and combinations thereof. In some embodiments, disintegrants are used to facilitate disintegration of the tablet, and include, by way of non-limiting example, starches, clays, celluloses, alginates, gums, crosslinked polymers and combinations thereof. Fillers include, by way of non-limiting example, materials such as silicon dioxide, titanium dioxide, alumina, talc, kaolin, powdered cellulose and microcrystalline cellulose, as well as soluble materials such as mannitol, urea, sucrose, lactose, dextrose, sodium chloride and sorbitol. In certain embodiments, stabilizers are used to inhibit or retard drug decomposition reactions that include, by way of example, oxidative reactions. In certain embodiments, surfactants are anionic, cationic, amphoteric or nonionic surface active agents.

[0596] In some embodiments, ASBTIs, or other compounds described herein are orally administered in association with a carrier suitable for delivery to the distal gastrointestinal tract (e.g., distal ileum, colon, and/or rectum).

[0597] In certain embodiments, a composition described herein comprises an ASBTI, or other compounds described herein in association with a matrix (e.g., a matrix comprising hypermelllose) that allows for controlled release of an active agent in the distal part of the ileum and/or the colon. In some embodiments, a composition comprises a polymer that is pH sensitive (e.g., a MMX™ matrix from Cosmo Pharmaceuticals) and allows for controlled release of an active agent in the distal part of the ileum. Examples of such pH sensitive polymers suitable for controlled release include and are not limited to polyacrylic polymers (e.g., anionic polymers of methacrylic acid and/or methacrylic acid esters, e.g., Carbopol® polymers) that comprise acidic groups (e.g., $-\text{COOH}$, $-\text{SO}_3\text{H}$) and swell in basic pH of the intestine (e.g., pH of about 7 to about 8). In some embodiments, a composition suitable for controlled release in the distal ileum comprises microparticulate active agent (e.g., micronized active agent). In some embodiments, a non-enzymatically degrading poly (dl-lactide-co-glycolide) (PLGA) core is suitable for delivery of an enteroendocrine peptide secretion enhancing agent (e.g., bile acid) to the distal ileum. In some embodiments, a dosage form comprising an enteroendocrine peptide secretion enhancing agent (e.g., bile acid) is coated with an enteric polymer (e.g., Eudragit® S-100, cellulose acetate phthalate, polyvinylacetate phthalate, hydroxypropylmethylcellulose phthalate, anionic polymers of methacrylic acid, methacrylic acid esters or the like) for site specific delivery to the distal ileum and/or the colon. In some embodiments, bacterially activated systems are suitable for targeted delivery to the distal part of the ileum. Examples of micro-flora activated systems include dosage forms comprising pectin, galactomannan, and/or Azo hydrogels and/or glycoside conjugates (e.g., conjugates of D-galactoside, β -D-xylopyranoside or the like) of the active agent. Examples of gastrointestinal micro-flora enzymes include bacterial glycosidases such as, for example, D-galactosidase, β -D-glucosidase, α -L-arabinofuranosidase, β -D-xylopyranosidase or the like.

[0598] The pharmaceutical composition described herein optionally include an additional therapeutic compound described herein and one or more pharmaceutically acceptable additives such as a compatible carrier, binder, filling agent, suspending agent, flavoring agent, sweetening agent, disintegrating agent, dispersing agent, surfactant, lubricant, colorant, diluent, solubilizer, moistening agent, plasticizer, stabilizer, penetration enhancer, wetting agent, anti-foaming agent, antioxidant, preservative, or one or more combination thereof. In some aspects, using standard coating procedures, such as those described in *Remington's Pharmaceutical Sciences*, 20th Edition (2000), a film coating is provided around the formulation of the compound of Formula I. In one embodiment, a compound described herein is in the form of a particle and some or all of the particles of the compound are coated. In certain embodiments, some or all of the particles of a compound described herein are microencapsulated. In some embodiments, the particles of the compound described herein are not microencapsulated and are uncoated.

[0599] In further embodiments, a tablet or capsule comprising an ASBTI or other compounds described herein is film-coated for delivery to targeted sites within the gastrointestinal tract. Examples of enteric film coats include and are not limited to hydroxypropylmethylcellulose, polyvinyl pyrrolidone, hydroxypropyl cellulose, polyethylene glycol 3350, 4500, 8000, methyl cellulose, pseudo ethylcellulose, amylopectin and the like.

Bile Acid Sequestrant

[0600] In certain embodiments, an oral formulation for use in any method described herein is, e.g., an ASBTI in association with a labile bile acid sequestrant. A labile bile acid sequestrant is a bile acid sequestrant with a labile affinity for bile acids. In certain embodiments, a bile acid sequestrant described herein is an agent that sequesters (e.g., absorbs or is charged with) bile acid, and/or the salts thereof.

[0601] In specific embodiments, the labile bile acid sequestrant is an agent that sequesters (e.g., absorbs or is charged with) bile acid, and/or the salts thereof, and releases at least a portion of the absorbed or charged bile acid, and/or salts thereof in the distal gastrointestinal tract (e.g., the colon, ascending colon, sigmoid colon, distal colon, rectum, or any combination thereof). In certain embodiments, the labile bile acid sequestrant is an enzyme dependent bile acid sequestrant. In specific embodiments, the enzyme is a bacterial enzyme. In some embodiments, the enzyme is a bacterial enzyme found in high concentration in human colon or rectum relative to the concentration found in the small intestine. Examples of micro-flora activated systems include dosage forms comprising pectin, galactomannan, and/or Azo hydrogels and/or glycoside conjugates (e.g., conjugates of D-galactoside, β -D-xylopyranoside or the like) of the active agent. Examples of gastrointestinal micro-flora enzymes include bacterial glycosidases such as, for example, D-galactosidase, β -D-glucosidase, α -L-arabinofuranosidase, β -D-xylopyranosidase or the like. In some embodiments, the labile bile acid sequestrant is a time dependent bile acid sequestrant (i.e., the bile acid sequesters the bile acid and/or salts thereof and after a time releases at least a portion of the bile acid and/or salts thereof). In some embodiments, a time dependent bile acid sequestrant is an agent that degrades in an aqueous environment over time. In certain embodiments, a labile bile acid sequestrant described herein is a bile acid sequestrant that has a low affinity for bile acid and/or salts thereof, thereby allowing the bile acid sequestrant to continue to sequester bile acid and/or salts thereof in an environ where the bile acids/salts and/or salts thereof are present in high concentration and release them in an environ wherein bile acids/salts and/or salts thereof are present in a lower relative concentration. In some embodiments, the labile bile acid sequestrant has a high affinity for a primary bile acid and a low affinity for a secondary bile acid, allowing the bile acid sequestrant to sequester a primary bile acid or salt thereof and subsequently release a secondary bile acid or salt thereof as the primary bile acid or salt thereof is converted (e.g., metabolized) to the secondary bile acid or salt thereof. In some embodiments, the labile bile acid sequestrant is a pH dependent bile acid sequestrant. In some embodiments, the pH dependent bile acid sequestrant has a high affinity for bile acid at a pH of 6 or below and a low affinity for bile acid at a pH above 6. In certain embodiments, the pH dependent bile acid sequestrant degrades at a pH above 6.

[0602] In some embodiments, labile bile acid sequestrants described herein include any compound, e.g., a macro-structured compound, that can sequester bile acids/salts and/or salts thereof through any suitable mechanism. For example, in certain embodiments, bile acid sequestrants sequester bile acids/salts and/or salts thereof through ionic interactions, polar interactions, static interactions, hydrophobic interactions, lipophilic interactions, hydrophilic interactions, steric interactions, or the like. In certain embodiments, macrostructured compounds sequester bile acids/salts and/or seques-

trants by trapping the bile acids/salts and/or salts thereof in pockets of the macrostructured compounds and, optionally, other interactions, such as those described above. In some embodiments, bile acid sequestrants (e.g., labile bile acid sequestrants) include, by way of non-limiting example, lignin, modified lignin, polymers, polycationic polymers and copolymers, polymers and/or copolymers comprising anyone one or more of N-alkenyl-N-alkylamine residues; one or more N,N,N-trialkyl-N-(N'-alkenylamino)alkyl-azanium residues; one or more N,N,N-trialkyl-N-alkenyl-azanium residues; one or more alkenyl-amine residues; or a combination thereof, or any combination thereof.

Covalent Linkage of the Drug with a Carrier

[0603] In some embodiments, strategies used for colon targeted delivery include, by way of non-limiting example, covalent linkage of the ASBTI or other compounds described herein to a carrier, coating the dosage form with a pH-sensitive polymer for delivery upon reaching the pH environment of the colon, using redox sensitive polymers, using a time released formulation, utilizing coatings that are specifically degraded by colonic bacteria, using bioadhesive system and using osmotically controlled drug delivery systems.

[0604] In certain embodiments of such oral administration of a composition containing an ASBTI or other compounds described herein involves covalent linking to a carrier wherein upon oral administration the linked moiety remains intact in the stomach and small intestine. Upon entering the colon the covalent linkage is broken by the change in pH, enzymes, and/or degradation by intestinal microflora. In certain embodiments, the covalent linkage between the ASBTI and the carrier includes, by way of non-limiting example, azo linkage, glycoside conjugates, glucuronide conjugates, cyclodextrin conjugates, dextran conjugates, and amino-acid conjugates (high hydrophilicity and long chain length of the carrier amino acid).

Coating with Polymers: pH-Sensitive Polymers

[0605] In some embodiments, the oral dosage forms described herein are coated with an enteric coating to facilitate the delivery of an ASBTI or other compounds described herein to the colon and/or rectum. In certain embodiments, an enteric coating is one that remains intact in the low pH environment of the stomach, but readily dissolved when the optimum dissolution pH of the particular coating is reached which depends upon the chemical composition of the enteric coating. The thickness of the coating will depend upon the solubility characteristics of the coating material. In certain embodiments, the coating thicknesses used in such formulations described herein range from about 25 μ m to about 200 μ m.

[0606] In certain embodiments, the compositions or formulations described herein are coated such that an ASBTI or other compounds described herein of the composition or formulation is delivered to the colon and/or rectum without absorbing at the upper part of the intestine. In a specific embodiment, specific delivery to the colon and/or rectum is achieved by coating of the dosage form with polymers that degrade only in the pH environment of the colon. In alternative embodiments, the composition is coated with an enteric coat that dissolves in the pH of the intestines and an outer layer matrix that slowly erodes in the intestine. In some of such embodiments, the matrix slowly erodes until only a core composition comprising an enteroendocrine peptide secre-

tion enhancing agent (and, in some embodiments, an absorption inhibitor of the agent) is left and the core is delivered to the colon and/or rectum.

[0607] In certain embodiments, pH-dependent systems exploit the progressively increasing pH along the human gastrointestinal tract (GIT) from the stomach (pH 1-2 which increases to 4 during digestion), small intestine (pH 6-7) at the site of digestion and it to 7-8 in the distal ileum. In certain embodiments, dosage forms for oral administration of the compositions described herein are coated with pH-sensitive polymer(s) to provide delayed release and protect the enteroendocrine peptide secretion enhancing agents from gastric fluid. In certain embodiments, such polymers are able to withstand the lower pH values of the stomach and of the proximal part of the small intestine, but disintegrate at the neutral or slightly alkaline pH of the terminal ileum and/or ileocecal junction. Thus, in certain embodiments, provided herein is an oral dosage form comprising a coating, the coating comprising a pH-sensitive polymer. In some embodiments, the polymers used for colon and/or rectum targeting include, by way of non-limiting example, methacrylic acid copolymers, methacrylic acid and methyl methacrylate copolymers, Eudragit L100, Eudragit S100, Eudragit L-30D, Eudragit FS-30D, Eudragit L100-55, polyvinylacetate phthalate, hydroxypropyl ethyl cellulose phthalate, hydroxypropyl methyl cellulose phthalate 50, hydroxypropyl methyl cellulose phthalate 55, cellulose acetate trimellitate, cellulose acetate phthalate and combinations thereof.

[0608] In certain embodiments, oral dosage forms suitable for delivery to the colon and/or rectum comprise a coating that has a biodegradable and/or bacteria degradable polymer or polymers that are degraded by the microflora (bacteria) in the colon. In such biodegradable systems suitable polymers include, by way of non-limiting example, azo polymers, linear-type-segmented polyurethanes containing azo groups, polygalactomannans, pectin, glutaraldehyde crosslinked dextran, polysaccharides, amylose, guar gum, pectin, chitosan, inulin, cyclodextrins, chondroitin sulphate, dextrans, locust bean gum, chondroitin sulphate, chitosan, poly(-caprolactone), polylactic acid and poly(lactic-co-glycolic acid).

[0609] In certain embodiments of such oral administration of compositions containing one or more ASBTIs or other compounds described herein, the compositions are delivered to the colon without absorbing at the upper part of the intestine by coating of the dosage forms with redox sensitive polymers that are degraded by the microflora (bacteria) in the colon. In such biodegradable systems such polymers include, by way of non-limiting example, redox-sensitive polymers containing an azo and/or a disulfide linkage in the backbone.

[0610] In some embodiments, compositions formulated for delivery to the colon and/or rectum are formulated for time-release. In some embodiments, time release formulations resist the acidic environment of the stomach, thereby delaying the release of the enteroendocrine peptide secretion enhancing agents until the dosage form enters the colon and/or rectum.

[0611] In certain embodiments the time released formulations described herein comprise a capsule (comprising an enteroendocrine peptide secretion enhancing agent and an optional absorption inhibitor) with hydrogel plug. In certain embodiments, the capsule and hydrogel plug are covered by a water-soluble cap and the whole unit is coated with an enteric polymer. When the capsule enters the small intestine the enteric coating dissolves and the hydrogels plug swells and

dislodges from the capsule after a period of time and the composition is released from the capsule. The amount of hydrogel is used to adjust the period of time to the release the contents.

[0612] In some embodiments, provided herein is an oral dosage form comprising a multi-layered coat, wherein the coat comprises different layers of polymers having different pH-sensitivities. As the coated dosage form moves along GIT the different layers dissolve depending on the pH encountered. Polymers used in such formulations include, by way of non-limiting example, polymethacrylates with appropriate pH dissolution characteristics, Eudragit® RL and Eudragit®RS (inner layer), and Eudragit® FS (outer layer). In other embodiments the dosage form is an enteric coated tablets having an outer shell of hydroxypropylcellulose or hydroxypropylmethylcellulose acetate succinate (HPM-CAS).

[0613] In some embodiments, provided herein is an oral dosage form that comprises coat with cellulose butyrate phthalate, cellulose hydrogen phthalate, cellulose propionate phthalate, polyvinyl acetate phthalate, cellulose acetate phthalate, cellulose acetate trimellitate, hydroxypropyl methylcellulose phthalate, hydroxypropyl methylcellulose acetate, dioxypopyl methylcellulose succinate, carboxymethyl ethylcellulose, hydroxypropyl methylcellulose acetate succinate, polymers and copolymers formed from acrylic acid, methacrylic acid, and combinations thereof

Combination Therapy with Fat Soluble Vitamins

[0614] In some embodiments, the methods provided herein further comprise administering one or more vitamins. In some embodiments, the vitamin is vitamin A, B1, B2, B3, B5, B6, B7, B9, B12, C, D, E, K, folic acid, pantothenic acid, niacin, riboflavin, thiamine, retinol, beta carotene, pyridoxine, ascorbic acid, cholecalciferol, cyanocobalamin, tocopherols, phylloquinone, menaquinone.

[0615] In some embodiments, the vitamin is a fat soluble vitamin such as vitamin A, D, E, K, retinol, beta carotene, cholecalciferol, tocopherols, phylloquinone. In a preferred embodiment, the fat soluble vitamin is tocopherol polyethylene glycol succinate (TPGS).

Combination Therapy with Partial External Biliary Diversion (PEBD)

[0616] In some embodiments, the methods provided herein further comprise using partial external biliary diversion as a treatment for patients who have not yet developed cirrhosis. This treatment helps reduce the circulation of bile acids/salts in the liver in order to reduce complications and prevent the need for early transplantation in many patients.

[0617] This surgical technique involves isolating a segment of intestine 10 cm long for use as a biliary conduit (a channel for the passage of bile) from the rest of the intestine. One end of the conduit is attached to the gallbladder and the other end is brought out to the skin to form a stoma (a surgically constructed opening to permit the passage of waste). Partial external biliary diversion may be used for patients who are unresponsive to all medical therapy, especially older, larger patients. This procedure may not be of help to young patients such as infants. Partial external biliary diversion may decrease the intensity of the itching and abnormally low levels of cholesterol in the blood.

Combination Therapy with ASBTI and Ursodiol

[0618] In some embodiments, an ASBTI is administered in combination with ursodiol or ursodeoxycholic acid, chenodeoxycholic acid, cholic acid, taurocholic acid, ursocholic

acid, glycocholic acid, glycodeoxycholic acid, taurodeoxycholic acid, taurocholate, glycochenodeoxycholic acid, taurooursodeoxycholic acid. In some instances an increase in the concentration of bile acids/salts in the distal intestine induces intestinal regeneration, attenuating intestinal injury, reducing bacterial translocation, inhibiting the release of free radical oxygen, inhibiting production of proinflammatory cytokines, or any combination thereof or any combination thereof.

[0619] An ASBTI and a second active ingredient are used such that the combination is present in a therapeutically effective amount. That therapeutically effective amount arises from the use of a combination of an ASBTI and the other active ingredient (e.g., ursodiol) wherein each is used in a therapeutically effective amount, or by virtue of additive or synergistic effects arising from the combined use, each can also be used in a subclinical therapeutically effective amount, i.e., an amount that, if used alone, provides for reduced effectiveness for the therapeutic purposes noted herein, provided that the combined use is therapeutically effective. In some embodiments, the use of a combination of an ASBTI and any other active ingredient as described herein encompasses combinations where the ASBTI or the other active ingredient is present in a therapeutically effective amount, and the other is present in a subclinical therapeutically effective amount, provided that the combined use is therapeutically effective owing to their additive or synergistic effects. As used herein, the term "additive effect" describes the combined effect of two (or more) pharmaceutically active agents that is equal to the sum of the effect of each agent given alone. A synergistic effect is one in which the combined effect of two (or more) pharmaceutically active agents is greater than the sum of the effect of each agent given alone. Any suitable combination of an ASBTI with one or more of the aforementioned other active ingredients and optionally with one or more other pharmacologically active substances is contemplated as being within the scope of the methods described herein.

[0620] In some embodiments, the particular choice of compounds depends upon the diagnosis of the attending physicians and their judgment of the condition of the individual and the appropriate treatment protocol. The compounds are optionally administered concurrently (e.g., simultaneously, essentially simultaneously or within the same treatment protocol) or sequentially, depending upon the nature of the disease, disorder, or condition, the condition of the individual, and the actual choice of compounds used. In certain instances, the determination of the order of administration, and the number of repetitions of administration of each therapeutic agent during a treatment protocol, is based on an evaluation of the disease being treated and the condition of the individual.

[0621] In some embodiments, therapeutically-effective dosages vary when the drugs are used in treatment combinations. Methods for experimentally determining therapeutically-effective dosages of drugs and other agents for use in combination treatment regimens are described in the literature.

[0622] In some embodiments of the combination therapies described herein, dosages of the co-administered compounds vary depending on the type of co-drug employed, on the specific drug employed, on the disease or condition being treated and so forth. In addition, when co-administered with one or more biologically active agents, the compound provided herein is optionally administered either simultaneously with the biologically active agent(s), or sequentially. In cer-

tain instances, if administered sequentially, the attending physician will decide on the appropriate sequence of therapeutic compound described herein in combination with the additional therapeutic agent.

[0623] The multiple therapeutic agents (at least one of which is a therapeutic compound described herein) are optionally administered in any order or even simultaneously. If simultaneously, the multiple therapeutic agents are optionally provided in a single, unified form, or in multiple forms (by way of example only, either as a single pill or as two separate pills). In certain instances, one of the therapeutic agents is optionally given in multiple doses. In other instances, both are optionally given as multiple doses. If not simultaneous, the timing between the multiple doses is any suitable timing, e.g., from more than zero weeks to less than four weeks. In addition, the combination methods, compositions and formulations are not to be limited to the use of only two agents; the use of multiple therapeutic combinations are also envisioned (including two or more compounds described herein).

[0624] In certain embodiments, a dosage regimen to treat, prevent, or ameliorate the condition(s) for which relief is sought, is modified in accordance with a variety of factors. These factors include the disorder from which the subject suffers, as well as the age, weight, sex, diet, and medical condition of the subject. Thus, in various embodiments, the dosage regimen actually employed varies and deviates from the dosage regimens set forth herein.

[0625] In some embodiments, the pharmaceutical agents which make up the combination therapy described herein are provided in a combined dosage form or in separate dosage forms intended for substantially simultaneous administration. In certain embodiments, the pharmaceutical agents that make up the combination therapy are administered sequentially, with either therapeutic compound being administered by a regimen calling for two-step administration. In some embodiments, two-step administration regimen calls for sequential administration of the active agents or spaced-apart administration of the separate active agents. In certain embodiments, the time period between the multiple administration steps varies, by way of non-limiting example, from a few minutes to several hours, depending upon the properties of each pharmaceutical agent, such as potency, solubility, bioavailability, plasma half-life and kinetic profile of the pharmaceutical agent.

[0626] In certain embodiments, provided herein are combination therapies. In certain embodiments, the compositions described herein comprise an additional therapeutic agent. In some embodiments, the methods described herein comprise administration of a second dosage form comprising an additional therapeutic agent. In certain embodiments, combination therapies the compositions described herein are administered as part of a regimen. Therefore, additional therapeutic agents and/or additional pharmaceutical dosage form can be applied to a patient either directly or indirectly, and concomitantly or sequentially, with the compositions and formulations described herein.

Kits

[0627] In another aspect, provided herein are kits containing a device for rectal administration pre-filled a pharmaceutical composition described herein. In certain embodiments, kits contain a device for oral administration and a pharmaceutical composition as described herein. In certain embodi-

ments the kits includes prefilled sachet or bottle for oral administration, while in other embodiments the kits include prefilled bags for administration of rectal gels. In certain embodiments the kits includes prefilled syringes for administration of oral enemas, while in other embodiments the kits include prefilled syringes for administration of rectal gels. In certain embodiments the kits includes prefilled pressurized cans for administration of rectal foams.

Pharmaceutical Compositions

[0628] Provided herein, in certain embodiments, is a pharmaceutical composition comprising a therapeutically effective amount of any compound described herein. In certain instances, the pharmaceutical composition comprises an ASBT inhibitor (e.g., any ASBTI described herein).

[0629] In certain embodiments, pharmaceutical compositions are formulated in a conventional manner using one or more physiologically acceptable carriers including, e.g., excipients and auxiliaries which facilitate processing of the active compounds into preparations which are suitable for pharmaceutical use. In certain embodiments, proper formulation is dependent upon the route of administration chosen. A summary of pharmaceutical compositions described herein is found, for example, in *Remington: The Science and Practice of Pharmacy*, Nineteenth Ed (Easton, Pa.: Mack Publishing Company, 1995); Hoover, John E., *Remington's Pharmaceutical Sciences*, Mack Publishing Co., Easton, Pa. 1975; Liberman, H. A. and Lachman, L., Eds., *Pharmaceutical Dosage Forms*, Marcel Decker, New York, N.Y., 1980; and *Pharmaceutical Dosage Forms and Drug Delivery Systems*, Seventh Ed. (Lippincott Williams & Wilkins 1999).

[0630] A pharmaceutical composition, as used herein, refers to a mixture of a compound described herein, such as, for example, a compound of Formula I-VI, with other chemical components, such as carriers, stabilizers, diluents, dispersing agents, suspending agents, thickening agents, and/or excipients. In certain instances, the pharmaceutical composition facilitates administration of the compound to an individual or cell. In certain embodiments of practicing the methods of treatment or use provided herein, therapeutically effective amounts of compounds described herein are administered in a pharmaceutical composition to an individual having a disease, disorder, or condition to be treated. In specific embodiments, the individual is a human. As discussed herein, the compounds described herein are either utilized singly or in combination with one or more additional therapeutic agents.

[0631] In certain embodiments, the pharmaceutical formulations described herein are administered to an individual in any manner, including one or more of multiple administration routes, such as, by way of non-limiting example, oral, parenteral (e.g., intravenous, subcutaneous, intramuscular), intranasal, buccal, topical, rectal, or transdermal administration routes.

[0632] In certain embodiments, a pharmaceutical compositions described herein includes one or more compound described herein as an active ingredient in free-acid or free-base form, or in a pharmaceutically acceptable salt form. In some embodiments, the compounds described herein are utilized as an N-oxide or in a crystalline or amorphous form (i.e., a polymorph). In some situations, a compound described herein exists as tautomers. All tautomers are included within the scope of the compounds presented herein. In certain embodiments, a compound described herein exists in an

unsolvated or solvated form, wherein solvated forms comprise any pharmaceutically acceptable solvent, e.g., water, ethanol, and the like. The solvated forms of the compounds presented herein are also considered to be described herein.

[0633] A "carrier" includes, in some embodiments, a pharmaceutically acceptable excipient and is selected on the basis of compatibility with compounds described herein, such as, compounds of any of Formula I-VI, and the release profile properties of the desired dosage form. Exemplary carrier materials include, e.g., binders, suspending agents, disintegration agents, filling agents, surfactants, solubilizers, stabilizers, lubricants, wetting agents, diluents, and the like. See, e.g., *Remington: The Science and Practice of Pharmacy*, Nineteenth Ed (Easton, Pa.: Mack Publishing Company, 1995); Hoover, John E., *Remington's Pharmaceutical Sciences*, Mack Publishing Co., Easton, Pa. 1975; Liberman, H. A. and Lachman, L., Eds., *Pharmaceutical Dosage Forms*, Marcel Decker, New York, N.Y., 1980; and *Pharmaceutical Dosage Forms and Drug Delivery Systems*, Seventh Ed. (Lippincott Williams & Wilkins 1999).

[0634] Moreover, in certain embodiments, the pharmaceutical compositions described herein are formulated as a dosage form. As such, in some embodiments, provided herein is a dosage form comprising a compound described herein, suitable for administration to an individual. In certain embodiments, suitable dosage forms include, by way of non-limiting example, aqueous oral dispersions, liquids, gels, syrups, elixirs, slurries, suspensions, solid oral dosage forms, aerosols, controlled release formulations, fast melt formulations, effervescent formulations, lyophilized formulations, tablets, powders, pills, dragees, capsules, delayed release formulations, extended release formulations, pulsatile release formulations, multiparticulate formulations, and mixed immediate release and controlled release formulations.

Release in Distal Ileum and/or Colon

[0635] In certain embodiments, a dosage form comprises a matrix (e.g., a matrix comprising hypermellose) that allows for controlled release of an active agent in the distal jejunum, proximal ileum, distal ileum and/or the colon. In some embodiments, a dosage form comprises a polymer that is pH sensitive (e.g., a MMXTM matrix from Cosmo Pharmaceuticals) and allows for controlled release of an active agent in the ileum and/or the colon. Examples of such pH sensitive polymers suitable for controlled release include and are not limited to polyacrylic polymers (e.g., anionic polymers of methacrylic acid and/or methacrylic acid esters, e.g., Carbopol® polymers) that comprise acidic groups (e.g., —COOH, —SO₃H) and swell in basic pH of the intestine (e.g., pH of about 7 to about 8). In some embodiments, a dosage form suitable for controlled release in the distal ileum comprises microparticulate active agent (e.g., micronized active agent). In some embodiments, a non-enzymatically degrading poly (dl-lactide-co-glycolide) (PLGA) core is suitable for delivery of an ASBTI to the distal ileum. In some embodiments, a dosage form comprising an ASBTI is coated with an enteric polymer (e.g., Eudragit® S-100, cellulose acetate phthalate, polyvinylacetate phthalate, hydroxypropylmethylcellulose phthalate, anionic polymers of methacrylic acid, methacrylic acid esters or the like) for site specific delivery to the ileum and/or the colon. In some embodiments, bacterially activated systems are suitable for targeted delivery to the ileum. Examples of micro-flora activated systems include dosage forms comprising pectin, galactomannan, and/or Azo hydrogels and/or glycoside conjugates (e.g., conjugates of D-ga-

lactoside, β -D-xylopyranoside or the like) of the active agent. Examples of gastrointestinal micro-flora enzymes include bacterial glycosidases such as, for example, D-galactosidase, β -D-glucosidase, α -L-arabinofuranosidase, β -D-xylopyranosidase or the like.

[0636] The pharmaceutical solid dosage forms described herein optionally include an additional therapeutic compound described herein and one or more pharmaceutically acceptable additives such as a compatible carrier, binder, filling agent, suspending agent, flavoring agent, sweetening agent, disintegrating agent, dispersing agent, surfactant, lubricant, colorant, diluent, solubilizer, moistening agent, plasticizer, stabilizer, penetration enhancer, wetting agent, anti-foaming agent, antioxidant, preservative, or one or more combination thereof. In some aspects, using standard coating procedures, such as those described in *Remington's Pharmaceutical Sciences*, 20th Edition (2000), a film coating is provided around the formulation of the compound of Formula I-VI. In one embodiment, a compound described herein is in the form of a particle and some or all of the particles of the compound are coated. In certain embodiments, some or all of the particles of a compound described herein are microencapsulated. In some embodiments, the particles of the compound described herein are not microencapsulated and are uncoated.

[0637] An ASBT inhibitor (e.g., a compound of Formula I-VI) is used in the preparation of medicaments for the prophylactic and/or therapeutic treatment of cholestasis or a cholestatic liver disease. A method for treating any of the diseases or conditions described herein in an individual in need of such treatment, involves administration of pharmaceutical compositions containing at least one ASBT inhibitor described herein, or a pharmaceutically acceptable salt, pharmaceutically acceptable N-oxide, pharmaceutically active metabolite, pharmaceutically acceptable prodrug, or pharmaceutically acceptable solvate thereof, in therapeutically effective amounts to said individual.

Screening Process

[0638] Provided in certain embodiments herein are processes and kits for identifying compounds suitable for treating cholestasis or a cholestatic liver disease. In certain embodiments, provided herein are assays for identifying compounds that selectively inhibits the ASBT by:

- [0639]** a. providing cells that are a model of intestinal cells;
 - [0640]** b. contacting the cells with a compound (e.g., a compound as described herein);
 - [0641]** c. detecting or measuring the effect of the compound on the inhibition of ASBT activity.
- [0642]** In certain embodiments, provided herein are assays for identifying compounds that are non-systemic compounds by
- [0643]** a. providing cells that are a model of intestinal permeability (e.g., Caco-2 cells);
 - [0644]** b. culturing the cells as a monolayer on semi-permeable plastic supports that are fitted into the wells of multi-well culture plates;
 - [0645]** c. contacting the apical or basolateral surface of the cells with a compound (e.g., a compound as described herein) and incubating for a suitable length of time;
 - [0646]** d. detecting or measuring the concentration of the compound on both sides of the monolayer by liquid-

chromatography-mass spectrometry (LC-MS) and computing intestinal permeability of the compound.

[0647] In certain embodiments, non-systemic compounds are identified by suitable parallel artificial membrane permeability assays (PAMPA).

[0648] In certain embodiments, non-systemic compounds are identified by use of isolated vascular-perfused gut preparations.

[0649] In certain embodiments, provided herein are assays for identifying compounds that inhibit recycling of bile acid salts by

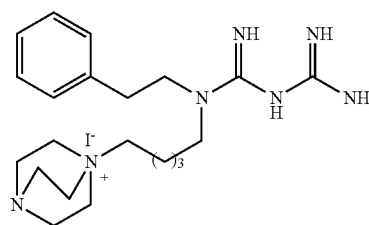
- [0650]** a. providing cells that are a model of intestinal cells with apical bile acid transporters (e.g., BHK cells, CHO cells);
- [0651]** b. incubating the cells with a compound (e.g., a compound as described herein) and/or a radiolabeled bile acid (e.g., ^{14}C taurocholate) for a suitable length of time;
- [0652]** c. washing the cells with a suitable buffer (e.g. phosphate buffered saline);
- [0653]** d. detecting or measuring the residual concentration of the radiolabeled bile acid in the cells.

EXAMPLES

Example 1

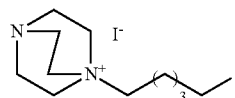
Synthesis of 1-phenethyl-1-((1,4-diazabicyclo[2.2.2]octanylpentyl)imidodicarbonimidic diamide, iodide salt

[0654]



Step 1: Synthesis of 5-(1,4-diazabicyclo[2.2.2]octanylpentyl)-1-iodo pentane, iodide salt

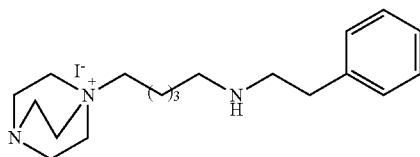
[0655]



[0656] 1,4-diazabicyclo[2.2.2]octane is suspended in THF. Diiodopentane is added dropwise and the mixture is refluxed overnight. The reaction mixture is filtered.

Step 2: Synthesis of N-phenethyl-5-(1,4-diazabicyclo[2.2.2]octanyl)-1-iodo pentane, iodide salt

[0657]



[0658] 5-(1,4-diazabicyclo[2.2.2]octanyl)-1-iodo pentane, iodide salt is suspended in acetonitrile. Phenethylamine is added dropwise and the mixture is refluxed overnight. The reaction mixture is filtered.

Step 3: Synthesis of 1-phenethyl-1-((1,4-diazabicyclo[2.2.2]octanyl)pentyl)imidodicarbonimidic diamide, iodide salt

[0659] N-phenethyl-5-(1,4-diazabicyclo[2.2.2]octanyl)-1-iodo pentane, iodide salt is heated with dicyanodiamide in n-butanol for 4 h. The reaction mixture is concentrated under reduced pressure.

[0660] The compounds in Table 1 are prepared using methods as described herein, and using appropriate starting materials.

TABLE 1

Compound No.	Structure
1	
2	
3	
4	
5	
6	

TABLE 1-continued

Compound No.	Structure
7	
8	
9	
10	
11	

Example 2

In Vitro Assay for Inhibition of ASBT-Mediated Bile Acid Uptake

[0661] Baby hamster kidney (BHK) cells are transfected with cDNA of human ASBT. The cells are seeded in 96-well tissue culture plates at 60,000 cells/well. Assays are run within 24 hours of seeding.

[0662] On the day of the assay the cell monolayer is washed with 100 mL of assay buffer. The test compound is added to each well along with 6 mM [¹⁴C] taurocholate in assay buffer (final concentration of 3 mM [¹⁴C] taurocholate in each well). The cell cultures are incubated for 2 h at 37° C. The wells are washed with PBS. Scintillation counting fluid is added to each well, the cells are shaken for 30 minutes prior to measuring amount of radioactivity in each well. A test compound that has significant ASBT inhibitory activity provides an assay wherein low levels of radioactivity are observed in the cells.

Example 3

In Vitro Assay for Secretion of GLP-2

[0663] Human NCI-H716 cells are used as a model for L-cells. Two days before each assay experiment, cells are

seeded in 12-well culture plates coated with Matrigel® to induce cell adhesion. On the day of the assay, cells are washed with buffer. The cells are incubated for 2 hours with medium alone, or with test compound. The extracellular medium is assayed for the presence of GLP-2. Peptides in the medium are collected by reverse phase adsorption and the extracts are stored until assay. The presence of GLP-2 is assayed using ELISA. The detection of increased levels of GLP-2 in a well containing a test compound identifies the test compound as a compound that can enhance GLP-2 secretions from L-cells.

Example 4

In Vivo Bioavailability Assay

[0664] The test compounds are solubilized in saline solutions. Sprague Dawley rats are dosed at 2-10 mg/kg body weight by iv and oral dosing. Peripheral blood samples are taken from the femoral artery at selected time periods up to 8 hours. Plasma concentrations of the compounds are determined by quantitative HPLC and/or mass spectrometry. Clearance and AUC values are determined for the compounds.

[0665] For oral dosing, bioavailability is calculated by also drawing plasma samples from the portal vein. Cannulae are

inserted in the femoral artery and the hepatic portal vein to obtain estimates of total absorption of drug without first-pass clearance in the liver. The fraction absorbed (F) is calculated by

$$F = AUC_{po} / AUC_{iv}$$

Example 5

Assay to Determine Ileal Intraenterocyte and Luminal Bile Acid Levels

[0666] Ileal luminal bile acid levels in SD rats are determined by flushing a 3-cm section of distal ileum with sterile, cold PBS. After flushing with additional PBS, the same section of ileum is weighed and then homogenized in fresh PBS for determination of interenterocyte bile acid levels. A LC/MS/MS system is used to evaluate cholic acid, DCA, LCA, chenodeoxycholic acid, and ursodeoxycholic acid levels.

Example 6

Animal to Determine Effect of Therapy on Cholestasis or a Cholestatic Liver Disease

[0667] Mdr2 knock out mouse model or cholestasis or a cholestatic liver disease induced rats (by carbon tetrachloride/phenobarbital) is used to test compositions described herein. The animals are orally administered a composition comprising an ASBTI such as 100B, 264W94; SD5613; SAR548304B; SA HMR1741; 1,1-Dioxo-3,3-dibutyl-5-phenyl-7-methylthio-8-(N—[(R)-α-[N-(2-sulphoethyl)carbamoyl]-4-hydroxybenzyl]carbamoylmethoxy)-2,3,4,5-tetrahydro-1,2,5-benzothiadiazepine; 1,1-Dioxo-3,3-dibutyl-5-phenyl-7-methylthio-8-(N—[(R)-α-[N—((S)-1-carboxy-2-(R)-hydroxypropyl)carbamoyl]-4-hydroxybenzyl]carbamoylmethoxy)-2,3,4,5-tetrahydro-1,2,5-benzothiadiazepine; 1,1-Dioxo-3,3-dibutyl-5-phenyl-7-methylthio-8-(N—[(R)-α-[N—((S)-1-carboxy-2-methylpropyl)carbamoyl]-4-hydroxybenzyl]carbamoylmethoxy)-2,3,4,5-tetrahydro-1,2,5-benzothiadiazepine; 1,1-dioxo-3,3-dibutyl-5-phenyl-7-methylthio-8-(N—[(R)-α-[N—((S)-1-carboxypropyl)carbamoyl]-4-hydroxybenzyl]carbamoylmethoxy)-2,3,4,5-tetrahydro-1,2,5-benzothiadiazepine; or 1,1-dioxo-3,3-dibutyl-5-phenyl-7-methylthio-8-[N—((R)-α-carboxy-4-hydroxybenzyl)carbamoylmethoxy]-2,3,4,5-tetrahydro-1,2,5-benzothiadiazepine.

[0668] Cholestasis or cholestatic liver disease is quantitated by total bile acid and bilirubin in serum versus that in control mice/rats administered with placebo. Serum bile acids/salts are determined by ELISA with specific antibodies for cholic and CCDCA. Serum bilirubin levels are determined by automated routine assays. Alternatively, livers of the mice can be harvested and pathology of the hepatocellular damage can be measured.

Example 7

Investigation of Orally Delivered LUM001 and 1-[4-[(4R,5R)-3,3-dibutyl-7-(dimethylamino)-2,3,4,5-tetrahydro-4-hydroxy-1,1-dioxido-1-benzothiepin-5-yl]phenoxy]butyl]4-aza-1-azoniabicyclo[2.2.2]octane methane sulfonate (Compound 100B) on Plasma GLP-2 Levels in Normal Rats

[0669] 12-week-old male HSD rats are fasted for 16 h and given oral dose of 0, 3, 30, 100 mg/kg of the ASBTIs

LUM001 or 1-[4-[(4R,5R)-3,3-dibutyl-7-(dimethylamino)-2,3,4,5-tetrahydro-4-hydroxy-1,1-dioxido-1-benzothiepin-5-yl]phenoxy]butyl]4-aza-1-azoniabicyclo[2.2.2]octane methane sulfonate (Synthesized by Nanosyn Inc., CA, USA) in a mixture of valine-pyrrolidine in water (n=5 per group). Blood samples in volume of 0.6 ml for each time point are taken from the caudal vein with a heparinized capillary tube 0, 1, 3 and 5 h after the administration of compounds and plasma GLP-2 level are determined Aprotinin and 10 µl of DPP-IV inhibitor per ml of blood are used for blood sample preservation during 10 min centrifugation and for storage at -70° C. or below. GLP-2 (Active pM) is tested by any commercially available ELISA kits.

Example 8

Tablet Formulation

[0670] 10 kg of a compound of Formula I-VI is first screened through a suitable screen (e.g. 500 micron). 25 kg Lactose monohydrate, 8 kg hydroxypropylmethyl cellulose, the screened compound of Formula I-VI and 5 kg calcium hydrogen phosphate (anhydrous) are then added to a suitable blender (e.g. a tumble mixer) and blended. The blend is screened through a suitable screen (e.g. 500 micron) and reblended. About 50% of the lubricant (2.5 kg, magnesium stearate) is screened, added to the blend and blended briefly. The remaining lubricant (2 kg, magnesium stearate) is screened, added to the blend and blended briefly. The granules are screened (e.g. 200 micron) to obtain granulation particles of the desired size. In some embodiments, the granules are optionally coated with a drug release controlling polymer such as polyvinylpyrrolidone, hydroxypropylcellulose, hydroxypropylmethyl cellulose, methyl cellulose, or a methacrylic acid copolymer, to provide an extended release formulation. The granules are filled in gelatin capsules.

Example 9

Pediatric Formulation

[0671] Disintegrating Tablet Formulation

[0672] The following example describes a large scale preparation (100 kg) of an ASBTI compound of Formula I-VI (e.g., LUM-001 or LUM-002).

Active ingredient (LUM-001)	2.5 kg
Lactose monohydrate NF	47.5 kg
Pregelatinized starch NF	18 kg
microcrystalline cellulose NF	17 kg
croscarmellose sodium NF	6.5 kg
povidone K29/32 USP	8.5 kg
<hr/>	
100 kg	

[0673] Pass ASBTI (2.5 kg), lactose monohydrate NF (47.5 kg), pregelatinized starch NF (18 kg), microcrystalline cellulose NF (17 kg), croscarmellose sodium NF (6.5 kg) and povidone K29/32 USP (8.5 kg) through a #10 mesh screen. Add the screened material to a 600 Collette mixer. Mix for 6 minutes at low speed, without chopper. Add the direct blend mixture from the previous step to a 20-cubic foot V-shell PK blender (Model C266200). Pass magnesium stearate NF (0.5 to 1 kg) through a 10 mesh screen into a properly prepared container. Add approximately half of the magnesium stearate to each side of the PK blender and blend for 5 minutes. Add the blended mixture from the previous step to Kikusui tablet press for compression into tablets. The compression equipment can be outfitted to make tooling for 50 mg tablet, 75 mg tablet and 100 mg tablet.

Example 10

Chewable Tablet

[0674] A 40% (w/w) solution of the Eudragit E100 in ethanol was added with mixing to the active ingredient and blended until granules were formed. The resulting granules were dried and then sieved through a 16 mesh screen.

Active ingredient	4.0 mg
Eudragit E100	0.6 mg
Sorbitol: Direct Compression Grade	18.8 mg
Lactose: Direct Compression Grade	15.6 mg
Croscarmellose Sodium Type A	1.2 mg
Aspartame	0.3 mg
Aniseed flavoring	0.6 mg
Butterscotch flavoring	0.6 mg
Magnesium Stearate	0.6 mg
Microcrystalline Cellulose (Avicel PH102)	4.7 mg
<hr/>	
	47 mg

[0675] The active ingredient granules and extragranular excipients were put into a cone blender and mixed thoroughly. The resulting mix was discharged from the blender and compressed on a suitable rotary tablet press fitted with the appropriate punches.

Example 11

Animal Study

[0676] Animal Preparation.

[0677] Male Zucker diabetic fatty rats (ZDF/GmiCrl-fa/fa) were purchased from Charles River (Raleigh, N.C.) and housed under controlled conditions (12:12 light-dark cycle, 24° C. and 50% relative humidity) with free access to rodent food (Purina 5008, Harlan Teklad, Indianapolis, Ind.). All rats arrived at seven weeks of age (± 3 days). After a one-week acclimation period, rats were anesthetized with isoflurane (Abbott Laboratories, IL) and tail-vein blood samples were collected at 9 am without fasting. Blood glucose levels were measured using a glucometer (Bayer, Leverkusen, Germany). In order to ensure balanced treatment groups, ZDF rats were assigned to six treatment groups based upon baseline glucose: vehicle (0.5% HPMC, 0.1% Tween80) and five doses of 264W94 (0.001, 0.01, 0.1, 1, 10 mg/kg). All treatments were given via oral gavage twice a day and animals were followed for two weeks with blood samples collected from tail vein at the end of each week at 9 am without fasting. Fecal samples were collected for 24 hours during the second week of treatment.

[0678] Measurement of Clinical Chemistry Parameters.

[0679] Non-esterified fatty acids (NEFA), bile acids, and bile acids in fecal extraction were measured using the Olympus AU640 clinical chemistry analyzer (Beckman Coulter, Irving, Tex.).

[0680] Changes in Fecal Bile Acid Excretion and Plasma Bile Acid Concentrations

[0681] Oral administration of 264W94 dose-dependently increased bile acids in the feces. Fecal bile acid concentrations were elevated up to 6.5 fold with an ED₅₀ of 0.17 mg/kg, when compared to vehicle treated rats. Fecal NEFA also slightly increased in 264W94 treated rats. In contrast, plasma bile acid concentrations were decreased dose-dependently in 264W94 treated rats. See FIG. 1.

[0682] Plasma Bile Acid Levels of ZDF Rats after Administration of Ascending Doses of SC-435 and LUM002.

[0683] Male ZDF rats (n=4) were administered vehicle, SC-435 (1, 10 or 30 mg/kg) or LUM002 (0.3, 1, 3, 10 or 30 mg/kg) by oral gavage twice a day for 2 weeks. Plasma bile acid levels were determined at the end of the second week. Plasma bile acid levels were decreased for all doses of SC-435 and LUM002. Data are expressed as mean values \pm SEM. See FIG. 2.

Example 12

Animal Study on the Duration of Action and Time to Onset of ASBTI Activity of a Single Oral Dose of LUM001 on Postprandial Total Serum Bile Acids in Beagle Dogs

[0684] Test Compound:

[0685] LUM001- Form I

[0686] Dosage Preparation and Administration:

[0687] LUM001 was dissolved in water at concentrations that required the administration of 0.2 ml/kg of solution. Solutions were placed into gelatin capsules, Torpac Inc., size 13 Batch 594, East Hanover N.J., and administered orally.

[0688] Dogs:

[0689] Male beagle dogs were obtained from Covance Research Products, Cumberland Va. or Marshall Farms USA, Inc., North Rose N.Y. A total of 20 dogs, 1 to 5 years old, 6.8 to 15.6 kg body weight, were used in these experiments. The dogs were conditioned to a 12 hour light/dark cycle and maintained on a feeding restriction of 1 hour per day access to food (Richman Standard Certified Canine Diet #5007, PMI Nutrition, Inc., St Louis Mo.) from 7 to 8 AM. They were trained to eat a special meal promptly within 20 minutes when presented (1 can. 397 g, Evanger's 100% Beef for Dogs, Evanger's Dog and Cat Food Co., Inc., Wheeling Ill., mixed with 50 g of sharp cheddar cheese.).

[0690] Serum Total Bile Acid (SBA) Measurement:

[0691] SBA was measured by an enzymatic assay. SBA values are expressed as μ g of total bile acids/ml of serum.

[0692] Control Experiments to Estimate the Rise and Duration of Elevation in Systemic Serum Bile Acid:

[0693] Previous work demonstrated that SBA of beagle dogs rises to a peak level one hour after feeding the meal described above, and remains at a plateau for 4 hours and then declines. To estimate the details of this plateau, 6 dogs were given a test meal and blood samples for SBA measurement were collected at -30, 0, 30, 60, 65, 70, 80, 90, 120, 180, 240, 360, 480, 720, 1410 and 1440 minutes from the time of feeding. Any remaining food was removed 20 min after it was first presented to the dogs. To establish a method for extending the elevated plateau of SBA, 6 dogs were given the meal at 0 hr and an additional 1/2 size meal again 4 hr after their first meal. Blood samples were taken at 0, 1, 2, 3, 4, 4.5, 6, 7 and 8 hr. The curves for SBA level vs time obtained in these experiments were used as references for determining blood sampling times in experiments with LUM001. Wherever possible, experimental design permitting, in experiments with test compound, each dog served as its own simultaneous control, and the mean 1 hr SBA value served as the reference to which all other mean values were compared.

[0694] Experiments to Measure Time to Onset of Activity of LUM001:

[0695] LUM001 was administered at 0, 0.01, 0.05, 0.2 and 1 mg/kg, p.o. to dogs, n=6, 1 hr after feeding the standard experimental meal. Blood samples for SBA measurement were taken at -30, 0, 30, 60, 65, 70, 80, 90, 120 and 180 minutes from the time of feeding. Each dog served as its own control, and mean SBA levels were compared to the mean SBA level at 60 minutes.

TABLE 1

Onset of Activity of LUM001 on Dog Serum Bile Acids Serum Bile Acid (µg/ml)										
SD-5613										
Time	Water, n = 6		0.01 mg/kg, n = 6		0.05 mg/kg, n = 6		0.2 mg/kg, n = 6		1 mg/kg, n = 6	
(min)	Mean	sem	Mean	sem	Mean	sem	Mean	sem	Mean	sem
-30	2.2	0.3	1.5	0.1	1.4	0.1	2.4	0.5	2.1	0.2
0	2.0	0.3	1.4	0.1	2.1	0.6	1.9	0.2	2.8	0.4
30	6.9	2.1	5.8	2.5	6.8	2.3	9.1	2.1	7.6	1.8
60	17.8	3.2	14.6	2.8	10.4	1.2	19.1	2.7	13.8	1.4
65	16.6	3.6	13.9	2.4	12.2	1.7	14.9	1.7	13.5	1.4
70	16.2	1.9	14.1	2.2	12.0	1.6	16.7	2.3	15.4	1.8
80	16.1	2.3	12.8	1.8	10.0	1.3	14.3	2.2	12.1	1.4
90	15.2	2.8	11.0	2.0	8.8	1.6	9.8*	0.6	7.4*	1.2
120	15.5	3.6	10.8	1.7	6.5*	1.2	4.8*	0.3	3.0*	0.1
180	14.7	3.1	11.0	1.6	6.5*	1.2	4.0	0.6	2.6*	0.2

All animals were fed at 0 minutes and dosed at 60 minutes.

*= p < 0.05 compared to 60 minute value in the same curve by two-tailed paired two-sample t-test.

[0696] Experiments to Measure the Duration of Action of LUM001:

[0697] In dogs a single experimental meal produces a postprandial rise in SBA that is elevated to a peak at 1 hour after feeding and constant for an additional 3 hours. Previous experiments (2) indicate that LUM001 remains active for more than 4.5 hours. To measure the duration of action of an ASBT inhibitor using postprandial SBA levels requires that in the control situation the SBA levels remain elevated and constant for the entire period of compound action, or that the compound be administered long before the postprandial rise occurs, and remain active in the empty digestive system for long periods before feeding. Accordingly, two alternative methods were used to provide a window of constant SBA elevation that could be used to measure the duration of action of ASBT inhibitors.

[0698] Method 1: Two Meals for Extended SBA Elevation:

[0699] LUM001 was administered at 0.05 and 0.2 mg/kg, p.o. to 6 dogs 1 hr after feeding them a meal. At 4 hours after the meal was offered, a second meal of ½ the size of the first meal was offered. It too was consumed as promptly and thoroughly as the first meal, and provided an extended, constant SBA plateau. Blood samples for SBA measurement were taken at 0, 1, 1.5, 2, 4, 4.5, 5, 5.5, 6, 6.5, 7, 7.5 and 8 hours from the time of offering the first meal. Mean SBA levels were compared to the mean SBA level at 1 hour, each dog serving as its own control. The end of activity is considered to occur at time point at which the mean SBA value is not significantly lower than the 1 hr mean value.

TABLE 2

Duration of Action of LUM001 on Dog Serum Bile Acids I Serum Bile Acid (µg/ml)						
SD-5613						
Time	Water, n = 6		0.05 mg/kg, n = 6		0.2 mg/kg, n = 6	
(hr)	Mean	SEM	Mean	SEM	Mean	SEM
0	2.5	0.5	1.4	0.1	1.3	0.1
1	13.1	1.3	9.2	1.8	11.1	1.5

TABLE 2-continued

Duration of Action of LUM001 on Dog Serum Bile Acids I Serum Bile Acid (µg/ml)						
SD-5613						
Time	Water, n = 6		0.05 mg/kg, n = 6		0.2 mg/kg, n = 6	
(hr)	Mean	SEM	Mean	SEM	Mean	SEM
1.5			9.6	2.0	9.1	0.6
2	14.6	1.2	6.7	0.6	3.8*	0.4
3	14.4	1.7				
4	14.8	1.2	5.1*	0.7	2.5*	0.4
4.5	16.6	1.5	6.4	0.7	3.3*	0.6
5	15.8	2.0	7.0	0.7	3.1*	0.4
6	15.5	2.1	7.0	0.9	3.6*	0.7
7	14.4	2.5	7.4	0.8	3.9*	0.5
8	13.3	1.5	6.5	1.1	5.8*	0.8

All animals were fed a full meal at 0 hour, dosed orally with the compound at 1 hour and then fed an additional one-half meal at 4 hours.

*= p < 0.05 compared to the mean value in the same curve at 1 hour by two-tailed paired two-sample t-test.

[0700] All animals were fed a full meal at 0 hour, dosed orally with the compound at 1 hour and then fed an additional one-half meal at 4 hours. *=p<0.05 compared to the mean value in the same curve at 1 hour by two-tailed paired two-sample t-test.

[0701] Method 2: One Meal and Extended Interval Between Dosing and Feeding:

[0702] Alternatively, 6 dogs were dosed with water or LUM001, at 0.05 mg/kg, p.o. at 1.5 hours prior to being fed, or 0.05, or 0.2 mg/kg, at 2 hours prior to feeding. This moved the elevated SBA plateau out in time from the dose point. Blood samples for SBA measurement were taken immediately before dosing (0 or 0.5 hr), at feeding (2 hr), 2.5, 3, 4 and 5 hours after feeding. This allowed detection of activity out to 5.5 and 6 hours after dosing without feeding the dogs a second time. Mean SBA levels were compared to the corresponding mean SBA levels in water treated controls. The end of activity is considered to occur at the first time point at which the mean SBA value is not significantly lower than the corresponding control mean value.

TABLE 3

Duration of Action of LUM001 on Dog Serum Bile Acids II Serum Bile Acid (μg/ml)								
Dosing Time								
Feeding time								
SD-5613								
Time	Water, n = 6		0.05 mg/kg, n = 9		0.05 mg/kg n = 9		0.2 mg/kg, n = 6	
(hr)	Mean	SEM	Mean	SEM	Mean	SEM	Mean	SEM
0					1.7	0.1	1.3	0.1
0.5			1.8	0.3				
2	2.0	0.3	1.7	0.1	2.0	0.5	1.7	0.3
2.5	6.9	2.1	2.5	0.6				
3	17.8	3.2	9.7	2.6	9.0*	1.4	4.1*	0.6
4	15.5	3.6	12.4	2.0	10.8	1.2	6.5*	0.8
5	14.7	3.1	11.6	2.4	10.6	0.9	7.9*	1.1

*= p < 0.05 vs water treatment by two-tailed two-sample t-test without assuming equal variances.

[0703] Conclusion:

[0704] In the dog SBA model, the ED₅₀ dose (0.2 mg/kg) of LUM001 administered orally 1 hour after feeding significantly lowered serum bile acid levels within 30 minutes of dosing and these levels remained significantly lowered for at least 6 hours. By comparison, a threshold dose of 0.05 mg/kg significantly lowered SBA levels within approximately 1 to 2 hours after dosing but the significant decrease was not sustained beyond 3 hours after dosing. Increasing the dose above the ED₅₀ level to 1 mg/kg did not shorten the onset time to significant SBA lowering and still sustained a maximal suppression for 2 hours after dosing. When LUM001 was administered 2 hours prior to feeding, a dose of 0.2 mg/kg was required produce a significant effect that was sustained for at least 2-3 hours after feeding. The results from these studies indicate that the presence of food in the GI tract has a significant impact on the pharmacodynamic activity of the ASBT inhibitor, most likely by altering the residence time of the drug in the small intestine.

Example 13

A Randomized, Double-Blind, Placebo Controlled, Safety, Tolerability, Pharmacokinetic, and Pharmacodynamic Study of Ascending Multiple Oral Doses of LUM001 in Healthy Adult Subjects

[0705] This Phase 1 study was a randomized, double-blind, placebo-controlled study of ascending multiple oral doses of LUM001 in healthy, adult subjects. This study was conducted at a single center. There were 13 LUM001 dosing panels: 10, 20, 60, 100, and 20 mg every morning (qAM) (2) (i.e., the regimen was tested a second time in the study), 5 mg every evening (qPM), 0.5, 1, 2.5, 5, 2.5 (2), 5 (2), and 0.5 to 5 mg qAM dose titration. Most of the dosing panels included subjects treated with matching placebo. Shown in the graphs are data from the 0.5 (n=16), 1.0 (n=8), 2.5 (n=8), 5.0 (n=8) and 10 (n=8) mg dosing groups.

[0706] For the qAM dosing panels, LUM001 or placebo was administered each day of the treatment period (28 days) immediately prior to the morning meal at approximately 08:00 and after any necessary blood work was drawn.

[0707] Serum Bile Acid (SBA) Analysis:

[0708] On Day -1, blood was drawn for baseline SBA at approximately 30 minutes before and after breakfast and 30 minutes after lunch and dinner. During the treatment period, samples were obtained on days 2, 14 and 28 (14 day results

are presented in FIG. 3) at -30, 30, 60 120, and 240 minutes after each of the 3 daily meals for analysis. For each sample, approximately 3 mL of venous blood were collected by venipuncture or saline lock.

[0709] SBA were analyzed as part of the routine clinical analysis of the serum samples collected at each time point.

[0710] Fecal Bile Acid Analysis:

[0711] Fecal samples were collected for all panels except the dose-titration panel, 2.5 (2) and 5 mg (2), on Days 9 through 14 and 23 through 28 (data shown in FIG. 4). Twenty-four hour FBA excretions were quantified by Pharmacia for Days 9 through 14 and 23 through 28. Feces were collected in a 24-hour collection container beginning at 08:00 and ending 24 hours later. This procedure was followed on Days 9 through 14 and 23 through 28, with new collection containers issued for each 24-hour period. The weight of each 24-hour fecal collection was recorded on the CRFs. Specimens were stored in 24-hour containers, frozen at approximately -80° C. prior to analysis.

[0712] An aliquot for each 24-hour fecal sample collected on Days 23 through 28 was combined, homogenized, and analyzed for bile acid species concentrations by ANAP-HARM. The fecal bile acid species evaluated include chenodeoxycholic acid, cholic acid, deoxycholic acid, and lithocholic acid.

[0713] Conclusion:

[0714] The results showed a significant reduction in serum bile acids and significant increase in fecal bile acids.

Example 14

Human Study to Test Efficacy of ASBTI in Lowering Serum Bile Acids

[0715] LUM001 has been administered to forty patients under the age of 18 years old. Table below shows the exemplary characteristics of five patients who received LUM001. The drug was administered once-a-day (QD) in the morning for fourteen days. The levels of systemic exposure of LUM001 were measured on day eight and the drug was confirmed to be minimally absorbed by in the patients. These doses are similar to those using to treat patients with cholestatic diseases.

TABLE 4

Pharmacokinetics of LUM001 in subjects (study NB-00-02-014)				
Subject Number	LUM001 treatment (mg)	Sex	Dose μg/kg	Average serum drug exposure (ng/ml)
0309	1.0	MALE	35.0	0.0
0304	1.0	MALE	24.3	0.0
0308	1.0	MALE	28.9	0.0
0410	2.5	FEMALE	42.0	0.0
0510	5.0	MALE	168.4	0.0

[0716] The efficacy of LUM001 was determined by measuring total serum bile acids after eight days of dosing in children and adolescents under the age of eighteen. Thirty minutes before the next drug administration, at approximately 8 am in the morning, serum bile acid levels were measured. The child had refrained from food for 12 hours prior to this sample thus providing a fasted level of serum bile acid. After breakfast, serum bile acids were measured for up to the next 4 hours (8 am to noon) and the peak serum bile acid concentration noted. LUM001 was shown to generally decrease both the fasting and post-prandial peak levels of serum bile acids (see table). In the table below the placebo patients had an average fasting serum bile acid level of 8.6 μmol/L and a post-prandial peak serum bile acid level of 11.9 μmol/L. For the LUM001 treated patients the values were 6.5 μmol/L and 9.2, respectively, representing a 24% and 23% decrease (see FIG. 5).

TABLE 5

Fasting SBA and morning post-prandial peak in subjects										
Drug dose (mg)	Patients									
	301 Placebo	307 Placebo	405 Placebo	408 Placebo	508 Placebo	304 1	308 1	309 1	401 2.5	510 5
Fasting serum bile acid ($\mu\text{mol/l}$)	9.1	7.4	10.5	8.3	7.7	5.6	6.8	6.9	6.0	7.4
Morning Post-prandial peak ($\mu\text{mol/l}$)	11.9	10.7	13.1	13.4	10.4	8.4	9.3	10.0	6.8	11.3

Example 15

Clinical Trial to Test Efficacy of ASBTI in Treatment and/or Alleviation of Symptoms of Cholestasis or a Cholestatic Liver Disease

[0717] This study will determine efficacy of ASBTI treatment in patients afflicted with cholestasis or a cholestatic liver disease.

[0718] Subjects 18 years of age or older, clinically diagnosed with cholestasis or a cholestatic liver disease will be enrolled. Subjects may be diagnosed by symptoms such as jaundice, chronic pruritis, total serum bile acid/bilirubin elevation.

[0719] Subjects who have life threatening renal disease, cardiovascular disease, or congenital anomalies will be excluded.

[0720] Subjects will be administered a daily oral dose of compound 100B formulated for release in the distal ileum. Alternatively, any of the following compounds can be the subject of the clinical trial: 264W94; SD5613; SAR548304B; SA HMR1741; 1,1-Dioxo-3,3-dibutyl-5-phenyl-7-methylthio-8-(N—[(R)- α -[N-(2-sulphoethyl)carbamoyl]-4-hydroxybenzyl]carbamoylmethoxy)-2,3,4,5-tetrahydro-1,2,5-benzothiadiazepine; 1,1-Dioxo-3,3-dibutyl-5-phenyl-7-methylthio-8-(N—[(R)- α -[N—((S)-1-carboxy-2-(R)-hydroxypropyl)carbamoyl]-4-hydroxybenzyl]carbamoylmethoxy)-2,3,4,5-tetrahydro-1,2,5-benzothiadiazepine; 1,1-Dioxo-3,3-dibutyl-5-phenyl-7-methylthio-8-(N—[(R)- α -[N—((S)-1-carboxy-2-methylpropyl)carbamoyl]-4-hydroxybenzyl]carbamoylmethoxy)-2,3,4,5-tetrahydro-1,2,5-benzothiadiazepine; 1,1-dioxo-3,3-dibutyl-5-phenyl-7-methylthio-8-(N—[(R)- α -[N—((S)-1-carboxypropyl)carbamoyl]-4-hydroxybenzyl]carbamoylmethoxy)-2,3,4,5-tetrahydro-1,2,5-benzothiadiazepine; or 1,1-dioxo-3,3-dibutyl-5-phenyl-7-methylthio-8-[N—(R)- α -carboxy-4-hydroxybenzyl]carbamoylmethoxy]-2,3,4,5-tetrahydro-1,2,5-benzothiadiazepine.

[0721] The primary endpoint is the proportion of subjects showing resolution or improvement of baseline signs and symptoms, e.g., jaundice, serum levels of bile acids/salts and/or bilirubin, pruritis.

Example 16

Clinical Trial to Test Efficacy of ASBTI in Treatment and/or Alleviation of Symptoms of Progressive Familial Intrahepatic Cholestasis 1 (PFIC-1)

[0722] This study will determine efficacy of an ASBTI for treatment in patients afflicted with PFIC.

[0723] Patients genetically diagnosed with anomalies in ATP8B1, ABCB11, or ABCB4 gene and who present with PFIC-1 are eligible for enrollment.

[0724] Inclusion criteria include severe pruritus (greater than grade II); non-responsive to ursodiol; native liver; genetic or immunohistochemical findings consistent with PFIC1 or Alagille syndrome; informed consent; age 12 months or older.

[0725] Exclusion criteria include chronic diarrhea requiring IV fluid or nutritional interventions; surgical interruption of the enterohepatic circulation; or decompensated cirrhosis (PT>16s, alb<3.0 gr/dl, ascites, diuretic therapy, variceal hemorrhage, encephalopathy).

[0726] Subjects will be administered a daily oral dose of LUM001 formulated for release in the distal ileum. Alternatively, any of the following compounds can be the subject of the clinical trial: 264W94; SAR548304B; SA HMR1741; 1,1-Dioxo-3,3-dibutyl-5-phenyl-7-methylthio-8-(N—[(R)- α -[N-(2-sulphoethyl)carbamoyl]-4-hydroxybenzyl]carbamoylmethoxy)-2,3,4,5-tetrahydro-1,2,5-benzothiadiazepine; 1,1-Dioxo-3,3-dibutyl-5-phenyl-7-methylthio-8-(N—[(R)- α -[N—((S)-1-carboxy-2-(R)-hydroxypropyl)carbamoyl]-4-hydroxybenzyl]carbamoylmethoxy)-2,3,4,5-tetrahydro-1,2,5-benzothiadiazepine; 1,1-Dioxo-3,3-dibutyl-5-phenyl-7-methylthio-8-(N—[(R)- α -[N—((S)-1-carboxy-2-methylpropyl)carbamoyl]-4-hydroxybenzyl]carbamoylmethoxy)-2,3,4,5-tetrahydro-1,2,5-benzothiadiazepine; 1,1-dioxo-3,3-dibutyl-5-phenyl-7-methylthio-8-(N—[(R)- α -[N—((S)-1-carboxypropyl)carbamoyl]-4-hydroxybenzyl]carbamoylmethoxy)-2,3,4,5-tetrahydro-1,2,5-benzothiadiazepine; or 1,1-dioxo-3,3-dibutyl-5-phenyl-7-methylthio-8-[N—((R)- α -carboxy-4-hydroxybenzyl]carbamoylmethoxy)-2,3,4,5-tetrahydro-1,2,5-benzothiadiazepine.

[0727] Stage 1 will be a 4 week dose escalation study to determine patient minimum tolerated dose. Dose 1: 14 ug/kg/day for 7 days; dose 2: 35 ug/kg/day for 7 days; dose 3: 70 ug/kg/day for 7 days; dose 4: 140 ug/kg/day for 7 days.

[0728] Stage 2 will be a double-blind placebo controlled cross-over study. Subjects will be randomized to maximum tolerated dose or placebo for 8 weeks, followed by a 2 week drug holiday, and cross-over to receive the alternative regimen for 8 week.

[0729] The primary endpoint is the proportion of subjects showing resolution or improvement of baseline signs and symptoms, e.g., jaundice, serum levels of bile acids/salts and/or bilirubin, pruritis.

Example 17

Clinical Trial to Test Efficacy of ASBTI in Treatment
and/or Alleviation of Symptoms of Benign Recurrent
Intrahepatic Cholestasis or a Cholestatic Liver
Disease (BRIC)

[0730] The purpose of this study is to determine the effect of a non-systemic ASBTI suspension in treating BRIC. An enteric ileal pH-release suspension of an ASBTI may also be administered to a subject once a day.

[0731] Patients genetically diagnosed with anomalies in ATP8B1, ABCB11, or ABCB4 gene and present non-chronic but recurrent cholestasis or a cholestatic liver disease symptoms will be enrolled.

[0732] Subjects will be administered a daily oral dose of compound LUM001 formulated for release in the distal ileum. Alternatively, any of the following compounds can be the subject of the clinical trial: 264W94; SD5613; SAR548304B; SA HMR1741; 1,1-Dioxo-3,3-dibutyl-5-phenyl-7-methylthio-8-[N—[(R)- α -[N-(2-sulphoethyl)carbamoyl]-4-hydroxybenzyl]carbamoylmethoxy)-2,3,4,5-tetrahydro-1,2,5-benzothiadiazepine; 1,1-Dioxo-3,3-dibutyl-5-phenyl-7-methylthio-8-[N—[(R)- α -[N—((S)-1-carboxy-2-(R)-hydroxypropyl)carbamoyl]-4-hydroxybenzyl]carbamoylmethoxy)-2,3,4,5-tetrahydro-1,2,5-benzothiadiazepine; 1,1-Dioxo-3,3-dibutyl-5-phenyl-7-methylthio-8-[N—[(R)- α -[N—((S)-1-carboxy-2-methylpropyl)carbamoyl]-4-hydroxybenzyl]carbamoylmethoxy)-2,3,4,5-tetrahydro-1,2,5-benzothiadiazepine; 1,1-dioxo-3,3-dibutyl-5-phenyl-7-methylthio-8-[N—{(R)- α -[N—((S)-1-carboxypropyl)carbamoyl]-4-hydroxybenzyl]carbamoylmethoxy)-2,3,4,5-tetrahydro-1,2,5-benzothiadiazepine; or 1,1-dioxo-3,3-dibutyl-5-phenyl-7-methylthio-8-[N—((R)- α -carboxy-4-hydroxybenzyl)carbamoylmethoxy)-2,3,4,5-tetrahydro-1,2,5-benzothiadiazepine. The primary endpoint is the proportion of subjects showing resolution or improvement of baseline signs and symptoms, e.g., jaundice, serum levels of bile acids/salts and/or bilirubin, pruritis.

Example 18

Clinical Trial to Test Efficacy of ASBTI in Treatment
and/or Alleviation of Symptoms of Hypercholelismia

[0733] The purpose of this study is to determine the effect of a non-systemic ASBTI suspension in treating hypercholelismia. An enteric ileal pH-release suspension of an ASBTI may also be administered to a subject once a day.

[0734] Patients clinically diagnosed with hypercholelismia and associated symptoms will be enrolled.

[0735] Subjects will be administered a daily oral dose of compound LUM001 formulated for release in the distal ileum. Alternatively, any of the following compounds can be the subject of the clinical trial: 264W94; SD5613; SAR548304B; SA HMR1741; 1,1-Dioxo-3,3-dibutyl-5-phenyl-7-methylthio-8-[N—[(R)- α -[N-(2-sulphoethyl)carbamoyl]-4-hydroxybenzyl]carbamoylmethoxy)-2,3,4,5-tetrahydro-1,2,5-benzothiadiazepine; 1,1-Dioxo-3,3-dibutyl-5-phenyl-7-methylthio-8-[N—[(R)- α -[N—((S)-1-carboxy-2-(R)-hydroxypropyl)carbamoyl]-4-hydroxybenzyl]carbamoylmethoxy)-2,3,4,5-tetrahydro-1,2,5-benzothiadiazepine; 1,1-Dioxo-3,3-dibutyl-5-phenyl-7-methylthio-8-[N—[(R)- α -[N—((S)-1-carboxy-2-

methylpropyl)carbamoyl]-4-hydroxybenzyl]carbamoylmethoxy)-2,3,4,5-tetrahydro-1,2,5-benzothiadiazepine; 1,1-dioxo-3,3-dibutyl-5-phenyl-7-methylthio-8-[N—{(R)- α -[N—((S)-1-carboxypropyl)carbamoyl]-4-hydroxybenzyl]carbamoylmethoxy)-2,3,4,5-tetrahydro-1,2,5-benzothiadiazepine; or 1,1-dioxo-3,3-dibutyl-5-phenyl-7-methylthio-8-[N—((R)- α -carboxy-4-hydroxybenzyl)carbamoylmethoxy)-2,3,4,5-tetrahydro-1,2,5-benzothiadiazepine. The primary endpoint is the proportion of subjects showing resolution or improvement of baseline signs and symptoms, e.g., jaundice, serum levels of bile acids/salts and/or bilirubin, pruritis.

Example 19

Clinical Trial to Test Efficacy of LUM-001 in
Treatment and/or Alleviation of Symptoms of FIC1
Disease and Alagille Syndrome

[0736] Pediatric patients who suffer from FIC1 disease (n=15) and Alagille syndrome (n=20) aged 12 months and older will be tested.

[0737] Inclusion criteria will include (1) severe pruritus (\geq grade II) unresponsive to routine pharmacologic therapy, (2) native liver, (3) genetic or clinical findings consistent with FIC1 disease or genetic findings of Alagille syndrome, and (4) informed consent and assent as appropriate.

[0738] Exclusion criteria will include (1) chronic diarrhea requiring specific intravenous fluid or nutritional intervention for the diarrhea and/or its sequelae or (2) surgical interruption of the enterohepatic circulation, (3) decompensated cirrhosis (PT>16s, alb<3.0 gr/dl, ascites, diuretic therapy, variceal hemorrhage, encephalopathy).

[0739] Stage 1: 4 week dose escalation of LUM-001 (doses based on adolescent/adult doses) to determine patient maximum tolerated dose. Dose 1—14 μ g/kg/day for seven days; Dose 2—35 μ g/kg/day for seven days; Dose 3—70 μ g/kg/day for seven days; Dose 4—140 μ g/kg/day for seven days.

[0740] Stage 2: double-blinded placebo controlled cross-over study. Randomized to maximum tolerated dose or placebo for 8 weeks, followed by 2 weeks wash out, and crossed-over to receive the alternative regimen for 8 weeks.

[0741] Possible Stage 3 with open label therapy.

[0742] Primary endpoint: safety and tolerability of LUM-001.

[0743] Secondary endpoints: changes in pruritus scores, clinical laboratories, fecal bile acid secretion, serum bile acids and serum 7 α -hydroxy-4-cholesten-3-one (7 α C4).

[0744] Baseline assessment will include: FIC1 or Jagged 1 genotyping, complete history and physical, comprehensive clinical laboratory profile, 72 hour fecal bile acid collection, serum levels of bile acids, bile acid synthesis marker (7 α C4).

[0745] Stage 1—Baseline assessments (except genotyping, history and physical) will be repeated at the end of each 7-day treatment period. Pruritus scoring will be assessed by the parents, child (if possible) and by clinician(s) at the beginning and end of each dose.

[0746] Stage 2—Baseline assessments (except genotyping, history and physical) will be repeated at the end of each 8 week treatment period.

[0747] LUM-001 was shown to be well-tolerated in a pediatric multiple-dose study: 2 weeks daily up to 5 mg q.d. (39 treated subjects aged 10-17).

[0748] While preferred embodiments of the present invention have been shown and described herein, it will be obvious

to those skilled in the art that such embodiments are provided by way of example only. Numerous variations, changes, and substitutions will now occur to those skilled in the art without departing from the invention. It should be understood that various alternatives to the embodiments of the invention described herein may be employed in practicing the invention. It is intended that the following claims define the scope of the invention and that methods and structures within the scope of these claims and their equivalents be covered thereby.

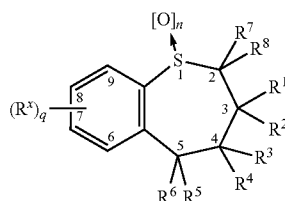
What is claimed is:

1. A composition for use in the treatment of hypercholelemia comprising non-systemically administering to an individual in need thereof a therapeutically effective amount of the composition comprising an Apical Sodium-dependent Bile Acid Transporter Inhibitor (ASBTI) or a pharmaceutically acceptable salt thereof.

2. The composition for use in claim 1, wherein the ASBTI decreases at least 20% of serum bile acid or hepatic bile acid levels in the patient.

3. The composition for use in claim 1, wherein less than 10% of the ASBTI is systemically absorbed.

4. The composition for use in claim 1, wherein the ASBTI is a compound of Formula II:



Formula II

wherein:

q is an integer from 1 to 4;

n is an integer from 0 to 2;

R¹ and R² are independently selected from the group consisting of H, alkyl, alkenyl, alkynyl, haloalkyl, alkylaryl, arylalkyl, alkoxy, alkoxyalkyl, dialkylamino, alkylthio, (polyalkyl)aryl, and cycloalkyl,

wherein alkyl, alkenyl, alkynyl, haloalkyl, alkylaryl, arylalkyl, alkoxy, alkoxyalkyl, dialkylamino, alkylthio, (polyalkyl)aryl, and cycloalkyl optionally are substituted with one or more substituents selected from the group consisting of OR⁹, NR⁹R¹⁰, N⁺R⁹R¹⁰R^wA⁻, SR⁹, S⁺R⁹R¹⁰A⁻, P⁺R⁹R¹⁰R¹¹A⁻, S(O)R⁹, SO₂R⁹, SO₃R⁹, CO₂R⁹, CN, halogen, oxo, and CONR⁹R¹⁰,

wherein alkyl, alkenyl, alkynyl, alkylaryl, alkoxy, alkoxyalkyl, (polyalkyl)aryl, and cycloalkyl optionally have one or more carbons replaced by O, NR⁹, N⁺R⁹R¹⁰A⁻, S, SO, SO₂, S⁺R⁹A⁻, P⁺R⁹R¹⁰A⁻, or phenylene,

wherein R⁹, R¹⁰, and R^w are independently selected from the group consisting of H, alkyl, alkenyl, alkynyl, cycloalkyl, aryl, acyl, heterocycle, ammoniumalkyl, arylalkyl, and alkylammoniumalkyl; or

R¹ and R² taken together with the carbon to which they are attached form C₃-C₁₀ cycloalkyl;

R³ and R⁴ are independently selected from the group consisting of H, alkyl, alkenyl, alkynyl, alkoxy, aryl, heterocycle, OR⁹, NR⁹R¹⁰, SR⁹, S(O)R⁹, SO₂R⁹, and SO₃R⁹, wherein R⁹ and R¹⁰ are as defined above; or

R³ and R⁴ together =O, =NOR¹¹, =S, =NNR¹¹R¹², =NR⁹, or =CR¹¹R¹²,

wherein R¹¹ and R¹² are independently selected from the group consisting of H, alkyl, alkenyl, alkynyl, aryl, arylalkyl, alkenylalkyl, alkynylalkyl, heterocycle, carboxyalkyl, carboalkoxyalkyl, cycloalkyl, cyanoalkyl, OR⁹, NR⁹R¹⁰, SR⁹, S(O)R⁹, SO₂R⁹, SO₃R⁹, CO₂R⁹, CN, halogen, oxo, and CONR⁹R¹⁰, wherein R⁹ and R¹⁰ are as defined above, provided that both R³ and R⁴ cannot be OH, NH₂, and SH, or

R¹¹ and R¹² together with the nitrogen or carbon atom to which they are attached form a cyclic ring;

R⁵ and R⁶ are independently selected from the group consisting of H, alkyl, alkenyl, alkynyl, aryl, cycloalkyl, heterocycle, quaternary heterocycle, quaternary heteroaryl, OR⁹, SR⁹, S(O)R⁹, SO₂R⁹, SO₃R⁹, and -L_z-K_z;

wherein z is 1, 2 or 3; each L is independently a substituted or unsubstituted alkyl, a substituted or unsubstituted heteroalkyl, a substituted or unsubstituted alkoxy, a substituted or unsubstituted aminoalkyl group, a substituted or unsubstituted aryl, a substituted or unsubstituted heteroaryl, a substituted or unsubstituted cycloalkyl, or a substituted or unsubstituted heterocycloalkyl; each K is a moiety that prevents systemic absorption;

wherein alkyl, alkenyl, alkynyl, aryl, cycloalkyl, heterocycle, quaternary heterocycle, and quaternary heteroaryl can be substituted with one or more substituent groups independently selected from the group consisting of alkyl, alkenyl, alkynyl, polyalkyl, polyether, aryl, haloalkyl, cycloalkyl, heterocycle, arylalkyl, quaternary heterocycle, quaternary heteroaryl, halogen, oxo, R¹⁵, OR¹³, OR¹³R¹⁴, NR¹³R¹⁴, SR¹³, S(O)R¹³, SO₂R¹³, SO₃R¹³, NR¹³, OR¹⁴, NR¹³NR¹⁴R¹⁵, NO₂, CO₂R¹³, CN, OM, SO₂OM, SO₂NR¹³R¹⁴, C(O)NR¹³R¹⁴, C(O)OM, CR¹³, P(O)R¹³R¹⁴, P⁺R¹³R¹⁴R¹⁵A⁻, P(OR¹³)OR¹⁴, S⁺R¹³R¹⁴A⁻, and N⁺R¹³R¹⁴R¹⁵A⁻,

wherein:

A⁻ is a pharmaceutically acceptable anion and M is a pharmaceutically acceptable cation, said alkyl, alkenyl, alkynyl, polyalkyl, polyether, aryl, haloalkyl, cycloalkyl, and heterocycle can be further substituted with one or more substituent groups selected from the group consisting of OR⁷, NR⁷R⁸, S(O)R⁷, SO₂R⁷, SO₃R⁷, CO₂R⁷, CN, oxo, CONR⁷R⁸, N⁺R⁷R⁸A⁻, alkyl, alkenyl, alkynyl, aryl, cycloalkyl, heterocycle, arylalkyl, quaternary heterocycle, quaternary heteroaryl, P(O)R⁷R⁸, P⁺R⁷R⁸R⁹A⁻, and P(O)(OR⁷)OR⁸ and

wherein said alkyl, alkenyl, alkynyl, polyalkyl, polyether, aryl, haloalkyl, cycloalkyl, and heterocycle can optionally have one or more carbons replaced by O, NR⁷, N⁺R⁷R⁸A⁻, S, SO, SO₂, S⁺R⁷A⁻, PR⁷, P(O)R⁷, P⁺R⁷R⁸A⁻, or phenylene, and R¹³, R¹⁴, and R¹⁵ are independently selected from the group consisting of hydrogen, alkyl, alkenyl, alkynyl, polyalkyl, aryl, arylalkyl, cycloalkyl, heterocycle, heteroaryl, quaternary heterocycle, quaternary heteroaryl, quaternary heteroarylalkyl, and -G-T-V-W,

wherein alkyl, alkenyl, alkynyl, arylalkyl, heterocycle, and polyalkyl optionally have one or more carbons replaced by O, NR⁹, N⁺R⁹R¹⁰A⁻, S, SO, SO₂, S⁺R⁹A⁻, PR⁹, P⁺R⁹R¹⁰A⁻, P(O)R⁹, phenylene, carbohydrate, C₂-C₇ polyol, amino acid, peptide, or polypeptide, and

G, T and V are each independently a bond, —O—, —S—, —N(H)—, substituted or unsubstituted alkyl, —O-alkyl, —N(H)-alkyl, —C(O)N(H)—, —N(H)C(O)—, —N(H)C(O)N(H)—, substituted or unsubstituted alkenyl, substituted or unsubstituted alkynyl, substituted or unsubstituted aryl, substituted or unsubstituted arylalkyl, substituted or unsubstituted alkenylalkyl, alkynylalkyl, substituted or unsubstituted heteroalkyl, substituted or unsubstituted heterocycle, substituted or unsubstituted carboxyalkyl, substituted or unsubstituted carboalkoxyalkyl, or substituted or unsubstituted cycloalkyl, and

W is quaternary heterocycle, quaternary heteroaryl, quaternary heteroarylalkyl, $N^+R^9R^{11}R^{12}A^-$, $P^+R^9R^{10}R^{11}A^-$, $OS(O)_2OM$, or $S^+R^9R^{10}A^-$, and

R^{13} , R^{14} and R^{15} are optionally substituted with one or more groups selected from the group consisting of sulfoalkyl, quaternary heterocycle, quaternary heteroaryl, OR^9 , NR^9R^{10} , $N^+R^9R^{11}R^{12}A^-$, SR^9 , $S(O)R^9$, SO_2R^9 , SO_3R^9 , oxo, CO_2R^9 , CN, halogen, $CONR^9R^{10}$, SO_2OM , $SO_2NR^9R^{10}$, $PO(OR^{16})OR^{17}$, $P^+R^9R^{10}R^{11}A^-$, $S^+R^9R^{10}A^-$, and $C(O)OM$,

wherein R^{16} and R^{17} are independently selected from the substituents constituting R^9 and M; or

R^{14} and R^{15} , together with the nitrogen atom to which they are attached, form a cyclic ring; and

is selected from the group consisting of alkyl, alkenyl, alkynyl, cycloalkyl, aryl, acyl, heterocycle, ammoniumalkyl, alkylammoniumalkyl, and arylalkyl; and

R^7 and R^8 are independently selected from the group consisting of hydrogen and alkyl; and

one or more R^x are independently selected from the group consisting of H, alkyl, alkenyl, alkynyl, polyalkyl, acyloxy, aryl, arylalkyl, halogen, haloalkyl, cycloalkyl, heterocycle, heteroaryl, polyether, quaternary heterocycle, quaternary heteroaryl, OR^{13} , $NR^{13}R^{14}$, SR^{13} , $S(O)R^{13}$, $S(O)_2R^{13}$, SO_3R^{13} , $S^+R^{13}R^{14}A^-$, $NR^{13}OR^{14}$, $NR^{13}NR^{14}R^{15}$, NO_2 , CO_2R^{13} , CN, OM, SO_2OM , $SO_2NR^{13}R^{14}$, $NR^{14}C(O)R^{13}$, $C(O)NR^{13}R^{14}$, $NR^{14}C(O)R^{13}$, $C(O)OM$, COR^{13} , OR^{18} , $S(O)NR^{18}$, $NR^{13}R^{18}$, $NR^{18}R^{14}$, $N^+R^9R^{11}R^{12}A^-$, $P^+R^9R^{11}R^{12}A^-$, amino acid, peptide, polypeptide, and carbohydrate;

wherein alkyl, alkenyl, alkynyl, cycloalkyl, aryl, polyalkyl, heterocycle, acyloxy, arylalkyl, haloalkyl, polyether, quaternary heterocycle, and quaternary heteroaryl can be further substituted with OR^9 , NR^9R^{10} , $N^+R^9R^{11}R^{12}A^-$, SR^9 , $S(O)R^9$, SO_2R^9 , SO_3R^9 , oxo, CO_2R^9 , CN, halogen, $CONR^9R^{10}$, SO_2OM , $SO_2NR^9R^{10}$, $PO(OR^{16})OR^{17}$, $P^+R^9R^{11}R^{12}A^-$, $S^+R^9R^{10}A^-$, or $C(O)M$,

wherein W is O or NH, R^{31} is selected from

wherein R^{18} is selected from the group consisting of acyl, arylalkoxycarbonyl, arylalkyl, heterocycle, heteroaryl, alkyl,

wherein acyl, arylalkoxycarbonyl, arylalkyl, heterocycle, heteroaryl, alkyl, quaternary heterocycle, and quaternary heteroaryl optionally are substituted with one or more substituents selected from the group consisting of OR^9 , NR^9R^{10} , $N^+R^9R^{11}R^{12}A^-$, SR^9 , $S(O)R^9$, SO_2R^9 , SO_3R^9 , oxo, CO_2R^9 , CN, halogen, $CONR^9R^{10}$, SO_3R^9 , SO_2OM , $SO_2NR^9R^{10}$, $PO(OR^{16})OR^{17}$, and $C(O)OM$,

wherein in R^x , one or more carbons are optionally replaced by O, NR^{13} , $N^+R^{13}R^{14}A^-$, S, SO, SO_2 , $S^+R^{13}A^-$, PR^{13} ,

$P(O)R^{13}$, $P^+R^{13}R^{14}A^-$, phenylene, amino acid, peptide, polypeptide, carbohydrate, polyether, or polyalkyl,

wherein in said polyalkyl, phenylene, amino acid, peptide, polypeptide, and carbohydrate, one or more carbons are optionally replaced by O, NR^9 , $R^9R^{10}A^-$, S, SO, SO_2 , $S^+R^9A^-$, PR^9 , $P^+R^9R^{10}A^-$, or $P(O)R^9$

wherein quaternary heterocycle and quaternary heteroaryl are optionally substituted with one or more groups selected from the group consisting of alkyl, alkenyl, alkynyl, polyalkyl, polyether, aryl, haloalkyl, cycloalkyl, heterocycle, arylalkyl, halogen, oxo, OR^{13} , $NR^{13}R^{14}$, SR^{13} , $S(O)R^{13}$, SO_2R^{13} , SO_3R^{13} , $NR^{13}OR^{14}$, $NR^{13}NR^{14}R^{15}$, NO_2 , CO_2R^{13} , CN, OM, SO_2OM , $SO_2NR^{13}R^{14}$, $C(O)NR^{13}R^{14}$, $C(O)OM$, COR^{13} , $P(O)R^{13}R^{14}$, $P^+R^{13}R^{14}R^{15}A^-$, $P(OR^{13})OR^{14}$, $S^+R^{13}R^{14}A^-$, and $N^+R^9R^{11}R^{12}A^-$,

provided that both R^5 and R^6 cannot be hydrogen or SH; provided that when R^5 or R^6 is phenyl, only one of R^1 or R^2 is H;

provided that when $q=1$ and R^x is styryl, anilido, or anilino-carbonyl, only one of R^5 or R^6 is alkyl.

5. The composition for use in claim 4, wherein:

q is 1;

n is 2;

R^x is $N(CH_3)_2$;

R^7 and R^8 are independently H;

R^1 and R^2 is alkyl;

R^3 is H, and R^4 is OH;

R^5 is H, and R^6 is selected from the group consisting of alkyl, alkenyl, alkynyl, aryl, cycloalkyl, heterocycle, quaternary heterocycle, quaternary heteroaryl, OR^9 , SR^9 , $S(O)R^9$, SO_2R^9 , SO_3R^9 , and $-L_z-K_z$;

wherein z is 1, 2 or 3; each L is independently a substituted or unsubstituted alkyl, a substituted or unsubstituted heteroalkyl, a substituted or unsubstituted alkoxy, a substituted or unsubstituted aminoalkyl group, a substituted or unsubstituted aryl, a substituted or unsubstituted heteroaryl, a substituted or unsubstituted cycloalkyl, or a substituted or unsubstituted heterocycloalkyl; each K is a moiety that prevents systemic absorption;

wherein alkyl, alkenyl, alkynyl, aryl, cycloalkyl, heterocycle, quaternary heterocycle, and quaternary heteroaryl can be substituted with one or more substituent groups independently selected from the group consisting of alkyl, alkenyl, alkynyl, polyalkyl, polyether, aryl, haloalkyl, cycloalkyl, heterocycle, arylalkyl, quaternary heterocycle, quaternary heteroaryl, halogen, oxo, R^{15} , OR^{13} , $OR^{13}R^{14}$, $NR^{13}R^{14}$, SR^{13} , $S(O)R^{13}$, SO_2R^{13} , SO_3R^{13} , $NR^{13}OR^{14}$, $NR^{13}NR^{14}R^{15}$, NO_2 , CO_2R^{13} , CN, OM, SO_2OM , $SO_2NR^{13}R^{14}$, $C(O)NR^{13}R^{14}$, $C(O)OM$, CR^{13} , $P(O)R^{13}R^{14}$, $P^+R^{13}R^{14}R^{15}A^-$, $P(OR^{13})OR^{14}$, $S^+R^{13}R^{14}A^-$, and $N^+R^9R^{11}R^{12}A^-$,

wherein A^- is a pharmaceutically acceptable anion and M is a pharmaceutically acceptable cation, said alkyl, alkenyl, alkynyl, polyalkyl, polyether, aryl, haloalkyl, cycloalkyl, and heterocycle can be further substituted with one or more substituent groups selected from the group consisting of OR^7 , NR^7R^8 , $S(O)R^7$, SO_2R^7 , SO_3R^7 , CO_2R^7 , CN, oxo, $CONR^7R^8$, $N^+R^7R^8R^9A^-$, alkyl, alkenyl, alkynyl, aryl, cycloalkyl, heterocycle, arylalkyl, quaternary heterocycle, quaternary heteroaryl, $P(O)R^7R^8$, $P^+R^7R^8R^9A^-$, and $P(O)(OR^7)OR^8$ and

wherein said alkyl, alkenyl, alkynyl, polyalkyl, polyether, aryl, haloalkyl, cycloalkyl, and heterocycle can optionally have one or more carbons replaced by O, NR^7 , $\text{N}^+\text{R}^7\text{R}^8\text{A}^-$, S, SO, SO_2 , $\text{S}^+\text{R}^7\text{A}^-$, PR^7 , $\text{P}(\text{O})\text{R}^7$, $\text{P}^+\text{R}^7\text{R}^8\text{A}^-$, or phenylene, and R^{13} , R^{14} , and R^{15} are independently selected from the group consisting of hydrogen, alkyl, alkenyl, alkynyl, polyalkyl, aryl, arylalkyl, cycloalkyl, heterocycle, heteroaryl, quaternary heterocycle, quaternary heteroaryl, quaternary heteroarylalkyl, and -G-T-V-W,

wherein alkyl, alkenyl, alkynyl, arylalkyl, heterocycle, and polyalkyl optionally have one or more carbons replaced by O, NR^9 , $\text{N}^+\text{R}^9\text{R}^{10}\text{A}^-$, S, SO, SO_2 , $\text{S}^+\text{R}^9\text{A}^-$, PR^9 , $\text{P}^+\text{R}^9\text{R}^{10}\text{A}^-$, $\text{P}(\text{O})\text{R}^9$, phenylene, carbohydrate, $\text{C}_2\text{-C}_7$ polyol, amino acid, peptide, or polypeptide, and

G, T and V are each independently a bond, —O—, —S—, —N(H)—, substituted or unsubstituted alkyl, —O-alkyl, —N(H)-alkyl, —C(O)N(H)—, —N(H)C(O)—, —N(H)C(O)N(H)—, substituted or unsubstituted alkenyl, substituted or unsubstituted alkynyl, substituted or unsubstituted aryl, substituted or unsubstituted arylalkyl, substituted or unsubstituted alkenylalkyl, alkynylalkyl, substituted or unsubstituted heteroalkyl, substituted or unsubstituted heterocycle, substituted or unsubstituted carboxyalkyl, substituted or unsubstituted carboalkoxyalkyl, or substituted or unsubstituted cycloalkyl, and

W is quaternary heterocycle, quaternary heteroaryl, quaternary heteroarylalkyl, $\text{N}^+\text{R}^9\text{R}^{11}\text{R}^{12}\text{A}^-$, $\text{P}^+\text{R}^9\text{R}^{10}\text{R}^{11}\text{A}^-$, $\text{OS}(\text{O})_2\text{OM}$, or $\text{S}^+\text{R}^9\text{R}^{10}\text{A}^-$, and

R^9 and R^{10} are independently selected from the group consisting of H, alkyl, alkenyl, alkynyl, cycloalkyl, aryl, acyl, heterocycle, ammoniumalkyl, arylalkyl, and alkylammoniumalkyl;

R^{11} and R^{12} are independently selected from the group consisting of H, alkyl, alkenyl, alkynyl, aryl, arylalkyl, alkenylalkyl, alkynylalkyl, heterocycle, carboxyalkyl, carboalkoxyalkyl, cycloalkyl, cyanoalkyl, OR^9 , NR^9R^{10} , SR^9 , $\text{S}(\text{O})\text{R}^9$, SO_2R^9 , SO_3R^9 , CO_2R^9 , CN, halogen, oxo, and $\text{CONR}^9\text{R}^{10}$, wherein R^9 and R^{10} are as defined above, provided that both R^3 and R^4 cannot be OH, NH_2 , and SH, or

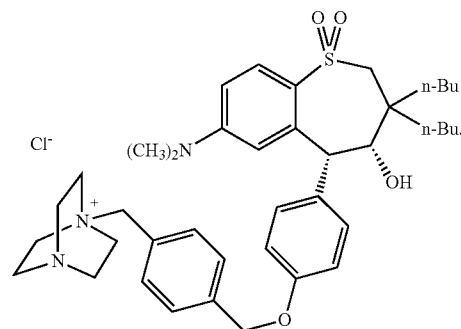
R^{11} and R^{12} together with the nitrogen or carbon atom to which they are attached form a cyclic ring;

R^{13} , R^{14} and R^{15} are optionally substituted with one or more groups selected from the group consisting of sulfoalkyl, quaternary heterocycle, quaternary heteroaryl, OR^9 , NR^9R^{10} , $\text{N}^+\text{R}^9\text{R}^{11}\text{R}^{12}\text{A}^-$, SR^9 , $\text{S}(\text{O})\text{R}^9$, SO_2R^9 , SO_3R^9 , oxo, CO_2R^9 , CN, halogen, $\text{CONR}^9\text{R}^{10}$, SO_2OM , $\text{SO}_2\text{NR}^9\text{R}^{10}$, $\text{PO}(\text{OR}^{16})\text{OR}^{17}$, $\text{P}^+\text{R}^9\text{R}^{10}\text{R}^{11}\text{A}^-$, $\text{S}^+\text{R}^9\text{R}^{10}\text{A}^-$, and $\text{C}(\text{O})\text{OM}$,

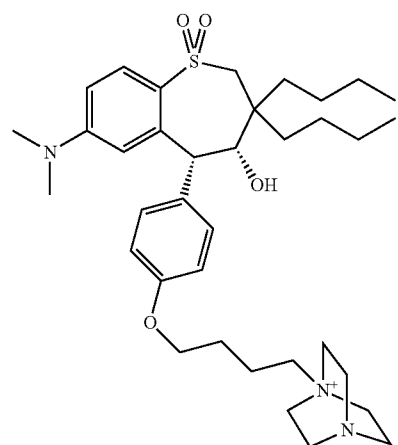
wherein R^{16} and R^{17} are independently selected from the substituents constituting R^9 and M; or

R^{14} and R^{15} , together with the nitrogen atom to which they are attached, form a cyclic ring; and is selected from the group consisting of alkyl, alkenyl, alkynyl, cycloalkyl, aryl, acyl, heterocycle, ammoniumalkyl, alkylammoniumalkyl, and arylalkyl

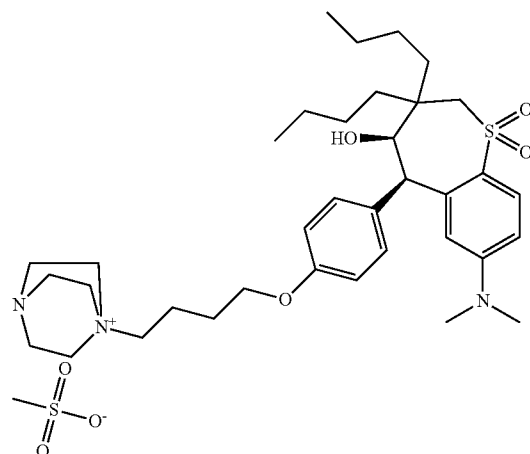
6. The composition for use in claim 4, wherein the compound of Formula II is



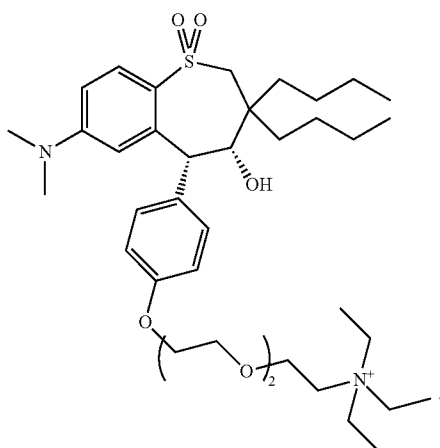
7. The composition for use in claim 4, wherein the compound of Formula II is



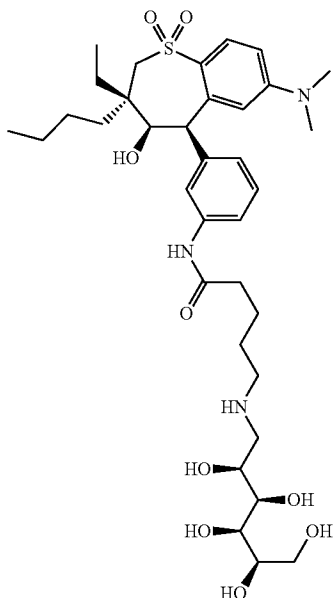
8. The composition for use in claim 4, wherein the compound of Formula II is



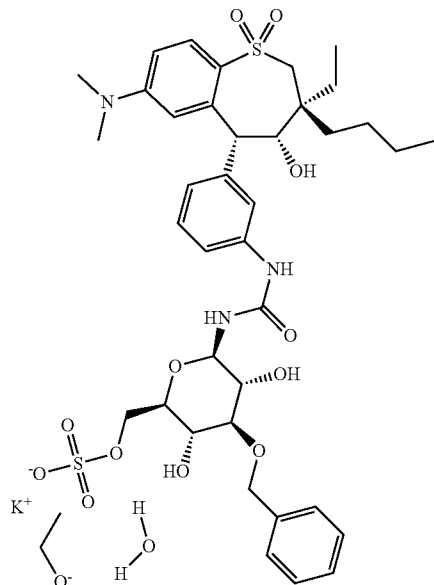
9. The composition for use in claim 4, wherein the compound of Formula II is



10. The composition for use in claim 4, wherein the compound of Formula II is

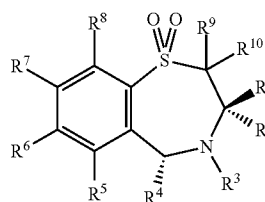


11. The composition for use in claim 4, wherein the compound of Formula II is



12. The composition for use in claim 1, wherein the ASBTI is a compound of Formula I:

Formula I



wherein:

R¹ is a straight chained C₁₋₆ alkyl group;

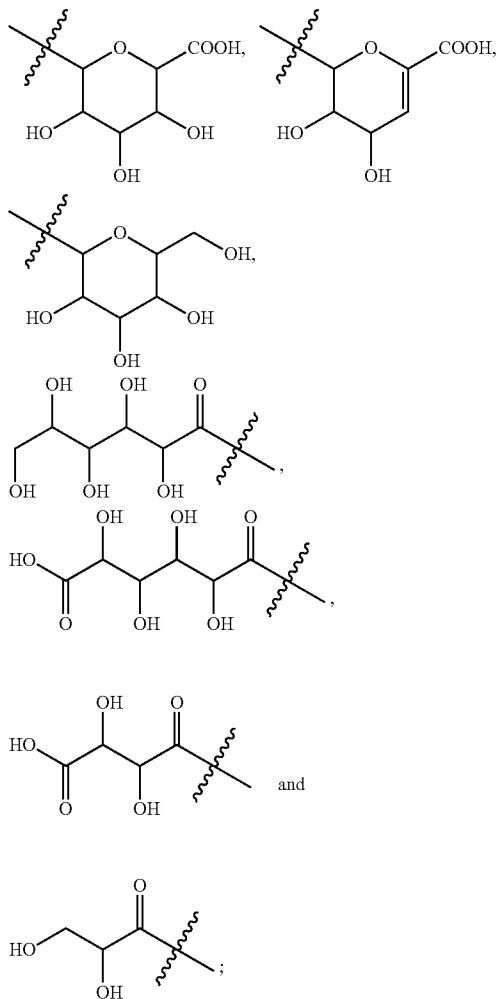
R² is a straight chained C₁₋₆ alkyl group;

R³ is hydrogen or a group OR¹¹ in which R¹¹ is hydrogen, optionally substituted C₁₋₆ alkyl or a C₁₋₆ alkylcarbonyl group;

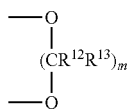
R⁴ is pyridyl or optionally substituted phenyl or -L_z-K_z; wherein z is 1, 2 or 3; each L is independently a substituted or unsubstituted alkyl, a substituted or unsubstituted heteroalkyl, a substituted or unsubstituted alkoxy, a substituted or unsubstituted aminoalkyl group, a substituted or unsubstituted aryl, a substituted or unsubstituted heteroaryl, a substituted or unsubstituted cycloalkyl, or a substituted or unsubstituted heterocycloalkyl; each K is a moiety that prevents systemic absorption;

R⁵, R⁶, R⁷ and R⁸ are the same or different and each is selected from hydrogen, halogen, cyano, R⁵-acetylide, OR¹⁵, optionally substituted C₁₋₆ alkyl, COR¹⁵, CH(OH)R¹⁵, S(O)_nR¹⁵, P(O)(OR¹⁵)₂, OCOR¹⁵, OCF₃, OCN, SCN, NHCN, CH₂OR¹⁵, CHO, (CH₂)_pCN, CONR¹²R¹³, (CH₂)_pCO₂R¹⁵, (CH₂)_pNR¹²R¹³, CO₂R¹⁵, NHCOCF₃, NHSO₂R¹⁵, OCH₂OR¹⁵, OCH=CHR¹⁵, O(CH₂CH₂O)_nR¹⁵, O(CH₂)_pSO₃R¹⁵,

$O(CH_2)_pNR^{12}R^{13}$, $O(CH_2)_pN^+R^{12}R^{13}R^{14}$ and $-W-R^{31}$, wherein W is O or NH, and R^{31} is selected from



wherein p is an integer from 1-4, n is an integer from 0-3 and, R^{12} , R^{13} , R^{14} and R^{15} are independently selected from hydrogen and optionally substituted C_{1-6} alkyl; or R^6 and R^7 are linked to form a group

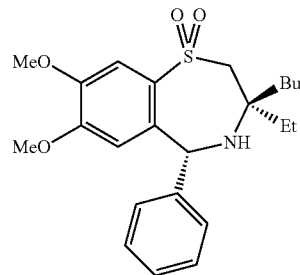


wherein R^{12} and R^{13} are as hereinbefore defined and m is 1 or 2; and

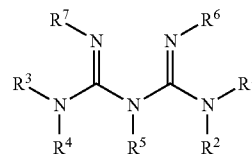
R^9 and R^{10} are the same or different and each is selected from hydrogen or C_{1-6} alkyl; and

salts, solvates and physiologically functional derivatives thereof.

13. The composition for use in claim 12, wherein the compound of Formula I is



14. The composition for use in claim 1, wherein the ASBTI is a compound of Formula III:



Formula III

wherein:

each R^1 , R^2 is independently H, hydroxy, alkyl, alkoxy, $-C(=X)YR^8$, $-YC(=X)R^8$, substituted or unsubstituted alkyl, substituted or unsubstituted heteroalkyl, substituted or unsubstituted aryl, substituted or unsubstituted alkyl-aryl, substituted or unsubstituted cycloalkyl, substituted or unsubstituted alkyl-cycloalkyl, substituted or unsubstituted heteroaryl, substituted or unsubstituted alkyl-heteroaryl, substituted or unsubstituted heterocycloalkyl, substituted or unsubstituted alkyl-heterocycloalkyl, or -L-K; or R^1 and R^2 together with the nitrogen to which they are attached form a 3-8-membered ring that is optionally substituted with R^8 ;

each R^3 , R^4 is independently H, hydroxy, alkyl, alkoxy, $-C(=X)YR^8$, $-YC(=X)R^8$, substituted or unsubstituted alkyl, substituted or unsubstituted heteroalkyl, substituted or unsubstituted aryl, substituted or unsubstituted alkyl-aryl, substituted or unsubstituted cycloalkyl, substituted or unsubstituted alkyl-cycloalkyl, substituted or unsubstituted heteroaryl, substituted or unsubstituted alkyl-heteroaryl, substituted or unsubstituted heterocycloalkyl, substituted or unsubstituted alkyl-heterocycloalkyl, or -L-K;

R^5 is H, hydroxy, alkyl, alkoxy, $-C(=X)YR^8$, $-YC(=X)R^8$, substituted or unsubstituted alkyl, substituted or unsubstituted heteroalkyl, substituted or unsubstituted aryl, substituted or unsubstituted alkyl-aryl, substituted or unsubstituted cycloalkyl, substituted or unsubstituted alkyl-cycloalkyl, substituted or unsubstituted heteroaryl, substituted or unsubstituted alkyl-heteroaryl, substituted or unsubstituted heterocycloalkyl, substituted or unsubstituted alkyl-heterocycloalkyl,

each R^6 , R^7 is independently H, hydroxy, alkyl, alkoxy, $-C(=X)YR^8$, $-YC(=X)R^8$, substituted or unsubstituted alkyl, substituted or unsubstituted heteroalkyl, substituted or unsubstituted aryl, substituted or unsubstituted alkyl-aryl, substituted or unsubstituted cycloalkyl, substituted or unsubstituted alkyl-cy-

cloalkyl, substituted or unsubstituted heteroaryl, substituted or unsubstituted alkyl-heteroaryl, substituted or unsubstituted heterocycloalkyl, substituted or unsubstituted alkyl-heterocycloalkyl, or -L-K; or R⁶ and R⁷ taken together form a bond;

each X is independently NH, S, or O;

each Y is independently NH, S, or O;

R⁸ is substituted or unsubstituted alkyl, substituted or unsubstituted heteroalkyl, substituted or unsubstituted aryl, substituted or unsubstituted alkyl-aryl, substituted or unsubstituted cycloalkyl, substituted or unsubstituted alkyl-cycloalkyl, substituted or unsubstituted heteroaryl, substituted or unsubstituted alkyl-heteroaryl, substituted or unsubstituted heterocycloalkyl, substituted or unsubstituted alkyl-heterocycloalkyl, or -L-K;

L is A_n, wherein

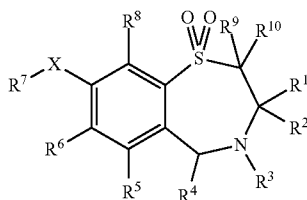
each A is independently NR¹, S(O)_m, O, C(=X)Y, Y(C=X), substituted or unsubstituted alkyl, substituted or unsubstituted heteroalkyl, substituted or unsubstituted aryl, substituted or unsubstituted heteroaryl, substituted or unsubstituted cycloalkyl, or substituted or unsubstituted heterocycloalkyl; wherein each m is independently 0-2;

n is 0-7;

K is a moiety that prevents systemic absorption; provided that at least one of R¹, R², R³ or R⁴ is -L-K;

or a pharmaceutically acceptable prodrug thereof.

15. The composition for use in claim 1, wherein the ASBTI is a compound of Formula IV:



IV

wherein

R¹ is a straight chain C₁₋₆ alkyl group;

R² is a straight chain C₁₋₆ alkyl group;

R³ is hydrogen or a group OR¹¹ in which R¹¹ is hydrogen, optionally substituted C₁₋₆ alkyl or a C₁₋₆ alkylcarbonyl group;

R⁴ is pyridyl or an optionally substituted phenyl;

R⁵, R⁶ and R⁸ are the same or different and each is selected from:

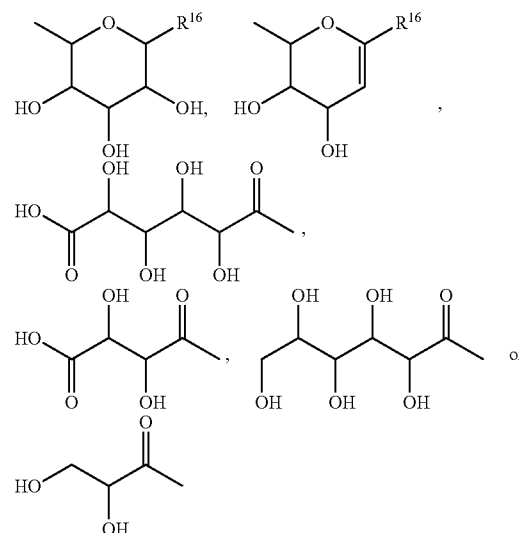
hydrogen, halogen, cyano, R¹⁵-acetyl, OR¹⁵, optionally substituted C₁₋₆ alkyl, COR¹⁵, CH(OH)R¹⁵, S(O)_nR¹⁵, P(O)(OR¹⁵)₂, OCOR¹⁵, OCF₃, OCN, SCN, NHCN, CH₂OR¹⁵, CHO, (CH₂)_pCN, CONR¹²R¹³, (CH₂)_pCO₂R¹⁵, (CH₂)_pNR¹²R¹³, CO₂R¹⁵, NHCOCF₃, NHSO₂R¹⁵, OCH₂OR¹⁵, OCH=CHR¹⁵, O(CH₂CH₂O)_nR¹⁵, O(CH₂)_pSO₃R¹⁵, O(CH₂)_pNR¹²R¹³ and O(CH₂)_pN⁺R¹²R¹³R¹⁴ wherein

p is an integer from 1-4,

n is an integer from 0-3 and

R¹², R¹³, R¹⁴ and R¹⁵ are independently selected from hydrogen and optionally substituted C₁₋₆ alkyl;

R⁷ is a group of the formula



wherein the hydroxyl groups may be substituted by acetyl, benzyl, or —(C₁-C₆)-alkyl-R¹⁷,

wherein the alkyl group may be substituted with one or more hydroxyl groups;

R¹⁶ is —COOH, —CH₂—OH, —CH₂—O-Acetyl, —COOMe or —COOEt;

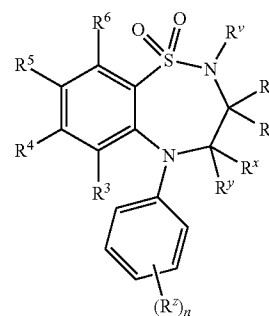
R¹⁷ is H, —OH, —NH₂, —COOH or COOR¹⁸;

R¹⁸ is (C₁-C₄)-alkyl or —NH—(C₁-C₄)-alkyl;

X is —NH— or —O—; and

R⁹ and R¹⁰ are the same or different and each is hydrogen or C₁-C₆ alkyl; and salts thereof.

16. The composition for use in claim 1, wherein the ASBTI is a compound of Formula V:



V

wherein:

R^v is selected from hydrogen or C₁₋₆alkyl;

One of R¹ and R² are selected from hydrogen or C₁₋₆alkyl and the other is selected from C₁₋₆alkyl;

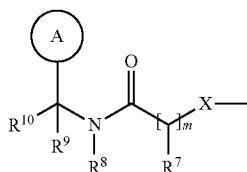
R^x and R^y are independently selected from hydrogen, hydroxy, amino, mercapto, C₁₋₆alkyl, C₁₋₆alkoxy, N—(C₁₋₆alkyl)amino, N,N—(C₁₋₆alkyl)₂amino, C₁₋₆alkylS(O)_a wherein a is 0 to 2;

R^z is selected from halo, nitro, cyano, hydroxy, amino, carboxy, carbamoyl, mercapto, sulphydryl, C₁₋₆alkyl, C₂₋₆alkenyl, C₂₋₆alkynyl, C₁₋₆alkoxy, C₁₋₆alkanoyl, C₁₋₆alkanoyloxy, N—(C₁₋₆alkyl)amino, N,N—(C₁₋₆alkyl)₂amino, C₁₋₆alkanoylamino, N—(C₁₋₆alkyl)car-

bamoyl, N,N—(C₁₋₆alkyl)₂carbamoyl, C₁₋₆alkylS(O)_a wherein a is 0 to 2, C₁₋₆alkoxycarbonyl, N—(C₁₋₆alkyl) sulphamoyl and N,N—(C₁₋₆alkyl)₂ sulphamoyl;

n is 0-5;

one of R⁴ and R⁵ is a group of formula (VA):



VA

R³ and R⁶ and the other of R⁴ and R⁵ are independently selected from hydrogen, halo, nitro, cyano, hydroxy, amino, carboxy, carbamoyl, mercapto, sulphamoyl, C₁₋₆alkyl, C₂₋₆alkenyl, C₂₋₆alkynyl, C₁₋₆alkoxy, C₁₋₆alkanoyl, C₁₋₆alkanoyloxy, N—(C₁₋₆alkyl)amino, N,N—(C₁₋₆alkyl)₂amino, C₁₋₆alkanoylamino, N—(C₁₋₆alkyl)carbamoyl, N,N—(C₁₋₆alkyl)₂carbamoyl, C₁₋₆alkylS(O)_a wherein a is 0 to 2, C₁₋₆alkoxycarbonyl, N—(C₁₋₆alkyl)sulphamoyl and N,N—(C₁₋₆alkyl)₂ sulphamoyl; wherein R³ and R⁶ and the other of R⁴ and R⁵ may be optionally substituted on carbon by one or more R¹⁷;

X is —O—, —N(R^a)—, —S(O)_b— or —CH(R^a)—;

wherein R^a is hydrogen or C₁₋₆alkyl and b is 0-2;

Ring A is aryl or heteroaryl;

wherein Ring A is optionally substituted on carbon by one or more substituents selected from R¹⁸;

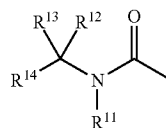
R⁷ is hydrogen, C₁₋₆alkyl, carbocyclyl or heterocyclyl;

wherein R⁷ is optionally substituted on carbon by one or more substituents selected from R¹⁹; and wherein if said heterocyclyl contains an —NH— group, that nitrogen may be optionally substituted by a group selected from R²⁰;

R⁸ is hydrogen or C₁₋₆alkyl;

R⁹ is hydrogen or C₁₋₆alkyl;

R¹⁰ is hydrogen, halo, nitro, cyano, hydroxy, amino, carbamoyl, mercapto, sulphamoyl, hydroxyaminocarbonyl, C₁₋₁₀alkyl, C₂₋₁₀alkynyl, C₂₋₁₀alkenyl, C₁₋₁₀alkoxy, C₁₋₁₀alkanoyl, C₁₋₁₀alkanoyloxy, N—(C₁₋₁₀alkyl)amino, N,N—(C₁₋₁₀alkyl)₂amino, N,N,N—(C₁₋₁₀alkyl)₃ ammonio, C₁₋₁₀alkanoylamino, N—(C₁₋₁₀alkyl)carbamoyl, N,N—(C₁₋₁₀alkyl)₂carbamoyl, C₁₋₁₀alkylS(O)_a wherein a is 0 to 2, N—(C₁₋₁₀alkyl)sulphamoyl, N,N—(C₁₋₁₀alkyl)₂sulphamoyl, N—(C₁₋₁₀alkyl)sulphamoylamino, N,N—(C₁₋₁₀alkyl)₂sulphamoylamino, C₁₋₁₀alkoxycarbonylamino, carbocyclyl, carbocyclylC₁₋₁₀alkyl, heterocyclyl, heterocyclylC₁₋₁₀alkyl, carbocyclyl-(C₁₋₁₀alkylene)_p, —R²¹—(C₁₋₁₀alkylene)_q, or heterocyclyl-(C₁₋₁₀alkylene)_s, —R²²—(C₁₋₁₀alkylene)_s; wherein R¹⁰ is optionally substituted on carbon by one or more substituents selected from R²³; and wherein if said heterocyclyl contains an —NH— group, that nitrogen may be optionally substituted by a group selected from R²⁴; or R¹⁰ is a group of formula (VB):



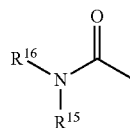
VB

wherein:

R¹¹ is hydrogen or C₁₋₆alkyl;

R¹² and R¹³ are independently selected from hydrogen, halo, carbamoyl, sulphamoyl, C₁₋₁₀alkyl, C₂₋₁₀alkenyl, C₂₋₁₀alkynyl, N—(C₁₋₁₀alkyl)carbamoyl, N,N—(C₁₋₁₀alkyl)₂carbamoyl, C₁₋₁₀alkylS(O)_a wherein a is 0 to 2, N—(C₁₋₁₀alkyl)sulphamoyl, N,N—(C₁₋₁₀alkyl)₂sulphamoyl, N—(C₁₋₁₀alkyl)sulphamoylamino, N,N—(C₁₋₁₀alkyl)₂sulphamoylamino, carbocyclyl or heterocyclyl; wherein R¹² and R¹³ may be independently optionally substituted on carbon by one or more substituents selected from R²⁵; and wherein if said heterocyclyl contains an —NH— group, that nitrogen may be optionally substituted by a group selected from R²⁶;

R¹⁴ is selected from hydrogen, halo, carbamoyl, sulphamoyl, hydroxyaminocarbonyl, C₁₋₁₀alkyl, C₂₋₁₀alkenyl, C₂₋₁₀alkynyl, C₁₋₁₀alkanoyl, N—(C₁₋₁₀alkyl)carbamoyl, N,N—(C₁₋₁₀alkyl)₂carbamoyl, C₁₋₁₀alkylS(O)_a wherein a is 0 to 2, N—(C₁₋₁₀alkyl)sulphamoyl, N,N—(C₁₋₁₀alkyl)₂sulphamoyl, N—(C₁₋₁₀alkyl)sulphamoylamino, N,N—(C₁₋₁₀alkyl)₂sulphamoylamino, carbocyclyl, carbocyclylC₁₋₁₀alkyl, heterocyclyl, heterocyclylC₁₋₁₀alkyl, carbocyclyl-(C₁₋₁₀alkylene)_p, —R²⁷—(C₁₋₁₀alkylene)_q, or heterocyclyl-(C₁₋₁₀alkylene)_s, —R²⁸—(C₁₋₁₀alkylene)_s; wherein R¹⁴ may be optionally substituted on carbon by one or more substituents selected from R²⁹; and wherein if said heterocyclyl contains an —NH— group, that nitrogen may be optionally substituted by a group selected from R³⁰; or R¹⁴ is a group of formula (VC):



VC

R¹⁵ is hydrogen or C₁₋₆alkyl; and R¹⁶ is hydrogen or C₁₋₆alkyl; wherein R¹⁶ may be optionally substituted on carbon by one or more groups selected from R³¹;

or R¹⁵ and R¹⁶ together with the nitrogen to which they are attached form a heterocyclyl; wherein said heterocyclyl may be optionally substituted on carbon by one or more R³⁷; and wherein if said heterocyclyl contains an —NH— group, that nitrogen may be optionally substituted by a group selected from R³⁸;

m is 1-3; wherein the values of R⁷ may be the same or different;

R¹⁷, R¹⁸, R¹⁹, R²³, R²⁵, R²⁹, R³¹ and R³⁷ are independently selected from halo, nitro, cyano, hydroxy, amino, carbamoyl, mercapto, sulphamoyl, hydroxyaminocarbonyl, C₁₋₁₀alkyl, C₂₋₁₀alkenyl, C₂₋₁₀alkynyl, C₁₋₁₀alkoxy, C₁₋₁₀alkanoyl, C₁₋₁₀alkanoyloxy, N—(C₁₋₁₀alkyl)amino, N,N—(C₁₋₁₀alkyl)₂amino, N,N,N—

(C₁₋₁₀alkyl)₃ammonio, C₁₋₁₀alkanoylamino, N—(C₁₋₁₀alkyl)carbamoyl, N,N—(C₁₋₁₀alkyl)₂carbamoyl, C₁₋₁₀alkylS(O)_a wherein a is 0 to 2, N—(C₁₋₁₀alkyl)sulphamoyl, N,N—(C₁₋₁₀alkyl)₂sulphamoyl, N—(C₁₋₁₀alkyl)sulphamoylamino, N,N—(C₁₋₁₀alkyl)₂sulphamoylamino, C₁₋₁₀alkoxycarbonylamino, carbocyclyl, carbocyclylC₁₋₁₀alkyl, heterocyclyl, heterocyclylC₁₋₁₀alkyl, carbocyclyl-(C₁₋₁₀alkylene)_p-R³²(C₁₋₁₀alkylene)_q- or heterocyclyl-(C₁₋₁₀alkylene)_r-R³³-(C₁₋₁₀alkylene)_s-, wherein R¹⁷, R¹⁸, R¹⁹, R²³, R²⁵, R²⁹, R³¹ and R³⁷ may be independently optionally substituted on carbon by one or more R³⁴, and wherein if said heterocyclyl contains an —NH— group, that nitrogen may be optionally substituted by a group selected from R³⁵;

R²¹, R²², R²⁷, R²⁸, R³² or R³³ are independently selected from —O—, —NR³⁶—, —S(O)_x—, —NR³⁶C(O)NR³⁶—, —NR³⁶C(S)NR³⁶—, —OC(O)N=C—, —NR³⁶C(O)— or —C(O)NR³⁶—; wherein R³⁶ is selected from hydrogen or C₁₋₆alkyl, and x is 0-2;

p, q, r and s are independently selected from 0-2;

R³⁴ is selected from halo, hydroxy, cyano, carbamoyl, ureido, amino, nitro, carbamoyl, mercapto, sulphamoyl, trifluoromethyl, trifluoromethoxy, methyl, ethyl, methoxy, ethoxy, vinyl, allyl, ethynyl, formyl, acetyl, formamido, acetylamino, acetoxymethylamino, dimethylamino, N-methylcarbamoyl, N,N-dimethylcarbamoyl, methylthio, methylsulphinyl, mesyl, N-methylsulphamoyl, N,N-dimethylsulphamoyl, N-methylsulphamoylamino and N,N-dimethylsulphamoylamino;

R²⁰, R²⁴, R²⁶, R³⁰, R³⁵ and R³⁸ are independently selected from C₁₋₆alkyl, C₁₋₆alkanoyl, C₁₋₆alkylsulphonyl, C₁₋₆alkoxycarbonyl, carbamoyl, N—(C₁₋₆alkyl)carbamoyl, N,N—(C₁₋₆alkyl)₂carbamoyl, benzyl, benzyloxycarbonyl, benzoyl and phenylsulphonyl; and

wherein a “heteroaryl” is a totally unsaturated, mono or bicyclic ring containing 3-12 atoms of which at least one atom is chosen from nitrogen, sulphur and oxygen, which heteroaryl may, unless otherwise specified, be carbon or nitrogen linked;

wherein a “heterocyclyl” is a saturated, partially saturated or unsaturated, mono or bicyclic ring containing 3-12 atoms of which at least one atom is chosen from nitrogen, sulphur and oxygen, which heterocyclyl may, unless otherwise specified, be carbon or nitrogen linked, wherein a —CH₂— group can optionally be replaced by a —C(O)— group, and a ring sulphur atom may be optionally oxidised to form an S-oxide; and

wherein a “carbocyclyl” is a saturated, partially saturated or unsaturated, mono or bicyclic carbon ring that contains 3-12 atoms; wherein a —CH₂— group can optionally be replaced by a —C(O)— group;

or a pharmaceutically acceptable salt or in vivo hydrolysable ester or amide formed on an available carboxy or hydroxy group thereof.

17. The composition for use in claim 16, wherein the compound of Formula V is

1,1-dioxo-3,3-dibutyl-5-phenyl-7-methylthio-8-(N—{(R)-α-[N—((R)-1-carboxy-2-methylthio-ethyl)carbamoyl]-4-hydroxybenzyl}carbamoylmethoxy)-2,3,4,5-tetrahydro-1,2,5-benzothiadiazepine;

1,1-dioxo-3,3-dibutyl-5-phenyl-7-methylthio-8-(N—{(R)-α-[N—((S)-1-carboxy-2-(R)-hydroxypropyl)carbamoyl]-4-hydroxybenzyl}carbamoylmethoxy)-2,3,4,5-tetrahydro-1,2,5-benzothiadiazepine;

1,1-dioxo-3,3-dibutyl-5-phenyl-7-methylthio-8-(N—{(R)-α-[N—((S)-1-carboxy-2-methylpropyl)carbamoyl]-4-hydroxybenzyl}carbamoylmethoxy)-2,3,4,5-tetrahydro-1,2,5-benzothiadiazepine;

1,1-dioxo-3,3-dibutyl-5-phenyl-7-methylthio-8-(N—{(R)-α-[N—((S)-1-carboxybutyl)carbamoyl]-4-hydroxybenzyl}carbamoylmethoxy)-2,3,4,5-tetrahydro-1,2,5-benzothiadiazepine;

1,1-dioxo-3,3-dibutyl-5-phenyl-7-methylthio-8-(N—{(R)-α-[N—((S)-1-carboxypropyl)carbamoyl]benzyl}carbamoylmethoxy)-2,3,4,5-tetrahydro-1,2,5-benzothiadiazepine;

1,1-dioxo-3,3-dibutyl-5-phenyl-7-methylthio-8-(N—{(R)-α-[N—((S)-1-carboxyethyl)carbamoyl]benzyl}carbamoylmethoxy)-2,3,4,5-tetrahydro-1,2,5-benzothiadiazepine;

1,1-dioxo-3,3-dibutyl-5-phenyl-7-methylthio-8-(N—{(R)-α-[N—((S)-1-carboxy-2-(R)-hydroxypropyl)carbamoyl]benzyl}carbamoylmethoxy)-2,3,4,5-tetrahydro-1,2,5-benzothiadiazepine;

1,1-dioxo-3,3-dibutyl-5-phenyl-7-methylthio-8-(N—{(R)-α-[N—(2-sulphoethyl)carbamoyl]-4-hydroxybenzyl}carbamoylmethoxy)-2,3,4,5-tetrahydro-1,2,5-benzothiadiazepine;

1,1-dioxo-3,3-dibutyl-5-phenyl-7-methylthio-8-(N—{(R)-α-[N—((S)-1-carboxyethyl)carbamoyl]-4-hydroxybenzyl}carbamoylmethoxy)-2,3,4,5-tetrahydro-1,2,5-benzothiadiazepine;

1,1-dioxo-3,3-dibutyl-5-phenyl-7-methylthio-8-(N—{(R)-α-[N—((R)-1-carboxy-2-methylthioethyl)carbamoyl]benzyl}carbamoylmethoxy)-2,3,4,5-tetrahydro-1,2,5-benzothiadiazepine;

1,1-dioxo-3,3-dibutyl-5-phenyl-7-methylthio-8-(N—{(R)-α-[N—{(S)-1-[N—((S)-2-hydroxy-1-carboxyethyl)carbamoyl]propyl}carbamoyl]benzyl}carbamoylmethoxy)-2,3,4,5-tetrahydro-1,2,5-benzothiadiazepine;

1,1-dioxo-3,3-dibutyl-5-phenyl-7-methylthio-8-(N—{(R)-α-[N—((S)-1-carboxy-2-methylpropyl)carbamoyl]benzyl}carbamoylmethoxy)-2,3,4,5-tetrahydro-1,2,5-benzothiadiazepine;

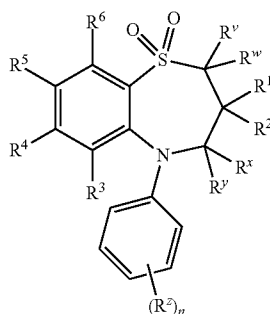
1,1-dioxo-3,3-dibutyl-5-phenyl-7-methylthio-8-(N—{(R)-α-[N—((S)-1-carboxypropyl)carbamoyl]-4-hydroxybenzyl}carbamoylmethoxy)-2,3,4,5-tetrahydro-1,2,5-benzothiadiazepine;

1,1-dioxo-3,3-dibutyl-5-phenyl-7-methylthio-8-[N—{(R)-α-carboxy-4-hydroxybenzyl}carbamoylmethoxy]-2,3,4,5-tetrahydro-1,2,5-benzothiadiazepine; or

1,1-dioxo-3,3-dibutyl-5-phenyl-7-methylthio-8-(N—{(R)-α-[N—(carboxymethyl)carbamoyl]benzyl}carbamoylmethoxy)-2,3,4,5-tetrahydro-1,2,5-benzothiadiazepine;

or a pharmaceutically acceptable salt thereof.

18. The composition for use in claim 1, wherein the ASBTI is a compound of Formula VI:



VI

wherein:

R^v and R^w are independently selected from hydrogen or C₁₋₆alkyl;

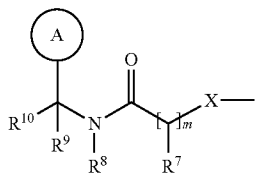
one of R¹ and R² is selected from hydrogen or C₁₋₆alkyl and the other is selected from C₁₋₆alkyl;

R^x and R^y are independently selected from hydrogen or C₁₋₆alkyl, or one of R^x and R^y is hydrogen or C₁₋₆alkyl and the other is hydroxy or C₁₋₆alkoxy;

R^z is selected from halo, nitro, cyano, hydroxy, amino, carboxy, carbamoyl, mercapto, sulphamoyl, C₁₋₆alkyl, C₂₋₆alkenyl, C₂₋₆alkynyl, C₁₋₆alkoxy, C₁₋₆alkanoyl, C₁₋₆alkanoyloxy, N—(C₁₋₆alkyl)amino, N,N—(C₁₋₆alkyl)₂amino, C₁₋₆alkanoylamino, N—(C₁₋₆alkyl)carbamoyl, N,N—(C₁₋₆alkyl)₂carbamoyl, C₁₋₆alkylS(O)_a wherein a is 0 to 2, C₁₋₆alkoxycarbonyl, N—(C₁₋₆alkyl) sulphamoyl and N,N—(C₁₋₆alkyl)₂ sulphamoyl;

n is 0-5;

one of R⁴ and R⁵ is a group of formula (VIA):



VIA

R³ and R⁶ and the other of R⁴ and R⁵ are independently selected from hydrogen, halo, nitro, cyano, hydroxy, amino, carboxy, carbamoyl, mercapto, sulphamoyl, C₁₋₆alkyl, C₂₋₆alkenyl, C₂₋₆alkynyl, C₁₋₆alkoxy, C₁₋₆alkanoyl, C₁₋₆alkanoyloxy, N—(C₁₋₆alkyl)amino, N,N—(C₁₋₆alkyl)₂amino, C₁₋₆alkanoylamino, N—(C₁₋₆alkyl)carbamoyl, N,N—(C₁₋₆alkyl)₂carbamoyl, C₁₋₆alkylS(O)_a wherein a is 0 to 2, C₁₋₆alkoxycarbonyl, N—(C₁₋₆alkyl)sulphamoyl and N,N—(C₁₋₆alkyl)₂sulphamoyl; wherein R³ and R⁶ and the other of R⁴ and R⁵ may be optionally substituted on carbon by one or more R¹⁷;

X is —O—, —N(R^a)—, —S(O)_b— or —CH(R^a)—; wherein R^a is hydrogen or C₁₋₆alkyl and b is 0-2;

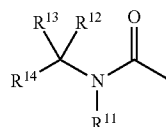
Ring A is aryl or heteroaryl; wherein Ring A is optionally substituted on carbon by one or more substituents selected from R¹⁸;

R⁷ is hydrogen, C₁₋₆alkyl, carbocyclyl or heterocyclyl; wherein R⁷ is optionally substituted on carbon by one or more substituents selected from R¹⁹; and wherein if said heterocyclyl contains an —NH— group, that nitrogen may be optionally substituted by a group selected from R²⁰;

R⁸ is hydrogen or C₁₋₆alkyl;

R⁹ is hydrogen or C₁₋₆alkyl;

R¹⁰ is hydrogen, halo, nitro, cyano, hydroxy, amino, carbamoyl, mercapto, sulphamoyl, hydroxyaminocarbonyl, C₁₋₁₀alkyl, C₂₋₁₀alkenyl, C₂₋₁₀alkynyl, C₁₋₁₀alkoxy, C₁₋₁₀alkanoyl, C₁₋₁₀alkanoyloxy, N—(C₁₋₁₀alkyl)amino, N,N—(C₁₋₁₀alkyl)₂amino, N,N,N—(C₁₋₁₀alkyl)₃ammonio, C₁₋₁₀alkanoylamino, N—(C₁₋₁₀alkyl)carbamoyl, N,N—(C₁₋₁₀alkyl)₂carbamoyl, C₁₋₁₀alkylS(O)_a wherein a is 0 to 2, N—(C₁₋₁₀alkyl)sulphamoyl, N,N—(C₁₋₁₀alkyl)₂sulphamoyl, N—(C₁₋₁₀alkyl)sulphamoylamino, N,N—(C₁₋₁₀alkyl)₂sulphamoylamino, C₁₋₁₀alkoxycarbonylamino, carbocyclyl, carbocyclylC₁₋₁₀alkyl, heterocyclyl, heterocyclylC₁₋₁₀alkyl, carbocyclyl-(C₁₋₁₀alkylene)_p-R²¹—(C₁₋₁₀alkylene)_q- or heterocyclyl-(C₁₋₁₀alkylene)_r-R²²—(C₁₋₁₀alkylene)_s; wherein R¹⁰ is optionally substituted on carbon by one or more substituents selected from R²³; and wherein if said heterocyclyl contains an —NH— group, that nitrogen may be optionally substituted by a group selected from R²⁴; or R¹⁰ is a group of formula (VIB):



VIB

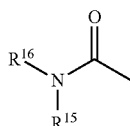
wherein:

R¹¹ is hydrogen or C₁₋₆alkyl;

R¹² and R¹³ are independently selected from hydrogen, halo, nitro, cyano, hydroxy, amino, carbamoyl, mercapto, sulphamoyl, C₁₋₁₀alkyl, C₂₋₁₀alkenyl, C₂₋₁₀alkynyl, C₁₋₁₀alkoxy, C₁₋₁₀alkanoyl, C₁₋₁₀alkanoyloxy, N—(C₁₋₁₀alkyl)amino, N,N—(C₁₋₁₀alkyl)₂amino, C₁₋₁₀alkanoylamino, N—(C₁₋₁₀alkyl)carbamoyl, N,N—(C₁₋₁₀alkyl)₂carbamoyl, C₁₋₁₀alkylS(O)_a wherein a is 0 to 2, N—(C₁₋₁₀alkyl)sulphamoyl, N,N—(C₁₋₁₀alkyl)₂sulphamoyl, N—(C₁₋₁₀alkyl)sulphamoylamino, N,N—(C₁₋₁₀alkyl)₂sulphamoylamino, carbocyclyl or heterocyclyl; wherein R¹² and R¹³ may be independently optionally substituted on carbon by one or more substituents selected from R²⁵; and wherein if said heterocyclyl contains an —NH— group, that nitrogen may be optionally substituted by a group selected from R²⁶;

R¹⁴ is selected from hydrogen, halo, nitro, cyano, hydroxy, amino, carbamoyl, mercapto, sulphamoyl, hydroxyaminocarbonyl, C₁₋₁₀alkyl, C₂₋₁₀alkenyl, C₂₋₁₀alkynyl, C₁₋₁₀alkoxy, C₁₋₁₀alkanoyl, C₁₋₁₀alkanoyloxy, N—(C₁₋₁₀alkyl)amino, N,N—(C₁₋₁₀alkyl)₂amino, N,N,N—(C₁₋₁₀alkyl)₃ammonio, C₁₋₁₀alkanoylamino, N—(C₁₋₁₀alkyl)carbamoyl, N,N—(C₁₋₁₀alkyl)₂carbamoyl, C₁₋₁₀alkylS(O)_a wherein a is 0 to 2, N—(C₁₋₁₀alkyl)sulphamoyl, N,N—(C₁₋₁₀alkyl)₂sulphamoyl, N—(C₁₋

10alkyl)sulphamoylamino, N,N—(C₁₋₁₀alkyl)₂sulphamoylamino, C₁₋₁₀alkoxycarbonylamino, carbocyclyl, carbocyclyl(C₁₋₁₀alkyl, heterocyclyl, heterocyclyl(C₁₋₁₀alkyl, carbocyclyl-(C₁₋₁₀alkylene)_p-R²⁷—(C₁₋₁₀alkylene)_q- or heterocyclyl-(C₁₋₁₀alkylene),-R²⁸—(C₁₋₁₀alkylene)_s-; wherein R¹⁴ may be optionally substituted on carbon by one or more substituents selected from R²⁹; and wherein if said heterocyclyl contains an —NH— group, that nitrogen may be optionally substituted by a group selected from R³⁰; or R¹⁴ is a group of formula (VIC):



VIC

R¹⁵ is hydrogen or C₁₋₆alkyl;

R¹⁶ is hydrogen or C₁₋₆alkyl; wherein R¹⁶ may be optionally substituted on carbon by one or more groups selected from R³¹;

n is 1-3; wherein the values of R⁷ may be the same or different;

$R^{17}, R^{18}, R^{19}, R^{23}, R^{25}, R^{29}$ or R^{31} are independently selected from halo, nitro, cyano, hydroxy, amino, carbamoyl, mercapto, sulphamoyl, hydroxyaminocarbonyl, amidino, C_{1-10} alkyl, C_{2-10} alkenyl, C_{2-10} alkynyl, C_{1-10} alkoxy, C_{1-10} alkanoyl, C_{1-10} alkanoyloxy, $(C_{1-10}alkyl)_3silyl$, $N-(C_{1-10}alkyl)amino$, $N,N-(C_{1-10}alkyl)_2amino$, $N,N,N-(C_{1-10}alkyl)_3ammonio$, $C_{1-10}alkanoylamino$, $N-(C_{1-10}alkyl)carbamoyl$, $N,N-(C_{1-10}alkyl)_2carbamoyl$, $C_{1-10}alkylS(O)_a$ wherein a is 0 to 2, $N-(C_{1-10}alkyl)sulphamoyl$, $N,N-(C_{1-10}alkyl)_2sulphamoyl$, $N-(C_{1-10}alkyl)sulphamoylamino$, $N,N-(C_{1-10}alkyl)_2sulphamoylamino$, $C_{1-10}alkoxycarbonylamino$, carbocyclyl, carbocyclyl $C_{1-10}alkyl$, heterocyclyl, heterocyclyl $C_{1-10}alkyl$, carbocyclyl- $(C_{1-10}alkylene)_p-R^{32}-(C_{1-10}alkylene)_q$ - or heterocyclyl- $(C_{1-10}alkylene)_r-R^{33}-(C_{1-10}alkylene)_s$

wherein R^{17} , R^{18} , R^{19} , R^{23} , R^{25} , R^{29} or R^{31} may be independently optionally substituted on carbon by one or more R^{34} ; and wherein if said heterocyclyl contains an $-NH-$ group, that nitrogen may be optionally substituted by a group selected from R^{35} :

R^{21} , R^{22} , R^{27} , R^{28} , R^{32} or R^{33} are independently selected from $-O-$, $-NR^{36}$, $-S(O)_x-$, $-NR^{36}C(O)NR^{36}$, $-NR^{36}C(S)NR^{36}$, $-OC(O)N=C-$, $-NR^{36}C(O)-$ or $-C(O)NR^{36}-$; wherein R^{36} is selected from hydrogen or C_{1-6} alkyl, and x is 0-2;

p, q, r and s are independently selected from 0-2;

R³⁴ is selected from halo, hydroxy, cyano, carbamoyl, ureido, amino, nitro, carbamoyl, mercapto, sulphamoyl, trifluoromethyl, trifluoromethoxy, methyl, ethyl, methoxy, ethoxy, vinyl, allyl, ethynyl, formyl, acetyl, formamido, acetylamino, acetoxo, methylamino, dimethylamino, N-methylcarbamoyl, N,N-dimethylcarbamoyl, methylthio, methylsulphanyl, mesyl, N-methylsulphamoyl, N,N-dimethylsulphamoyl, N-methylsulphamoylamino and N,N-dimethylsulphamoylamino;

R²⁰, R²⁴, R²⁶, R³⁰ or R³⁵ are independently selected from C₁₋₆alkyl, C₁₋₆alkanoyl, C₁₋₆alkylsulfonyl, C₁₋₆alkoxycarbonyl, carbamoyl, N-(C₁₋₆alkyl)carbamoyl, N,N-(C₁₋₆alkyl)carbamoyl, benzyl, benzyloxy-carbonyl, benzoyl and phenylsulphonyl;

or a pharmaceutically acceptable salt, solvate or solvate of such a salt, or an in vivo hydrolysable ester formed on an available carboxy or hydroxy thereof, or an in vivo hydrolysable amide formed on an available carboxy thereof.

19. The composition for use in claim **18**, wherein the compound of Formula VI is

1,1-dioxo-3,3-dibutyl-5-phenyl-7-methylthio-8-(N—{
(R)-1'-phenyl-1'-[N'-(carboxymethyl) carbamoyl]
methyl} carbamoylmethoxy)-2,3,4,5-tetrahydro-1,5-
benzothiazepine;

1,1-dioxo-3,3-dibutyl-5-phenyl-7-methylthio-8-(N—{(R)- α -[N⁺—((S)-1-carboxypropyl)carbamoyl]-4-hydroxybenzyl}carbamoylmethoxy)-2,3,4,5-tetrahydro-1,5-benzothiazepine;

1,1-dioxo-3,3-dibutyl-5-phenyl-7-methylthio-8-(N—{(R)-1'-phenyl-1'-[N'-(carboxymethyl) carbamoyl]methyl} carbamoylmethoxy)-2,3,4,5-tetrahydro-1,5-benzothiazepine;

1,1-dioxo-3,3-dibutyl-5-phenyl-7-methylthio-8-(N—{
(R)- α -[N'—((S)-1-carboxyethyl)carbamoyl]
benzyl}carbamoylmethoxy)-2,3,4,5-tetrahydro-1,5-
benzothiazepine;

or a pharmaceutically acceptable salt thereof.

20. The composition for use in claim 1, wherein the dosage of the ASBTI is between about 10 µg/kg/day and about 300 µg/kg/day.

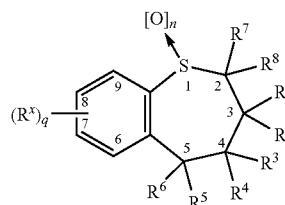
21. The composition for use in claim 1, wherein the dosage of the ASBTI is any dosage from about 14 $\mu\text{g/kg/day}$ to about 280 $\mu\text{g/kg/day}$.

22. The composition for use in claim 1, wherein the dosage of the ASBTI is any dosage from about 14 $\mu\text{g/kg/day}$ to about 140 $\mu\text{g/kg/day}$.

23. The composition for use in claim 1, wherein the dosage comprises between 0.1 to 20 mg of the ASBTI.

24. A composition for use in the treatment of a cholestatic liver disease or pruritis comprising non-systemically administering to an individual in need thereof a therapeutically effective amount of the composition comprising an Apical Sodium-dependent Bile Acid Transporter Inhibitor (ASBTI) or a pharmaceutically acceptable salt thereof.

25. A composition for use in the treatment of a cholestatic liver disease or pruritis comprising non-systemically administering to an individual in need thereof a therapeutically effective amount of the composition comprising an Apical Sodium-dependent Bile Acid Transporter Inhibitor (ASBTI) or a pharmaceutically acceptable salt thereof, wherein the ASBTI is a compound of Formula II:



Formula II

wherein:

q is an integer from 1 to 4;

n is an integer from 0 to 2;

R¹ and R² are independently selected from the group consisting of H, alkyl, alkenyl, alkynyl, haloalkyl, alkylaryl, arylalkyl, alkoxy, alkoxyalkyl, dialkylamino, alkylthio, (polyalkyl)aryl, and cycloalkyl,

wherein alkyl, alkenyl, alkynyl, haloalkyl, alkylaryl, arylalkyl, alkoxy, alkoxyalkyl, dialkylamino, alkylthio, (polyalkyl)aryl, and cycloalkyl optionally are substituted with one or more substituents selected from the group consisting of OR⁹, NR⁹R¹⁰, N⁺R⁹R¹⁰R^wA⁻, SR⁹, S⁺R⁹R¹⁰A⁻, P⁺R⁹R¹⁰R¹¹A⁻, S(O)R⁹, SO₂R⁹, SO₃R⁹, CO₂R⁹, CN, halogen, oxo, and CONR⁹R¹⁰,

wherein alkyl, alkenyl, alkynyl, alkylaryl, alkoxy, alkoxyalkyl, (polyalkyl)aryl, and cycloalkyl optionally have one or more carbons replaced by O, NR⁹, N⁺R⁹R¹⁰A⁻, S, SO, SO₂, S⁺R⁹A⁻, P⁺R⁹R¹⁰A⁻, or phenylene,

wherein R⁹, R¹⁰, and R^w are independently selected from the group consisting of H, alkyl, alkenyl, alkynyl, cycloalkyl, aryl, acyl, heterocycle, ammoniumalkyl, arylalkyl, and alkylammoniumalkyl; or

R¹ and R² taken together with the carbon to which they are attached form C₃-C₁₀ cycloalkyl;

R³ and R⁴ are independently selected from the group consisting of H, alkyl, alkenyl, alkynyl, alkoxy, aryl, heterocycle, OR⁹, NR⁹R¹⁰, SR⁹, S(O)R⁹, SO₂R⁹, and SO₃R⁹, wherein R⁹ and R¹⁰ are as defined above; or

R³ and R⁴ together =O, =NOR¹¹, =S, =NNR¹¹R¹², =NR⁹, or =CR¹¹R¹²,

wherein R¹¹ and R¹² are independently selected from the group consisting of H, alkyl, alkenyl, alkynyl, aryl, arylalkyl, alkenylalkyl, alkynylalkyl, heterocycle, carboxyalkyl, carboalkoxyalkyl, cycloalkyl, cyanoalkyl, OR⁹, NR⁹R¹⁰, SR⁹, S(O)R⁹, SO₂R⁹, SO₃R⁹, CO₂R⁹, CN, halogen, oxo, and CONR⁹R¹⁰, wherein R⁹ and R¹⁰ are as defined above, provided that both R³ and R⁴ cannot be OH, NH₂, and SH, or

R¹¹ and R¹² together with the nitrogen or carbon atom to which they are attached form a cyclic ring;

R⁵ and R⁶ are independently selected from the group consisting of H, alkyl, alkenyl, alkynyl, aryl, cycloalkyl, heterocycle, quaternary heterocycle, quaternary heteroaryl, OR⁹, SR⁹, S(O)R⁹, SO₂R⁹, SO₃R⁹, and -L_z-K_z;

wherein z is 1, 2 or 3; each L is independently a substituted or unsubstituted alkyl, a substituted or unsubstituted heteroalkyl, a substituted or unsubstituted alkoxy, a substituted or unsubstituted aminoalkyl group, a substituted or unsubstituted aryl, a substituted or unsubstituted heteroaryl, a substituted or unsubstituted cycloalkyl, or a substituted or unsubstituted heterocycloalkyl; each K is a moiety that prevents systemic absorption;

wherein alkyl, alkenyl, alkynyl, aryl, cycloalkyl, heterocycle, quaternary heterocycle, and quaternary heteroaryl can be substituted with one or more substituent groups independently selected from the group consisting of alkyl, alkenyl, alkynyl, polyalkyl, polyether, aryl, haloalkyl, cycloalkyl, heterocycle, arylalkyl, quaternary heterocycle, quaternary heteroaryl, halogen, oxo, R¹⁵, OR¹³, OR¹³R¹⁴, NR¹³R¹⁴, SR¹³, S(O)R¹³, SO₂R¹³, SO₃R¹³, NR¹³OR¹⁴, NR¹³NR¹⁴R¹⁵, NO₂, CO₂R¹³, CN, OM, SO₂OM, SO₂NR¹³R¹⁴, C(O)NR¹³R¹⁴, C(O)OM,

CR¹³, P(O)R¹³R¹⁴, P⁺R¹³R¹⁴R¹⁵A⁻, P(OR¹³)OR¹⁴, S⁺R¹³R¹⁴A⁻, and N⁺R⁹R¹¹R¹²A⁻,

wherein:

A⁻ is a pharmaceutically acceptable anion and M is a pharmaceutically acceptable cation, said alkyl, alkenyl, alkynyl, polyalkyl, polyether, aryl, haloalkyl, cycloalkyl, and heterocycle can be further substituted with one or more substituent groups selected from the group consisting of OR⁷, NR⁷R⁸, S(O)R⁷, SO₂R⁷, SO₃R⁷, CO₂R⁷, CN, oxo, CONR⁷R⁸, N⁺R⁷R⁸R⁹A⁻, alkyl, alkenyl, alkynyl, aryl, cycloalkyl, heterocycle, arylalkyl, quaternary heterocycle, quaternary heteroaryl, P(O)R⁷R⁸, P⁺R⁷R⁸R⁹A⁻, and P(O)(OR⁷)OR⁸ and

wherein said alkyl, alkenyl, alkynyl, polyalkyl, polyether, aryl, haloalkyl, cycloalkyl, and heterocycle can optionally have one or more carbons replaced by O, NR⁷, N⁺R⁷R⁸A⁻, S, SO, SO₂, S⁺R⁷A⁻, PR⁷, P(O)R⁷, P⁺R⁷R⁸A⁻, or phenylene, and R¹³, R¹⁴, and R¹⁵ are independently selected from the group consisting of hydrogen, alkyl, alkenyl, alkynyl, polyalkyl, aryl, arylalkyl, cycloalkyl, heterocycle, heteroaryl, quaternary heterocycle, quaternary heteroaryl, quaternary heteroarylalkyl, and -G-T-V-W,

wherein alkyl, alkenyl, alkynyl, arylalkyl, heterocycle, and polyalkyl optionally have one or more carbons replaced by O, NR⁹, N⁺R⁹R¹⁰A⁻, S, SO, SO₂, S⁺R⁹A⁻, PR, P⁺R⁹R¹⁰A⁻, P(O)R⁹, phenylene, carbohydrate, C₂-C₇ polyol, amino acid, peptide, or polypeptide, and

G, T and V are each independently a bond, —O—, —S—, —N(H)—, substituted or unsubstituted alkyl, —O-alkyl, —N(H)-alkyl, —C(O)N(H)—, —N(H)C(O)—, —N(H)C(O)N(H)—, substituted or unsubstituted alkenyl, substituted or unsubstituted alkynyl, substituted or unsubstituted aryl, substituted or unsubstituted arylalkyl, substituted or unsubstituted alkenylalkyl, alkynylalkyl, substituted or unsubstituted heteroalkyl, substituted or unsubstituted heterocycle, substituted or unsubstituted carboxyalkyl, substituted or unsubstituted carboalkoxyalkyl, or substituted or unsubstituted cycloalkyl, and

W is quaternary heterocycle, quaternary heteroaryl, quaternary heteroarylalkyl, N⁺R⁹R¹¹R¹²A⁻, P⁺R⁹R¹⁰R¹¹A⁻, OS(O)₂OM, or S⁺R⁹R¹⁰A⁻, and

R¹³, R¹⁴ and R¹⁵ are optionally substituted with one or more groups selected from the group consisting of sulfoalkyl, quaternary heterocycle, quaternary heteroaryl, OR⁹, NR⁹R¹⁰, N⁺R⁹R¹¹R¹²A⁻, SR⁹, S(O)R⁹, SO₂R⁹, SO₃R⁹, oxo, CO₂R⁹, CN, halogen, CONR⁹R¹⁰, SO₂OM, SO₂NR⁹R¹⁰, PO(OR¹⁶)OR¹⁷, P⁺R⁹R¹⁰R¹¹A⁻, S⁺R⁹R¹⁰A⁻, and C(O)OM,

wherein R¹⁶ and R¹⁷ are independently selected from the substituents constituting R⁹ and M; or

R¹⁴ and R¹⁵, together with the nitrogen atom to which they are attached, form a cyclic ring; and

is selected from the group consisting of alkyl, alkenyl, alkynyl, cycloalkyl, aryl, acyl, heterocycle, ammoniumalkyl, alkylammoniumalkyl, and arylalkyl; and

R⁷ and R⁸ are independently selected from the group consisting of hydrogen and alkyl; and

one or more R^x are independently selected from the group consisting of H, alkyl, alkenyl, alkynyl, polyalkyl, alkoxy, aryl, arylalkyl, halogen, haloalkyl, cycloalkyl, heterocycle, heteroaryl, polyether, quaternary heterocycle,

quaternary heteroaryl, OR^{13} , $NR^{13}R^{14}$, SR^{13} , $S(O)R^{13}$, $S(O)_2R^{13}$, SO_3R^{13} , $S^+R^{13}R^{14}A^-$, $NR^{13}OR^{14}$, $NR^{13}NR^{14}R^{15}$, NO_2 , CO_2R^{13} , CN , OM , SO_2OM , $SO_2NR^{13}R^{14}$, $NR^{14}C(O)R^{13}$, $C(O)NR^{13}R^{14}$, $NR^{14}C(O)R^{13}$, $C(O)OM$, COR^{13} , OR^{18} , $S(O)_nNR^{18}$, $NR^{13}R^{18}$, $NR^{18}R^{14}$, $N^+R^9R^{11}R^{12}A^-$, $P^+R^9R^{11}R^{12}A^-$, amino acid, peptide, polypeptide, and carbohydrate;

wherein alkyl, alkenyl, alkynyl, cycloalkyl, aryl, polyalkyl, heterocycle, acyloxy, arylalkyl, haloalkyl, polyether, quaternary heterocycle, and quaternary heteroaryl can be further substituted with OR^9 , NR^9R^{10} , $N^+R^9R^{11}R^{12}A^-$, SR^9 , $S(O)R^9$, SO_2R^9 , SO_3R^9 , oxo, CO_2R^9 , CN , halogen, $CONR^9R^{10}$, SO_2OM , $SO_2NR^9R^{10}$, $PO(OR^{16})OR^{17}$, $P^+R^9R^{11}R^{12}A^-$, $S^+R^9R^{10}A^-$, or $C(O)M$,

wherein W is O or NH, R^{31} is selected from

wherein R^{18} is selected from the group consisting of acyl, arylalkoxycarbonyl, arylalkyl, heterocycle, heteroaryl, alkyl,

wherein acyl, arylalkoxycarbonyl, arylalkyl, heterocycle, heteroaryl, alkyl, quaternary heterocycle, and quaternary heteroaryl optionally are substituted with one or more substituents selected from the group consisting of OR^9 , NR^9R^{10} , $N^+R^9R^{11}R^{12}A^-$, SR^9 , $S(O)R^9$, SO_2R^9 , SO_3R^9 , oxo, CO_2R^9 , CN , halogen, $CONR^9R^{10}$, SO_3R^9 , SO_2OM , $SO_2NR^9R^{10}$, $PO(OR^{16})OR^{17}$, and $C(O)OM$,

wherein in R^x , one or more carbons are optionally replaced by O, NR^{13} , $N^+R^{13}R^{14}A^-$, S, SO, SO_2 , $S^+R^{13}R^{14}A^-$, PR^{13} , $P(O)R^{13}$, $P^+R^{13}R^{14}A^-$, phenylene, amino acid, peptide, polypeptide, carbohydrate, polyether, or polyalkyl,

wherein in said polyalkyl, phenylene, amino acid, peptide, polypeptide, and carbohydrate, one or more carbons are optionally replaced by O, NR^9 , $R^9R^{10}A^-$, S, SO, SO_2 , $S^+R^9A^-$, PR^9 , $P^+R^9R^{10}A^-$, or $P(O)R^9$;

wherein quaternary heterocycle and quaternary heteroaryl are optionally substituted with one or more groups selected from the group consisting of alkyl, alkenyl, alkynyl, polyalkyl, polyether, aryl, haloalkyl, cycloalkyl, heterocycle, arylalkyl, halogen, oxo, OR^{13} , $NR^{13}R^{14}$, SR^{13} , $S(O)R^{13}$, SO_2R^{13} , SO_3R^{13} , $NR^{13}OR^{14}$, $NR^{13}NR^{14}R^{15}$, NO_2 , CO_2R^{13} , CN , OM , SO_2OM , $SO_2NR^{13}R^{14}$, $C(O)NR^{13}R^{14}$, $C(O)OM$, COR^{13} , $P(O)R^{13}R^{14}$, $P^+R^{13}R^{14}R^{15}A^-$, $P(OR^{13})OR^{14}$, $S^+R^{13}R^{14}A^-$, and $N^+R^9R^{11}R^{12}A^-$,

provided that both R^5 and R^6 cannot be hydrogen or SH; provided that when R^5 or R^6 is phenyl, only one of R^1 or R^2 is H;

provided that when $q=1$ and R^x is styryl, anilido, or anilincarbonyl, only one of R^5 or R^6 is alkyl.

26. The composition for use in claim **25**, wherein:

q is 1;

n is 2;

R^x is $N(CH_3)_2$;

R^7 and R^8 are independently H;

R^1 and R^2 is alkyl;

R^3 is H, and R^4 is OH;

R^5 is H, and R^6 is selected from the group consisting of alkyl, alkenyl, alkynyl, aryl, cycloalkyl, heterocycle, quaternary heterocycle, quaternary heteroaryl, OR^9 , SR^9 , $S(O)R^9$, SO_2R^9 , SO_3R^9 , and $-L_z-K_z$;

wherein z is 1, 2 or 3; each L is independently a substituted or unsubstituted alkyl, a substituted or unsubstituted heteroalkyl, a substituted or unsubstituted alkoxy, a substituted or unsubstituted aminoalkyl

group, a substituted or unsubstituted aryl, a substituted or unsubstituted heteroaryl, a substituted or unsubstituted cycloalkyl, or a substituted or unsubstituted heterocycloalkyl; each K is a moiety that prevents systemic absorption;

wherein alkyl, alkenyl, alkynyl, aryl, cycloalkyl, heterocycle, quaternary heterocycle, and quaternary heteroaryl can be substituted with one or more substituent groups independently selected from the group consisting of alkyl, alkenyl, alkynyl, polyalkyl, polyether, aryl, haloalkyl, cycloalkyl, heterocycle, arylalkyl, quaternary heterocycle, quaternary heteroaryl, halogen, oxo, R^{15} , OR^{13} , $OR^{13}R^{14}$, $NR^{13}R^{14}$, SR^{13} , $S(O)R^{13}$, SO_2R^{13} , SO_3R^{13} , $NR^{13}OR^{14}$, $NR^{13}NR^{14}R^{15}$, NO_2 , CO_2R^{13} , CN , OM , SO_2OM , $SO_2NR^{13}R^{14}$, $C(O)NR^{13}R^{14}$, $C(O)OM$, CR^{13} , $P(O)R^{13}R^{14}$, $P^+R^{13}R^{14}R^{15}A^-$, $P(OR^{13})OR^{14}$, $S^+R^{13}R^{14}A^-$, and $N^+R^9R^{11}R^{12}A^-$,

wherein A^- is a pharmaceutically acceptable anion and M is a pharmaceutically acceptable cation, said alkyl, alkenyl, alkynyl, polyalkyl, polyether, aryl, haloalkyl, cycloalkyl, and heterocycle can be further substituted with one or more substituent groups selected from the group consisting of OR^7 , NR^7R^8 , $S(O)R^7$, SO_2R^7 , SO_3R^7 , CO_2R^7 , CN , oxo, $CONR^7R^8$, $N^+R^7R^8R^9A^-$, alkyl, alkenyl, alkynyl, aryl, cycloalkyl, heterocycle, arylalkyl, quaternary heterocycle, quaternary heteroaryl, $P(O)R^7R^8$, $P^+R^7R^8R^9A^-$, and $P(O)(OR^7)OR^8$ and

wherein said alkyl, alkenyl, alkynyl, polyalkyl, polyether, aryl, haloalkyl, cycloalkyl, and heterocycle can optionally have one or more carbons replaced by O, NR^7 , $N^+R^7R^8A^-$, S, SO, SO_2 , $S^+R^7A^-$, PR^7 , $P(O)R^7$, $P^+R^7R^8A^-$, or phenylene, and R^{13} , R^{14} , and R^{15} are independently selected from the group consisting of hydrogen, alkyl, alkenyl, alkynyl, polyalkyl, aryl, arylalkyl, cycloalkyl, heterocycle, heteroaryl, quaternary heterocycle, quaternary heteroaryl, quaternary heteroarylalkyl, and $-G-T-V-W$,

wherein alkyl, alkenyl, alkynyl, arylalkyl, heterocycle, and polyalkyl optionally have one or more carbons replaced by O, NR^9 , $N^+R^9R^{10}A^-$, S, SO, SO_2 , $S^+R^9A^-$, PR^9 , $P^+R^9R^{10}A^-$, $P(O)R^9$, phenylene, carbohydrate, C_2-C_7 polyol, amino acid, peptide, or polypeptide, and

G , T and V are each independently a bond, $-O-$, $-S-$, $-N(H)-$, substituted or unsubstituted alkyl, $-O$ -alkyl, $-N(H)$ -alkyl, $-C(O)N(H)-$, $-N(H)C(O)-$, $-N(H)C(O)N(H)-$, substituted or unsubstituted alkenyl, substituted or unsubstituted alkynyl, substituted or unsubstituted aryl, substituted or unsubstituted arylalkyl, substituted or unsubstituted alkenylalkyl, alkynylalkyl, substituted or unsubstituted heteroalkyl, substituted or unsubstituted heterocycle, substituted or unsubstituted carboxyalkyl, substituted or unsubstituted carboalkoxyalkyl, or substituted or unsubstituted cycloalkyl, and

W is quaternary heterocycle, quaternary heteroaryl, quaternary heteroarylalkyl, $N^+R^9R^{11}R^{12}A^-$, $P^+R^9R^{10}R^{11}A^-$, $OS(O)_2OM$, or $S^+R^9R^{10}A^-$, and

R^9 and R^{10} are independently selected from the group consisting of H, alkyl, alkenyl, alkynyl, cycloalkyl, aryl, acyl, heterocycle, ammoniumalkyl, arylalkyl, and alkylammoniumalkyl;

R¹¹ and R¹² are independently selected from the group consisting of H, alkyl, alkenyl, alkynyl, aryl, arylalkyl, alkenylalkyl, alkynylalkyl, heterocycle, carboxyalkyl, carboalkoxyalkyl, cycloalkyl, cyanoalkyl, OR⁹, NR⁹R¹⁰, SR⁹, S(O)R⁹, SO₂R⁹, SO₃R⁹, CO₂R⁹, CN, halogen, oxo, and CONR⁹R¹⁰, wherein R⁹ and R¹⁰ are as defined above, provided that both R³ and R⁴ cannot be OH, NH₂, and SH, or

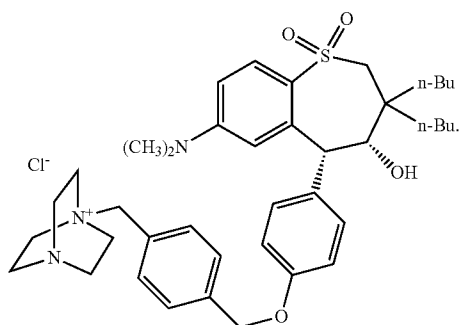
R¹¹ and R¹² together with the nitrogen or carbon atom to which they are attached form a cyclic ring;

R¹³, R¹⁴ and R¹⁵ are optionally substituted with one or more groups selected from the group consisting of sulfoalkyl, quaternary heterocycle, quaternary heteroaryl, OR⁹, NR⁹R¹⁰, N⁺R⁹R¹¹R¹²A⁻, SR⁹, S(O)R⁹, SO₂R⁹, SO₃R⁹, oxo, CO₂R⁹, CN, halogen, CONR⁹R¹⁰, SO₂OM, SO₂NR⁹R¹⁰, PO(OR¹⁶)OR¹⁷, P⁺R⁹R¹⁰R¹¹A⁻, S⁺R⁹R¹⁰A⁻, and C(O)OM.

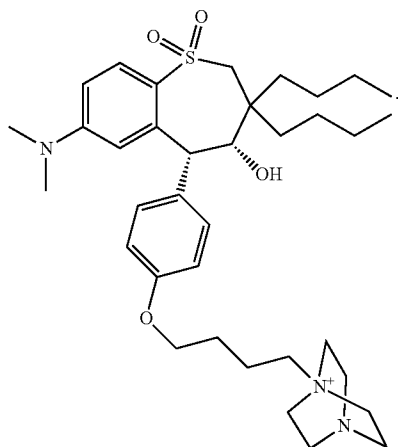
wherein R¹⁶ and R¹⁷ are independently selected from the substituents constituting R⁹ and M; or

R¹⁴ and R¹⁵, together with the nitrogen atom to which they are attached, form a cyclic ring; and is selected from the group consisting of alkyl, alkenyl, alkynyl, cycloalkyl, aryl, acyl, heterocycle, ammoniumalkyl, alkylammoniumalkyl, and arylalkyl

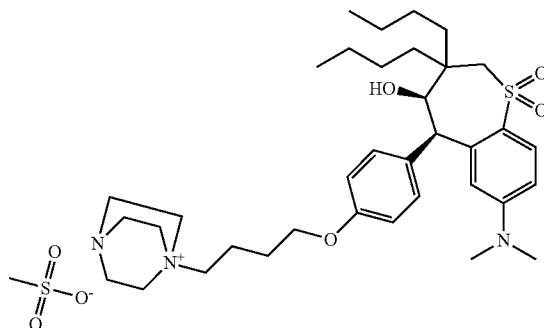
27. The composition for use in claim 25, wherein the compound of Formula II is



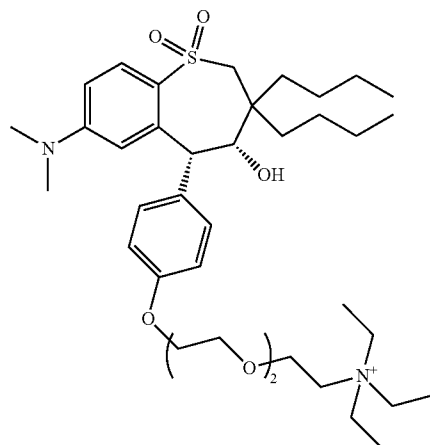
28. The composition for use in claim **25**, wherein the compound of Formula II is



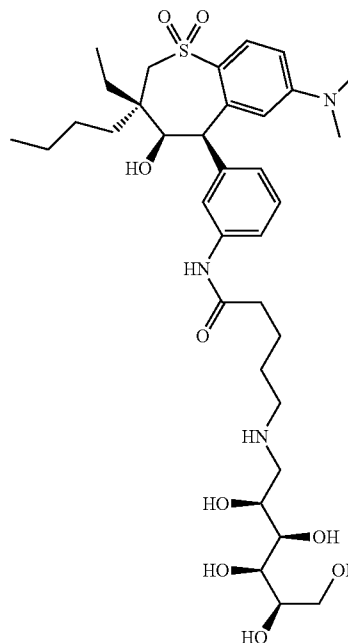
29. The composition for use in claim **25**, wherein the compound of Formula II is



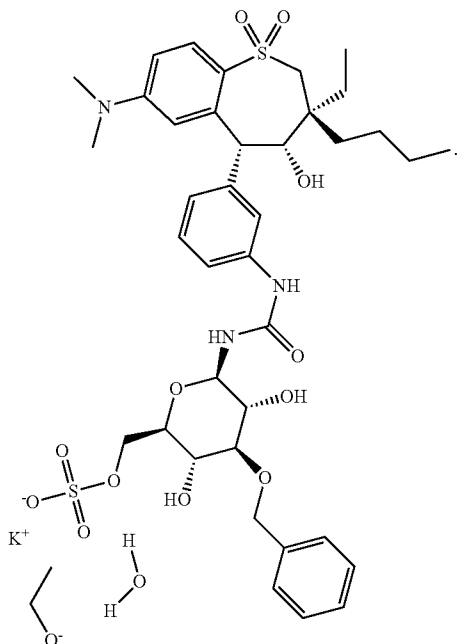
30. The composition for use in claim **25**, wherein the compound of Formula II is



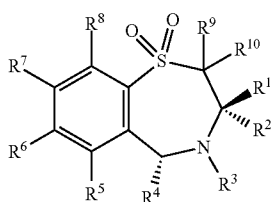
31. The composition for use in claim **25**, wherein the compound of Formula II is



32. The composition for use in claim 25, wherein the compound of Formula II is



33. A composition for use in the treatment of a cholestatic liver disease or pruritis comprising non-systemically administering to an individual in need thereof a therapeutically effective amount of the composition comprising an Apical Sodium-dependent Bile Acid Transporter Inhibitor (ASBTI) or a pharmaceutically acceptable salt thereof, wherein the ASBTI is a compound of Formula I:



Formula I

wherein:

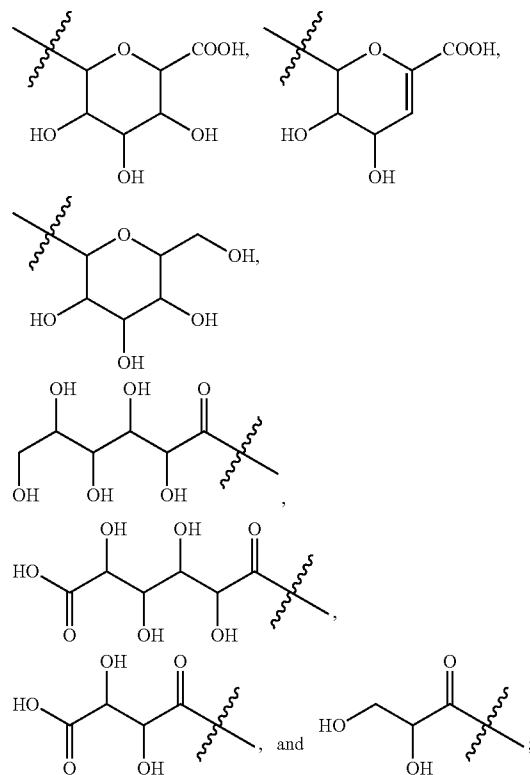
R¹ is a straight chained C₁₋₆ alkyl group;

R² is a straight chained C₁₋₆ alkyl group;

R³ is hydrogen or a group OR¹¹ in which R¹¹ is hydrogen, optionally substituted C₁₋₆ alkyl or a C₁₋₆ alkylcarbonyl group;

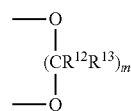
R⁴ is pyridyl or optionally substituted phenyl or -L_z-K_z; wherein z is 1, 2 or 3; each L is independently a substituted or unsubstituted alkyl, a substituted or unsubstituted heteroalkyl, a substituted or unsubstituted alkoxy, a substituted or unsubstituted aminoalkyl group, a substituted or unsubstituted aryl, a substituted or unsubstituted heteroaryl, a substituted or unsubstituted cycloalkyl, or a substituted or unsubstituted heterocycloalkyl; each K is a moiety that prevents systemic absorption;

R⁵, R⁶, R⁷ and R⁸ are the same or different and each is selected from hydrogen, halogen, cyano, R⁵-acetylide, OR¹⁵, optionally substituted C₁₋₆ alkyl, COR¹⁵, CH(OH)R¹⁵, S(O)_nR¹⁵, P(O)(OR¹⁵)₂, OCOR¹⁵, OCF₃, OCN, SCN, NHCN, CH₂OR¹⁵, CHO, (CH₂)_pCN, CONR¹²R¹³, (CH₂)_pCO₂R¹⁵, (CH₂)_pNR¹²R¹³, CO₂R¹⁵, NHCOCF₃, NHSO₂R¹⁵, OCH₂OR¹⁵, OCH=CHR¹⁵, O(CH₂CH₂O)_nR¹⁵, O(CH₂)_pSO₃R¹⁵, O(CH₂)_pNR¹²R¹³, O(CH₂)_pN⁺R¹²R¹³R¹⁴ and —W—R³¹, wherein W is O or NH, and R³¹ is selected from



wherein p is an integer from 1-4, n is an integer from 0-3 and, R¹², R¹³, R¹⁴ and R¹⁵ are independently selected from hydrogen and optionally substituted C₁₋₆ alkyl; or

R⁶ and R⁷ are linked to form a group

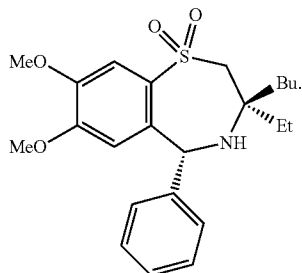


wherein R¹² and R¹³ are as hereinbefore defined and m is 1 or 2; and

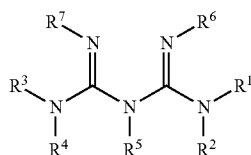
R⁹ and R¹⁰ are the same or different and each is selected from hydrogen or C₁₋₆ alkyl; and

salts, solvates and physiologically functional derivatives thereof.

34. The composition for use in claim 33, wherein the compound of Formula I is



35. A composition for use in the treatment of a cholestatic liver disease or pruritis comprising non-systemically administering to an individual in need thereof a therapeutically effective amount of the composition comprising an Apical Sodium-dependent Bile Acid Transporter Inhibitor (ASBTI) or a pharmaceutically acceptable salt thereof, wherein the ASBTI is a compound of Formula III:



Formula III

wherein:

each R^1 , R^2 is independently H, hydroxy, alkyl, alkoxy, $-C(=X)YR^8$, $-YC(=X)R^8$, substituted or unsubstituted alkyl, substituted or unsubstituted heteroalkyl, substituted or unsubstituted aryl, substituted or unsubstituted alkyl-aryl, substituted or unsubstituted cycloalkyl, substituted or unsubstituted alkyl-cycloalkyl, substituted or unsubstituted heteroaryl, substituted or unsubstituted alkyl-heteroaryl, substituted or unsubstituted heterocycloalkyl, substituted or unsubstituted alkyl-heterocycloalkyl, or -L-K; or R^1 and R^2 together with the nitrogen to which they are attached form a 3-8-membered ring that is optionally substituted with R^8 ;

each R^3 , R^4 is independently H, hydroxy, alkyl, alkoxy, $-C(=X)YR^8$, $-YC(=X)R^8$, substituted or unsubstituted alkyl, substituted or unsubstituted heteroalkyl, substituted or unsubstituted aryl, substituted or unsubstituted alkyl-aryl, substituted or unsubstituted cycloalkyl, substituted or unsubstituted alkyl-cycloalkyl, substituted or unsubstituted heteroaryl, substituted or unsubstituted alkyl-heteroaryl, substituted or unsubstituted heterocycloalkyl, substituted or unsubstituted alkyl-heterocycloalkyl, or -L-K;

R^5 is H, hydroxy, alkyl, alkoxy, $-C(=X)YR^8$, $-YC(=X)R^8$, substituted or unsubstituted alkyl, substituted or unsubstituted heteroalkyl, substituted or unsubstituted aryl, substituted or unsubstituted alkyl-aryl, substituted or unsubstituted cycloalkyl, substituted or unsubstituted alkyl-cycloalkyl, substituted or unsubstituted heteroaryl, substituted or unsubstituted

alkyl-heteroaryl, substituted or unsubstituted heterocycloalkyl, substituted or unsubstituted alkyl-heterocycloalkyl,

each R^6 , R^7 is independently H, hydroxy, alkyl, alkoxy, $-C(=X)YR^8$, $-YC(=X)R^8$, substituted or unsubstituted alkyl, substituted or unsubstituted heteroalkyl, substituted or unsubstituted aryl, substituted or unsubstituted alkyl-aryl, substituted or unsubstituted cycloalkyl, substituted or unsubstituted alkyl-cycloalkyl, substituted or unsubstituted heteroaryl, substituted or unsubstituted alkyl-heteroaryl, substituted or unsubstituted heterocycloalkyl, substituted or unsubstituted alkyl-heterocycloalkyl, or -L-K; or R^6 and R^7 taken together form a bond;

each X is independently NH, S, or O;

each Y is independently NH, S, or O;

R^8 is substituted or unsubstituted alkyl, substituted or unsubstituted heteroalkyl, substituted or unsubstituted aryl, substituted or unsubstituted alkyl-aryl, substituted or unsubstituted cycloalkyl, substituted or unsubstituted alkyl-cycloalkyl, substituted or unsubstituted heteroaryl, substituted or unsubstituted alkyl-heteroaryl, substituted or unsubstituted heterocycloalkyl, substituted or unsubstituted alkyl-heterocycloalkyl, or -L-K;

L is A_m , wherein

each A is independently NR^1 , $S(O)_m$, O, $C(=X)Y$, $Y(C=X)$, substituted or unsubstituted alkyl, substituted or unsubstituted heteroalkyl, substituted or unsubstituted aryl, substituted or unsubstituted heteroaryl, substituted or unsubstituted cycloalkyl, or substituted or unsubstituted heterocycloalkyl; wherein each m is independently 0-2;

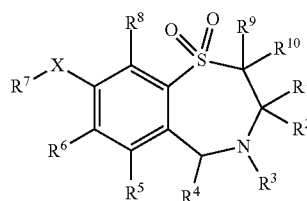
n is 0-7;

K is a moiety that prevents systemic absorption;

provided that at least one of R^1 , R^2 , R^3 or R^4 is -L-K;

or a pharmaceutically acceptable prodrug thereof.

36. A composition for use in the treatment of a cholestatic liver disease or pruritis comprising non-systemically administering to an individual in need thereof a therapeutically effective amount of the composition comprising an Apical Sodium-dependent Bile Acid Transporter Inhibitor (ASBTI) or a pharmaceutically acceptable salt thereof, wherein the ASBTI is a compound of Formula IV:



IV

wherein

R^1 is a straight chain C_{1-6} alkyl group;

R^2 is a straight chain C_{1-6} alkyl group;

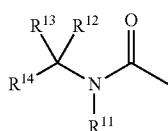
R^3 is hydrogen or a group OR^{11} in which R^{11} is hydrogen, optionally substituted C_{1-6} alkyl or a C_{1-6} alkylcarbonyl group;

said heterocyclyl contains an —NH— group, that nitrogen may be optionally substituted by a group selected from R²⁰;

R⁸ is hydrogen or C₁₋₆-alkyl;

R⁹ is hydrogen or C₁₋₆-alkyl;

R¹⁰ is hydrogen, halo, nitro, cyano, hydroxy, amino, carbamoyl, mercapto, sulphonamoyl, hydroxyaminocarbonyl, C₁₋₁₀alkyl, C₂₋₁₀alkynyl, C₂₋₁₀alkynyl, C₁₋₁₀alkoxy, C₁₋₁₀alkanoyl, C₁₋₁₀alkanoyloxy, N—(C₁₋₁₀alkyl)amino, N,N—(C₁₋₁₀alkyl)₂amino, N,N,N—(C₁₋₁₀alkyl)₃ ammonio, C₁₋₁₀alkanoylamino, N—(C₁₋₁₀alkyl)carbamoyl, N,N—(C₁₋₁₀alkyl)₂carbamoyl, C₁₋₁₀alkylS(O)_a wherein a is 0 to 2, N—(C₁₋₁₀alkyl)sulphonamoyl, N,N—(C₁₋₁₀alkyl)₂sulphonamoyl, N—(C₁₋₁₀alkyl)sulphonamoylamino, N,N—(C₁₋₁₀alkyl)₂sulphonamoylamino, C₁₋₁₀alkoxycarbonylamino, carbocyclyl, carbocyclylC₁₋₁₀alkyl, heterocyclyl, heterocyclylC₁₋₁₀alkyl, carbocyclyl-(C₁₋₁₀alkylene)_p, R²¹—(C₁₋₁₀alkylene)_q, or heterocyclyl-(C₁₋₁₀alkylene)_r, R²²—(C₁₋₁₀alkylene)_s; wherein R¹⁰ is optionally substituted on carbon by one or more substituents selected from R²³; and wherein if said heterocyclyl contains an —NH— group, that nitrogen may be optionally substituted by a group selected from R²⁴; or R¹⁰ is a group of formula (VB):



VB

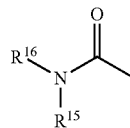
wherein:

R¹¹ is hydrogen or C₁₋₆-alkyl;

R¹² and R¹³ are independently selected from hydrogen, halo, carbamoyl, sulphonamoyl, C₁₋₁₀alkyl, C₂₋₁₀alkynyl, C₂₋₁₀alkynyl, C₁₋₁₀alkanoyl, N—(C₁₋₁₀alkyl)carbamoyl, N,N—(C₁₋₁₀alkyl)₂carbamoyl, C₁₋₁₀alkylS(O)_a wherein a is 0 to 2, N—(C₁₋₁₀alkyl)sulphonamoyl, N,N—(C₁₋₁₀alkyl)₂sulphonamoyl, N—(C₁₋₁₀alkyl)sulphonamoylamino, N,N—(C₁₋₁₀alkyl)₂sulphonamoylamino, carbocyclyl or heterocyclyl; wherein R¹² and R¹³ may be independently optionally substituted on carbon by one or more substituents selected from R²⁵; and wherein if said heterocyclyl contains an —NH— group, that nitrogen may be optionally substituted by a group selected from R²⁶;

R¹⁴ is selected from hydrogen, halo, carbamoyl, sulphonamoyl, hydroxyaminocarbonyl, C₁₋₁₀alkyl, C₂₋₁₀alkenyl, C₂₋₁₀alkynyl, C₁₋₁₀alkanoyl, N—(C₁₋₁₀alkyl)carbamoyl, N,N—(C₁₋₁₀alkyl)₂carbamoyl, C₁₋₁₀alkylS(O)_a wherein a is 0 to 2, N—(C₁₋₁₀alkyl)sulphonamoyl, N,N—(C₁₋₁₀alkyl)₂sulphonamoyl, N—(C₁₋₁₀alkyl)sulphonamoylamino, N,N—(C₁₋₁₀alkyl)₂sulphonamoylamino, carbocyclyl, carbocyclylC₁₋₁₀alkyl, heterocyclyl, heterocyclylC₁₋₁₀alkyl, carbocyclyl-(C₁₋₁₀alkylene)_p, R²⁷—(C₁₋₁₀alkylene)_q, or heterocyclyl-(C₁₋₁₀alkylene)_r, R²⁸—(C₁₋₁₀alkylene)_s; wherein R¹⁴ may be optionally substituted on carbon by one or more substituents selected from R²⁹; and wherein if said heterocyclyl contains an —NH— group, that nitrogen may

be optionally substituted by a group selected from R³⁰; or R¹⁴ is a group of formula (VC):



VC

R¹⁵ is hydrogen or C₁₋₆-alkyl; and R¹⁶ is hydrogen or C₁₋₆-alkyl; wherein R¹⁶ may be optionally substituted on carbon by one or more groups selected from R³¹;

or R¹⁵ and R¹⁶ together with the nitrogen to which they are attached form a heterocyclyl; wherein said heterocyclyl may be optionally substituted on carbon by one or more R³⁷; and wherein if said heterocyclyl contains an —NH— group, that nitrogen may be optionally substituted by a group selected from R³⁸;

m is 1-3; wherein the values of R⁷ may be the same or different;

R¹⁷, R¹⁸, R¹⁹, R²³, R²⁵, R²⁹, R³¹ and R³⁷ are independently selected from halo, nitro, cyano, hydroxy, amino, carbamoyl, mercapto, sulphonamoyl, hydroxyaminocarbonyl, C₁₋₁₀alkyl, C₂₋₁₀alkenyl, C₂₋₁₀alkynyl, C₁₋₁₀alkoxy, C₁₋₁₀alkanoyl, C₁₋₁₀alkanoyloxy, N—(C₁₋₁₀alkyl)amino, N,N—(C₁₋₁₀alkyl)₂amino, N,N,N—(C₁₋₁₀alkyl)₃ ammonio, C₁₋₁₀alkanoylamino, N—(C₁₋₁₀alkyl)carbamoyl, N,N—(C₁₋₁₀alkyl)₂carbamoyl, C₁₋₁₀alkylS(O)_a wherein a is 0 to 2, N—(C₁₋₁₀alkyl)sulphonamoyl, N,N—(C₁₋₁₀alkyl)₂sulphonamoyl, N—(C₁₋₁₀alkyl)sulphonamoylamino, N,N—(C₁₋₁₀alkyl)₂sulphonamoylamino, C₁₋₁₀alkoxycarbonylamino, carbocyclyl, carbocyclylC₁₋₁₀alkyl, heterocyclyl, heterocyclylC₁₋₁₀alkyl, carbocyclyl-(C₁₋₁₀alkylene)_p, R³²—(C₁₋₁₀alkylene)_q, or heterocyclyl-(C₁₋₁₀alkylene)_r, R³³—(C₁₋₁₀alkylene)_s; wherein R¹⁷, R¹⁸, R¹⁹, R²³, R²⁵, R²⁹, R³¹ and R³⁷ may be independently optionally substituted on carbon by one or more R³⁴; and wherein if said heterocyclyl contains an —NH— group, that nitrogen may be optionally substituted by a group selected from R³⁵;

R²¹, R²², R²⁷, R²⁸, R³² or R³³ are independently selected from —O—, —NR³⁶—, —S(O)_x—, —NR³⁶C(O)NR³⁶—, —NR³⁶C(S)NR³⁶—, —OC(O)N=C—, —NR³⁶C(O)— or —C(O)NR³⁶—; wherein R³⁶ is selected from hydrogen or C₁₋₆-alkyl, and x is 0-2;

p, q, r and s are independently selected from 0-2;

R³⁴ is selected from halo, hydroxy, cyano, carbamoyl, ureido, amino, nitro, carbamoyl, mercapto, sulphonamoyl, trifluoromethyl, trifluoromethoxy, methyl, ethyl, methoxy, ethoxy, vinyl, allyl, ethynyl, formyl, acetyl, formamido, acetylamino, acetoxy, methylamino, dimethylamino, N-methylcarbamoyl, N,N-dimethylcarbamoyl, methylthio, methylsulphinyl, mesyl, N-methylsulphonamoyl, N,N-dimethylsulphonamoyl, N-methylsulphonamoylamino and N,N-dimethylsulphonamoylamino;

R²⁰, R²⁴, R²⁶, R³⁰, R³⁵ and R³⁸ are independently selected from C₁₋₆-alkyl, C₁₋₆alkanoyl, C₁₋₆alkylsulphonyl, C₁₋₆alkoxycarbonyl, carbamoyl, N—(C₁₋₆alkyl)carbamoyl, N,N—(C₁₋₆alkyl)carbamoyl, benzyl, benzyloxycarbonyl, benzoyl and phenylsulphonyl; and

wherein a "heteroaryl" is a totally unsaturated, mono or bicyclic ring containing 3-12 atoms of which at least one

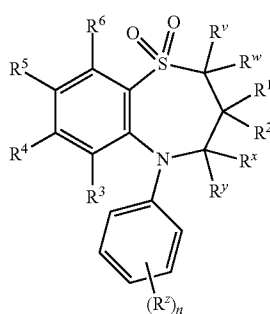
atom is chosen from nitrogen, sulphur and oxygen, which heteroaryl may, unless otherwise specified, be carbon or nitrogen linked;

wherein a “heterocyclyl” is a saturated, partially saturated or unsaturated, mono or bicyclic ring containing 3-12 atoms of which at least one atom is chosen from nitrogen, sulphur and oxygen, which heterocyclyl may, unless otherwise specified, be carbon or nitrogen linked, wherein a $-\text{CH}_2-$ group can optionally be replaced by a $-\text{C}(\text{O})-$ group, and a ring sulphur atom may be optionally oxidised to form an S-oxide; and

wherein a “carbocyclyl” is a saturated, partially saturated or unsaturated, mono or bicyclic carbon ring that contains 3-12 atoms; wherein a $-\text{CH}_2-$ group can optionally be replaced by a $-\text{C}(\text{O})$ group;

or a pharmaceutically acceptable salt or in vivo hydrolysable ester or amide formed on an available carboxy or hydroxy group thereof.

38. A composition for use in the treatment of a cholestatic liver disease or pruritis comprising non-systemically administering to an individual in need thereof a therapeutically effective amount of the composition comprising an Apical Sodium-dependent Bile Acid Transporter Inhibitor (ASBTI) or a pharmaceutically acceptable salt thereof, wherein the ASBTI is a compound of Formula VI:



VI

wherein:

R^v and R^w are independently selected from hydrogen or C_{1-6} alkyl;

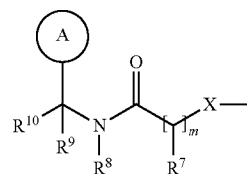
one of R^1 and R^2 is selected from hydrogen or C_{1-6} alkyl and the other is selected from C_{1-6} alkyl;

R^x and R^y are independently selected from hydrogen or C_{1-6} alkyl, or one of R^x and R^y is hydrogen or C_{1-6} alkyl and the other is hydroxy or C_{1-6} alkoxy;

R^z is selected from halo, nitro, cyano, hydroxy, amino, carboxy, carbamoyl, mercapto, sulphamoyl, C_{1-6} alkyl, C_{2-6} alkenyl, C_{2-6} alkynyl, C_{1-6} alkoxy, C_{1-6} alkanoyl, C_{1-6} alkanoyloxy, $\text{N}-(\text{C}_{1-6}\text{alkyl})\text{amino}$, $\text{N,N}-(\text{C}_{1-6}\text{alkyl})_2\text{amino}$, $\text{C}_{1-6}\text{alkanoylamino}$, $\text{N}-(\text{C}_{1-6}\text{alkyl})\text{carbamoyl}$, $\text{N,N}-(\text{C}_{1-6}\text{alkyl})_2\text{carbamoyl}$, $\text{C}_{1-6}\text{alkylS}(\text{O})_a$ wherein a is 0 to 2, $\text{C}_{1-6}\text{alkoxycarbonyl}$, $\text{N}-(\text{C}_{1-6}\text{alkyl})\text{sulphamoyl}$ and $\text{N,N}-(\text{C}_{1-6}\text{alkyl})_2\text{sulphamoyl}$;

n is 0-5;

one of R^4 and R^5 is a group of formula (VIA):



VIA

R^3 and R^6 and the other of R^4 and R^5 are independently selected from hydrogen, halo, nitro, cyano, hydroxy, amino, carboxy, carbamoyl, mercapto, sulphamoyl, C_{1-6} alkyl, C_{2-6} alkenyl, C_{2-6} alkynyl, C_{1-6} alkoxy, C_{1-6} alkanoyl, C_{1-6} alkanoyloxy, $\text{N}-(\text{C}_{1-6}\text{alkyl})\text{amino}$, $\text{N,N}-(\text{C}_{1-6}\text{alkyl})_2\text{amino}$, $\text{C}_{1-6}\text{alkanoylamino}$, $\text{N}-(\text{C}_{1-6}\text{alkyl})\text{carbamoyl}$, $\text{N,N}-(\text{C}_{1-6}\text{alkyl})_2\text{carbamoyl}$, $\text{C}_{1-6}\text{alkylS}(\text{O})_a$ wherein a is 0 to 2, $\text{C}_{1-6}\text{alkoxycarbonyl}$, $\text{N}-(\text{C}_{1-6}\text{alkyl})\text{sulphamoyl}$ and $\text{N,N}-(\text{C}_{1-6}\text{alkyl})_2\text{sulphamoyl}$; wherein R^3 and R^6 and the other of R^4 and R^5 may be optionally substituted on carbon by one or more R^{17} ;

X is $-\text{O}-$, $-\text{N}(\text{R}^a)-$, $-\text{S}(\text{O})_b-$ or $-\text{CH}(\text{R}^a)-$; wherein R^a is hydrogen or C_{1-6} alkyl and b is 0-2;

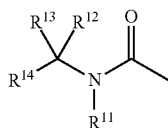
Ring A is aryl or heteroaryl; wherein Ring A is optionally substituted on carbon by one or more substituents selected from R^{18} ;

R^7 is hydrogen, C_{1-6} alkyl, carbocyclyl or heterocyclyl; wherein R^7 is optionally substituted on carbon by one or more substituents selected from R^{19} ; and wherein if said heterocyclyl contains an $-\text{NH}-$ group, that nitrogen may be optionally substituted by a group selected from R^{20} ;

R^8 is hydrogen or C_{1-6} alkyl;

R^9 is hydrogen or C_{1-6} alkyl;

R^{10} is hydrogen, halo, nitro, cyano, hydroxy, amino, carbamoyl, mercapto, sulphamoyl, hydroxyaminocarbonyl, C_{1-10} alkyl, C_{2-10} alkenyl, C_{2-10} alkynyl, C_{1-10} alkoxy, C_{1-10} alkanoyl, C_{1-10} alkanoyloxy, $\text{N}-(\text{C}_{1-10}\text{alkyl})\text{amino}$, $\text{N,N}-(\text{C}_{1-10}\text{alkyl})_2\text{amino}$, $\text{N,N,N}-(\text{C}_{1-10}\text{alkyl})_3\text{ammonio}$, $\text{C}_{1-10}\text{alkanoylamino}$, $\text{N}-(\text{C}_{1-10}\text{alkyl})\text{carbamoyl}$, $\text{N,N}-(\text{C}_{1-10}\text{alkyl})_2\text{carbamoyl}$, $\text{C}_{1-10}\text{alkylS}(\text{O})_a$ wherein a is 0 to 2, $\text{N}-(\text{C}_{1-10}\text{alkyl})\text{sulphamoyl}$, $\text{N,N}-(\text{C}_{1-10}\text{alkyl})_2\text{sulphamoyl}$, $\text{N}-(\text{C}_{1-10}\text{alkyl})\text{sulphamoylamino}$, $\text{N,N}-(\text{C}_{1-10}\text{alkyl})_2\text{sulphamoylamino}$, $\text{C}_{1-10}\text{alkoxycarbonylamino}$, carbocyclyl, carbocyclyl $\text{C}_{1-10}\text{alkyl}$, heterocyclyl, heterocyclyl $\text{C}_{1-10}\text{alkyl}$, carbocyclyl $-(\text{C}_{1-10}\text{alkylene})_p$ - R^{21} $-(\text{C}_{1-10}\text{alkylene})_q$ - or heterocyclyl $-(\text{C}_{1-10}\text{alkylene})_p$ - R^{22} $-(\text{C}_{1-10}\text{alkylene})_q$ -; wherein R^{10} is optionally substituted on carbon by one or more substituents selected from R^{23} ; and wherein if said heterocyclyl contains an $-\text{NH}-$ group, that nitrogen may be optionally substituted by a group selected from R^{24} ; or R^{10} is a group of formula (VIB):



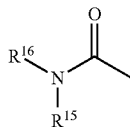
VIB

wherein:

R¹¹ is hydrogen or C₁₋₆alkyl;

R¹² and R¹³ are independently selected from hydrogen, halo, nitro, cyano, hydroxy, amino, carbamoyl, mercapto, sulphamoyl, C₁₋₁₀alkyl, C₂₋₁₀alkenyl, C₂₋₁₀alkynyl, C₁₋₁₀alkoxy, C₁₋₁₀alkanoyl, C₁₋₁₀alkanoyloxy, N—(C₁₋₁₀alkyl)amino, N,N—(C₁₋₁₀alkyl)₂amino, C₁₋₁₀alkanoylamino, N—(C₁₋₁₀alkyl)carbamoyl, N,N—(C₁₋₁₀alkyl)₂carbamoyl, C₁₋₁₀alkylS(O)_a wherein a is 0 to 2, N—(C₁₋₁₀alkyl)sulphamoyl, N,N—(C₁₋₁₀alkyl)₂sulphamoyl, N—(C₁₋₁₀alkyl)sulphamoylamino, N,N—(C₁₋₁₀alkyl)₂sulphamoylamino, carbocyclyl or heterocyclyl; wherein R¹² and R¹³ may be independently optionally substituted on carbon by one or more substituents selected from R²⁵; and wherein if said heterocyclyl contains an —NH— group, that nitrogen may be optionally substituted by a group selected from R²⁶;

R¹⁴ is selected from hydrogen, halo, nitro, cyano, hydroxy, amino, carbamoyl, mercapto, sulphamoyl, hydroxyaminocarbonyl, C₁₋₁₀alkyl, C₂₋₁₀alkenyl, C₂₋₁₀alkynyl, C₁₋₁₀alkoxy, C₁₋₁₀alkanoyl, C₁₋₁₀alkanoyloxy, N—(C₁₋₁₀alkyl)amino, N,N—(C₁₋₁₀alkyl)₂amino, N,N,N—(C₁₋₁₀alkyl)₃ammonio, C₁₋₁₀alkanoylamino, N—(C₁₋₁₀alkyl)carbamoyl, N,N—(C₁₋₁₀alkyl)₂carbamoyl, C₁₋₁₀alkylS(O)_a wherein a is 0 to 2, N—(C₁₋₁₀alkyl)sulphamoyl, N,N—(C₁₋₁₀alkyl)₂sulphamoyl, N—(C₁₋₁₀alkyl)sulphamoylamino, N,N—(C₁₋₁₀alkyl)₂sulphamoylamino, C₁₋₁₀alkoxycarbonylamino, carbocyclyl, carbocyclylC₁₋₁₀alkyl, heterocyclyl, heterocyclylC₁₋₁₀alkyl, carbocyclyl-(C₁₋₁₀alkylene)_p-R²⁷-(C₁₋₁₀alkylene)_q- or heterocyclyl-(C₁₋₁₀alkylene)_r-R²⁸-(C₁₋₁₀alkylene)_s; wherein R¹⁴ may be optionally substituted on carbon by one or more substituents selected from R²⁹; and wherein if said heterocyclyl contains an —NH— group, that nitrogen may be optionally substituted by a group selected from R³⁰; or R¹⁴ is a group of formula (VIC):



VIC

R¹⁵ is hydrogen or C₁₋₆alkyl;

R¹⁶ is hydrogen or C₁₋₆alkyl; wherein R¹⁶ may be optionally substituted on carbon by one or more groups selected from R³¹;

n is 1-3; wherein the values of R⁷ may be the same or different;

R¹⁷, R¹⁸, R¹⁹, R²³, R²⁵, R²⁹ or R³¹ are independently selected from halo, nitro, cyano, hydroxy, amino, carbamoyl, mercapto, sulphamoyl, hydroxyaminocarbo-

nyl, amidino, C₁₋₁₀alkyl, C₂₋₁₀alkenyl, C₂₋₁₀alkynyl, C₁₋₁₀alkoxy, C₁₋₁₀alkanoyl, C₁₋₁₀alkanoyloxy, (C₁₋₁₀alkyl)₃silyl, N—(C₁₋₁₀alkyl)amino, N,N—(C₁₋₁₀alkyl)₂amino, N,N,N—(C₁₋₁₀alkyl)₃ammonio, C₁₋₁₀alkanoylamino, N—(C₁₋₁₀alkyl)carbamoyl, N,N—(C₁₋₁₀alkyl)₂carbamoyl, C₁₋₁₀alkylS(O)_a wherein a is 0 to 2, N—(C₁₋₁₀alkyl)sulphamoyl, N,N—(C₁₋₁₀alkyl)₂sulphamoyl, N—(C₁₋₁₀alkyl)sulphamoylamino, N,N—(C₁₋₁₀alkyl)₂sulphamoylamino, C₁₋₁₀alkoxycarbonylamino, carbocyclyl, carbocyclylC₁₋₁₀alkyl, heterocyclyl, heterocyclylC₁₋₁₀alkyl, carbocyclyl-(C₁₋₁₀alkylene)_p-R³²-(C₁₋₁₀alkylene)_q- or heterocyclyl-(C₁₋₁₀alkylene)_r-R³³-(C₁₋₁₀alkylene)_s; wherein R¹⁷, R¹⁸, R¹⁹, R²³, R²⁵, R²⁹ or R³¹ may be independently optionally substituted on carbon by one or more R³⁴; and wherein if said heterocyclyl contains an —NH— group, that nitrogen may be optionally substituted by a group selected from R³⁵;

R²¹, R²², R²⁷, R²⁸, R³² or R³³ are independently selected from —O—, —NR³⁶—, —S(O)_x—, —NR³⁶C(O)NR³⁶—, —NR³⁶C(S)NR³⁶—, —OC(O)N=C—, —NR³⁶C(O)— or —C(O)NR³⁶—; wherein R³⁶ is selected from hydrogen or C₁₋₆alkyl, and x is 0-2;

p, q, r and s are independently selected from 0-2;

R³⁴ is selected from halo, hydroxy, cyano, carbamoyl, ureido, amino, nitro, carbamoyl, mercapto, sulphamoyl, trifluoromethyl, trifluoromethoxy, methyl, ethyl, methoxy, ethoxy, vinyl, allyl, ethynyl, formyl, acetyl, formamido, acetylamino, acetoxy, methylamino, dimethylamino, N-methylcarbamoyl, N,N-dimethylcarbamoyl, methylthio, methylsulphinyl, mesyl, N-methylsulphamoyl, N,N-dimethylsulphamoyl, N-methylsulphamoylamino and N,N-dimethylsulphamoylamino;

R²⁰, R²⁴, R²⁶, R³⁰ or R³⁵ are independently selected from C₁₋₆alkyl, C₁₋₆alkanoyl, C₁₋₆alkylsulphonyl, C₁₋₆alkoxycarbonyl, carbamoyl, N—(C₁₋₆alkyl)carbamoyl, N,N—(C₁₋₆alkyl)carbamoyl, benzyl, benzyloxycarbonyl, benzoyl and phenylsulphonyl;

or a pharmaceutically acceptable salt, solvate or solvate of such a salt, or an in vivo hydrolysable ester formed on an available carboxy or hydroxy thereof, or an in vivo hydrolysable amide formed on an available carboxy thereof.

39. The composition for use in any one of claims **24-38**, wherein the ASBTI decreases the levels of serum bile acids or hepatic bile acids, reduces bilirubin, reduces liver enzymes, lowers intraenterocyte bile acids/salts, or reduces necrosis and/or damage to hepatocellular architecture.

40. The composition for use in any one of claims **24-39**, wherein the ASBTI decreases elevated levels of lipoprotein X; elevated levels of AP (alkaline phosphatase); elevated levels of LAP (leukocyte alkaline phosphatase); elevated levels of gamma GT (gamma-glutamyl transpeptidase); elevated levels of 5'-nucleotidase; pruritus; elevated serum concentration of conjugated bilirubin; elevated serum concentrations of nonconjugated bilirubin or delta bilirubin; and presence of xanthomas.

41. The composition for use in any one of claims **24-40**, wherein the cholestatic liver disease is an obstructive cholestasis, non-obstructive cholestasis, extrahepatic cholestasis, intrahepatic cholestasis, primary intrahepatic cholestasis, secondary intrahepatic cholestasis, progressive familial intrahepatic cholestasis (PFIC), PFIC type 1, PFIC type 2, PFIC type 3, benign recurrent intrahepatic cholestasis (BRIC), BRIC type 1, BRIC type 2, BRIC type 3, total

parenteral nutrition associated cholestasis, paraneoplastic cholestasis, Stauffer syndrome, intrahepatic cholestasis of pregnancy, contraceptive-associated cholestasis, drug-associated cholestasis, infection-associated cholestasis, Dubin-Johnson Syndrome, primary biliary cirrhosis (PBC), primary sclerosing cholangitis (PSC), gallstone disease, Alagille syndrome, Dubin-Johnson Syndrome, biliary atresia, post-Kasai biliary atresia, post-liver transplantation biliary atresia, post-liver transplantation cholestasis, post-liver transplantation associated liver disease, intestinal failure associated liver disease, bile acid mediated liver injury, MRP2 deficiency syndrome, or neonatal sclerosing cholangitis.

42. The composition for use in any one of claims **24-41**, wherein the cholestatic liver disease is characterized by one or more symptoms selected from jaundice, pruritis, cirrhosis, hypercholelismia, neonatal respiratory distress syndrome, lung pneumonia, increased serum concentration of bile acids, increased serum concentration of bilirubin, hepatocellular injury, liver scarring, liver failure, hepatomegaly, xanthomas, malabsorption, splenomegaly, diarrhea, pancreatitis, hepatocellular necrosis, giant cell formation, hepatocellular carcinoma, gastrointestinal bleeding, portal hypertension, hearing loss, fatigue, loss of appetite, anorexia, peculiar smell, dark urine, light stools, steatorrhea, failure to thrive, and renal failure.

43. The composition for use in any one of claims **24-42**, wherein less than 10% of the ASBTI is systemically absorbed.

44. The composition for use in any one of claims **24-43**, further comprises a second agent selected from ursodeoxycholic acid, chenodeoxycholic acid, cholic acid, taurocholic acid, ursocholic acid, glycocholic acid, glycodeoxycholic acid, taurodeoxycholic acid, taurocholate, glycochenodeoxycholic acid, and tauroursodeoxycholic acid.

45. The composition for use in any one of claims **24-44**, wherein the ASBTI is administered before ingestion of food, optionally wherein the ASBTI is administered less than about 60 minutes or less than about 30 minutes before ingestion of food.

46. The composition for use in any one of claims **24-45**, wherein the ASBTI is administered orally.

47. The composition for use in any one of claims **24-46**, wherein the ASBTI is administered as an ileal-pH sensitive release or an enterically coated formulation.

48. The composition for use in any one of claims **24-47**, further comprising a vitamin supplement.

49. The composition for use in claim **48**, wherein the vitamin supplement comprises a fat-soluble vitamin.

50. The composition for use in claim **49**, wherein the fat-soluble vitamin is vitamin A, D, E, or K.

51. The composition for use in any one of claims **24-50**, further comprising an agent selected from the group consisting of cholestyramine, antihistamine, rifampin, nalaxone, Phenobarbital, dronabinol, methotrexate, corticosteroid, cyclosporine, and colchicines.

52. The composition for use in any one of claims **24-51**, further comprising the use of partial external biliary diversion (PEBD).

53. The composition for use in any one of claims **24-52**, wherein the individual in need thereof is nonresponsive to ursodiol.

54. The composition for use in any one of claims **24-53**, further comprising a compound selected from

1,1-dioxo-3,3-dibutyl-5-phenyl-7-methylthio-8-(N—{(R)-α-[N—((R)-1-carboxy-2-methylthio-ethyl)carbamoyl]-4-hydroxybenzyl}carbamoylmethoxy)-2,3,4,5-tetrahydro-1,2,5-benzothiadiazepine;

1,1-dioxo-3,3-dibutyl-5-phenyl-7-methylthio-8-(N—{(R)-α-[N—((S)-1-carboxy-2-(R)-hydroxypropyl)carbamoyl]-4-hydroxybenzyl}carbamoylmethoxy)-2,3,4,5-tetrahydro-1,2,5-benzothiadiazepine;

1,1-dioxo-3,3-dibutyl-5-phenyl-7-methylthio-8-(N—{(R)-α-[N—((S)-1-carboxy-2-methylpropyl)carbamoyl]-4-hydroxybenzyl}carbamoylmethoxy)-2,3,4,5-tetrahydro-1,2,5-benzothiadiazepine;

1,1-dioxo-3,3-dibutyl-5-phenyl-7-methylthio-8-(N—{(R)-α-[N—((S)-1-carboxybutyl)carbamoyl]-4-hydroxybenzyl}carbamoylmethoxy)-2,3,4,5-tetrahydro-1,2,5-benzothiadiazepine;

1,1-dioxo-3,3-dibutyl-5-phenyl-7-methylthio-8-(N—{(R)-α-[N—((S)-1-carboxypropyl)carbamoyl]benzyl}carbamoylmethoxy)-2,3,4,5-tetrahydro-1,2,5-benzothiadiazepine;

1,1-dioxo-3,3-dibutyl-5-phenyl-7-methylthio-8-(N—{(R)-α-[N—((S)-1-carboxyethyl)carbamoyl]benzyl}carbamoylmethoxy)-2,3,4,5-tetrahydro-1,2,5-benzothiadiazepine;

1,1-dioxo-3,3-dibutyl-5-phenyl-7-methylthio-8-(N—{(R)-α-[N—((S)-1-carboxy-2-(R)-hydroxypropyl)carbamoyl]benzyl}carbamoylmethoxy)-2,3,4,5-tetrahydro-1,2,5-benzothiadiazepine;

1,1-dioxo-3,3-dibutyl-5-phenyl-7-methylthio-8-(N—{(R)-α-[N-(2-sulphoethyl)carbamoyl]-4-hydroxybenzyl}carbamoylmethoxy)-2,3,4,5-tetrahydro-1,2,5-benzothiadiazepine;

1,1-dioxo-2,3-dibutyl-5-phenyl-7-methylthio-8-(N—{(R)-α-[N—((S)-1-carboxyethyl)carbamoyl]-4-hydroxybenzyl}carbamoylmethoxy)-2,3,4,5-tetrahydro-1,2,5-benzothiadiazepine;

1,1-dioxo-3,3-dibutyl-5-phenyl-7-methylthio-8-(N—{(R)-α-[N—((R)-1-carboxy-2-methylthioethyl)carbamoyl]benzyl}carbamoylmethoxy)-2,3,4,5-tetrahydro-1,2,5-benzothiadiazepine;

1,1-dioxo-3,3-dibutyl-5-phenyl-7-methylthio-8-(N—{(R)-α-[N—{(S)-1-[N—((S)-2-hydroxy-1-carboxyethyl)carbamoyl]propyl}carbamoyl]benzyl}carbamoylmethoxy)-2,3,4,5-tetrahydro-1,2,5-benzothiadiazepine;

1,1-dioxo-3,3-dibutyl-5-phenyl-7-methylthio-8-(N—{(R)-α-[N—((S)-1-carboxy-2-methylpropyl)carbamoyl]benzyl}carbamoylmethoxy)-2,3,4,5-tetrahydro-1,2,5-benzothiadiazepine;

1,1-dioxo-3,3-dibutyl-5-phenyl-7-methylthio-8-(N—{(R)-α-[N—((S)-1-carboxypropyl)carbamoyl]-4-hydroxybenzyl}carbamoylmethoxy)-2,3,4,5-tetrahydro-1,2,5-benzothiadiazepine;

1,1-dioxo-3,3-dibutyl-5-phenyl-7-methylthio-8-[N—{(R)-α-carboxy-4-hydroxybenzyl}carbamoylmethoxy]-2,3,4,5-tetrahydro-1,2,5-benzothiadiazepine; and

1,1-dioxo-3,3-dibutyl-5-phenyl-7-methylthio-8-(N—{(R)-α-[N-(carboxymethyl)carbamoyl]benzyl}carbamoylmethoxy)-2,3,4,5-tetrahydro-1,2,5-benzothiadiazepine;

1,1-dioxo-3,3-dibutyl-5-phenyl-7-methylthio-8-(N—{(R)-1'-phenyl-1'-[N'-(carboxymethyl)carbamoyl]methyl}carbamoylmethoxy)-2,3,4,5-tetrahydro-1,5-benzothiazepine;

1,1-dioxo-3,3-dibutyl-5-phenyl-7-methylthio-8-(N—{
(R)- α -[N'—((S)-1-carboxypropyl)carbamoyl]-4-
hydroxybenzyl} carbamoylmethoxy)-2,3,4,5-tetrahy-
dro-1,5-benzothiazepine;

1,1-dioxo-3,3-dibutyl-5-phenyl-7-methylthio-8-(N—{
(R)-1'-phenyl-1'-[N'-(carboxymethyl) carbamoyl]
methyl} carbamoylmethoxy)-2,3,4,5-tetrahydro-1,5-
benzothiazepine;

1,1-dioxo-3,3-dibutyl-5-phenyl-7-methylthio-8-(N—{
(R)- α -[N'—((S)-1-carboxyethyl)carbamoyl]
benzyl} carbamoylmethoxy)-2,3,4,5-tetrahydro-1,5-
benzothiazepine;

and a pharmaceutically acceptable salt thereof.

55. The composition for use in any one of claims **24-54**,
further comprising a bile acid sequestrant or binder.

* * * * *