

(12) PATENT
(19) AUSTRALIAN PATENT OFFICE

(11) Application No. AU 199676343 B2
(10) Patent No. 711907

(54) Title
Mercaptoalkylpeptidyl compounds having an imidazole substituent and their use as inhibitors of matrix metalloproteinases (MMP) and/or tumour necrosis factor (TNF)

(51)⁶ International Patent Classification(s)
C07D 403/12 A61K 031/415

(21) Application No: **199676343** (22) Application Date: **1996.11.22**

(87) WIPO No: **WO97/19075**

(30) Priority Data

(31) Number	(32) Date	(33) Country
9523828	1995.11.22	GB
9607121	1996.04.04	GB

(43) Publication Date : **1997.06.11**

(43) Publication Journal Date : **1997.08.07**

(44) Accepted Journal Date : **1999.10.21**

(71) Applicant(s)
Darwin Discovery Limited

(72) Inventor(s)
Andrew Douglas Baxter; John Gary Montana

(74) Agent/Attorney
F B RICE and CO,605 Darling Street,BALMAIN NSW 2041

OPI DATE 11/06/97 APPLN. ID 76343/96
 AOJP DATE 07/08/97 PCT NUMBER PCT/GB96/02892



AL9676343

(51) International Patent Classification⁶ :
C07D 403/12, A61K 31/415

A1

(11) International Publication Number: **WO 97/19075**

(43) International Publication Date: 29 May 1997 (29.05.97)

(21) International Application Number: PCT/GB96/02892

(22) International Filing Date: 22 November 1996 (22.11.96)

(30) Priority Data:
 9523828.3 22 November 1995 (22.11.95) GB
 9607121.2 4 April 1996 (04.04.96) GB

(71) Applicant: ~~CHIROSOURCE LIMITED~~ ^{DAKIN DISCOVERY LIMITED} [GB/GB]; Cambridge Science Park, Milton Road, Cambridge CB4 4WE (GB).

(72) Inventors: BAXTER, Andrew, Douglas; Chiroscience Limited, Cambridge Science Park, Milton Road, Cambridge CB4 4WE (GB). MONTANA, John, Gary; Chiroscience Limited, Cambridge Science Park, Milton Road, Cambridge CB4 4WE (GB).

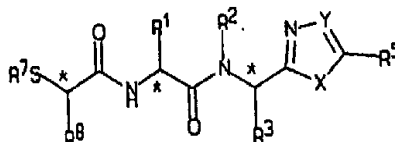
(74) Agent: GILL JENNINGS & EVERY; Broadgate House, 7 Eldon Street, London EC2M 7LH (GB).

(81) Designated States: AL, AM, AU, AZ, BA, BB, BG, BR, BY, CA, CN, CU, CZ, EE, GB, GE, HU, IL, IS, JP, KE, KG, KP, KR, KZ, LC, LK, LR, LS, LT, LV, MD, MG, MK, MN, MW, MX, NO, NZ, PL, RO, RU, SD, SG, SI, SK, TJ, TM, TR, TT, UA, UG, UZ, VN, ARIPO patent (KE, LS, MW, SD, SZ, UG), Eurasian patent (AM, AZ, BY, KG, KZ, MD, RU, TJ, TM), European patent (AT, BE, CH, DE, DK, ES, FI, FR, GB, GR, IE, IT, LU, MC, NL, PT, SE), OAPI patent (BF, BJ, CF, CG, CI, CM, GA, GN, ML, MR, NE, SN, TD, TG).

Published
 With international search report.



(54) Title: MERCAPTOALKYLPEPTIDYL COMPOUNDS HAVING AN IMIDAZOLE SUBSTITUENT AND THEIR USE AS INHIBITORS OF MATRIX METALLOPROTEINASES (MMP) AND/OR TUMOUR NECROSIS FACTOR (TNF)



(I)

(57) Abstract

Peptidyl compounds having an imidazole substituent of general formula (I), wherein R¹ is a C₁₋₆ alkyl, C₂₋₆ alkenyl, (C₁₋₆ alkyl) aryl, aryl, C₁₋₆ alkylheteroaryl, heteroaryl or C₁₋₆ alkyl-AR⁹ group where A is O, NR⁹ or S(O)_m where m = 0-2, and R⁹ is H, C₁₋₄ alkyl, aryl, heteroaryl, (C₁₋₄ alkyl)aryl or (C₁₋₄ alkyl)heteroaryl; if A=NR⁹ the groups R⁹ may be the same or different; R² is hydrogen or a C₁₋₆ alkyl group; R³ is a [Alk]_nR⁶ group where Alk is a C₁₋₆ alkyl or C₂₋₆ alkenyl group and n is zero or 1; X is NR⁹, O or S; Y is N or CR⁴; R⁴ and R⁵ are the same or different and are R⁹, COR¹³, C₁₋₃ alkyl-R¹³ or C₁₋₃ alkyl-COR¹³; R⁷ is hydrogen or R¹⁰CO where R¹⁰ is C₁₋₄ alkyl, C₁₋₄ alkylaryl, C₁₋₄ alkylheteroaryl, cyclo(C₃₋₆)alkyl, C₁₋₄ alkyl-cyclo(C₃₋₆)alkyl, C₂₋₆ alkenyl, C₂₋₆ alkenylaryl, aryl or heteroaryl; R⁸ is aryl (optionally substituted with R¹¹), heteroaryl (optionally substituted with R¹¹), C₁₋₄ alkyl (optionally substituted with R¹¹), etc., have therapeutic utility via their inhibitory effect on metalloproteinases and tumour necrosis factor.

MERCAPTOALKYLPEPTIDYL COMPOUNDS HAVING AN IMIDAZOLE SUBSTITUENT AND THEIR USE AS INHIBITORS OF MATRIX METALLOPROTEINASES (MMP) AND/OR TUMOR NECROSIS FACTOR (TNF).

Field of the Invention

This invention relates to a novel class of peptidyl derivatives and to their use in medicine.

5 Background of the Invention

10 Metalloproteinases, including matrix metalloproteinase (MMP), (human fibroblast) collagenase, gelatinase and tumour necrosis factor (TNF), and their modes of action, and also inhibitors thereof and their clinical effects, are described in WO-A-9611209, the content of which is incorporated herein by reference.

15 Compounds which have the property of inhibiting the action of metalloproteinases involved in connective tissue breakdown such as collagenase, stromelysin and gelatinase have been shown to inhibit the release of TNF both *in vitro* and *in vivo*. See Gearing et al (1994), Nature 370:555-557; McGeehan et al (1994), Nature 370:558-561; GB-A-2268934; and WO-A-9320047. All of these reported inhibitors contain a hydroxamic acid zinc binding group, as
20 do the imidazole-substituted compounds disclosed in WO-A-9523790. Other compounds that inhibit MMP and TNF are described in WO-A-9513289 and WO-A-9611209.

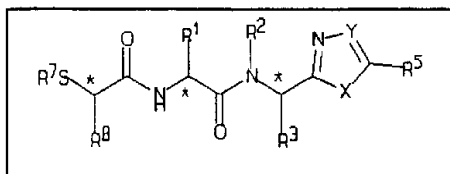
25 Compounds that inhibit collagenase, which possess structural portions akin to those of the instant invention, include those encompassed by US Patent No. 4,511,504 issued Apr. 16, 1985; and US Patent No. 4,568,666, issued Feb 4, 1986.

30 Compounds of related structure that are claimed to inhibit stromelysin (proteoglycanase) are encompassed by US Patent No. 4,771,037, issued Sept. 13, 1988.

35 Recent reports suggest that new enzymes of the MMP family also mediate the shedding of adhesion molecules such as the selectins, such as L-selectin. These soluble adhesion molecules are implicated in a number of diseases including cancer, autoimmunity and in the inflammatory response. It has been proposed that, once cleaved, the selectin bind to particular ligands and this accounts for

5 Summary of the Invention

10 A novel compound according to the invention is of
general formula (I):



R¹ is a C₁₋₆ alkyl, C₂₋₆ alkenyl, (C₁₋₆ alkyl)aryl, aryl, C₁₋₆ alkylheteroaryl, heteroaryl or C₁₋₆ alkyl-AR⁹ group where A is O, NR⁹ or S(O)_m where m = 0-2, and R⁹ is H, C₁₋₄ alkyl, aryl, heteroaryl, (C₁₋₄ alkyl)aryl or (C₁₋₄ alkyl)heteroaryl; if A=NR⁹ the groups R⁹ may be the same or different;

R^3 is a $[Alk]_n R^6$ group where Alk is a C_{1-6} alkyl or C_{2-6} nyl group and n is zero or 1;

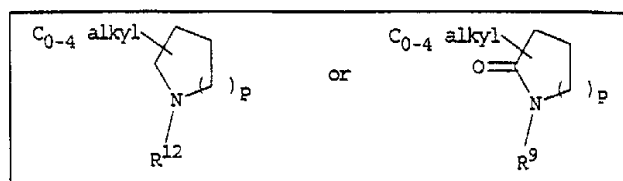
30 Y is N or CR^4 ;

R⁴ and R⁵ are the same or different and are R⁹, COR¹³, C₁₋₃ alkyl-R¹³ or C₁₋₃ alkyl-COR¹³;

R⁷ is hydrogen or R¹⁰CO where R¹⁰ is C₁₋₄ alkyl, C₁₋₄ alkylaryl, C₁₋₄ alkylheteroaryl, cyclo(C₃₋₆)alkyl, C₁₋₄ alkyl-
35 cyclo(C₃₋₆)alkyl, C₂₋₆ alkenyl, C₂₋₆ alkenylaryl, aryl or
heteroaryl;

R^8 is aryl (optionally substituted with R^{11}), heteroaryl (optionally substituted with R^{11}), C_{1-4} alkyl (optionally substituted with R^{11}), C_{1-4} alkylaryl (optionally substituted with R^{11}), C_{1-4} alkylheteroaryl (optionally substituted with R^{11}), cyclo(C_{3-6})alkyl (optionally substituted with R^{11}), cyclo(C_{3-6})alkenyl (optionally substituted with R^{11}) or C_{1-4} alkyl-cyclo(C_{3-6})alkyl (optionally substituted with R^{11}), the group

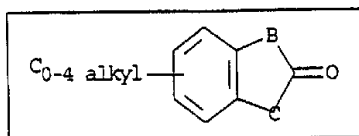
10



15

where $p=1-2$, or the group

20



25

where B and C are independently selected from O, S, $C(R^9)_2$ and NR^9 ;

30

R^6 is AR^9 , cyclo(C_{3-6})alkyl, cyclo(C_{3-6})alkenyl, C_{1-6} alkyl, C_{1-6} alkoxyaryl, benzyloxyaryl, aryl, heteroaryl, C_{1-3} alkylheteroaryl, C_{1-3} alkylaryl, C_{1-6} alkyl-COOR⁹, amidine, guanidine, C_{1-6} alkyl-NHR¹⁰, CONHR¹⁰, NHCO₂R¹⁰, NHSO₂R¹⁰ or NHCOR¹⁰;

R^{11} is SO_2R^{13} , SR^7 , CO_2R^9 , COR^9 , $CON(R^9)_2$ (where the R^9 's are the same or different), $N(R^9)_2$ (where the R^9 's are the same or different), NR^9R^{12} , OR^9 , phthalimido or succinimido;

R^{12} is hydrogen or a COR^9 , CO_2R^9 (where R^9 is not H), CONHR⁹, or SO_2R^9 (where R^9 is not H) group; and

35

R^{13} is a $N(R^9)_2$ (in which the R^9 's are the same or different), C_{1-4} alkyl, aryl, heteroaryl, C_{1-4} alkylaryl or C_{1-4} alkylheteroaryl;

and the salts, solvates and hydrates thereof.

Throughout this specification, unless the context requires otherwise, the word "comprise", or variations such as "comprises" or "comprising", will be understood to imply the inclusion of a stated element or integer or group of elements or integers but not the exclusion of any other element or integer or group of elements or integers.

Description of the Invention

It will be appreciated that the compounds according to the invention can contain one or more asymmetrically substituted carbon atoms, for example those marked with an asterisk in formula (I). The presence of one or more of these asymmetric centres in a compound of formula (I) can give rise to stereoisomers, and in each case the invention is to be understood to extend to all such stereoisomers, including enantiomers and diastereomers, and mixtures including racemic mixtures thereof.

In the formulae herein, the ~ line is used at a potential asymmetric centre to represent the possibility of *R*- and *S*- configurations, the < line and the line line to represent a unique configuration at an asymmetric centre.

As used in this specification, alone or in combination, the term " C_{1-6} alkyl" refers to a straight or branched chain alkyl moiety having from one to six carbon atoms, including for example, methyl, ethyl, propyl, isopropyl, butyl, *tert*-butyl, pentyl, hexyl and the like.

The term " C_{1-4} alkyl" refers to a straight or branched chain alkyl moiety having from one to four carbon atoms, including for example, methyl, ethyl, propyl, isopropyl, butyl, *tert*-butyl and the like.

The term " C_{2-6} alkenyl" refers to a straight or branched chain alkyl moiety having two to six carbon atoms and having in addition one double bond, of either *E* or *Z* stereochemistry where applicable. This term includes for example, vinyl, 1-propenyl, 1- and 2-butenyl, 2-methyl-2-propenyl etc.

The term "cyclo (C_{3-6}) alkyl" refers to a saturated alicyclic moiety having from three to six carbon atoms and



includes for example cyclopropyl, cyclobutyl, cyclopentyl, cyclohexyl and the like.

The term "cyclo (C_{3-6}) alkenyl" refers to an alicyclic moiety having from three to six carbon atoms and having in addition one double bond. This term includes for example cyclopentenyl or cyclohexenyl.

The term "aryl" means an optionally substituted phenyl or naphthyl group with the substituent(s) being selected, for example, from halogen, trifluoromethyl, C_{1-6} alkyl, alkoxy, phenyl and the like.

The term "halogen" means fluorine, chlorine, bromine or iodine.

The term "heteroaryl" refers to aromatic ring systems of five to ten atoms or which at least one atom is selected from the group, O, N, or S and includes for example furanyl, thiophenyl, pyridyl, indolyl, quinolyl and the like.

The terms "protected amino" and "protected carboxy" mean amino and carboxy groups which are protected in a manner familiar to those skilled in the art. For example, an amino group can be protected by a benzyloxycarbonyl, *tert*-butoxycarbonyl, acetyl or like groups, or in the form of a phthalimido or like group. A carboxyl group can be protected in the form of a readily cleavable ester such as the methyl, ethyl, benzyl or *tert*-butyl ester.

The term "alkoxy" refers to a straight chain or branched chain alkoxy group containing a maximum of six carbon atoms, such as methoxy, ethoxy, propoxy, isopropoxy, *tert*-butoxy and the like.

The term " C_{0-4} alkyl" refers to a straight or branched chain alkyl moiety having from zero to four carbon atoms, including for example, methyl, ethyl, propyl, isopropyl and the like.

Salts of compounds of formula (I) include pharmaceutically-acceptable salts, for example acid addition salts derived from inorganic or organic acids, such as hydrochlorides, hydrobromides, *p*-toluene-

sulphonates, phosphates, sulphates, perchlorates, acetates, trifluoroacetates, propionates, citrates, malonates, succinates, lactates, oxalates, tartrates and benzoates.

Salts may also be formed with bases. Such salts
5 include salts derived from inorganic or organic bases, for example alkali metal salts such as magnesium or calcium salts, and organic amine salts such as morpholine, piperidine, dimethylamine or diethylamine salts.

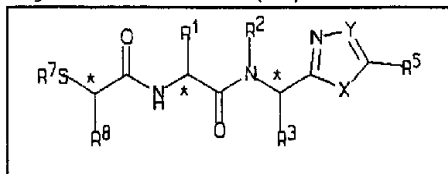
When the "protected carboxy" group in compounds of the
10 invention is an esterified carboxyl group, it may be a metabolically labile ester of formula CO_2Z where Z may be an ethyl, benzyl, phenethyl, phenylpropyl, a- or b-naphthyl, 2,4-dimethylphenyl, 4-tert-butylphenyl, 2,2,2-trifluoroethyl, 1-(benzyloxy)benzyl, 1-(benzyloxy)ethyl, 2-methyl-1-propionyloxypropyl, 2,4,6-trimethylbenzyloxymethyl
15 or pivaloyloxymethyl group.

Compounds of the general formula (I) may be prepared by any suitable method known in the art and/or by the following processes. It will be appreciated that where a
20 particular stereoisomer of formula (I) is required, the synthetic processes described herein may be used with the appropriate homochiral starting material and/or isomers maybe resolved from mixtures using conventional separation techniques (e.g. HPLC).

25 The compounds according to the invention may be prepared by the following process. In the description and formulae below the groups R^1 , R^2 , R^3 , R^4 , R^5 , R^6 , R^7 , R^8 , R^9 , R^{10} , R^{11} , R^{12} , R^{13} , A, B, C, X, Y and Z are as defined above, except where otherwise indicated. It will be appreciated
30 that functional groups, such as amino, hydroxyl or carboxyl groups, present in the various compounds described below, and which it is desired to retain, may need to be in protected form before any reaction is initiated. In such instances, removal of the protecting group may be the final
35 step in a particular reaction. Suitable protecting groups for such functionality will be apparent to those skilled in the art. For specific details see "Protective Groups in

Organic Synthesis", Wiley Interscience, T W Greene, PGM Wuts.

A process for preparing compounds of general formula (I) comprises of deprotecting (for example by hydrolysis) a compound of general formula (II)

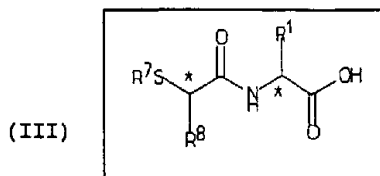


(II)

wherein R^7 represents a suitable protecting group (e.g. *tert*-butyl, trityl, benzoyl or acetate).

It will be appreciated that where a particular stereoisomer of formula (I) is required, this may be obtained by conventional resolution techniques such as high performance liquid chromatography. Where desired, however, appropriate homochiral starting materials may be used in the coupling reaction to yield a particular stereoisomer of formula (I). This is exemplified below.

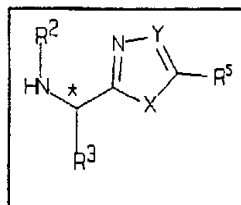
Compounds of general formula (II) may be prepared by coupling an acid of formula (III)



(III)

wherein R^1 , R^7 and R^8 are as defined above, or an active derivative thereof, with an amine of formula (IV)

(IV)



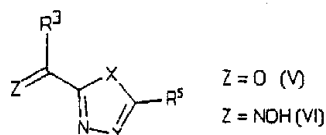
where R², R³, R⁵, X and Y are defined previously.

Active derivatives of acids of formula (III) include for example acid anhydrides or acid halides, such as acid chlorides.

The coupling reaction may be performed using standard conditions for amination reactions of this type. Thus, the reaction may be achieved in a solvent, for example an inert organic solvent such as an ether, e.g. a cyclic ether such as tetrahydrofuran, an amide e.g. a substituted amide such as dimethylformamide, or a halogenated hydrocarbon such as dichloromethane at a low temperature e.g. -30°C to ambient temperature, such as -20°C to 0°C, optionally in the presence of a base, e.g. an organic base such as an amine, e.g. triethylamine or a cyclic amine such as *N*-methylmorpholine. Where an acid of formula (III) is used, the reaction may additionally be performed in the presence of a condensing agent, for example a diimide such as *N,N'*-dicyclohexylcarbodiimide, advantageously in the presence of a triazole such as 1-hydroxybenzotriazole. Alternatively, the acid may be reacted with a chloroformate for example ethylchloroformate, prior to reaction with the amine of formula (IV).

The acid of formula (III) may be prepared by any of the processes described in WO-A-9611209.

Amines of formula (IV) may be prepared from the ketone (V) by reductive amination or reduction of the corresponding oxime (VI) which may be readily prepared from (V).



5 Ketones of general formula (V) may be prepared from a suitably protected (e.g. with SEM) imidazole by lithiation at -78°C with *n*-butyllithium followed by reaction with an acid derivative of the formula $\text{R}^3\text{-COOH}$ (VII). Suitable acid derivatives of formula (VII) include acid anhydrides, amides or acyl halides, such as acid chlorides.

10 Acids of general formula (VII) may be readily obtained from commercially-available starting materials using methods known to those skilled in the art. Some amides thereof are also commercially-available.

15 As a further extension to the invention, heterocycles such as imidazoles, oxazoles, thiazoles and triazoles may be prepared by standard cyclisation reactions of a suitably protected aldehyde of formula $\text{H}_2\text{N-CHR}^3\text{-CHO}$ (VIII), followed by removal of any protecting groups. For instance, imidazoles may be prepared by the reaction of a suitably protected aldehyde (VIII) with ammonia and glyoxal. Aldehydes of general formula (VIII) may be prepared by reduction of corresponding, suitably protected α -amino-acids.

25 Such amino-acids and their derivatives can be obtained in optically pure or racemic form. In the homochiral form they provide asymmetric building blocks for the enantiospecific synthesis of compounds of general formula (I). Many of these derivatives can be readily obtained from commercially-available starting materials using methods known to those skilled in the art. See "The Practice of Peptide Synthesis" by M. Bodanszk et al, Springer Verlag, New York, (1984), and WO-A-9221360.

30 Compounds of formula (I) may also be prepared by interconversion of other compounds of formula (I). Thus, for example, a compound of formula (I) wherein R^1 is a C_{1-6} alkyl group may be prepared by hydrogenation (using

palladium on carbon in suitable solvent, such as an alcohol - e.g. ethanol) of a compound of formula (I) wherein R^1 is a C_{2-6} alkenyl group. In a further example, a compound of formula (I) wherein R^7 is a group $R^{10}CO$ may be prepared by
5 acylation (using a suitable acid chloride $R^{10}COCl$, in the presence of a base such as a triethylamine in a suitable solvent, such as a chlorinated solvent - e.g. dichloromethane) of a compound of formula (I) wherein R^7 is H.

10 Any mixtures of final products or intermediates obtained can be separated on the basis of the physico-chemical differences of the constituents, in known manner, into the pure final products or intermediates, for example by chromatography, distillation, fractional
15 crystallisation, or by formation of a salt if appropriate or possible under the circumstances.

The compounds according to the invention exhibit in vitro inhibiting activities with respect to stromelysin, collagenase and gelatinase. Compounds according to the
20 invention also exhibit in vitro inhibition of $TNF\alpha$ release. The activity and selectivity of the compounds may be determined by use of the appropriate enzyme inhibition test, for example as described in Examples A-H of WO-A-9611209. A further, fluorimetric assay is given below.

25 This invention also relates to a method of treatment for patients (including man and/or mammalian animals raised in the dairy, meat or fur industries or as pets) suffering from disorders or diseases which can be attributed to matrix metalloproteinases and/or $TNF\alpha$ as previously
30 described, and more specifically, a method of treatment involving the administration of the matrix metalloproteinase inhibitors of formula (I) as the active constituents.

Accordingly, the compounds of formula (I) can be used
35 among other things in the treatment of osteoarthritis and rheumatoid arthritis, and in diseases and indications resulting from the over-expression of these matrix

metalloproteinases such as found in certain metastatic tumour cell lines.

As mentioned above, compounds of formula (I) are useful in human or veterinary medicine since they are active as inhibitors of TNF α and MMPs. Accordingly in another aspect, this invention concerns:

a method of management (by which is meant treatment or prophylaxis) of disease or conditions mediated by TNF α and/or MMPs in mammals, in particular in humans, which method comprises administering to the mammal an effective, amount of a compound of formula (I) above, or a pharmaceutically-acceptable salt thereof; and

a compound of formula (I) for use in human or veterinary medicine, particularly in the management (by which is meant treatment or prophylaxis) of diseases or conditions mediated by TNF α and/or MMPs; and

the use of a compound of formula (I) in the preparation of an agent for the management (by which is meant treatment or prophylaxis) of diseases or conditions mediated by TNF α and/or MMPs.

The disease or conditions referred to above include inflammatory diseases, autoimmune diseases cancer, cardiovascular diseases, diseases involving tissue breakdown such as rheumatoid arthritis, osteoarthritis, osteoporosis, neurodegeneration, Alzheimer's disease, atherosclerosis, congestive heart failure, stroke, vasculitis, Crohn's disease, ulcerative colitis, multiple sclerosis, periodontitis, gingivitis and those involving tissue breakdown such as bone resorption, haemorrhage, coagulation, acute phase response, cachexia and anorexia, acute infections, HIV infections, fever, shock states, graft versus host reactions, dermatological conditions, surgical wound healing, psoriasis, atopic dermatitis, epidermolysis bullosa, tumour growth, angiogenesis and invasion by secondary metastases, ophthalmological disease, retinopathy, corneal ulceration, reperfusion injury,

migraine, meningitis, asthma, rhinitis, allergic conjunctivitis, eczema and anaphylaxis.

For the treatment of rheumatoid arthritis, osteoarthritis, and in diseases and indications resulting from the over-expression of matrix metalloendoproteinases such as found in certain metastatic tumour cell lines or other diseases mediated by the matrix metalloendoproteinases or increased TNF α production, the compounds of formula (I) may be administered orally, topically, parenterally, by inhalation spray or rectally in dosage unit formulations containing non-toxic pharmaceutically-acceptable carriers, adjuvants and vehicles. The term parenteral as used herein includes subcutaneous injections, intravenous, intramuscular, intrasternal injection or infusion techniques. In addition to the treatment of warm-blooded animals such as mice, rats, horses, cattle, sheep, dogs, cats etc, the compounds of the invention are effective in the treatment of humans.

The pharmaceutical composition containing the active ingredient may be in a form suitable for oral use, for example, as tablets, troches, lozenges, aqueous or oily suspensions, dispersible powders or granules, emulsions, hard or soft capsules, or syrups or elixirs. Compositions intended for oral use may be prepared according to any method known to the art for the manufacture of pharmaceutical compositions and such compositions may contain one or more agents selected from the group consisting of sweetening agents, flavouring agents, colouring agents and preserving agents in order to provide pharmaceutically elegant and palatable preparations. Tablets contain the active ingredient in admixture with non-toxic pharmaceutically-acceptable excipients which are suitable for the manufacture of tablets. These excipients may be for example, inert diluents, such as calcium carbonate, sodium carbonate, lactose, calcium phosphate or sodium phosphate; granulating and disintegrating agents, for example corn starch, or alginic acid; binding agents,

for example starch, gelatin or acacia, and lubricating agents, for example magnesium stearate, stearic acid or talc. The tablets may be uncoated or they may be coated by known techniques to delay disintegration and absorption in the gastrointestinal tract and thereby provide a sustained action over a longer period. For example, a time delay material such as glyceryl monostearate or glyceryl distearate may be employed. They may also be coated by the techniques described in the US Patents 4,256,108; 4,166,452; and 4,265,874 to form osmotic therapeutic tablets for control release.

Formulations for oral use may also be presented as hard gelatin capsules where in the active ingredient is mixed with an inert solid diluent, for example calcium carbonate, calcium phosphate or kaolin, or as soft gelatin capsules wherein the active ingredient is mixed with water or an oil medium, for example peanut oil, liquid paraffin or olive oil.

Aqueous suspensions contain the active materials in admixture with excipients suitable for the manufacture of aqueous suspensions. Such excipients are suspending agents, for example sodium carboxymethylcellulose, methylcellulose, hydroxypropylmethylcellulose, sodium alginate, polyvinylpyrrolidone, gum tragacanth and gum acacia; dispersing or wetting agents may be a naturally occurring phosphatide, for example lecithin, or condensation products of an alkylene oxide with fatty acids, for example polyoxyethylene stearate, or condensation products of ethylene oxide with long chain aliphatic alcohols, for example heptadecaethyleneoxycetanol, or condensation products of ethylene oxide with partial esters derived from fatty acids and a hexitol such as polyoxyethylene with partial esters derived from fatty acids and hexitol anhydrides, for example polyoxyethylene sorbitan monooleate. The aqueous suspensions may also contain one or more preservatives, for example ethyl or n-propyl, p-hydroxybenzoate, one or more

colouring agents, one or more flavouring agents, and one or more sweetening agents, such as sucrose or saccharin.

Oily suspensions may be formulated by suspending the active ingredient in a vegetable oil, for example arachis oil, olive oil, sesame oil or coconut oil, or in a mineral oil such as liquid paraffin. The oily suspensions may contain a thickening agent, for example beeswax, hard paraffin or cetyl alcohol. Sweetening agents such as those set forth above, and flavouring agents may be added to provide a palatable oral preparation. These compositions may be preserved by the addition of an anti-oxidant such as ascorbic acid.

Dispersible powders and granules suitable for preparation of an aqueous suspension by the addition of water provide the active ingredient in admixture with a dispersing or wetting agent, suspending agent and one or more preservatives. Suitable dispersing or wetting agents and suspending agents are exemplified, for example sweetening, flavouring and colouring agents, may also be present.

The pharmaceutical compositions of the invention may also be in the form of oil-in-water emulsions. The oily phase may be a vegetable oil, for example olive oil or arachis oil, or a mineral oil, for example liquid paraffin or mixtures of these. Suitable emulsifying agents may be naturally-occurring gums, for example gum acacia or gum tragacanth, naturally-occurring phosphatides, for example soya bean, lecithin, and esters or partial esters derived from fatty acids and hexitol anhydrides, for example sorbitan monooleate and condensation products of the said partial esters with ethylene oxide, for example polyoxyethylene sorbitan monooleate. The emulsions may also contain sweetening and flavouring agents.

Syrups and elixirs may be formulated with sweetening agents, for example glycerol, propylene glycol, sorbitol or sucrose. Such formulations may also contain a demulcent, a preservative and flavouring and colouring agents. The

pharmaceutical compositions may be in the form of a sterile injectable aqueous or oleagenous suspension. This suspension may be formulated according to the known art using those suitable dispersing or wetting agents and suspending agents which have been mentioned above. The sterile injectable preparation may also be in a sterile injectable solution or suspension in a non-toxic parenterally-acceptable diluent or solvent, for example as a solution in 1,3-butanediol. Among the acceptable vehicles and solvents that may be employed are water, Ringer's solution and isotonic sodium chloride solution. In addition, sterile, fixed oils are conventionally employed as a solvent or suspending medium. For this purpose any bland fixed oil may be employed including synthetic mono- or diglycerides. In addition, fatty acids such as oleic acid find use in the preparation of injectables.

The compounds of formula (I) may also be administered in the form of suppositories for rectal administration of the drug. These compositions can be prepared by mixing the drug with a suitable non-irritating excipient which is solid at ordinary temperatures but liquid at the rectal temperature and will therefore melt in the rectum to release the drug. Such materials are cocoa butter and polyethylene glycols.

For topical use, creams, ointments, jellies, solutions or suspensions, etc containing the compounds of Formula (I) are employed. (For purposes of this application, topical application shall include mouth washes and gargles).

Dosage levels of the order of from about 0.05 mg to about 140 mg per kilogram of body weight per day are useful in the treatment of the above-indicated conditions (about 2.5 mg to about 7 g per patient per day). For example, inflammation may be effectively treated by the administration of from about 0.01 to 50 mg of the compound per kilogram of body weight per day (about 0.5 mg to about 3.5 g per patient per day).

The amount of active ingredient that may be combined with the carrier materials to produce a single dosage form will vary depending upon the host treated and the particular mode of administration. For example, a formulation intended for the oral administration of humans may vary from about 5 to about 95 percent of the total composition. Dosage unit forms will generally contain between from about 1 mg to about 500 mg of an active ingredient.

It will be understood, however, that the specific dose level for any particular patient will depend upon a variety of factors including the activity of the specific compound employed, the age, body weight, general health, sex, diet time of administration, route of administration, rate of excretion, drug combination and the severity of the particular disease undergoing therapy.

The following non-limiting Examples are intended to illustrate the preparation of compounds of Formula (I), and as such are not intended to limit the invention as set forth in the claims appended, thereto.

In the Examples, the following abbreviations are used:

RT	Room temperature
EDC	1-(3-Dimethylaminopropyl)-3-ethyl carbodiimide hydrochloride
25 TNF α	Tumour necrosis factor α
LPS	Lipopolysaccharide
ELISA	Enzyme linked immunosorbent assay

Intermediate 1 (S)-N-(Benzyloxycarbonyl)leucinal

A solution of (S)-N-(benzyloxycarbonyl)leucine methyl ester (8.22 g, 29.4 mmol) in dry toluene (80 ml) was treated dropwise at -78°C with a solution of di-isobutylaluminium hydride (1.0 M, 74 ml, 74 mmol) in toluene. The solution was stirred at -78°C for 30 min. before methanol (3.5 ml) was added to quench the reaction. The cold mixture was then added to a stirred aqueous solution of potassium hydrogen tartrate (200 ml). After further stirring for 1 hour the mixture was extracted with ether

(3x200 ml), the combined extracts washed with brine (400 ml), dried (MgSO_4) and evaporated in vacuo to provide the title compound as a colourless oil. This material was used without purification in the next step.

5 Similarly prepared was:

Intermediate 2 (S)-N-(Benzyloxycarbonyl)phenylalaninal

From (S)-N-(benzyloxycarbonyl)phenylalanine methyl ester (8.0 g), as a colourless oil, which was used without purification in the next step.

10 Intermediate 3 2-[1-(N-Benzyloxycarbonylamino)-3-methyl]butylimidazole

A solution of intermediate 1 (29.4 mmol) and glyoxal trimer dihydrate (10.36 g, 49.3 mmol) in methanol (150 ml) was treated at -15°C with ammonia gas. After stirring for
15 4 hours at -10°C the mixture was allowed to warm to RT and stirred overnight. The orange suspension was poured into water (400 ml) and the resulting white solid removed by filtration to provide the title compound (3.96 g, 47%) as a white solid.

20 TLC R_f 0.42 (5% $\text{MeOH}-\text{CH}_2\text{Cl}_2$)

Similarly prepared was:

Intermediate 4 2-[1-(N-Benzyloxycarbonylamino)-2-phenyl]ethylimidazole

From intermediate 2, as an off-white solid (4.1 g,
25 32%).

TLC R_f 0.38 (5% $\text{MeOH}-\text{CH}_2\text{Cl}_2$)

Intermediate 5 (S)-2-[1-(N-Benzyloxycarbonylamino)-3-methyl]-1-(1,1-dimethylethoxycarbonyl)-butylimidazole

30 A solution of di-tert-butylidicarbonate (5.47 g, 25 mmol) in dimethylformamide (80 ml) was added dropwise to a stirred solution of intermediate 5 (7.2 g, 25 mmol), di-iso-propylethylamine (4.35 ml, 25 mmol) and dimethylaminopyridine (92 mg, 0.75 mmol) in
35 dimethylformamide (140 ml) at 3°C . The mixture was allowed to warm slowly to RT and stirred overnight. The brown mixture was poured into water and extracted three times

with ethyl acetate. The combined organic phases were washed three times with water and once with brine, dried (MgSO_4) and evaporated *in vacuo* to give the crude product as a brown oil. Purification by flash column chromatography on silica, eluting with 20% ethyl acetate-hexane, provided the desired product as a pale yellow oil. The oil was dissolved in dichloromethane (12 ml) and pentane (50 ml) was added. The mixture was placed in the freezer for 2 h after which time the precipitate was removed by filtration and the filtrate was evaporated *in vacuo* to give the title compound (7.70 g, 20 mmol, 79%) as a pale yellow oil.

TLC R_f 0.20 (33 % ethyl acetate-hexane); ee assay 97.8%

Similarly prepared was:

15 Intermediate 6 (S)-2-[1-(*N*-Benzyloxycarbonylamino)-2-phenyl]-1-(1,1-dimethylethoxycarbonyl)-ethylimidazole

From intermediate 4, as a pale yellow oil (3.52 g, 53%).

20 TLC R_f 0.16 (33% ethyl acetate-hexane); ee assay 97.5%

Intermediate 7 (S)-2-[1-(*N*-Benzyloxycarbonylamino)-3-methyl]butylimidazole

25 Trifluoroacetic acid (15.3 ml, 198 mmol) was added to a stirred solution of intermediate 5 (7.5 g, 19.3 mmol) in dichloromethane at 3°C. The mixture was allowed to warm slowly to RT and stirred overnight. The mixture was evaporated *in vacuo* and then concentrated twice from a mixture of heptane and dichloromethane to give the title compound (5.53 g, 100%) as a white foam.

30 TLC R_f 0.26 (5% methanol-dichloromethane)

Similarly prepared was:

Intermediate 8 (S)-2-[1-(*N*-Benzyloxycarbonylamino)-2-phenyl]ethylimidazole

35 From intermediate 6, as a pale yellow foam (2.5 g, 100%).

TLC R_f 0.32 (5% methanol-dichloromethane)

Intermediate 9 (S)-2-(1-Amino-3-methyl)butylimidazole

A solution of intermediate 7 was hydrogenated at RT and atmospheric pressure over 10% palladium on carbon (50% w/w) in ethanol overnight. The catalyst was removed by filtration through hyflo and the filtrate evaporated to provide the crude title compound as a colourless foam, which was used directly in the next step.

Similarly prepared was:

Intermediate 10 (S)-2-(1-Amino-3-phenyl)ethylimidazole

From intermediate 8, as a pale yellow foam, which was used directly in the next step without purification.

Intermediate 11 Ethyl 5-succinimidopentanoate

Dimethylformamide (800 ml) was added to a mixture of succinimide (248 g, 2.5 mol), potassium carbonate (346 g, 2.5 mol) and ethyl 5-bromopentanoate (400 g, 1.9 mol). The mixture was heated at 110-120°C for 3 h before being cooled to RT. Water (2.5 L) was added and the mixture was extracted with methyl tert-butylether (4 x 1 L). The combined extracts were washed with water (400 ml), dried (MgSO₄) and evaporated in vacuo to provide the title compound (310 g, 71%) as a pale yellow oil.

TLC R_f 0.3 (methyl tert-butyl ether)

Intermediate 12 5-Succinimidopentanoic acid

A solution of intermediate 11 (130 g, 572 mmol) in potassium dihydroorthophosphate (50 mM, 650 ml) was treated with Novozyme 435 (2 g). NaOH (6 N) was added in order to maintain the pH at 7. After 3 h the enzyme was removed by filtration and washed with a small amount of water. The filtrate was acidified to pH 1 by the addition of 6N hydrochloric acid, and the solution concentrated in vacuo to ca. 100 ml and then extracted with dichloromethane (3 x 250 ml). The combined extracts were washed with brine (100 ml), dried (MgSO₄) and evaporated in vacuo to provide the title compound (99 g, 81%) as a white solid.

TLC R_f 0.2 (50 % ethyl acetate/hexane)

Intermediate 13 (R,S)-2-Bromo-5-succinimidopentanoic acid

A solution of intermediate 12 (60 g, 300 mmol) in 1,2-dichloroethane (120 ml) was treated dropwise at 80°C with thionyl chloride (26.6 ml, 370 mmol). The mixture was stirred for 30 min before phosphorus trichloride (2.6 ml, 30 mmol) was added. Bromine (18.6 ml, 360 mmol) was then added dropwise over 20 min and the mixture stirred at 80 °C for 16 h. The mixture was cooled to RT and water (200 ml) was added; stirring was then resumed at 50°C for 2.5 h. The mixture was cooled to RT, the precipitate collected by filtration and dried *in vacuo* to provide the title compound (82 g, 98%) as a pale orange powder. TLC R_f 0.3 (50% ethyl acetate/hexane)

Intermediate 14 (R,S)-2-Acetylmercapto-5-succinimido-pentanoic acid

A solution of intermediate 13 (20 g, 72 mmol) in tetrahydrofuran (100 ml) was treated portionwise at 5°C with potassium thioacetate (8.21 g, 72 mmol). The mixture allowed to warm to RT and stirred for 4 h. The solvent was evaporated *in vacuo* and the residue partitioned between methyl tert-butyl ether (400 ml) and water (40 ml). The organic phase was separated, washed with water (40 ml), dried (MgSO₄) and evaporated *in vacuo* to provide the title compound (14.4 g, 78%) as a yellow oil. TLC R_f 0.3 (50 % ethyl acetate/hexane)

Intermediate 15 (1S)-[(N-Benzoyloxycarbonyl)-L-(S-methyl)cysteinyl]amino-3-methyl-2-butyrimidazole

A solution of N-benzoyloxycarbonyl-L-(S-methyl)cysteine (3.50 g, 14.8 mmol) in tetrahydrofuran (60 ml) was treated at 0°C with intermediate 9 (2.07 g, 13.5 mmol) and EDC (2.82 g, 14.8 mmol). The mixture was then allowed to warm to RT and stirred overnight. The mixture was concentrated *in vacuo* to ca. 30 ml and IN hydrochloric acid (20 ml) added. The mixture was then extracted with dichloromethane (5 x 100 ml) and the combined extracts washed with brine

(100 ml), dried (MgSO_4) and evaporated *in vacuo* to provide the title compound (3.40 g, 68%) as a colourless oil.

TLC R_f 0.3 (5 % $\text{MeOH-CH}_2\text{Cl}_2$)

Similarly prepared was:

- 5 **Intermediate 16** (1S)-[(N-Benzylloxycarbonyl)-L-norvalinyl]amino-3-methyl-2-butylimidazole

From N-benzylloxycarbonyl-L-norvaline (3.43 g, 15 mmol) and intermediate 9 (2.20 g, 14 mmol), as a pale yellow oil
10 (94%).

TLC R_f 0.4 (5 % $\text{MeOH-CH}_2\text{Cl}_2$)

- Intermediate 17** (1S)-[L-(S-methyl)cysteinyl]amino-3-methyl-2-butylimidazole

A solution of intermediate 15 (3.40 g, 9.2 mmol) in
15 dichloromethane (100 ml) was treated at 0°C with trifluoroacetic acid (11.4 ml, 14.8 mmol). The mixture was warmed to RT and stirred overnight. The solvent was evaporated *in vacuo* and the residue dissolved in water (50 ml). 1N NaOH was added until the solution was reached pH
20 8. The mixture was then extracted with dichloromethane (3 x 100 ml), the combined extracts washed with brine (100 ml), dried (MgSO_4) and evaporated *in vacuo* to provide the title compound (0.99 g, 40%) as a colourless oil.

TLC R_f 0.1 (5 % $\text{MeOH-CH}_2\text{Cl}_2$)

25 Similarly prepared was:

- Intermediate 18** (1S)-(L-Norvalinyl)amino-3-methyl-2-butylimidazole

From intermediate 16 (5.0 g, 14 mmol), as a white solid (50%).

30 TLC R_f 0.2 (5 % $\text{MeOH-CH}_2\text{Cl}_2$)

- Example 1** (1S)-[[(2R,S)-Acetylmercapto-5-phthalimido]-pentanoyl-L-leucyl]amino-3-methyl-2-butylimidazole

A solution of (R,S)-2-acetylmercapto-5-phthalimidopentanoyl-L-leucine (Intermediate 122 of WO-A-9611209; 1 mmol) and intermediate 9 (1 mmol) in dry tetrahydrofuran (30 ml) was treated with N-

hydroxybenzotriazole (1 mmol) and EDC (1 mmol) and the mixture stirred at RT overnight. The mixture was diluted with ethyl acetate (100 ml) and the solution washed with 8% sodium bicarbonate (50 ml), 1N hydrochloric acid (50 ml),
5 water (50 ml) and brine (50 ml), dried (MgSO_4) and evaporated *in vacuo* to a pale yellow foam. Purification by flash column chromatography on silica, eluting with 2-3% methanol-dichloromethane, provided the title compound (43%) as a colourless foam.

10 $\text{C}_{29}\text{H}_{39}\text{N}_5\text{O}_5\text{S}$ [569.7]; MH^+ 570

Similarly prepared were:

Example 2 (1S)-[[(2S)-Acetylmercapto-5-phthalimido]-
pentanoyl-L-(S-methyl)cysteiny]amino-3-
methyl-2-butylimidazole

15 From (S)-2-acetylmercapto-5-phthalimidopentanoyl-L-(S-methyl)cysteine (WO-A-9611209) and intermediate 9 (0.65 mmol), as a colourless foam (46%).

$\text{C}_{27}\text{H}_{35}\text{N}_5\text{O}_5\text{S}_2$ [573.7]; MH^+ 574

Example 3 (1S)-[[(2S)-Acetylmercapto-5-phthalimido]-
20 pentanoyl-L-(S-methyl)cysteiny]amino-2-
phenyl-2-butylimidazole

From intermediate 2 and intermediate 12 (0.65 mmol), as a colourless foam (46%).

$\text{C}_{30}\text{H}_{33}\text{N}_5\text{O}_5\text{S}_2$ [607.8]; MH^+ 608

25 **Example 4** (1S)-[[(2S)-Acetylmercapto-5-succinimido]-
pentanoyl-L-(S-methyl)cysteiny]amino-3-
methyl-2-butylimidazole

A solution of intermediate 17 (1.61 g, 5.96 mmol) in tetrahydrofuran (32 ml) was treated at RT with intermediate
30 14 (1.62 g, 5.96 mmol) and EDC (1.25 g, 6.55 mmol). The mixture was then stirred overnight. The mixture was partitioned between ethyl acetate (100 ml) and water (75 ml) and the organic phase was separated, washed with brine (50 ml), dried (MgSO_4) and evaporated *in vacuo* to provide
35 a yellow oil. Purification by flash column chromatography on silica, eluting with 60% ethyl acetate-hexane, provided the title compound (1.60 g, 51%) as a white foam.

TLC R_f 0.3 (5 % MeOH-CH₂Cl₂)

Similarly prepared was:

Example 5 (1S)-[[(2S)-Acetylmercapto-5-succinimido]-
pentanoyl-L-norvalinyl]amino-3-methyl-2-
butylimidazole

From intermediate 18 (1.76 g, 6.98 mmol) and
intermediate 14 (1.90 g, 6.98 mmol), as a white solid oil
(45%).

TLC R_f 0.3 (5 % MeOH-CH₂Cl₂)

Example 6 (1S)-[[(2R,S)-Mercapto-5-phthalimido]-
pentanoyl-L-leucyl]amino-3-methyl-2-
butylimidazole

An aqueous solution of ammonia (SG 0.88, 0.3 ml) was
added to a solution of Example 1 (120 mg, 0.21 mmol) in
methanol at 3°C. After 1 hour the mixture was concentrated
in vacuo to provide the crude product. Purification by
column chromatography, eluting with 2-3% methanol in
dichloromethane, furnished the title compound (76 mg, 68%)
as a white solid.

C₂₇H₃₃N₅O₄S [515.7]; MH⁺ 516

Similarly prepared were:

Example 7 (1S)-[[(2S)-Mercapto-5-phthalimido]-
pentanoyl-L-(S-methyl)cysteinyl]amino-3-
methyl-2-butylimidazole

From Example 2 (4.4 g, 7.67 mmol). Purification of the
crude product by column chromatography, eluting with 2-3%
methanol in dichloromethane, furnished the title compound
(3.0 g, 74%) as a white solid.

C₂₅H₃₃N₅O₄S₂ [531.7]; MH⁺ 532

Example 8 (1S)-[[(2S)-Mercapto-5-phthalimido]-
pentanoyl-L-leucyl]amino-3-methyl-2-
butylimidazole

From Example 3 (200 mg, 0.33 mmol). Purification of
the crude product by column chromatography, eluting with 2%
methanol in dichloromethane, furnished the title compound
(148 mg, 79%) as a white solid.

C₂₈H₃₁N₅O₄S₂ [565.7]; MH⁺ 566

Example 9 (1S)-[[(2S)-Mercapto-5-phthalimido]-
pentanoyl-L-(S-methyl)cysteinyl]amino-2-
phenyl-2-butyrimidazole

From Example 3, as a white solid oil (89%).

5 TLC R_f 0.2 (5% MeOH-CH₂Cl₂)

Example 10 (1S)-[[(2S)-Mercapto-5-phthalimido]-
pentanoyl-L-leucyl]amino-3-methyl-2-
butylimidazole hydrochloride

A solution of hydrochloric acid in ether (1.0 M, 5 ml)
10 was added to a stirred solution of Example 7 (40 mg) in a
mixture of tetrahydrofuran (4 ml) and methanol (1 ml).
After 1 hour at RT the mixture was concentrated *in vacuo*
to provide the hydrochloride salt as a pale yellow solid.

MMP Inhibition Activity-Fluorimetric Assay

15 The potency of compounds of general formula (I) to act
as inhibitors of collagenase-1 (MMP-1), collagenase-2 (MMP-
8), gelatinase-A (MMP-2), gelatinase-B (MMP-9) and
stromelysin-1 (MMP-3) may be determined using the following
procedure:

20 Inhibitors are dissolved in dimethylsulphoxide
containing 0.02% β -mercaptoethanol and serial dilutions are
prepared. Activated enzyme is incubated in assay buffer
containing 50 mM Tris, pH 7.4, 5 mM CaCl₂, 0.002% NaN₃ and
Brij 35 in the presence and absence of inhibitor. Samples
25 are preincubated at 37°C for 15 minutes before the addition
of the fluorimetric substrate (Mca-Pro-Leu-Dpa-Ala-Arg-NH₂)
to a final concentration of 10 μ M. The assay is incubated
for 90 minutes at 37°C and then read in a Fluoroscan II at
 λ_{ex} (355 nm) and λ_{em} (460 nm).

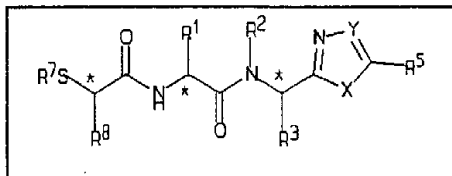
30 The enzyme activity is compared to activity in a
control devoid of inhibitor and the results reported as
that inhibitor concentration effecting 50% inhibition of
the stromelysin (IC₅₀).

CLAIMS

1. Compounds of general formula (I):

5

(I)



10

wherein:

R^1 is a C_{1-6} alkyl, C_{2-6} alkenyl, $(C_{1-6}$ alkyl)aryl, aryl, C_{1-6} alkylheteroaryl, heteroaryl or C_{1-6} alkyl- AR^9 group where A is O, NR^9 or $S(O)_m$ where $m = 0-2$, and R^9 is H, C_{1-4} alkyl, aryl, heteroaryl, $(C_{1-4}$ alkyl)aryl or $(C_{1-4}$ alkyl)heteroaryl; if $A=NR^9$ the groups R^9 may be the same or different;

R^2 is hydrogen or a C_{1-6} alkyl group;

R^3 is a $[Alk]_nR^6$ group where Alk is a C_{1-6} alkyl or C_{2-6} alkenyl group and n is zero or 1;

20 X is NR^9 , O or S;

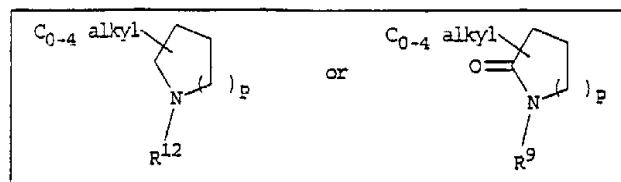
Y is N or CR^4 ;

R^4 and R^5 are the same or different and are each R^9 , COR^{13} , C_{1-3} alkyl- R^{13} or C_{1-3} alkyl COR^{13} ;

25 R^7 is hydrogen or $R^{10}CO$ where R^{10} is C_{1-4} alkyl, C_{1-4} alkylaryl, C_{1-4} alkylheteroaryl, cyclo(C_{3-6})alkyl, C_{1-4} alkyl-cyclo(C_{3-6})alkyl, C_{2-6} alkenyl, C_{2-6} alkenylaryl, aryl or heteroaryl;

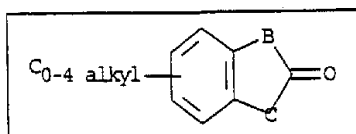
30 R^8 is aryl (optionally substituted with R^{11}), heteroaryl (optionally substituted with R^{11}), C_{1-4} alkyl (optionally substituted with R^{11}), C_{1-4} alkylaryl (optionally substituted with R^{11}), C_{1-4} alkylheteroaryl (optionally substituted with R^{11}), cyclo(C_{3-6})alkyl (optionally substituted with R^{11}), cyclo(C_{3-6})alkenyl (optionally substituted with R^{11}) or C_{1-4} alkyl-cyclo(C_{3-6})alkyl
35 (optionally substituted with R^{11}), the group

5



where $p=1-2$, or the group

10



where B and C are independently selected from the group O, S, $C(R^9)_2$ and NR^9 , and the R^9 's are the same or different;

15 R^6 is AR^9 , cyclo(C_{3-6})alkyl, cyclo(C_{3-6})alkenyl, C_{1-6} alkyl, C_{1-6} alkoxyaryl, benzyloxyaryl, aryl, heteroaryl, C_{1-3} alkylheteroaryl, C_{1-3} alkylaryl, C_{1-6} alkyl-COOR⁹, amidine, guanidine, C_{1-6} alkyl-NHR¹⁰, CONHR¹⁰, NHCO₂R¹⁰, NHSO₂R¹⁰ or
20 NHCOR¹⁰;

R^{11} is SO₂R¹³, SR⁷, CO₂R⁹, COR⁹, CON(R^9)₂ (where the R^9 's are the same or different), N(R^9)₂ (where the R^9 's are the same or different), NR⁹R¹², OR⁹, phthalimido or succinimido;

R^{12} is hydrogen or a COR⁹, CO₂R⁹ (where R^9 is not H),
25 CONHR⁹, or SO₂R⁹ (where R^9 is not H) group; and

R^{13} is a N(R^9)₂ (in which the R^9 's are the same or different), C_{1-4} alkyl, aryl, heteroaryl, C_{1-4} alkylaryl or C_{1-4} alkylheteroaryl;

and the salts, solvates and hydrates thereof.

30 2. A compound of claim 1, wherein R^6 is not amidine or guanidine; R^8 is substituted if it is aryl, alkyl or alkylaryl; and R^{11} is SO₂R¹³, SR⁷, COR¹³, N(R^9)₂, NR⁹R¹², OR⁹, phthalimido or succinimido.

3. A compound of claim 1, selected from

35 (1S)-[[(2R,S)-Acetylmercapto-5-phthalimido]pentanoyl-L-leucyl]amino-3-methyl-2-butyrimidazole

(1S)-[[(2S)-Acetylmercapto-5-phthalimido]pentanoyl-L-(S-methyl)cysteinyl]amino-3-methyl-2-butylimidazole.

4. A compound of claim 1, selected from

(1S)-[[(2S)-Acetylmercapto-5-phthalimido]pentanoyl-L-(S-methyl)cysteinyl]amino-2-phenyl-2-butylimidazole

(1S)-[[(2R,S)-Mercapto-5-phthalimido]pentanoyl-L-leucyl]amino-3-methyl-2-butylimidazole

(1S)-[[(2S)-Mercapto-5-phthalimido]pentanoyl-L-(S-methyl)cysteinyl]amino-3-methyl-2-butylimidazole and

(1S)-[[(2S)-Mercapto-5-phthalimido]pentanoyl-L-leucyl]amino-3-methyl-2-butylimidazole and its hydrochloride.

5. A compound of claim 1, selected from

(1S)-[[(2S)-Acetylmercapto-5-succinimido]pentanoyl-L-(S-methyl)cysteinyl]amino-3-methyl-2-butylimidazole

(1S)-[[(2S)-Acetylmercapto-5-succinimido]pentanoyl-L-norvalinyl]amino-3-methyl-2-butylimidazole and

(1S)-[[(2S)-Mercapto-5-phthalimido]pentanoyl-L-(S-methyl)cysteinyl]amino-2-phenyl-2-butylimidazole.

6. A compound of any preceding claim, in the form of a single enantiomer or diastereomer, or a mixture of such isomers.

7. A pharmaceutical composition for use in therapy, comprising a compound of any preceding claim, and a pharmaceutically-acceptable diluent or carrier.

8. A method of treatment or prevention of a condition in a patient, wherein the condition is associated with matrix metalloproteinases or is mediated by $\text{TNF}\alpha$ or L-selectin sheddase, the method including the step of administering to the patient a compound of any one of claims 1 to 6.

9. The method according to claim 8, wherein the condition is selected from cancer, inflammation and inflammatory diseases, tissue degeneration, periodontal disease, ophthalmological disease, dermatological disorders, fever, cardiovascular effects, haemorrhage, coagulation and acute phase response, cachexia and anorexia, acute infection, HIV infection, shock states, graft versus host reactions, autoimmune disease, reperfusion injury, meningitis, migraine.



10. The method according to claim 8, wherein the condition is selected from tumour growth, angiogenesis, tumour invasion and spread, metastases, malignant ascites and malignant pleural effusion.

5 11. The method according to claim 8, wherein the condition is selected from rheumatoid arthritis, osteoarthritis, osteoporosis, asthma, multiple sclerosis, neurodegeneration, Alzheimer's disease, atherosclerosis, stroke, vasculitis, Crohn's disease and ulcerative colitis.

12. The method according to claim 8, wherein the condition is selected from corneal ulceration, retinopathy and surgical wound healing,

10 13. The method according to claim 8, wherein the condition is selected from psoriasis, atopic dermatitis, chronic ulcers or epidermolysis bullosa.

14. The method according to claim 8, wherein the condition is selected from periodontitis and gingivitis.

15 15. The method according to claim 8, wherein the condition is selected from rhinitis, allergic conjunctivitis, eczema and anaphalaxis.

16. The method according to claim 8, wherein the condition is selected from ristonosis, congestive heart failure, endometriosis, atherosclerosis and endosclerosis.

20 17. Compounds of formula (I) according to claim 1 substantially as hereinbefore described with reference to the accompanying examples.

18. A method of treatment or prevention of a condition associated with matrix metalloproteinases or that is mediated by TNF α or L-selection sheddase substantially as hereinbefore described with reference to the accompanying examples.

Dated this twentieth fifth day of August 1999

CHIROSIENCE LIMITED

Patent Attorneys for the Applicant:

F B RICE & CO

