

[54] **WRITING INSTRUMENT STAND**  
 [75] Inventors: **Arnold G. Lockwood, Saunderstown;**  
**Jens von Edler, Cranston, both of R.I.**  
 [73] Assignee: **A. T. Cross Company, Lincoln, R.I.**  
 [\*\*] Term: **14 Years**  
 [21] Appl. No.: **180,027**  
 [22] Filed: **Apr. 11, 1988**  
 [52] U.S. Cl. .... **D19/84; D19/81**  
 [58] Field of Search ..... **D19/65, 75, 77, 78,**  
**D19/81, 84, 85, 95, 99, 100; 206/214; 211/69.1**

D. 286,792 11/1986 Foster ..... D19/84 X

**OTHER PUBLICATIONS**

Farnham Office Supplies & Equipment, 1955, p. 96, see Esterbrook Pen Set, center page-desk copy.  
*Primary Examiner*—Bruce W. Dunkins  
*Assistant Examiner*—Martha Thompson  
*Attorney, Agent, or Firm*—Colucci & Umans

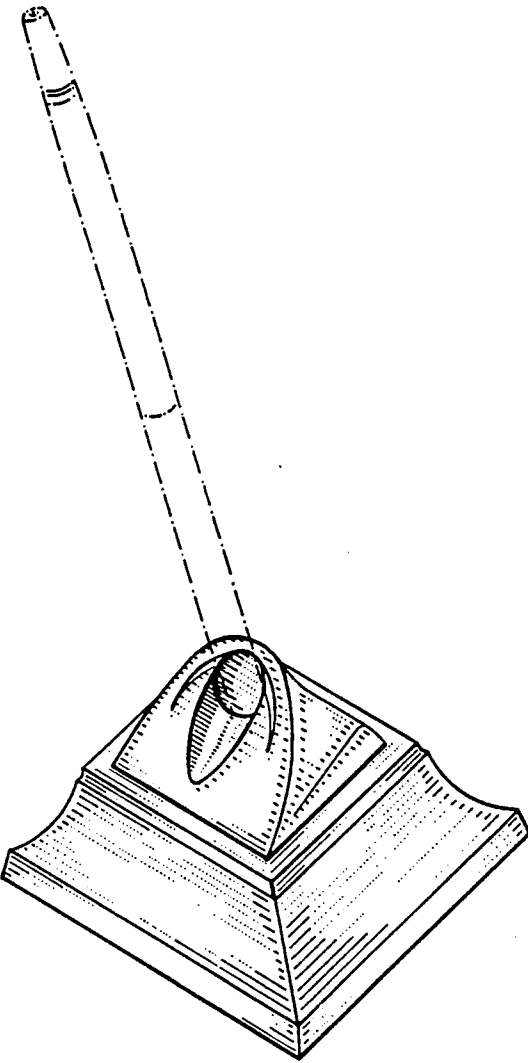
**CLAIM**

[57] The ornamental design for a writing instrument stand, as shown and described.

**DESCRIPTION**

FIG. 1 is a top right, front perspective view of a writing instrument stand showing my new design; FIG. 2 is a top plan view thereof; FIG. 3 is a front elevational view thereof; FIG. 4 is a rear elevational view thereof; and FIG. 5 is a right side elevational view, the left side being a mirror image thereof.  
 The writing instrument depicted by means of broken lines in FIG. 1 is for illustrative purposes only and forms no part of the claimed design. The bottom surface of the writing instrument stand is flat and unornamented.

[56] **References Cited**  
**U.S. PATENT DOCUMENTS**  
 D. 28,024 12/1897 Esser ..... D19/84 X  
 D. 70,905 8/1926 Salz ..... D19/84 X  
 D. 76,357 9/1928 Shoemaker ..... D19/84  
 D. 147,265 8/1947 Gardiner ..... D19/84 X  
 D. 183,207 7/1958 Doman et al. .... D19/84  
 D. 187,827 5/1960 Bunn ..... D19/84  
 D. 187,828 5/1960 Bunn ..... D19/84  
 D. 190,401 5/1961 Eckhart ..... D19/84 X  
 D. 222,729 12/1971 Enseki et al. .... D19/84  
 D. 233,176 10/1974 Koch ..... D19/84 X



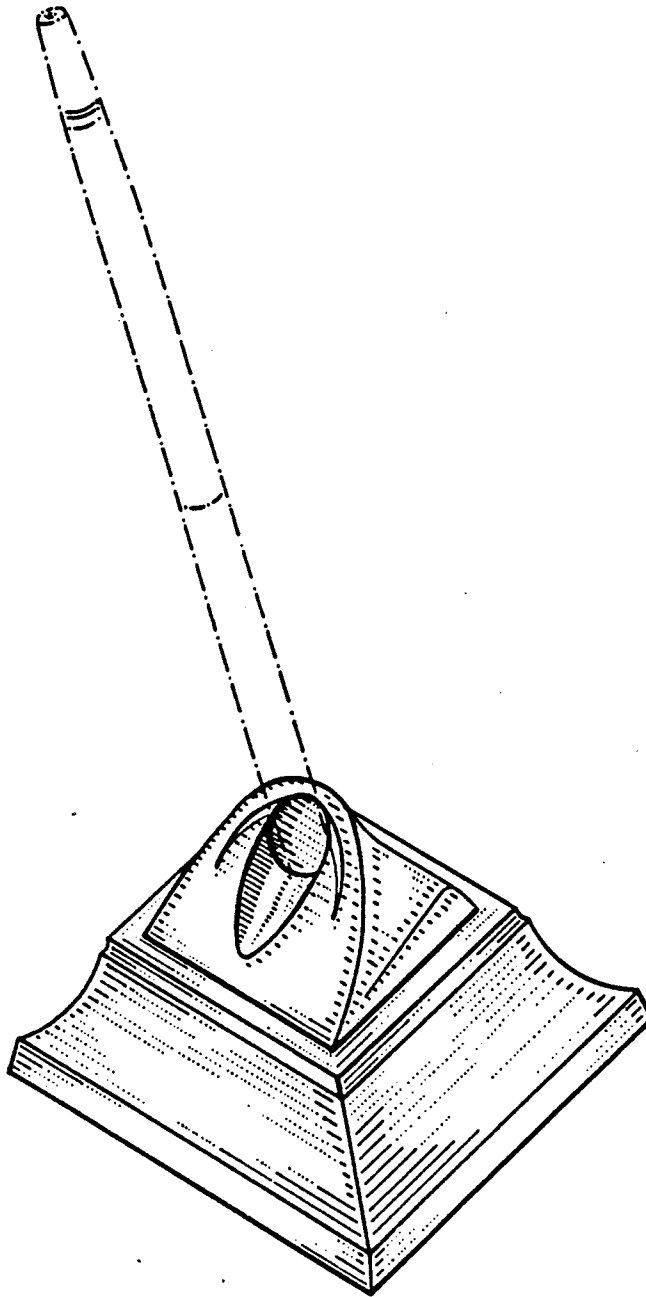
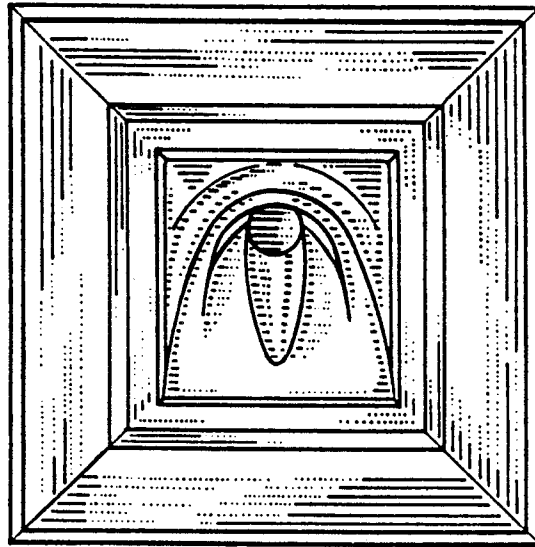
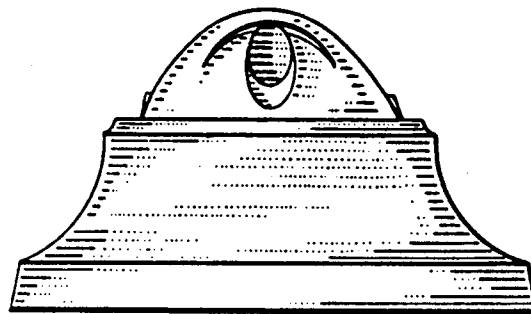


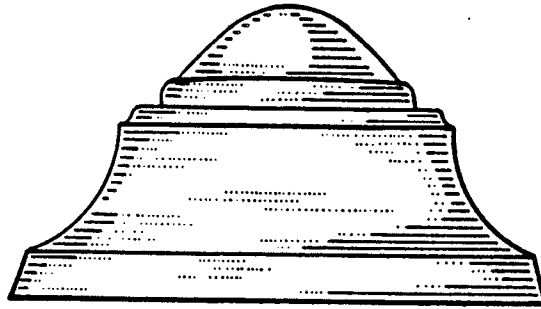
FIG. 1



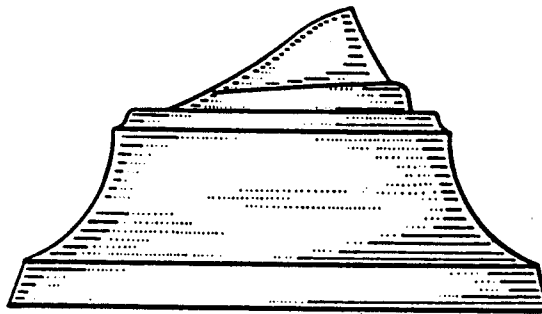
*FIG. 2*



*FIG. 3*



**FIG. 4**



**FIG. 5**