



(86) Date de dépôt PCT/PCT Filing Date: 2003/07/08
(87) Date publication PCT/PCT Publication Date: 2004/01/15
(85) Entrée phase nationale/National Entry: 2005/01/05
(86) N° demande PCT/PCT Application No.: IB 2003/002696
(87) N° publication PCT/PCT Publication No.: 2004/005250
(30) Priorités/Priorities: 2002/07/08 (724/DEL/2002) IN;
2003/05/05 (10/429,609) US

(51) Cl.Int.⁷/Int.Cl.⁷ C07D 207/34, A61K 31/40

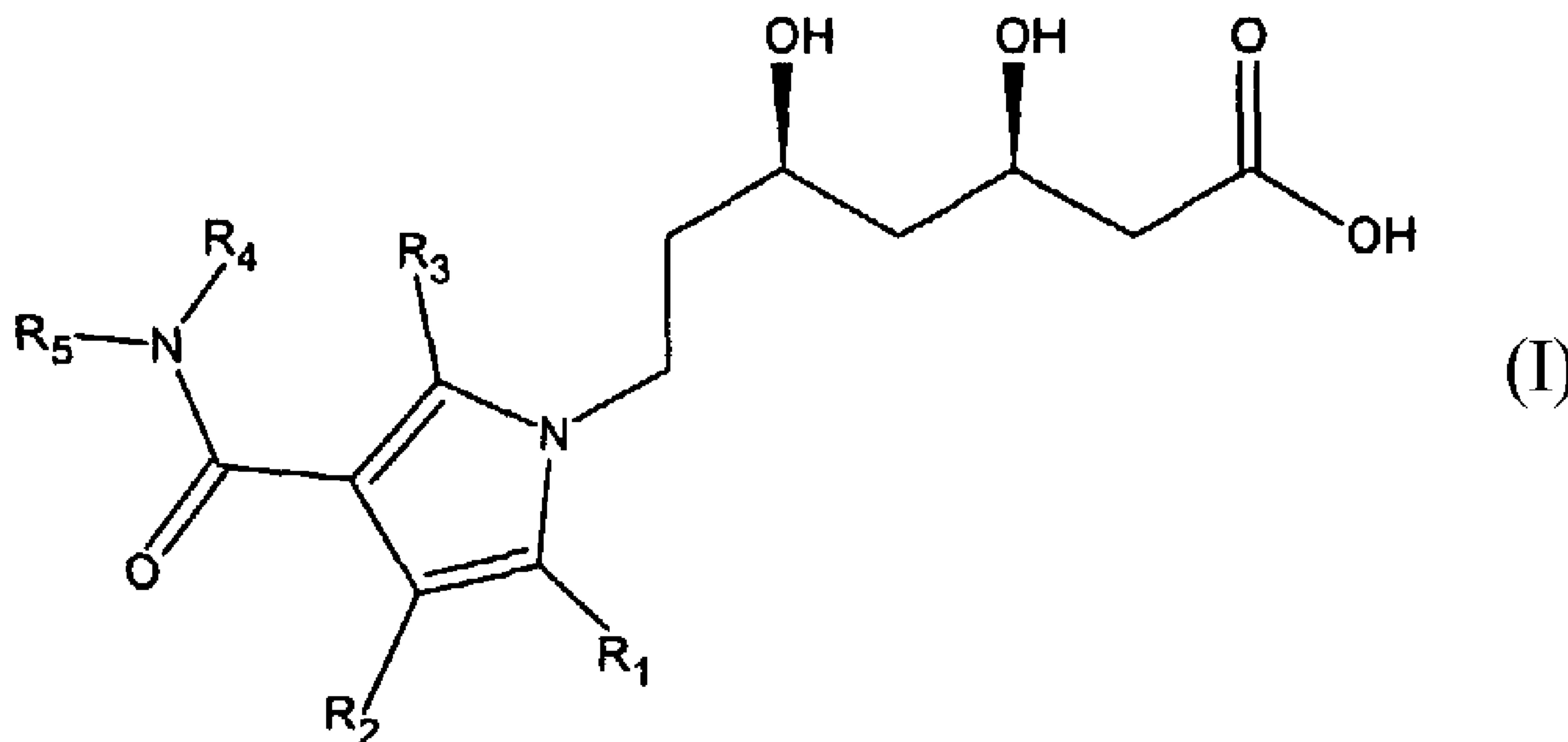
(71) Demandeur/Applicant:
RANBAXY LABORATORIES LIMITED, IN

(72) Inventeurs/Inventors:
KUMAR, YATENDRA, IN;
ARYAN, RAM CHANDER, IN;
SATTIGERI, JITENDRA, IN;
SALMAN, MOHAMMAD, IN;
SHANKAR, GOWRI, IN;
BHUSHAN, KUMAR HARI, IN;
PANDYA, BHARGAV R., IN;
SHARMA, RAMNIK, IN

(74) Agent: GOWLING LAFLEUR HENDERSON LLP

(54) Titre : INHIBITEURS DE LA HMG-CoA REDUCTASE

(54) Title: HMG-CoA REDUCTASE INHIBITORS



(57) Abrégé/Abstract:

The invention relates to particular hydroxyl and protected hydroxyl derivatives of compounds known to be useful as HMG CoA-reductase inhibitors. In particular, herein are provided hydroxyl and protected hydroxyl compounds of Formula I and their corresponding lactones.



(12) INTERNATIONAL APPLICATION PUBLISHED UNDER THE PATENT COOPERATION TREATY (PCT)

(19) World Intellectual Property
Organization
International Bureau



(43) International Publication Date
15 January 2004 (15.01.2004)

PCT

(10) International Publication Number
WO 2004/005250 A1

(51) International Patent Classification⁷: C07D 207/34,
A61K 31/40

842001 (IN). PANDYA, Bhargav R. [IN/IN]; 7, Vallabh Apartment, Maniyasha, Maninagar (East), Ahmedabad, Gujarat 380008 (IN). SHARMA, Ramnik [IN/IN]; H. No. 1406-A/4, Shukul Kund Road, Ambala City, Haryana 134 003 (IN).

(21) International Application Number:
PCT/IB2003/002696

(22) International Filing Date: 8 July 2003 (08.07.2003)

(74) Common Representative: RANBAXY LABORATORIES LIMITED; c/o DESHMUKH, Jay R., 600 College Road East, Suite 2100, Princeton, NJ 08540 (US).

(25) Filing Language: English

(26) Publication Language: English

(81) Designated States (*national*): AE, AG, AL, AM, AT, AU, AZ, BA, BB, BG, BR, BY, BZ, CA, CH, CN, CO, CR, CU, CZ, DE, DK, DM, DZ, EC, EE, ES, FI, GB, GD, GE, GH, GM, HR, HU, ID, IL, IN, IS, JP, KE, KG, KP, KR, KZ, LC, LK, LR, LS, LT, LU, LV, MA, MD, MG, MK, MN, MW, MX, MZ, NI, NO, NZ, OM, PG, PH, PL, PT, RO, RU, SC, SD, SE, SG, SK, SL, SY, TJ, TM, TN, TR, TT, TZ, UA, UG, US, UZ, VC, VN, YU, ZA, ZM, ZW.

(30) Priority Data:
724/DEL/2002 8 July 2002 (08.07.2002) IN
10/429,609 5 May 2003 (05.05.2003) US

(71) Applicant (*for all designated States except US*): RANBAXY LABORATORIES LIMITED [IN/IN]; 19, Nehru Place, New Delhi 110 019 (IN).

(72) Inventors; and

(75) Inventors/Applicants (*for US only*): KUMAR, Yatendra [IN/IN]; U-26/5, Phase - III, DLF Qutab Enclave, Haryana, Gurgaon 122 001 (IN). ARYAN, Ram, Chander [IN/IN]; 1066, Sector A, Pocket A, Vasant Kunj, New Delhi 110 070 (IN). SATTIGERI, Jitendra [IN/IN]; N-323, Vijay Rattan Vihar, Sector 15-11, Haryana, Gurgaon 122 001 (IN). SALMAN, Mohammad [IN/IN]; P-2/19, DLF City, Phase - II, Haryana, Gurgaon 122 001 (IN). SHANKAR, Gowri [IN/IN]; 74, Asiad Village, New Delhi 110 049 (IN). BHUSHAN, Kumar, Hari [IN/IN]; Vill. Bhadva, P.O. Chotaipatti, Distt. Darbhanga, Bihar

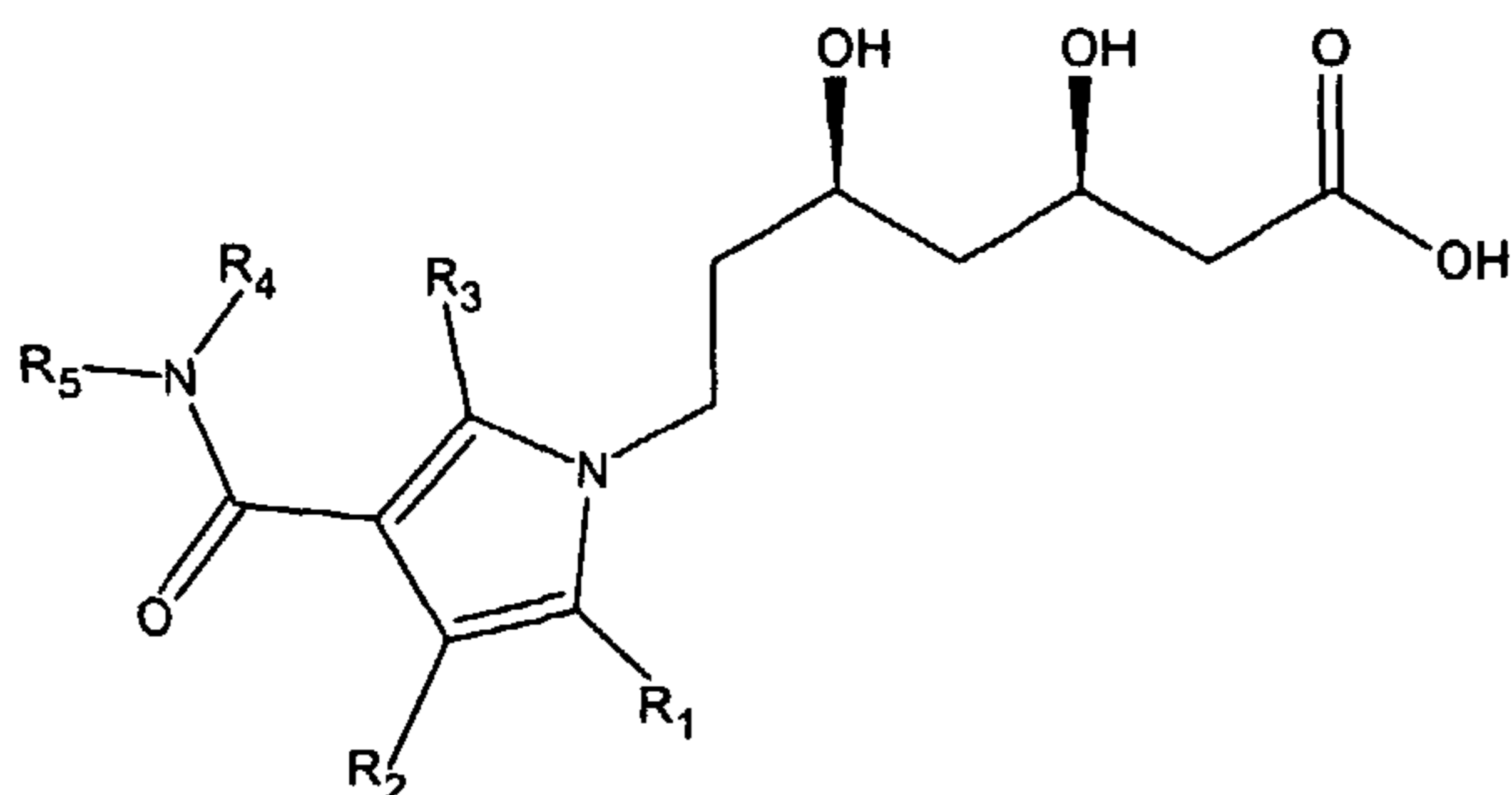
(84) Designated States (*regional*): ARIPO patent (GH, GM, KE, LS, MW, MZ, SD, SL, SZ, TZ, UG, ZM, ZW), Eurasian patent (AM, AZ, BY, KG, KZ, MD, RU, TJ, TM), European patent (AT, BE, BG, CH, CY, CZ, DE, DK, EE, ES, FI, FR, GB, GR, HU, IE, IT, LU, MC, NL, PT, RO, SE, SI, SK, TR), OAPI patent (BF, BJ, CF, CG, CI, CM, GA, GN, GQ, GW, ML, MR, NE, SN, TD, TG).

Published:

— with international search report

For two-letter codes and other abbreviations, refer to the "Guidance Notes on Codes and Abbreviations" appearing at the beginning of each regular issue of the PCT Gazette.

(54) Title: HMG-COA REDUCTASE INHIBITORS



(I)

(57) Abstract: The invention relates to particular hydroxyl and protected hydroxyl derivatives of compounds known to be useful as HMG CoA-reductase inhibitors. In particular, herein are provided hydroxyl and protected hydroxyl compounds of Formula I and their corresponding lactones.



WO 2004/005250 A1

HMG CoA-REDUCTASE INHIBITORS**FIELD OF THE INVENTION**

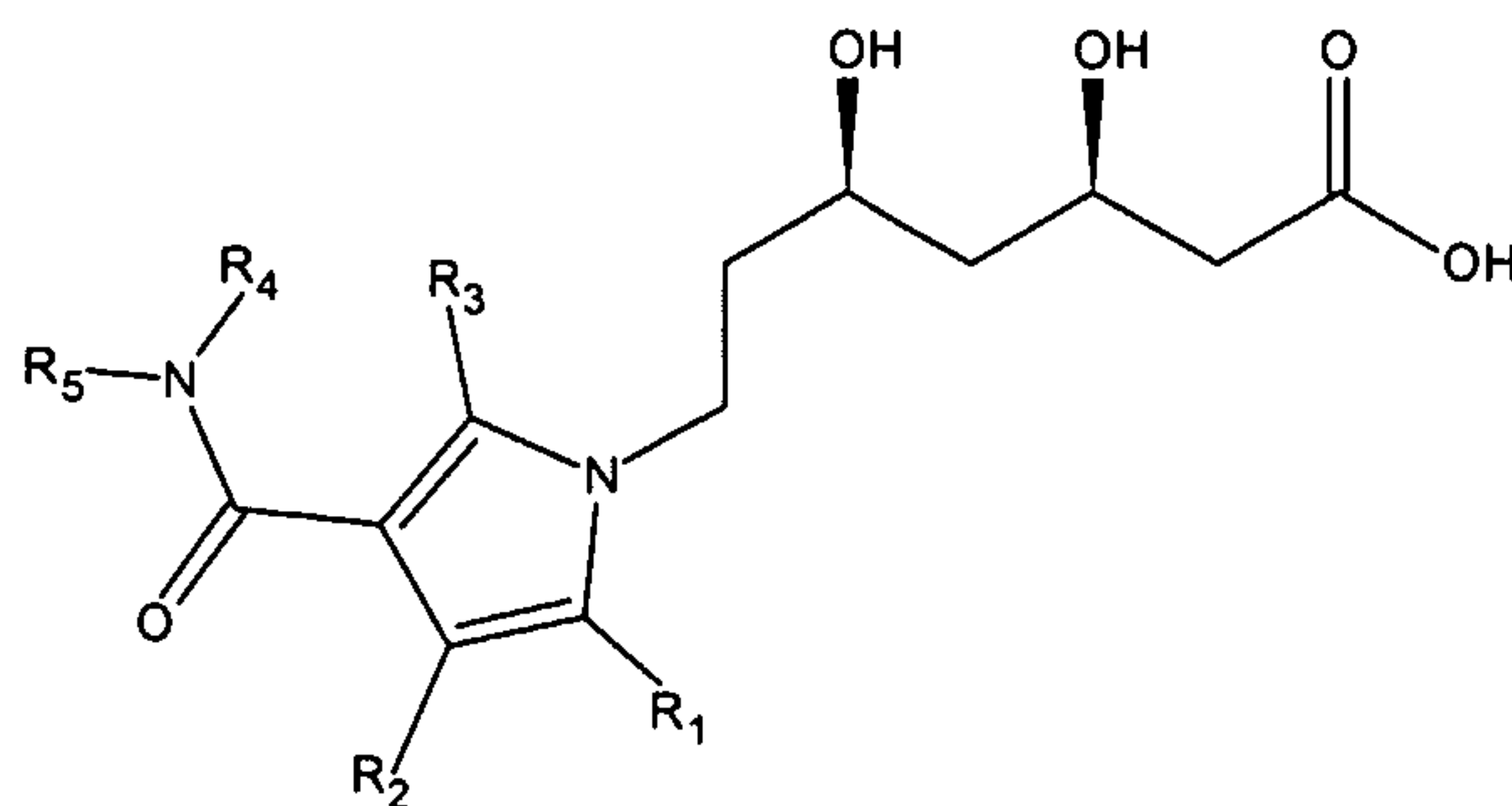
5 The invention relates to particular hydroxyl and protected hydroxyl derivatives of compounds known to be useful as HMG CoA-reductase inhibitors.

BACKGROUND OF THE INVENTION

U.S. Patent No. 4,681,893 discloses compounds including trans (\pm)-5-(4-fluorophenyl)-2-(1-methylethyl)-N, 4-diphenyl-1-[2-(tetrahydro-4-hydroxy-6-oxo-2H-pyran-2-yl)ethyl]-1H-pyrrole-3-carboxamides, and the corresponding ring-opened acids
 10 derived therefrom, and pharmaceutically acceptable salts thereof. U.S. Patent No. 5,273,995 describes the optically pure compound, [R-(R*,R*)]-2-(4-fluorophenyl)- β,δ -dihydroxy-5-(1-methylethyl)-3-phenyl-4-(phenylamino)carbonyl]-1H-pyrrole-1-heptanoic acid, pharmaceutically acceptable salts thereof, and the corresponding cyclized lactone
 15 forms. U.S. Patent No. 5,385,929 discloses certain phenyl hydroxy derivatives of the compounds disclosed in U.S. Patent No. 5,273,995, and that such phenyl hydroxy derivatives are also active as inhibitors of the biosynthesis of cholesterol.

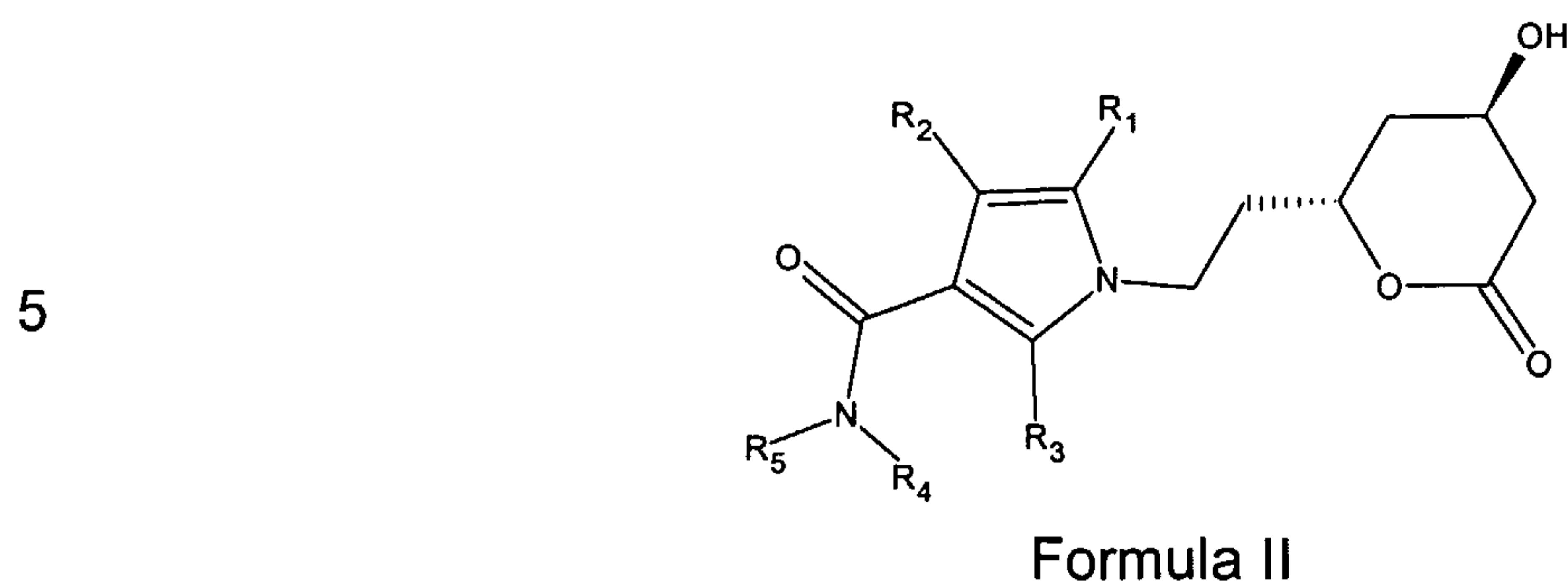
SUMMARY OF THE INVENTION

Herein are provided new hydroxylated and protected hydroxylated compounds
 20 which act as inhibitors of the activity of HMG CoA-reductase, formulations containing the same, and methods for treating subjects suffering from hypercholesterolemia by administering directly such hydroxylated or protected hydroxylated compounds. In particular, herein are provided hydroxyl and protected hydroxyl compounds of Formula I



Formula I

and the corresponding lactones of Formula II



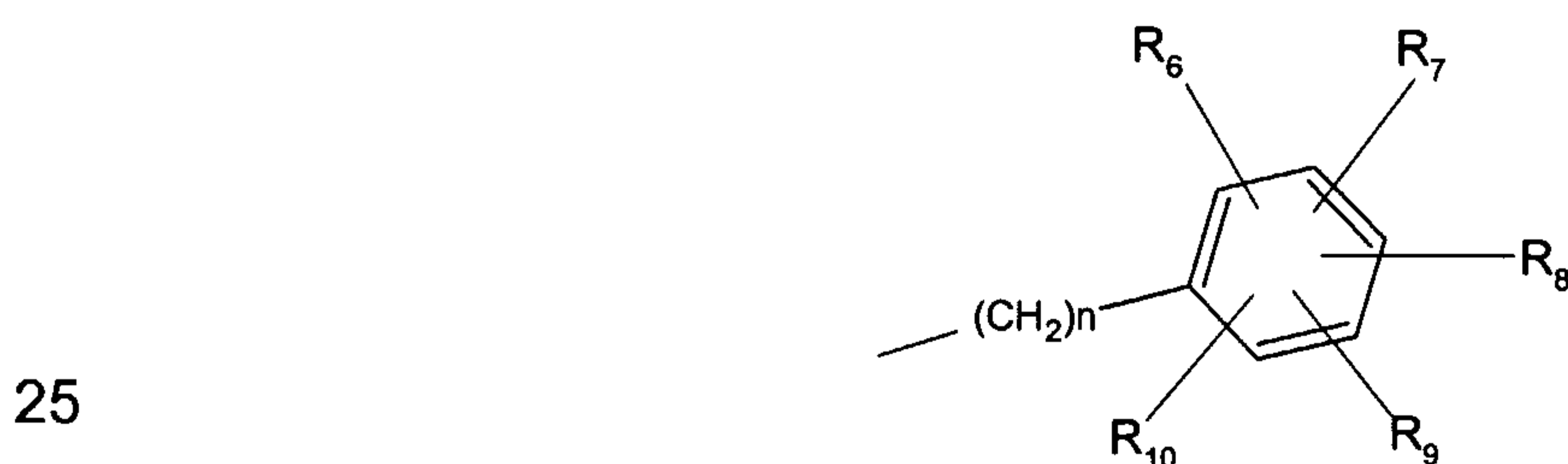
10 where

R_1 is C_1 - C_6 alkyl; C_3 - C_7 cycloalkyl; or unsubstituted or optionally substituted phenyl having the phenyl substituents halogen, C_1 - C_6 alkyl, cyano or C_1 - C_3 perfluoroalkyl;

R_2 is unsubstituted or optionally substituted phenyl having the phenyl substituents cyano; acetyl; or unsubstituted or optionally substituted amino having the amino substituents C_1 -
15 C_6 alkyl, C_3 - C_7 cycloalkyl, or acetyl;

R_3 is unsubstituted or optionally substituted C_1 - C_6 alkyl or C_3 - C_7 cycloalkyl having the alkyl or cycloalkyl substituents halogen; perfluoroalkyl; unsubstituted or optionally substituted amino having the amino substituents C_1 - C_6 alkyl, C_3 - C_7 cycloalkyl, or acetyl; hydroxyl; C_1 - C_3 alkoxy; protected hydroxyl; carboxyl; or C_1 - C_3 alkoxy carbonyl;

20 R_4 and R_5 are independently hydrogen; C_1 - C_6 alkyl; C_1 - C_3 cycloalkyl; or

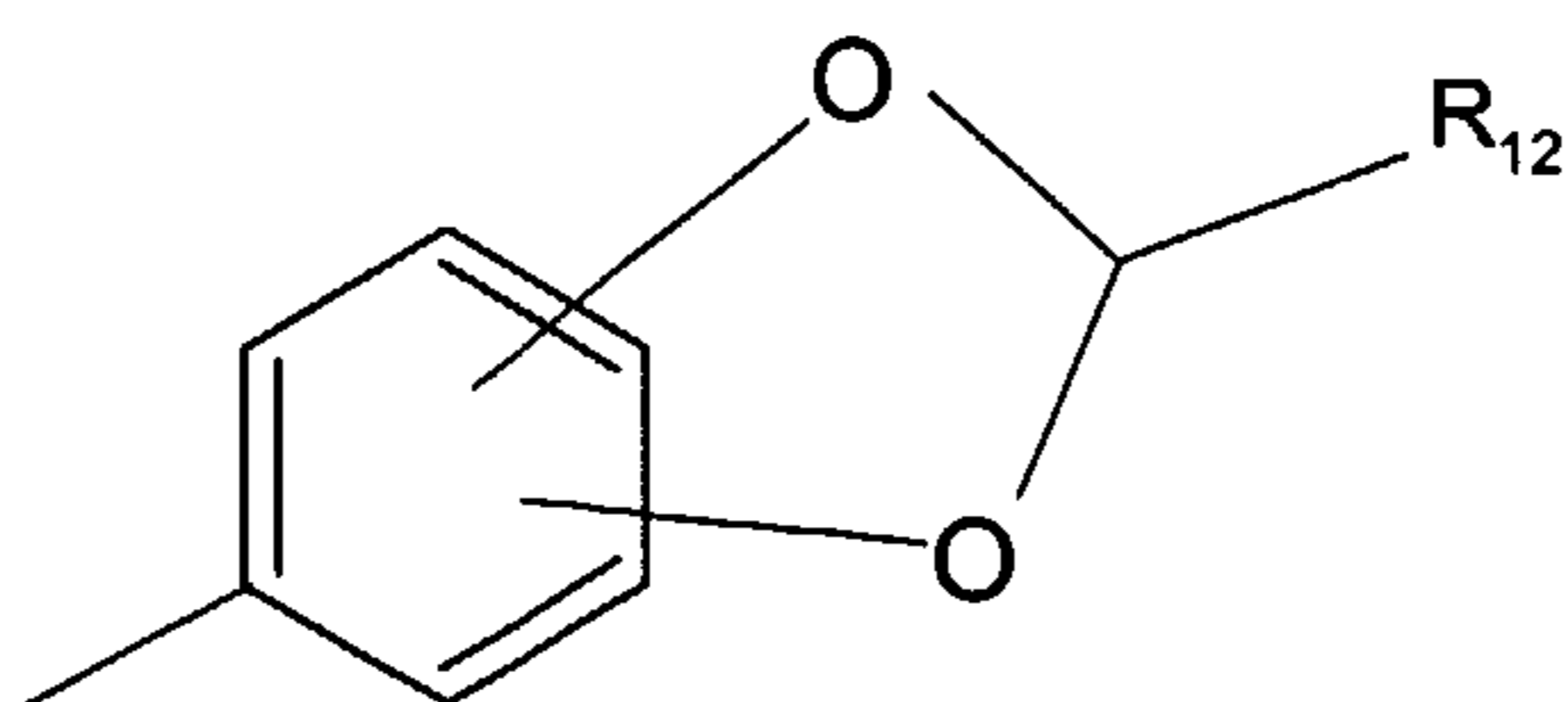


wherein $n = 0$ or 1 and R_6 , R_7 , R_8 , R_9 & R_{10} are independently selected from hydrogen; halogen; hydroxyl; protected hydroxyl; C_1 - C_6 alkoxy; unsubstituted or optionally

30 substituted C_1 - C_6 alkyl having the alkyl substituents hydroxyl or protected hydroxyl; unsubstituted or optionally substituted amino having the amino substituents $SO_2 R_{11}$, $CO R_{11}$, $CONH R_{11}$, wherein R_{11} is C_1 - C_6 alkyl, or aryl; cyano; acetyl; trifluoromethyl; C_1 - C_6

alkoxycarbonyl; or two successive positions of the phenyl ring substituted by an unsubstituted or optionally substituted methylene dioxy group having the structure

5



wherein R_{12} is C_1 - C_3 alkyl;

10 and the pharmaceutically acceptable salts, tautomers, racemates, pure enantiomers or diastereoisomers, and solvates thereof. In particular embodiments, when $n=0$ at least one of R_6 , R_7 , R_8 , R_9 & R_{10} is hydroxyl or protected hydroxyl, and in other particular embodiments, if only one of R_6 , R_7 , R_8 , R_9 & R_{10} is hydroxyl or protected hydroxyl, then at least one of the other substituents is not hydrogen.

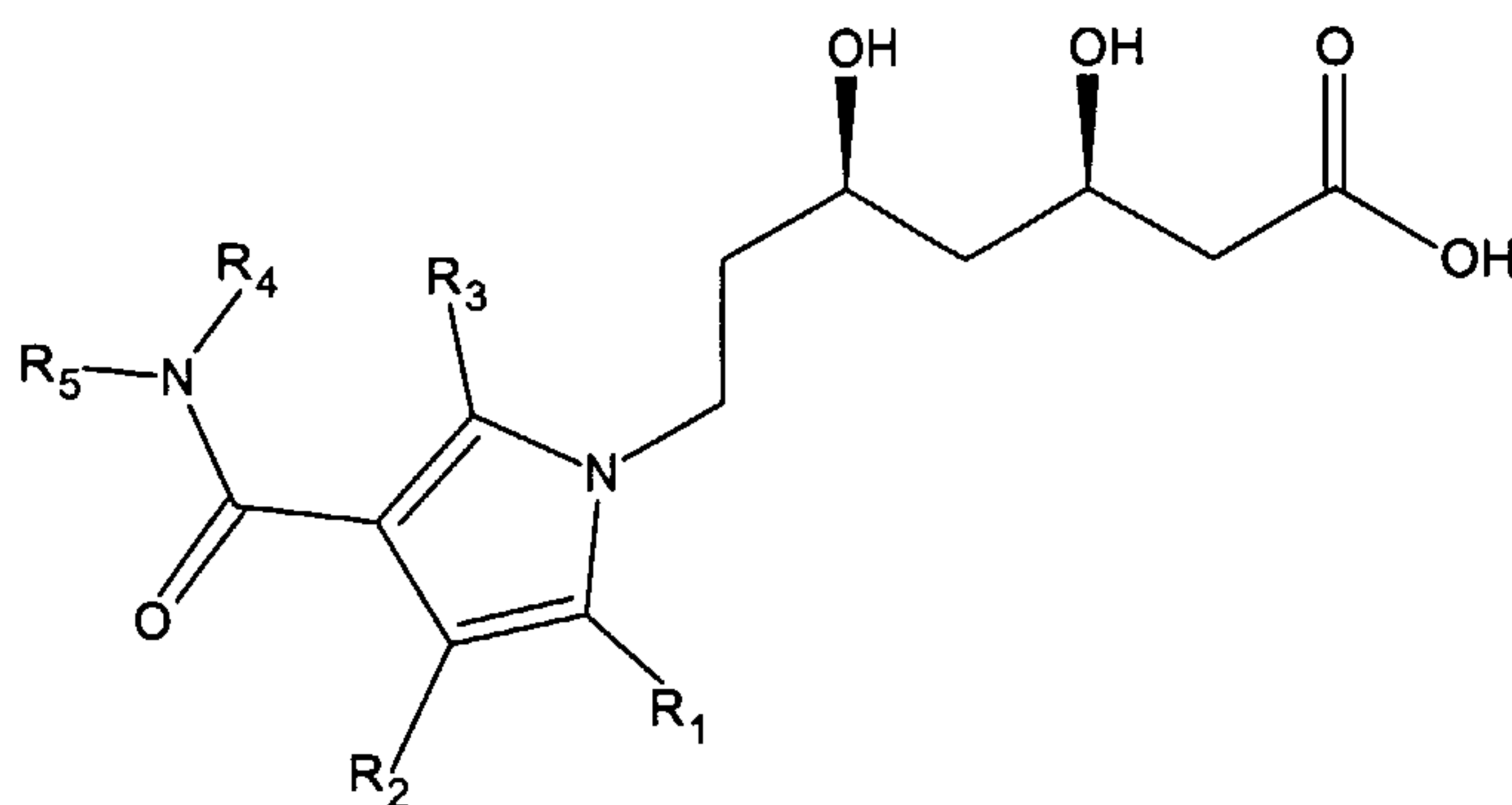
15 These compounds are believed to be potent inhibitors of cholesterol biosynthesis by virtue of their ability to inhibit the enzyme 3-hydroxy-3-methylglutaryl coenzyme A reductase (HMG-CoA reductase). Pharmaceutical formulations comprising heptanoic acids of Formula I, or lactones of Formula II, and their pharmaceutically acceptable salts tautomers, racemates, pure enantiomers or diastereoisomers, and solvates thereof,
 20 together with a pharmaceutically acceptable carrier are provided hererin. Further, methods of treating mammals suffering from conditions of hypercholesterolemia by administering pharmaceutical formulations described herein are provided.

DETAILED DESCRIPTION OF THE INVENTION

Atorvastatin, a HMG CoA reductase inhibitor, has been reported to be metabolize,
 25 by the action of cytochrome P450 3A4, to ortho- and parahydroxylated derivatives and various beta-oxidation products. *In vitro* inhibition of HMG-CoA reductase by ortho- and parahydroxylated metabolites can occur. These compounds are metabolized *in vivo* to particular phenyl hydroxy derivatives, which are active. It is reported that almost 70% of the HMG Co-A reductase inhibition associated with atorvastatin is attributable to the
 30 action of active metabolites (*Drug*, (1991), 53(5), 828-847).

The compounds described herein can be in their ring-opened hydroxy-acid forms, or in the form of their pharmaceutically acceptable salts, solvates, tautomers and N-oxides. The chiral centers can be either racemic or stereo-pure states. Pharmaceutically acceptable salts include sodium, potassium, magnesium, zinc, calcium, zinc, iron, aluminium, ammonium, quaternary ammonium, etc. Salts with organic bases, such as N-methylglucamine, etc. can also be used.

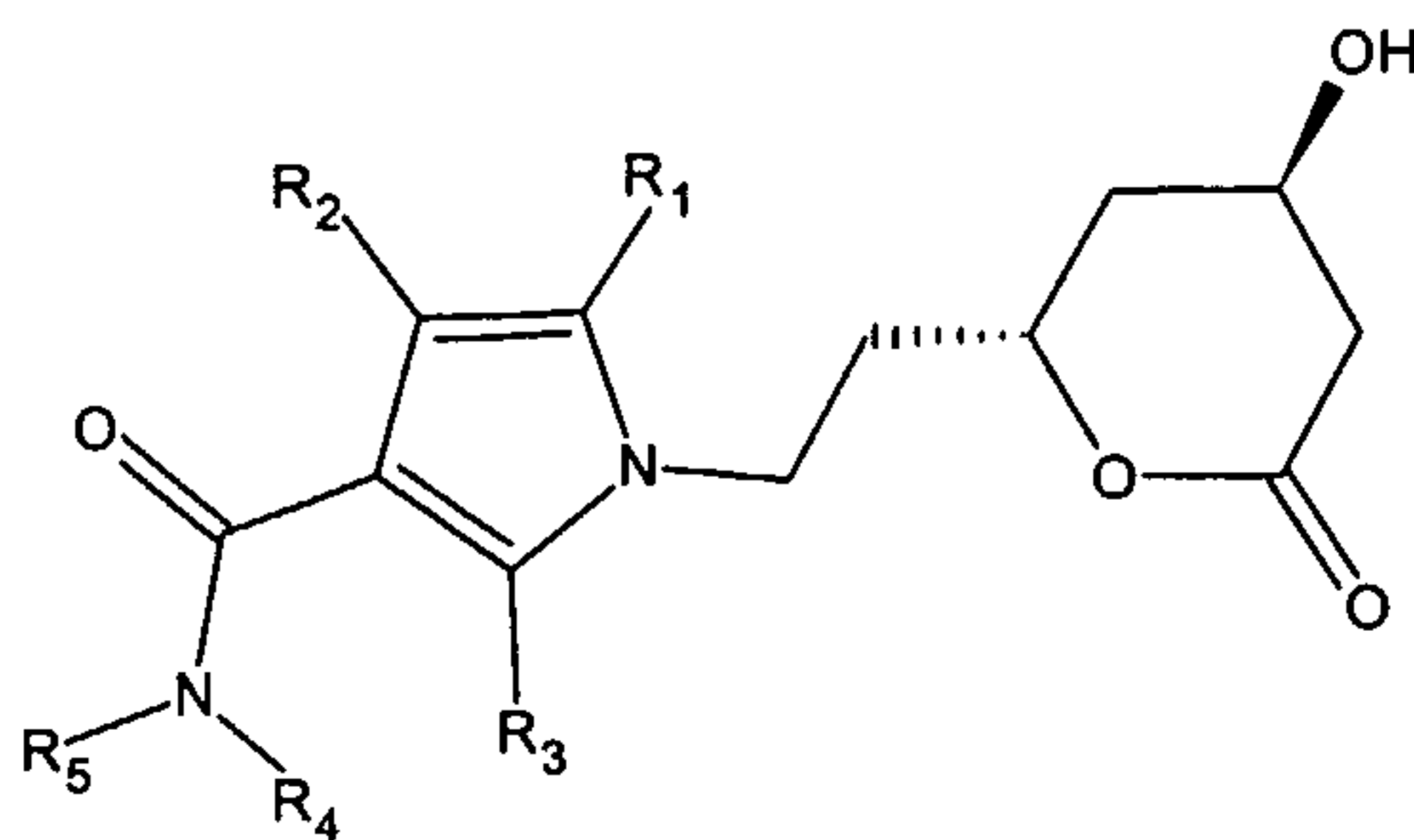
In one embodiment, there are provided compounds of Formula I



Formula I

wherein R_1 , R_2 , R_3 , R_4 and R_5 are as defined above, and the pharmaceutically acceptable salts, tautomers, racemates, pure enantiomers or diastereoisomers, and solvates of the compounds of Formula I.

In a further embodiment, provided herein are compounds of Formula II



Formula II

wherein R_1 , R_2 , R_3 , R_4 and R_5 are as defined above, and the tautomers, racemates, pure enantiomers or diastereoisomers, and solvates of the compounds of Formula II.

In a further embodiment, pharmaceutical preparations of the disclosed compounds are provided. In yet a further embodiment, methods of inhibiting cholesterol synthesis in

an animal comprising administering the disclosed compounds or pharmaceutical compositions are provided. In still a further embodiment, methods of treating a mammal suffering from conditions of hypercholesterolemia by administering the disclosed compounds or pharmaceutical compositions are provided.

5 The following compounds are illustrative of particular embodiments:

7-[3-(2,4-dimethoxyphenylcarbonyl)-5-(4-fluorophenyl)-2-(1-methylethyl)-4-phenyl-pyrrol-1-yl]-3R, 5R-dihydroxy-heptanoic acid calcium salt

7-[3-(2-methoxy-4-hydroxyphenylcarbonyl)-5-(4-fluorophenyl)-2-(1-methylethyl)-4-phenyl-pyrrol-1-yl]-3R, 5R-dihydroxy-heptanoic acid calcium salt

10 7-[3-(2,4-dihydroxyphenylcarbonyl)-5-(4-fluorophenyl)-2-(1-methylethyl)-4-phenyl-pyrrol-1-yl]-3R, 5R-dihydroxy-heptanoic acid calcium salt

7-[2-cyclopropyl-3-(2,4-dimethoxyphenylcarbonyl)-5-(4-fluorophenyl)-4-phenyl-pyrrol-1-yl]-3R, 5R-dihydroxy-heptanoic acid calcium salt

15 7-[3-(2,4-dimethoxyphenylcarbonyl)-4,5-diphenyl-5-(4-fluorophenyl)-2-(1-methylethyl)-pyrrol-1-yl]-3R, 5R-dihydroxy-heptanoic acid calcium salt

7-[4,5-bis(4-fluorophenyl)-3-(2,4-dimethoxyphenylcarbonyl)-2-(1-methylethyl)-pyrrol-1-yl]-3R, 5R-dihydroxy-heptanoic acid calcium salt

7-[3-(3,5-dimethoxyphenylcarbonyl)-5-(4-fluorophenyl)-2-(1-methylethyl)-4-phenyl-pyrrol-1-yl]-3R, 5R-dihydroxy-heptanoic acid calcium salt

20 7-[3-(3,4-dimethoxyphenylcarbonyl)-5-(4-fluorophenyl)-2-(1-methylethyl)-4-phenyl-pyrrol-1-yl]-3R, 5R-dihydroxy-heptanoic acid calcium salt

7-[4,5-bis(4-fluorophenyl)-2-cyclopropyl-3-(2,4-dimethoxyphenylcarbonyl)-pyrrol-1-yl]-3R, 5R-dihydroxy-heptanoic acid calcium salt

25 7-[5-(3,4-difluorophenyl)-3-(2,4-dihydroxyphenylcarbonyl)-2-(1-methylethyl)-4-(4-fluorophenyl)-pyrrol-1-yl]-3R, 5R-dihydroxy-heptanoic acid calcium salt

7-[2-cyclopropyl-5-(3,4-difluorophenyl)-3-(2,4-dihydroxyphenylcarbonyl)-4-(4-fluorophenyl)-pyrrol-1-yl]-3R, 5R-dihydroxy-heptanoic acid calcium salt

7-[5-(3,4-difluorophenyl)-3-(2,4-dihydroxyphenylcarbamoyl)-2-(1-methylethyl)-4-phenyl-pyrrol-1-yl]-3R, 5R-dihydroxy-heptanoic acid calcium salt

7-[5-(3,4-difluorophenyl)-3-(2,4-dimethoxycarbamoyl)-4-(4-fluorophenyl)-2-(1-methylethyl)-pyrrol-1-yl]-3R, 5R-dihydroxy-heptanoic acid calcium salt

5 7-[2-cyclopropyl-5-(3,4-difluorophenyl)-3-(2,4-dimethoxycarbamoyl)-4-(4-fluorophenyl)-pyrrol-1-yl]-3R, 5R-dihydroxy-heptanoic acid calcium salt

7-[5-(3,4-difluorophenyl)-3-(2,4-dimethoxycarbamoyl)-2-(1-methylethyl)-4-phenyl-pyrrol-1-yl]-3R, 5R-dihydroxy-heptanoic acid calcium salt

The compounds of this invention can be used as hypocholesterolemic or
 10 hypolipidemic agents by virtue of their ability to inhibit the biosynthesis of cholesterol through inhibition of the enzyme 3-hydroxy-3-methylglutaryl-coenzyme A reductase (HMG-CoA reductase).

The compounds described herein have been screened in an in-vitro HMG-CoA reductase enzyme assay as described by Kubo et al., *Endocrinology*, 120, 214 (1987); and
 15 Hellar et al., *Biochem. Biophys. Res. Comm.*, 50, 859 (1973).

HMG-CoA reductase is regarded as a rate-limiting enzyme in cholesterol biosynthesis, catalyzing the following reaction:

$[^{14}\text{C}] \text{ HMG-CoA} + 2\text{NADPH} + 2\text{H}^+ \rightarrow [^{14}\text{C}] \text{ mevalonate} + \text{CoA} + 2\text{NADP}^+$
 microsomes, utilizing 2.5 mM $[^{14}\text{C}] \text{ HMG-CoA}$ as a substrate.

20 The reaction was carried out in presence of 100 mM KH_2PO_4 , 20 mM G-6-P, 2.5 mM NADPH, 10 mM EDTA, 5 mM DTT and 1.4 G-6-P dehydrogenase, at 37°C for 15 minutes and quantitating $[^{14}\text{C}] \text{ mevalonate}$ as an end product. For IC_{50} determinations, the compounds were dissolved in 1% dimethylsulfoxide, and were preincubated with liver microsomes at 37°C for 30 minutes. The activity of several representative examples of
 25 particular compounds appears in Table 1, and is compared with that of atorvastatin.

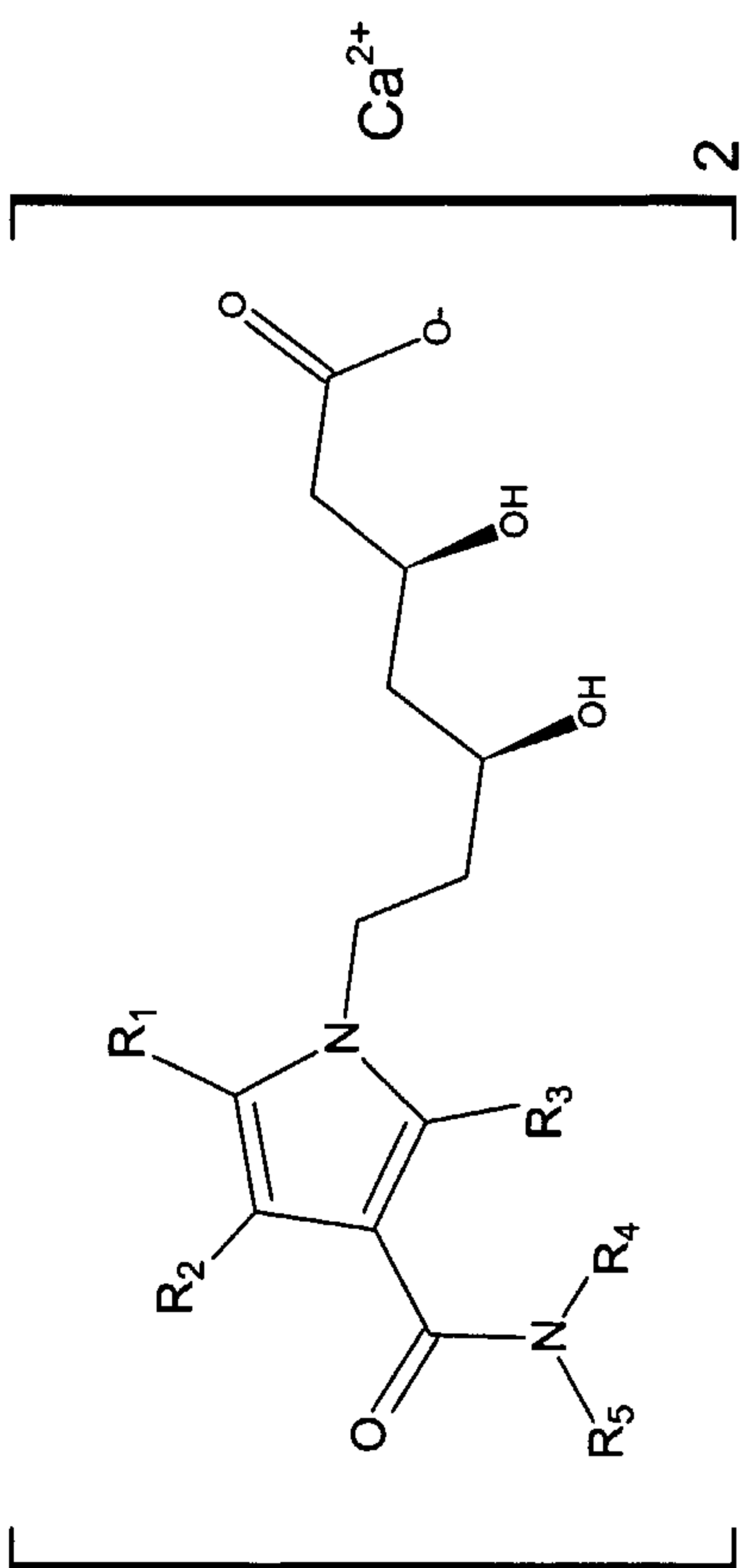


Table 1

S.No.	R ₁	R ₂	R ₃	R ₄	R ₅	IC ₅₀ (pM)
1	4-Fluorophenyl	Phenyl	Isopropyl	Hydrogen	2-Methoxy-4-hydroxyphenyl	22
2	4-Fluorophenyl	Phenyl	Isopropyl	Hydrogen	2,4-Dihydroxyphenyl	7.93
3	4-Fluorophenyl	Phenyl	Cyclopropyl	Hydrogen	2,4-Dimethoxyphenyl	9.48
4	4-Fluorophenyl	Phenyl	Isopropyl	Hydrogen	2,4-Dimethoxyphenyl	49 (mM)
5	Phenyl	Phenyl	Isopropyl	Hydrogen	2,4-Dimethoxyphenyl	56.3
6	4-Fluorophenyl	4-Fluorophenyl	Isopropyl	Hydrogen	2,4-Dimethoxyphenyl	17.2
Atorvastatin	4-Fluorophenyl	Phenyl	Isopropyl	Hydrogen	Phenyl	64.6

The activities of several phenylhydroxy compounds disclosed in United States Patent No. 5,385,929 were compared to that of atorvastatin in similar experiments, and the results are presented in Table 2.

Table 2

	IC ₅₀ (nM) on HMG CoA Reductase
Atorvastatin	0.525
Para-hydroxyatorvastatin	0.476
Ortho-hydroxyatorvastatin	0.264
Meta-hydroxyatorvastatin	0.199

- 5 Thus, in comparison, the monohydroxy compounds were about 1-2.5 times more active than atorvastatin.

The compounds disclosed herein can be formulated with conventional carriers and excipients, and administered to animals for inhibiting the biosynthesis of cholesterol. For preparing pharmaceutical compositions from the disclosed compounds, inert,
 10 pharmaceutically acceptable carriers can be either solid or liquid. Solid form preparations include powders, tablets, dispersible granules, capsules, cachets, and suppositories. A solid carrier can be one or more substances which may also act as diluents, flavoring agents, solubilizers, lubricants, suspending agents, binders, or tablet disintegrating agents; it can also be an encapsulating material. In powders, the carrier is a finely divided solid
 15 which is in a mixture with the finely divided active component. In tablets, the active compound is mixed with the carrier having the necessary binding properties in suitable proportions and compacted in the shape and size desired. For preparing suppositories, a low-melting wax such as a mixture of fatty acid glycerides and cocoa butter is first melted, and the active ingredient is dispersed therein by, for example, stirring. The molten
 20 homogeneous mixture is then poured into convenient sized molds and allowed to cool and solidify.

Powders and tablets can contain between about 5 and about 70% by weight of the active ingredient. Suitable carriers are magnesium carbonate, magnesium stearate, talc, lactose, sugar, pectin, dextrin, starch, tragacanth, methyl cellulose, sodium carboxymethyl
 25 cellulose, a low-melting wax, cocoa butter, and the like.

The term "preparation" is intended to include the formulation of the active compound with encapsulating material as a carrier providing a capsule in which the active component (with or without other carriers) is surrounded by a carrier, which is thus in association with it. In a similar manner, cachets are also included. Tablets, powders, 5 cachets, and capsules can be used as solid dosage forms suitable for oral administration.

Liquid form preparations include solutions suitable for oral or parenteral administration, or suspensions and emulsions suitable for oral administration. Sterile water solutions of the active component or sterile solutions of the active component in solvents comprising water, ethanol, or propylene glycol may be mentioned as examples of 10 liquid preparations suitable for parenteral administration. Sterile solutions may be prepared by dissolving the active component in the desired solvent system, and then passing the resulting solution through a membrane filter to sterilize it or, alternatively, by dissolving the sterile compound in a previously sterilized solvent under sterile conditions. Aqueous solutions for oral administration can be prepared by dissolving the active 15 compound in water and adding suitable flavorants, coloring agents, stabilizers, and thickening agents as desired. Aqueous suspensions for oral use can be made by dispersing the finely divided active component in water together with a viscous material such as natural or synthetic gums, resins, methyl cellulose, sodium carboxymethyl cellulose, and other suspending agents known to the pharmaceutical formulation art.

20 In particular embodiments, the pharmaceutical preparation is in unit dosage form. In such forms, the preparation can be divided into unit doses containing appropriate quantities of the active component. The unit dosage form can be a packaged preparation, the package containing discrete quantities of the preparation, for example, packeted tablets, capsules, and powders in vials or ampoules. The unit dosage form can also be a 25 capsule, cachet, or tablet itself, or it can be the appropriate number of any of these packaged forms.

As used herein, the term "protected hydroxyl" refers to an oxygen atom attached to an organic radical that can be bonded to oxygen to prevent unwanted reactions at that site, yet can be removed when desired to generate a hydroxyl group. Typical examples of 30 hydroxyl protecting groups include acyl moieties such as acetyl, chloroacetyl, and dichloroacetyl; as well as ether-forming groups such as benzyl, trimethylsilyl, and the like. Such readily removable hydroxy protecting groups are more fully described by H. Haslam

in "Protective Groups in Organic Chemistry," McOmie, J. F. W., Ed., Plenum Press, New York, N.Y., 1973, Chapter 3.

The following examples illustrate particular methods for preparing the compounds disclosed herein. These examples are illustrative and do not limit the scope of the invention. The protected derivatives of Formula I can be deprotected by conventional methods known in the literature.

EXAMPLE 1: Preparation of 7[3-(3,5-dimethoxy-phenylcarbamoyl)-5-(4-fluorophenyl)-2-(1-methylethyl)-4-phenyl-pyrrol-1-yl]-3R, 5R-dihydroxy-heptanoic acid sodium salt

Step A: Preparation of 4-methyl-3-oxo-N-(3,5-dimethoxyphenyl)-2-(phenylmethylene) pentamide (V)

3,5-dimethoxyaniline (10g, 65 mmol), methyl isobutyryl acetate (9.11g, 63 mmoles) and 1,2-ethylenediamine (~0.05 ml) were refluxed together in toluene (50 ml) in a flask equipped with a Dean-Stark apparatus. Water was removed azeotropically by refluxing for about 18 hours until reaction completion. The reaction mass was cooled to about 40°C. Toluene was recovered under reduced pressure to obtain a residue which was then dissolved in ethyl acetate (200ml). The ethyl acetate layer was washed with diluted HCl (10%, 35 ml x 2) and finally with saturated brine (35 ml). The organic layer was concentrated under reduced pressure. The oily mass obtained was triturated to obtain white solid (12.8 g) which was taken up in hexane (65 ml) and to it β -alanine, glacial acetic acid (1.4 ml), and benzaldehyde (5.2g, 49 mmol) were added. The mixture was refluxed in a flask equipped with a Dean-Stark apparatus to remove water azeotropically. After the completion of reaction, solid separated out. The reaction mass was cooled, filtered and the product was recrystallized from isopropyl alcohol/ hexane to yield the title product (11.62g)

Step B: Preparation of 4-methyl-3-oxo-N-(3,5-dimethoxyphenyl)-2-[1-phenyl-2-(4-fluorophenyl)-2-oxo-ethyl]pentamide (VI)

The product from Step A (10g) was taken up in isopropyl alcohol (40ml) and to it 4-fluorobenzaldehyde (3.51g, 28 mmol) and triethyl amine (1.67g, 28mmol) were added, followed by 3-ethyl-5-[2-hydroxyethyl]-4-ethylthiazolium bromide (7.14g, 28mmol). The reaction mixture was refluxed for about 30 hour at 80-81° until reaction completion.

The reaction mixture was cooled to about 40-45°C. Isopropyl alcohol was recovered under reduced pressure. The oily product was dissolved in ethyl acetate and washed with water, dilute hydrochloric acid, followed with washing with brine. The organic layer was concentrated under reduced pressure to obtain an oily product (12.5g)

5 Step C: Preparation of (2R-trans)-5-(4-fluorophenyl)-2-[1-methylethyl)-N-(3,5-dimethoxyphenyl)-4-phenyl-1-[2-(tetrahydro-4-hydroxy-6-oxo-2H-pyran-2-yl)ethyl)-1H pyrrole -3-carboxamide (VII) (isolated as the open chain hydroxyl acid)

The oily product from Step B (12.5g, 26.2 mmol) was taken up in a solvent mixture (128ml) of heptane, toluene and tetrahydrofuran in ratio of 7:1:1 respectively. To
10 this, a side chain amine derivative, i.e., (4R,cis)-1,1-dimethylethyl-6-(2-aminoethyl)-2,2-dimethyl-1,3-dioxane-4-acetate (prepared as mentioned in lit.) 8.3g, 30 mmol was added, followed by addition of pivalic acid (3.17g, 31 mmol). The reaction mixture was refluxed at 85-90°C for about 15 hours. After the completion of the reaction, it was cooled to room temperature. Dichloromethane (100ml) was added to the reaction mass, which was then
15 washed with HCl (10%), followed by saturated sodium bicarbonate solution and brine washings. The organic layer was concentrated under reduced pressure and the residue dissolved in methanol (300ml). Water (30ml) and concentrated hydrochloric acid (30ml) were added to the above methanolic solution. The mixture was stirred at 40°C for about 2 hours. Methanol was removed under reduced pressure. The oily product was extracted
20 into ethyl acetate, and was washed with water and brine. The ethyl acetate layer was concentrated under reduced pressure to obtain an oily mass (14.5gm), which was dissolved in methanol (200ml) and to this a sodium hydroxide solution (4.5g in 45ml water) was added. The reaction mixture was stirred at room temperature for 1.5 hours. Methanol was recovered under reduced pressure. Water was added and the aqueous layer was washed
25 with ethyl acetate. The aqueous layer was acidified to pH 2-3 with dilute HCl. The product was extracted with ethyl acetate. Ethyl acetate layer was concentrated under reduced pressure to obtain an oily product (7.3g).

Step D: Preparation of 7-[3-(3,5-dimethoxy-phenylcarbonyl)-5-(4-fluorophenyl)-2-(1-methylethyl)-4-phenyl-pyrrol-1-yl]-3R, 5R-dihydroxy-heptanoic acid sodium salt

30 The product from Step C was dissolved in tetrahydrofuran (73ml) and was cooled to about 0 to 5°C. Water (14.6g) was added followed by addition of sodium hydroxide

solution (0.47g in 45ml water) at 0 to 5°C, and the mixture was stirred at 0 to 5°C for about 2 hours while maintaining pH ~11-12. The pH was then adjusted to ~ 8.5 to 9.0 and tetrahydrofuran was removed under reduced pressure. The aqueous layer was washed with methyl *t*-butyl ether (30ml x 4). The aqueous layer containing the sodium salt of the product was taken further for the formation of calcium salt.

Step E :Preparation of 7-[3-(3,5-dimethoxyphenyl carbamoyl)-5-(4-fluorophenyl)-2-(1-methylethyl)-4-phenyl-pyrrol-1-yl]-3R, 5R-dihydroxy-heptanoic acid calcium salt

An aqueous solution of the sodium salt from Step D was heated to 50°C. To this solution, calcium acetate solution (0.94g in 35ml of water) was added and the mixture was stirred for about 30 minutes and then cooled to room temperature. The reaction mixture was stirred for 1 hour, and then was filtered and washed with water (30ml x 3). The solid product was dried under reduced pressure of <10mm / Hg at 45°C to obtain the calcium salt of the product (4.6g).

The mass spectrum of the product showed a mass peak ($M^+ + 1$): 619. The ¹H NMR spectrum, DMSO-*d*₆ (δ, ppm), showed the following peaks: 1.18 – 1.30 (m, 2H), 1.38 (d, 6H), 1.45-1.70 (m, 2H), 1.93 (dd, 1H), 2.10 (dd, 1H), 3.2-3.3 (m, 1H), 3.50-3.60 (m, 1H), 3.7 (s, 6H), 3.72-3.80 (m, 2H), 3.82-4.0 (m, 1H), 6.18 (s, 1H), 6.8 (s, 2H), 7.0 – 7.4 (m, 9H), 9.75 (s, 1H). The infrared spectrum showed peaks at (K Br) cm⁻¹ : 3407, 2960, 1664, 1602, 1560, 1508, 1450.

EXAMPLE 2: Preparation of 7-[3-(2,4-dimethoxyphenyl carbamoyl)-5-(4-fluorophenyl)-2-(cyclopropyl)-4-(4-fluorophenyl)-pyrrol-1-yl]-3R, 5R-dihydroxy-heptanoic acid calcium salt

The title compound was prepared by following a process analogous to the one described in Example 1. Equimolar amounts of 2,4-Dimethoxyaniline, methyl 3-cyclopropyl-3-oxo propionate, and 4-fluorobenzaldehyde were used in place of 3,5-dimethoxyaniline and methyl isobutyryl acetate, and benzaldehyde respectively.

The mass spectrum of the product showed a mass peak ($M^+ + 1$): 635. The ¹H NMR spectrum, DMSO-*d*₆ (δ, ppm) showed the following peaks: 0.70 (d, 2H), 0.95 (d, 2H), 1.10-1.25 (m, 1H), 1.35-1.42 (m, 1H), 1.45-1.60 (m, 2H), 1.85-1.97 (m, 2H), 2.07 (dd, 1H), 3.45-3.54 (m, 1H), 3.6-3.8 (m, 1H), 3.67 (s, 3H), 3.73 (s, 3H), 3.90-4.12 (m, 2H),

6.46 (dd, 1H), 6.55 (bs, 1H), 6.90-7.30 (m, 8H), 7.77 (d, 1H), 8.32 (s, 1H). The infrared spectrum showed peaks at (KBr) cm^{-1} : 3407, 2939, 1655, 1601, 1562, 1517.

EXAMPLE 3: Preparation of 7-[3-(2,4-dimethoxyphenyl carbamoyl)-5-(4-fluorophenyl)-2-(cyclopropyl)-4-phenyl-pyrrol-1-yl]-3R, 5R-dihydroxy-heptanoic acid calcium salt

5 The title compound was prepared by following a process analogous to the one described in Example 1, replacing methyl 3-cyclopropyl-3-oxo propionate with an equimolar amount of methyl isobutyryl acetate.

The mass spectrum of the product showed a mass peak ($M^+ + 1$): 617.6. The ¹H NMR spectrum, DMSO- d_6 (δ , ppm) showed the following peaks: 0.70 (d, 2H), 0.94 (d, 10 2H), 1.15-1.28 (m, 1H), 1.30-1.42 (m, 1H), 1.42-1.70 (m, 2H), 1.85-1.98 (m, 2H), 2.0-2.12 (dd, 1H), 3.45-3.58 (m, 1H), 3.65 (s, 3H), 3.73 (s, 3H), 3.66-3.80 (m, 1H), 3.9-4.2 (m, 2H), 6.46 (d, 1H), 6.53 (s, 1H), 7.0-7.3 (m, 9H), 7.79 (d, 1H), 8.28 (s, 1H). The infrared spectrum showed peaks at (KBr) cm^{-1} : 3397, 2937, 1649, 1599, 1520, 1412.

EXAMPLE 4: Preparation of 7-[4,5-bis(4-fluorophenyl)-3-(2,4- 15 dimethoxyphenylcarbamoyl)-2-(1-methylethyl)-pyrrol-1-yl]-3R, 5R-dihydroxy-heptanoic acid, calcium salt

The title compound was prepared by following a process analogous to the one described in Example 1, replacing the benzaldehyde in Step A with an equimolar amount of 4-fluorobenzaldehyde.

20 The mass spectrum of the product showed a mass peak ($M^+ + 1$): 637.5. The ¹H NMR spectrum, DMSO- d_6 (δ , ppm) showed the following peaks: 1.10-1.28 (m, 1H), 1.30-1.40 (m, 1H), 1.41 (d, 6H), 1.38-1.65 (m, 2H), 1.90-1.98 (m, 1H), 2.00-2.10 (dd, 1H), 3.25-3.43 (m, 1H), 3.45-3.60 (m, 1H), 3.54 (s, 3H), 3.60-3.80 (m, 2H), 3.71 (s, 3H), 3.80-4.00 (m, 1H), 6.40-6.52 (m, 2H), 6.90-7.35 (m, 8H), 7.82 (d, 1H), 7.94 (s, 1H). The infrared 25 spectrum showed peaks at (KBr) cm^{-1} : 3408, 2929, 1653, 1518, 1281.

EXAMPLE 5: Preparation of 7-[3-(2,4-dimethoxyphenylcarbamoyl)-4,5-diphenyl-2-(1-methylethyl)-pyrrol-1-yl]-3R, 5R-dihydroxy-heptanoic acid calcium salt

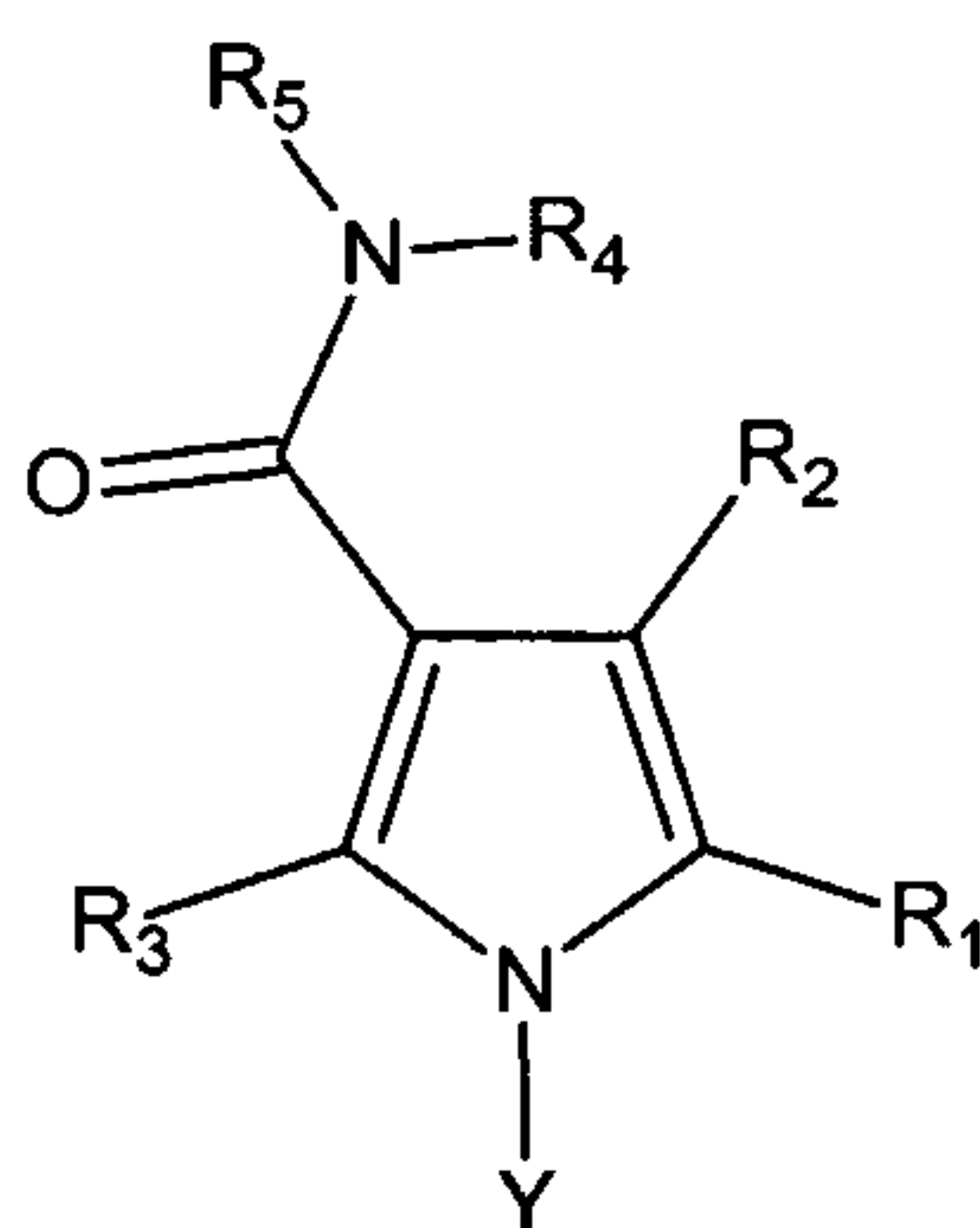
The title compound was prepared by following a process analogous to the one described in Example 1, replacing the 4-fluorobenzaldehyde in Step B with an equimolar amount of benzaldehyde.

The mass spectrum of the product showed a mass peak ($M^+ + 1$): 601.5. The
5 ^1H NMR spectrum, DMSO- d_6 (δ , ppm) showed the following peaks: 1.10-1.25 (m, 1H), 1.30-1.40 (m, 1H), 1.41 (d, 6H), 1.48-1.68 (m, 2H), 1.90-2.00 (m, 1H), 2.02-2.12 (dd, 1H), 3.25-3.43 (m, 1H), 3.45-3.52 (m, 1H), 3.51 (s, 3H), 3.60-3.85 (m, 2H), 3.70 (s, 3H), 3.80-4.05 (m, 1H), 6.40-6.50 (m, 2H), 6.90-7.40 (m, 10H), 7.80-7.90 (m, 2H). The infrared spectrum showed peaks at (KBr) cm^{-1} : 3405, 2958, 1654, 1601, 1559, 1522, 1458, 1412.

10

We claim

1. A compound of formula 1



Formula I

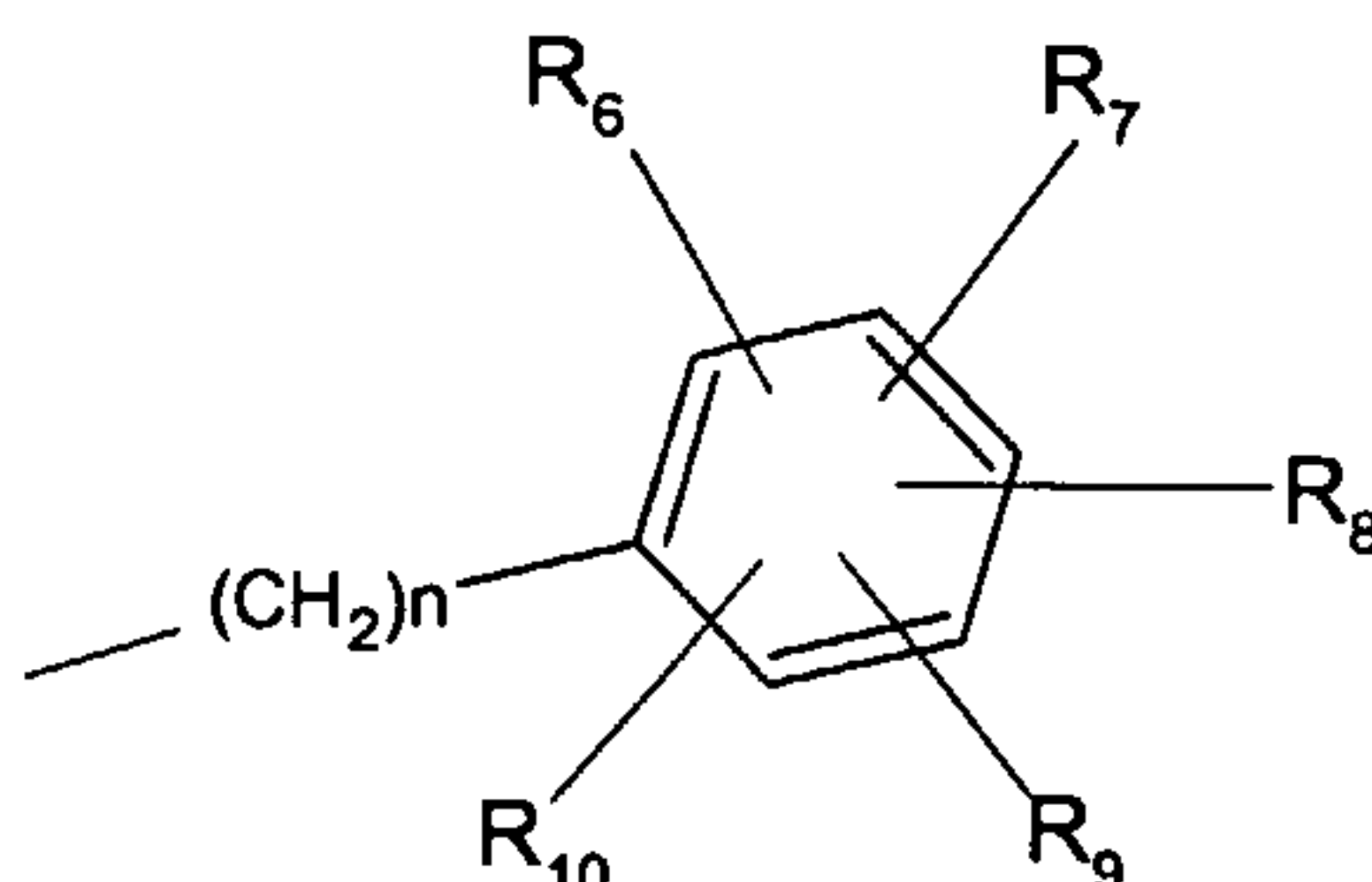
wherein

R₁ is C₁-C₆ alkyl; C₃-C₇ cycloalkyl; or unsubstituted or optionally substituted phenyl having the phenyl substituents halogen, C₁-C₆ alkyl, cyano or C₁-C₃ perfluoroalkyl;

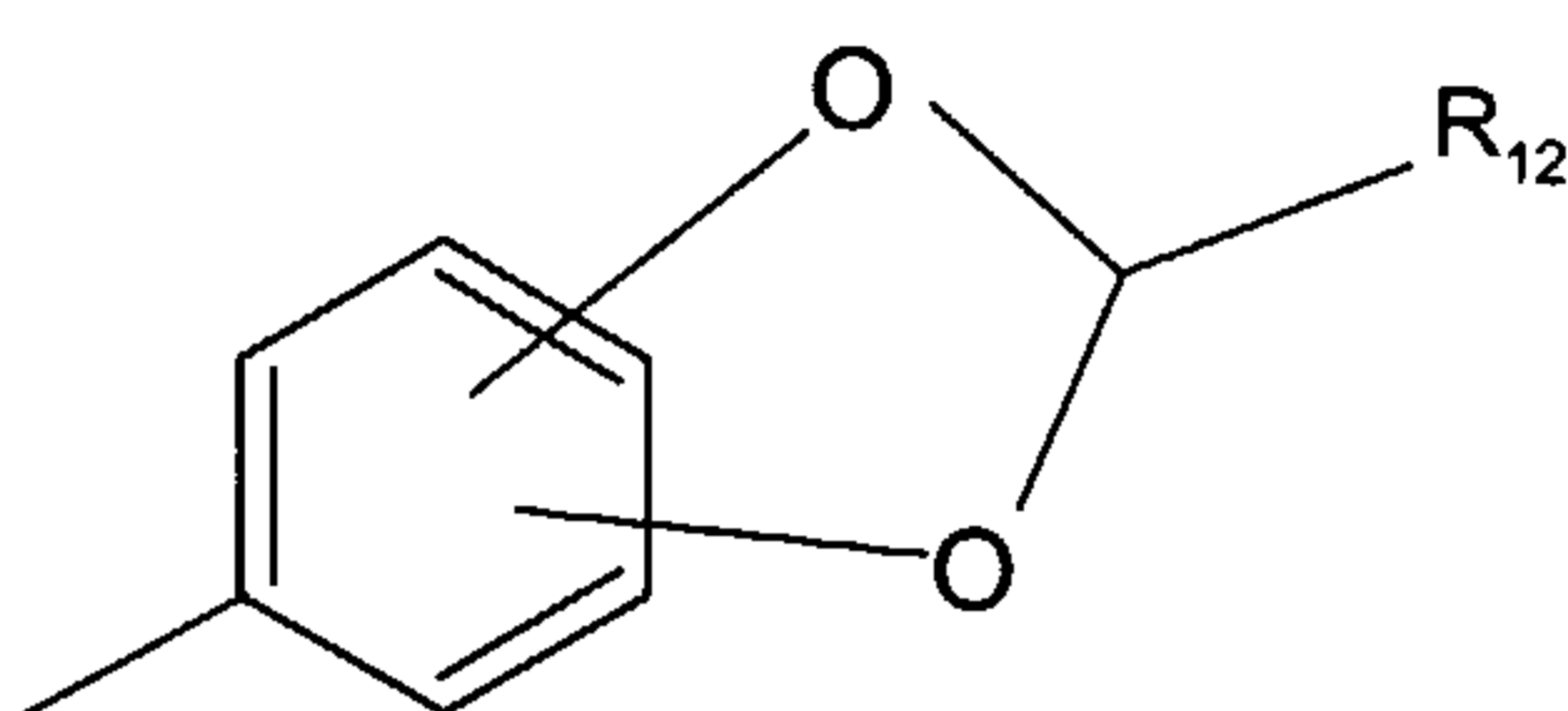
R₂ is unsubstituted or optionally substituted phenyl having the phenyl substituents cyano; acetyl; or unsubstituted or optionally substituted amino having the amino substituents C₁-C₆ alkyl, C₃-C₇ cycloalkyl, or acetyl;

R₃ is unsubstituted or optionally substituted C₁-C₆ alkyl or C₃-C₇ cycloalkyl having the alkyl or cycloalkyl substituents halogen; perfluoroalkyl; unsubstituted or optionally substituted amino having the amino substituents C₁-C₆ alkyl, C₃-C₇ cycloalkyl, or acetyl; hydroxyl; C₁-C₃ alkoxy; protected hydroxyl; carboxyl; or C₁-C₃ alkoxy-carbonyl;

R₄ and R₅ are independently hydrogen; C₁-C₆ alkyl; C₁-C₃ cycloalkyl; or

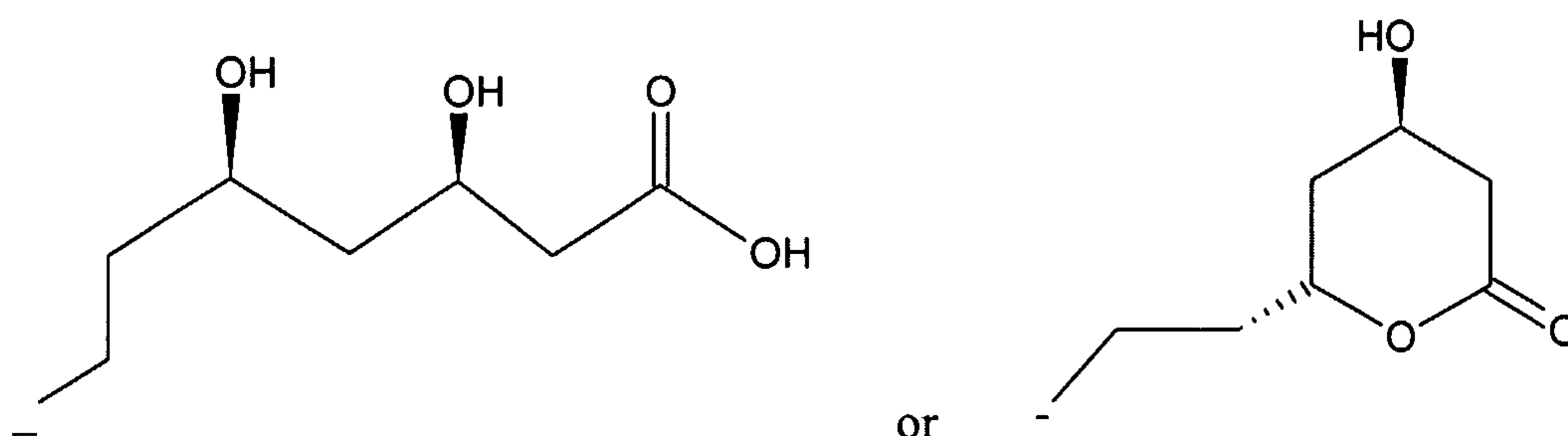


wherein $n = 0$ or 1 and R_6, R_7, R_8, R_9 & R_{10} are independently selected from hydrogen; halogen; hydroxyl; protected hydroxyl; C_1 - C_6 alkoxy; unsubstituted or optionally substituted C_1 - C_6 alkyl having the alkyl substituents hydroxyl or protected hydroxyl; unsubstituted or optionally substituted amino having the amino substituents $SO_2 R_{11}, COR_{11}, CONH R_{11}$, wherein R_{11} is C_1 - C_6 alkyl, or aryl; cyano; acetyl; trifluoromethyl; C_1 - C_6 alkoxy carbonyl; or two successive positions of the phenyl ring substituted by an unsubstituted or optionally substituted methylene dioxy group having the structure



wherein R_{12} is C_1 - C_3 alkyl; with the proviso that when $n=0$ at least one of R_6, R_7, R_8, R_9 & R_{10} is hydroxyl or protected hydroxyl, with the further proviso that if only one of R_6, R_7, R_8, R_9 & R_{10} is hydroxyl or protected hydroxyl, then at least one of the other substituents is not hydrogen.

wherein Y is



including the tautomers, racemates, pure enantiomers and diastereoisomers, N-oxides, or solvates of the compound of formula I.

2. A compound of claim 1 wherein R_1 is phenyl.
3. A compound of claim 1 wherein R_1 is phenyl substituted with one or more halogens or cyano groups.

4. A compound of claim 1 wherein R_1 is phenyl substituted with one or more halogens.
5. A compound of claim 1 wherein R_1 is phenyl substituted with one or more fluorine atoms.
6. A compound of claim 1 wherein R_1 is 4-fluorophenyl.
7. A compound of claim 1 wherein R_2 is phenyl.
8. A compound of claim 1 wherein R_2 is phenyl substituted with one or more halogens or cyano groups.
9. A compound of claim 1 wherein R_2 is phenyl substituted with one or more halogens.
10. A compound of claim 1 wherein R_2 is phenyl substituted with one or more fluorine atoms.
11. A compound of claim 1 wherein R_2 is 4-fluorophenyl.
12. A compound of claim 1 wherein R_3 is C_1-C_6 alkyl or C_3-C_7 cycloalkyl.
13. A compound of claim 1 wherein R_3 is 2-methylethyl.
14. A compound of claim 1 wherein R_3 is cyclopropyl.
15. A compound of claim 1 wherein R_4 and R_5 are independently hydrogen.
16. A compound of claim 1 wherein R_4 and R_5 are independently phenyl.
17. A compound of claim 1 wherein R_4 and R_5 are independently phenyl substituted with a hydroxyl group and at least one or more halogens or cyano groups.
18. A compound of claim 1 wherein R_4 and R_5 are independently phenyl substituted with a protected hydroxyl group and at least one or more halogens or cyano groups.
19. A compound of claim 1 wherein R_4 and R_5 are independently phenyl substituted with a methoxy group and at least one or more halogens or cyano groups.

20. A compound of claim 1 wherein R_4 and R_5 are independently phenyl substituted with two or more hydroxyl groups.
21. A compound of claim 1 wherein R_4 and R_5 are independently phenyl substituted with two or more methoxy groups.
22. A compound of claim 1 wherein R_4 is hydrogen and R_5 is phenyl substituted with a hydroxyl group and at least one or more halogens or cyano groups.
23. A compound of claim 1 wherein R_4 is hydrogen and R_5 is phenyl substituted with a methoxy group and at least one or more halogens or cyano groups.
24. A compound of claim 1 wherein R_4 is hydrogen and R_5 is phenyl substituted with two or more hydroxyl groups.
25. A compound of claim 1 wherein R_4 is hydrogen and R_5 is phenyl substituted with two or more methoxy groups.
26. A compound of claim 1 wherein R_1 and R_2 are independently phenyl or phenyl substituted with one or more fluorine atoms, R_3 is C_1 - C_6 alkyl or C_1 - C_3 cycloalkyl, R_4 and R_5 are independently phenyl substituted with a hydroxyl group and at least one or more halogens or cyano groups.
27. A compound of claim 1 wherein R_1 and R_2 are independently phenyl or phenyl substituted with one or more fluorine atoms, R_3 is C_1 - C_6 alkyl or C_1 - C_3 cycloalkyl, R_4 and R_5 are independently phenyl substituted with a protected hydroxyl group and at least one or more halogens or cyano groups.
28. A compound of claim 1 wherein R_1 and R_2 are independently phenyl or phenyl substituted with one or more fluorine atoms, R_3 is C_1 - C_6 alkyl or C_1 - C_3 cycloalkyl, R_4 and R_5 are independently phenyl substituted with two or more hydroxyl groups.
29. A compound of claim 1 wherein R_1 and R_2 are independently phenyl or phenyl substituted with one or more fluorine atoms, R_3 is C_1 - C_6 alkyl or C_1 - C_3 cycloalkyl, R_4 and R_5 are independently phenyl substituted with two or more protected hydroxyl groups.

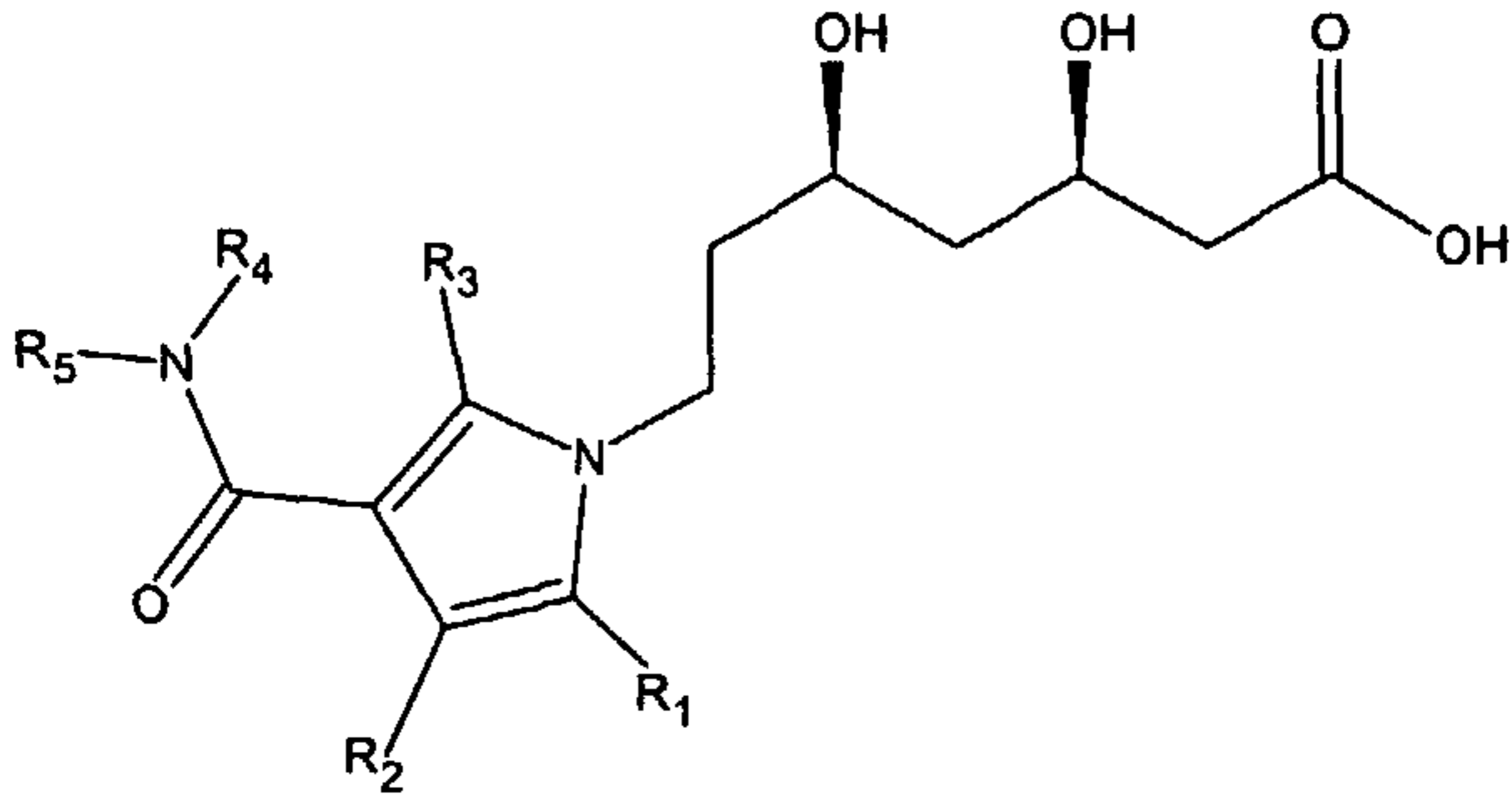
30. A compound of claim 1 wherein R_1 and R_2 are independently phenyl or phenyl substituted with one or more fluorine atoms, R_3 is C_1 - C_6 alkyl or C_1 - C_3 cycloalkyl, R_4 and R_5 are independently phenyl substituted with two or more methoxy groups.
31. A compound of claim 1 wherein R_1 and R_2 are independently phenyl or phenyl substituted with one or more fluorine atoms, R_3 is C_1 - C_6 alkyl or C_1 - C_3 cycloalkyl, R_4 is hydrogen and R_5 is phenyl substituted with a hydroxyl group and at least one or more halogens or cyano groups.
32. A compound of claim 1 wherein R_1 and R_2 are independently phenyl or phenyl substituted with one or more fluorine atoms, R_3 is C_1 - C_6 alkyl or C_1 - C_3 cycloalkyl, R_4 is hydrogen and R_5 is phenyl substituted with a protected hydroxyl group and at least one or more halogens or cyano groups.
33. A compound of claim 1 wherein R_1 and R_2 are independently phenyl or phenyl substituted with one or more fluorine atoms, R_3 is C_1 - C_6 alkyl or C_1 - C_3 cycloalkyl, R_4 is hydrogen and R_5 is phenyl substituted with two or more hydroxyl groups.
34. A compound of claim 1 wherein R_1 and R_2 are independently phenyl or phenyl substituted with one or more fluorine atoms, R_3 is C_1 - C_6 alkyl or C_1 - C_3 cycloalkyl, R_4 is hydrogen and R_5 is phenyl substituted with two or more protected hydroxyl groups.
35. A compound of claim 1 wherein R_1 and R_2 are independently phenyl or phenyl substituted with one or more fluorine atoms, R_3 is C_1 - C_6 alkyl or C_1 - C_3 cycloalkyl, R_4 is hydrogen and R_5 is phenyl substituted with two or more methoxy groups.
36. A compound of claim 1 wherein R_1 and R_2 are independently selected from the group consisting of phenyl, monofluorophenyl and difluorophenyl, R_3 is C_1 - C_6 alkyl or C_1 - C_3 cycloalkyl, R_4 is hydrogen and R_5 is phenyl substituted with two or more hydroxyl groups.
37. A compound of claim 1 wherein R_1 and R_2 are independently selected from the group consisting of phenyl, monofluorophenyl and difluorophenyl, R_3 is C_1 - C_6 alkyl or C_1 - C_3 cycloalkyl, R_4 is hydrogen and R_5 is phenyl substituted with two or more protected hydroxyl groups.

38. A compound of claim 1 wherein R_1 and R_2 are independently selected from the group consisting of phenyl, monofluorophenyl and difluorophenyl, R_3 is C_1-C_6 alkyl, R_4 is hydrogen and R_5 is phenyl substituted with two or more methoxy groups.
39. A compound of claim 1 wherein R_1 and R_2 are independently selected from the group consisting of phenyl, monofluorophenyl and difluorophenyl, R_3 is C_1-C_3 cycloalkyl, R_4 is hydrogen and R_5 is phenyl substituted with two or more hydroxyl groups.
40. A compound of claim 1 wherein R_1 and R_2 are independently selected from the group consisting of phenyl, monofluorophenyl and difluorophenyl, R_3 is C_1-C_3 cycloalkyl, R_4 is hydrogen and R_5 is phenyl substituted with two or more protected hydroxyl groups.
41. A compound of claim 1 wherein R_1 and R_2 are independently selected from the group consisting of phenyl, monofluorophenyl and difluorophenyl, R_3 is C_1-C_3 cycloalkyl, R_4 is hydrogen and R_5 is phenyl substituted with two or more methoxy groups.
42. A compound of claim 1 wherein R_1 is 4-fluorophenyl or 3,4-difluorophenyl and R_2 is phenyl, R_3 is C_1-C_6 alkyl or C_1-C_3 cycloalkyl, R_4 is hydrogen and R_5 is phenyl substituted with two or more hydroxyl groups.
43. A compound of claim 1 wherein R_1 is 4-fluorophenyl or 3,4-difluorophenyl and R_2 is phenyl, R_3 is C_1-C_6 alkyl or C_1-C_3 cycloalkyl, R_4 is hydrogen and R_5 is phenyl substituted with two or more protected hydroxyl groups.
44. A compound of claim 1 wherein R_1 is 4-fluorophenyl or 3,4-difluorophenyl and R_2 is phenyl, R_3 is C_1-C_6 alkyl or C_1-C_3 cycloalkyl, R_4 is hydrogen and R_5 is phenyl substituted with two or more methoxy groups.
45. A compound of claim 1 wherein R_1 is phenyl and R_2 is 4-fluorophenyl, R_3 is C_1-C_6 alkyl or C_1-C_3 cycloalkyl, R_4 is hydrogen and R_5 is phenyl substituted with two or more hydroxyl groups.

46. A compound of claim 1 wherein R₁ is phenyl and R₂ is 4-fluorophenyl, R₃ is C₁-C₆ alkyl or C₁-C₃ cycloalkyl, R₄ is hydrogen and R₅ is phenyl substituted with two or more protected hydroxyl groups.
47. A compound of claim 1 wherein R₁ is phenyl and R₂ is 4-fluorophenyl, R₃ is C₁-C₆ alkyl or C₁-C₃ cycloalkyl, R₄ is hydrogen and R₅ is phenyl substituted with two or more methoxy groups.
48. A pharmaceutical composition comprising one or more compounds of claim 1.
49. A pharmaceutical composition, useful as hypocholesteromic agent, comprising a hypocholesteromic effective amount of the one or more of the compounds claim 48.
50. A pharmaceutical composition, useful as hypocholesteromic agent, comprising a hypocholesteromic effective amount of 7-[3-(2,4-dimethoxyphenylcarbamoyl)-5-(4-fluorophenyl)-2-(1-methylethyl)-4-phenyl-pyrrol-1-yl]-3R, 5R-dihydroxy-heptanoic acid calcium salt with a pharmaceutically acceptable carrier.
51. A pharmaceutical composition, useful as hypocholesteromic agent, comprising a hypocholesteromic effective amount of 7-[3-(2-methoxy-4-hydroxyphenylcarbamoyl)-5-(4-fluorophenyl)-2-(1-methylethyl)-4-phenyl-pyrrol-1-yl]-3R, 5R-dihydroxy-heptanoic acid calcium salt with a pharmaceutically acceptable carrier.
52. A pharmaceutical composition, useful as hypocholesteromic agent, comprising a hypocholesteromic effective amount of 7-[3-(2,4-dihydroxyphenylcarbamoyl)-5-(4-fluorophenyl)-2-(1-methylethyl)-4-phenyl-pyrrol-1-yl]-3R, 5R-dihydroxy-heptanoic acid calcium salt with a pharmaceutically acceptable carrier.
53. A pharmaceutical composition, useful as hypocholesteromic agent, comprising a hypocholesteromic effective amount of 7-[2-cyclopropyl-3-(2,4-dimethoxyphenylcarbamoyl)-5-(4-fluorophenyl)-4-phenyl-pyrrol-1-yl]-3R, 5R-dihydroxy-heptanoic acid calcium salt with a pharmaceutically acceptable carrier.
54. A pharmaceutical composition, useful as hypocholesteromic agent, comprising a hypocholesteromic effective amount of 7-[3-(2,4-dimethoxyphenylcarbamoyl)-

- 4,5-diphenyl-5-(4-fluorophenyl)-2-(1-methylethyl)-pyrrol-1-yl]-3R, 5R-dihydroxy-heptanoic acid calcium salt with a pharmaceutically acceptable carrier.
55. A pharmaceutical composition, useful as hypocholesteromic agent, comprising a hypocholesteromic effective amount of 7-[4,5-bis(4-fluorophenyl)-3-(2,4-dimethoxyphenylcarbamoyl)-2-(1-methylethyl)-pyrrol-1-yl]-3R, 5R-dihydroxy-heptanoic acid calcium salt with a pharmaceutically acceptable carrier.
56. A pharmaceutical composition, useful as hypocholesteromic agent, comprising a hypocholesteromic effective amount of 7-[3-(3,5-dimethoxyphenylcarbamoyl)-5-(4-fluorophenyl)-2-(1-methylethyl)-4-phenyl-pyrrol-1-yl]-3R, 5R-dihydroxy-heptanoic acid calcium salt with a pharmaceutically acceptable carrier.
57. A pharmaceutical composition, useful as hypocholesteromic agent, comprising a hypocholesteromic effective amount of 7-[3-(3,4-dimethoxyphenylcarbamoyl)-5-(4-fluorophenyl)-2-(1-methylethyl)-4-phenyl-pyrrol-1-yl]-3R, 5R-dihydroxy-heptanoic acid calcium salt with a pharmaceutically acceptable carrier.
58. A pharmaceutical composition, useful as hypocholesteromic agent, comprising a hypocholesteromic effective amount of 7-[4,5-bis(4-fluorophenyl)-2-cyclopropyl-3-(2,4-dimethoxyphenylcarbamoyl)-pyrrol-1-yl]-3R, 5R-dihydroxy-heptanoic acid calcium salt with a pharmaceutically acceptable carrier.
59. A pharmaceutical composition, useful as hypocholesteromic agent, comprising a hypocholesteromic effective amount of 7-[5-(3,4-difluorophenyl)-3-(2,4-dihydroxyphenylcarbamoyl)-2-(1-methylethyl)-4-(4-fluorophenyl)-pyrrol-1-yl]-3R, 5R-dihydroxy-heptanoic acid calcium salt with a pharmaceutically acceptable carrier.
60. A pharmaceutical composition, useful as hypocholesteromic agent, comprising a hypocholesteromic effective amount of 7-[2-cyclopropyl-5-(3,4-difluorophenyl)-3-(2,4-dihydroxyphenylcarbamoyl)-4-(4-fluorophenyl)-pyrrol-1-yl]-3R, 5R-dihydroxy-heptanoic acid calcium salt with a pharmaceutically acceptable carrier.
61. A pharmaceutical composition, useful as hypocholesteromic agent, comprising a hypocholesteromic effective amount of 7-[5-(3,4-difluorophenyl)-3-(2,4-

- dihydroxyphenylcarbamoyl)-2-(1-methylethyl)-4-phenyl-pyrrol-1-yl]-3R, 5R-dihydroxy-heptanoic acid calcium salt with a pharmaceutically acceptable carrier.
62. A pharmaceutical composition, useful as hypocholesteromic agent, comprising a hypocholesteromic effective amount of 7-[5-(3,4-difluorophenyl)-3-(2,4-dimethoxycarbamoyl)-4-(4-fluorophenyl)-2-(1-methylethyl)-pyrrol-1-yl]-3R, 5R-dihydroxy-heptanoic acid calcium salt with a pharmaceutically acceptable carrier.
63. A pharmaceutical composition, useful as hypocholesteromic agent, comprising a hypocholesteromic effective amount of 7-[2-cyclopropyl-5-(3,4-difluorophenyl)-3-(2,4-dimethoxycarbamoyl)-4-(4-fluorophenyl)-pyrrol-1-yl]-3R, 5R-dihydroxy-heptanoic acid calcium salt with a pharmaceutically acceptable carrier.
64. A pharmaceutical composition, useful as hypocholesteromic agent, comprising a hypocholesteromic effective amount of 7-[5-(3,4-difluorophenyl)-3-(2,4-dimethoxycarbamoyl)-2-(1-methylethyl)-4-phenyl-pyrrol-1-yl]-3R, 5R-dihydroxy-heptanoic acid calcium salt with a pharmaceutically acceptable carrier.
65. A method of inhibiting cholesterol biosynthesis in a patient in need of such treatment by administering a pharmaceutical composition as defined by claim 78.
66. A method of inhibiting cholesterol biosynthesis in a patient in need of such treatment by administering a pharmaceutical composition as defined by claim 79.



(I)