

(19) World Intellectual Property Organization
International Bureau



(43) International Publication Date
14 January 2010 (14.01.2010)

PCT

(10) International Publication Number
WO 2010/006130 A2

(51) International Patent Classification:
C07D 487/02 (2006.01) A61K 31/519 (2006.01)

(21) International Application Number:
PCT/US2009/050055

(22) International Filing Date:
9 July 2009 (09.07.2009)

(25) Filing Language: English

(26) Publication Language: English

(30) Priority Data:
61/079,179 9 July 2008 (09.07.2008) US

(71) Applicant (for all designated States except US): ENVI-VO PHARMACEUTICALS, INC. [US/US]; 480 Arsenal Street, Bldg. 1, Watertown, MA 02472 (US).

(72) Inventors; and

(75) Inventors/Applicants (for US only): RIPKA, Amy [US/US]; 1446 Main Street, Reading, MA 01867 (US). SHAPIRO, Gideon [US/US]; 5507 Nw 80th Avenue, Gainesville, FL 32653 (US). CHESWORTH, Richard [GB/US]; 88 Kingston Street, Unit 5F, Boston, MA 02111 (US).

(74) Agent: MEIKLEJOHN, Anita, L.; Fish & Richardson P.C., P.O. Box 1022, Minneapolis, MN 55440-1022 (US).

(81) Designated States (unless otherwise indicated, for every kind of national protection available): AE, AG, AL, AM, AO, AT, AU, AZ, BA, BB, BG, BH, BR, BW, BY, BZ, CA, CH, CL, CN, CO, CR, CU, CZ, DE, DK, DM, DO, DZ, EC, EE, EG, ES, FI, GB, GD, GE, GH, GM, GT, HN, HR, HU, ID, IL, IN, IS, JP, KE, KG, KM, KN, KP, KR, KZ, LA, LC, LK, LR, LS, LT, LU, LY, MA, MD, ME, MG, MK, MN, MW, MX, MY, MZ, NA, NG, NI, NO, NZ, OM, PE, PG, PH, PL, PT, RO, RS, RU, SC, SD, SE, SG, SK, SL, SM, ST, SV, SY, TJ, TM, TN, TR, TT, TZ, UA, UG, US, UZ, VC, VN, ZA, ZM, ZW.

(84) Designated States (unless otherwise indicated, for every kind of regional protection available): ARIPO (BW, GH, GM, KE, LS, MW, MZ, NA, SD, SL, SZ, TZ, UG, ZM, ZW), Eurasian (AM, AZ, BY, KG, KZ, MD, RU, TJ, TM), European (AT, BE, BG, CH, CY, CZ, DE, DK, EE, ES, FI, FR, GB, GR, HR, HU, IE, IS, IT, LT, LU, LV, MC, MK, MT, NL, NO, PL, PT, RO, SE, SI, SK, SM, TR), OAPI (BF, BJ, CF, CG, CI, CM, GA, GN, GQ, GW, ML, MR, NE, SN, TD, TG).

Published:

— without international search report and to be republished upon receipt of that report (Rule 48.2(g))

(54) Title: PDE-10 INHIBITORS

(57) Abstract: Vicinal substituted cyclopropyl compounds which are inhibitors of phosphodiesterase 10 are described as are processes, pharmaceutical compositions, pharmaceutical preparations and pharmaceutical use of the compounds in the treatment of mammals, including human(s) for central nervous system (CNS) disorders and other disorders which may affect CNS function, for example neurological, neurodegenerative and psychiatric disorders including, but not limited to, those comprising cognitive deficits or schizophrenic symptoms.



WO 2010/006130 A2

PDE-10 INHIBITORS

Description of the Disclosure

The disclosure relates to vicinal substituted cyclopropyl compounds which are inhibitors of phosphodiesterase 10. The disclosure further relates to processes, pharmaceutical compositions, pharmaceutical preparations and pharmaceutical use of the compounds in the treatment of mammals, including human(s) for central nervous system (CNS) disorders and other disorders which may affect CNS function. The disclosure also relates to methods for treating neurological, neurodegenerative and psychiatric disorders including, but not limited to, those comprising cognitive deficits or schizophrenic symptoms.

Background

Cyclic phosphodiesterases are intracellular enzymes which, through the hydrolysis of cyclic nucleotides cAMP and cGMP, regulate the levels of these mono phosphate nucleotides which serve as second messengers in the signaling cascade of G-protein coupled receptors. In neurons, PDEs also play a role in the regulation of downstream cGMP and cAMP dependent kinases which phosphorylate proteins involved in the regulation of synaptic transmission and homeostasis. To date, eleven different PDE families have been identified which are encoded by 21 genes. The PDEs contain a variable N-terminal regulatory domain and a highly conserved C-terminal catalytic domain and differ in their substrate specificity, expression and localization in cellular and tissue compartments, including the CNS.

The discovery of a new PDE family, PDE10, was reported simultaneously by three groups in 1999 (Soderling et al. "Isolation and characterization of a dual-substrate phosphodiesterase gene family: PDE10A" *Proc. Natl Sci.* 1999, **96**, 7071-7076; Loughney et al. "Isolation and characterization of PDE10A, a novel human 3', 5'-cyclic nucleotide phosphodiesterase" *Gene* 1999, **234**, 109-117; Fujishige et al. "Cloning and characterization of a novel human phosphodiesterase that hydrolyzes both cAMP and cGMP (PDE10A)" *J. Biol. Chem.* 1999, **274**, 18438-18445). The human PDE10

sequence is highly homologous to both the rat and mouse variants with 95% amino acid identity overall, and 98% identity conserved in the catalytic region.

PDE10 is primarily expressed in the brain (caudate nucleus and putamen) and is highly localized in the medium spiny neurons of the striatum, which is one of the principal inputs to the basal ganglia. This localization of PDE10 has led to speculation that it may influence the dopaminergic and glutamatergic pathways both which play roles in the pathology of various psychotic and neurodegenerative disorders.

PDE10 hydrolyzes both cAMP ($K_m = 0.05 \mu\text{M}$) and cGMP ($K_m = 3 \mu\text{M}$) (Soderling et al. "Isolation and Characterization of a dual-substrate phosphodiesterase gene family: PDE10." *Proc. Natl Sci. USA* 1999, **96**(12), 7071-7076). In addition, PDE10 has a five-fold greater V_{max} for cGMP than for cAMP and these *in vitro* kinetic data have lead to the speculation that PDE10 may act as a cAMP-inhibited cGMP phosphodiesterase *in vivo* (Soderling and Beavo "Regulation of cAMP and cGMP signaling: New phosphodiesterases and new functions," *Curr. Opin. Cell Biol.*, 2000, **12**, 174-179).

PDE10 is also one of five phosphodiesterase members to contain a tandem GAF domain at their N-terminus. It is differentiated by the fact that the other GAF containing PDEs (PDE2, 5, 6, and 11) bind cGMP while recent data points to the tight binding of cAMP to the GAF domain of PDE10 (Handa et al. "Crystal structure of the GAF-B domain from human phosphodiesterase 10A complexed with its ligand, cAMP" *J. Biol. Chem.* 2008, May 13th, ePub).

PDE10 inhibitors have been disclosed for the treatment of a variety of neurological and psychiatric disorders including Parkinson's disease, schizophrenia, Huntington's disease, delusional disorders, drug-induced psychoses, obsessive compulsive and panic disorders (US Patent Application 2003/0032579). Studies in rats (Kostowski et. al "Papaverine drug induced stereotypy and catalepsy and biogenic amines in the brain of the rat" *Pharmacol. Biochem. Behav.* 1976, **5**, 15-17) have showed that papaverine, a selective PDE10 inhibitor, reduces apomorphine induced stereotypies and rat brain dopamine levels and increases haloperidol induced catalepsy. This experiment lends support to the use of a PDE10 inhibitor as an antipsychotic since similar trends are seen with known, marketed antipsychotics.

Antipsychotic medications are the mainstay of current treatment for schizophrenia. Conventional or classic antipsychotics, typified by haloperidol, were introduced in the mid-1950s and have a proven track record over the last half century in the treatment of schizophrenia. While these drugs are effective against the positive, psychotic symptoms of schizophrenia, they show little benefit in alleviating negative symptoms or the cognitive impairment associated with the disease. In addition, drugs such as haloperidol have extreme side effects such as extrapyramidal symptoms (EPS) due to their specific dopamine D2 receptor interaction. An even more severe condition characterized by significant, prolonged, abnormal motor movements known as tardive dyskinesia also may emerge with prolonged classic antipsychotic treatment.

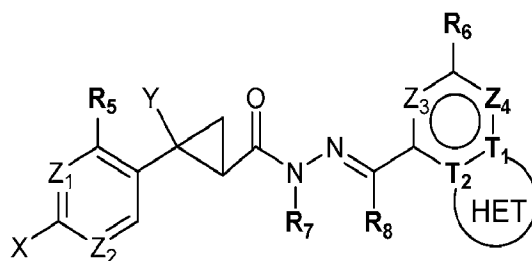
The 1990s saw the development of several new drugs for schizophrenia, referred to as atypical antipsychotics, typified by risperidone and olanzapine and most effectively, clozapine. These atypical antipsychotics are generally characterized by effectiveness against both the positive and negative symptoms associated with schizophrenia, but have little effectiveness against cognitive deficiencies and persisting cognitive impairment remain a serious public health concern (Davis, J.M et al. "Dose response and dose equivalence of antipsychotics." *Journal of Clinical Psychopharmacology*, 2004, **24** (2), 192-208; Friedman, J.H. et al "Treatment of psychosis in Parkinson's disease: Safety considerations." *Drug Safety*, 2003, **26** (9), 643-659). In addition, the atypical antipsychotic agents, while effective in treating the positive and, to some degree, negative symptoms of schizophrenia, have significant side effects. For example, clozapine which is one of the most clinically effective antipsychotic drugs shows agranulocytosis in approximately 1.5% of patients with fatalities due to this side effect being observed. Other atypical antipsychotic drugs have significant side effects including metabolic side effects (type 2 diabetes, significant weight gain, and dyslipidemia), sexual dysfunction, sedation, and potential cardiovascular side effects that compromise their clinical effectiveness. In the large, recently published NIH sponsored CATIE study, (Lieberman et al "The Clinical Antipsychotic Trials Of Intervention Effectiveness (CATIE) Schizophrenia Trial: clinical comparison of subgroups with and without the metabolic syndrome." *Schizophrenia Research*, 2005, **80** (1), 9-43) 74% of patients discontinued use of their antipsychotic medication within 18 months due to a number of factors

including poor tolerability or incomplete efficacy. Therefore, a substantial clinical need still exists for more effective and better tolerated antipsychotic mediations possibly through the use of PDE10 inhibitors.

5

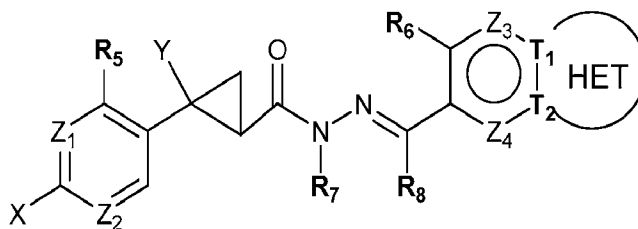
Brief Summary

Described herein are vicinal substituted cyclopropyl compounds of Formula (I) or (II) and pharmaceutically acceptable salts thereof, which are inhibitors of at least one phosphodiesterase 10



10

(I)



(II)

15

Wherein:

X is selected from hydrogen, halogen,

C₃-C₈ alkyl, C₁-C₄ alkoxy, optionally substituted cycloalkyl, optionally substituted cycloalkoxy, optionally substituted cycloalkylalkyl, optionally substituted cycloalkylalkoxy, optionally substituted heterocycloalkyl, optionally substituted

20

heterocycloalkylalkyl, optionally substituted heterocycloalkoxy, optionally substituted phenyl, optionally substituted heteroaryl, optionally substituted heteroaryloxy and optionally substituted heteroarylalkyl

Y is selected from hydrogen, C₃-C₈ alkyl, C₁-C₄ alkoxy, optionally substituted cycloalkyl, optionally substituted cycloalkylalkyl, optionally substituted heterocycloalkyl, optionally substituted heterocycloalkylalkyl, optionally substituted phenyl or optionally substituted heteroaryl

5

T₁ is C

T₂ is C

Z₁ is selected from CR₁ and N

10

Z₂ is selected from CR₂ and N

Z₃ is selected from CR₃ and N

Z₄ is selected from CR₄ and N

HET is selected from an optionally substituted monocyclic heteroaryl having 5 ring atoms selected from C, O, S and N provided the total number of ring heteroatoms is less than or equal to three and where no more than one of the total number of heteroatoms is oxygen or sulfur, an optionally substituted monocyclic heteroaryl having 6 atoms selected from C and N provided that not more than 2 ring atoms are N, and an optionally substituted monocyclic heterocycloalkyl.

20

R₁ is selected from hydrogen, halogen, C₁-C₄ alkyl, optionally substituted C₃-C₆ cycloalkyl, C₁-C₄ alkoxy, optionally substituted C₃-C₆ cycloalkyloxy, cyano, amino, alkylamino, dialkylamino, alkylsulfonyl, carboxy, nitro amido, alkylamido or dialkylamido.

25

R₂ is selected from hydrogen, halogen, C₁-C₄ alkyl, optionally substituted C₃-C₆ cycloalkyl, C₁-C₄ alkoxy, optionally substituted C₃-C₆ cycloalkyloxy, cyano, amino, alkylamino, dialkylamino, alkylsulfonyl, carboxy, nitro amido, alkylamido or dialkylamido.

30

R₃ is selected from hydrogen, halogen, C₁-C₄ alkyl, optionally substituted C₃-C₆ cycloalkyl, C₁-C₄ alkoxy, optionally substituted C₃-C₆ cycloalkoxy, cyano, amino, alkylamino, dialkylamino, alkylsulfonyl, carboxy, nitro amido, alkylamido or dialkylamido.

5

R₄ is selected from hydrogen, halogen, C₁-C₄ alkyl, optionally substituted C₃-C₆ cycloalkyl, C₁-C₄ alkoxy, optionally substituted C₃-C₆ cycloalkoxy, cyano, amino, alkylamino, dialkylamino, alkylsulfonyl, carboxy, nitro amido, alkylamido or dialkylamido.

10

R₅ is selected from hydrogen, halogen, C₁-C₄ alkyl, optionally substituted C₃-C₆ cycloalkyl, C₁-C₄ alkoxy, optionally substituted C₃-C₆ cycloalkoxy, cyano, amino, alkylamino, dialkylamino, alkylsulfonyl, carboxy, nitro amido, alkylamido or dialkylamido.

15

R₆ is selected from hydrogen, halogen, C₁-C₄ alkyl, optionally substituted C₃-C₆ cycloalkyl, C₁-C₄ alkoxy, optionally substituted C₃-C₆ cycloalkoxy, cyano, amino, alkylamino, dialkylamino, alkylsulfonyl, carboxy, nitro amido, alkylamido or dialkylamido.

20

R₇ is selected from hydrogen, C₁-C₄ alkyl and C₃-C₆ cycloalkyl.

R₈ is selected from hydrogen, C₁-C₄ alkyl and C₃-C₆ cycloalkyl.

25 In some embodiments, alkyl groups are fully saturated whether present on their own or as part of another group (e.g., alkylamino and alkylamido).

In certain embodiments, substituent groups are not further substituted.

30 In various embodiments, any group that is defined as being optionally substituted is independently singly or multiply substituted.

In various embodiments, any group that is defined as being optionally substituted is not substituted.

- 5 In one embodiment, X is selected from cycloalkyl, cycloalkyloxy, cycloalkylalkyl, cycloalkylalkoxy, heterocycloalkyl, heterocycloalkylalkyl, heterocycloalkyloxy, phenyl, heteroaryl, heteroaryloxy and heteroarylalkyl.

- In another embodiment, X is selected from alkyl, cycloalkyl, cycloalkyloxy, cycloalkylalkyl
10 and cycloalkylalkoxy.

In another embodiment, X is selected from halogen, C₁-C₄ alkoxy, alkyl, cycloalkyl, cycloalkyloxy, cycloalkylalkyl and cycloalkylalkoxy.

- 15 In another embodiment, X is selected from cycloalkyl, cycloalkyloxy, cycloalkylalkyl and cycloalkylalkoxy.

In an additional embodiment, X is selected from alkyl, heterocycloalkyl, heterocycloalkylalkyl and heterocycloalkyloxy.

20

In an additional embodiment, X is selected from alkyl, heterocycloalkyl, heterocycloalkylalkyl and heterocycloalkyloxy.

In a further embodiment, X is heterocycloalkyl.

25

In another embodiment, X is selected from heteroaryl, heteroaryloxy and heteroarylalkyl.

In another embodiment, X is selected from alkyl, phenyl and heteroaryl.

- 30 In another embodiment, X is selected from phenyl and heteroaryl.

In an additional embodiment, X is heteroaryl.

In an additional embodiment, X is phenyl.

5 In an additional embodiment, X is restricted phenyl.

In another embodiment, X is selected from a monocyclic heteroaryl having 5 ring atoms selected from C, O, S and N provided the total number of ring heteroatoms is less than or equal to four and where no more than one of the total number of heteroatoms is oxygen or sulfur, and a monocyclic heteroaryl having 6 atoms selected from C and N provided that not
10 more than 3 ring atoms are N, and where said ring may be optionally and independently substituted with up to two groups selected from C₁-C₄ alkyl, cycloalkyl, cycloalkoxy, C₁-C₄ alkoxy, CF₃, carboxy, alkoxyalkyl, C₁-C₄ cycloalkylalkoxy, amino, alkylamino, dialkylamino, amido, alkylamido, dialkylamido, thioalkyl, alkylsulfonyl, halogen, cyano, and
15 nitro. Examples include but are not limited to 1H-pyrrolyl, furanyl, thiophenyl, imidazolyl, pyrazolyl, isothiazolyl, isoxazolyl, oxazolyl, thiazolyl, 1,2,3-triazolyl, 1,2,4-triazolyl, 1,2,3-oxadiazolyl, 1,2,4-oxadiazolyl, 1,2,5-oxadiazolyl, 1,3,4-oxadiazolyl, 1,2,3-thiadiazolyl, 1,2,4-thiadiazolyl, 1,2,5-thiadiazolyl, 1,3,4-thiadiazolyl, tetrazolyl, 1,2,3,4-oxatriazolyl, 1,2,3,5-oxatriazolyl, 1,2,3,4-thiatriazolyl, 1,2,3,5-thiatriazolyl, 1,2,3-triazinyl, 1,2,4-triazinyl,
20 1,3,5-triazinyl, pyridinyl, pyrazinyl, pyridazinyl and pyrimidinyl.

In one embodiment, Y is hydrogen.

In another embodiment, Y is selected from alkyl and alkoxy.

25

In another embodiment, Y is selected from cycloalkyl, cycloalkylalkyl, cycloalkylalkoxy, heterocycloalkyl, heterocycloalkoxy.

In another embodiment, Y is selected from cycloalkyl, cycloalkylalkyl and cycloalkylalkoxy.

30

In another embodiment, Y is selected from cycloalkyl, heterocycloalkyl and heterocycloalkyloxy.

In a further embodiment, Y is selected from phenyl and heteroaryl.

5

In an additional embodiment, Y is heteroaryl.

In another embodiment, Y is selected from phenyl, a monocyclic heteroaryl having 5 ring atoms selected from C, O, S and N provided the total number of ring heteroatoms is less than or equal to four and where no more than one of the total number of heteroatoms is oxygen or sulfur, and a monocyclic heteroaryl having 6 atoms selected from C and N provided that not more than 3 ring atoms are N, and where said ring may be optionally and independently substituted with up to two groups selected from C₁-C₄ alkyl, cycloalkyl, cycloalkyloxy, C₁-C₄ alkoxy, CF₃, carboxy, alkoxyalkyl, C₁-C₄ cycloalkylalkoxy, amino, alkylamino, dialkylamino, amido, alkylamido, dialkylamido, thioalkyl, alkylsulfonyl, halogen, cyano, and nitro. Examples include but are not limited to 1H-pyrrolyl, furanyl, thiophenyl, imidazolyl, pyrazolyl, isothiazolyl, isoxazolyl, oxazolyl, thiazolyl, 1,2,3-triazolyl, 1,2,4-triazolyl, 1,2,3-oxadiazolyl, 1,2,4-oxadiazolyl, 1,2,5-oxadiazolyl, 1,3,4-oxadiazolyl, 1,2,3-thiadiazolyl, 1,2,4-thiadiazolyl, 1,2,5-thiadiazolyl, 1,3,4-thiadiazolyl, tetrazolyl, 1,2,3,4-oxatriazolyl, 1,2,3,5-oxatriazolyl, 1,2,3,4-thiatriazolyl, 1,2,3,5-thiatriazolyl, 1,2,3-triazinyl, 1,2,4-triazinyl, 1,3,5-triazinyl, pyridinyl, pyrazinyl, pyridazinyl and pyrimidinyl.

In another embodiment, Y is selected from a monocyclic aromatic ring having 5 ring atoms selected from C, O, S and N provided the total number of ring heteroatoms is less than or equal to four and where no more than one of the total number of heteroatoms is oxygen or sulfur, and a monocyclic aromatic ring having 6 atoms selected from C and N provided that not more than 3 ring atoms are N, and where said ring may be optionally and independently substituted with up to two groups selected from C₁-C₄ alkyl, cycloalkyl, cycloalkyloxy, C₁-C₄ alkoxy, CF₃, carboxy, alkoxyalkyl, C₁-C₄ cycloalkylalkoxy, amino, alkylamino, dialkylamino, amido, alkylamido, dialkylamido, thioalkyl, halogen, cyano, and nitro. Examples include but are not limited to 1H-pyrrolyl, furanyl, thiophenyl, imidazolyl,

pyrazolyl, isothiazolyl, isoxazolyl, oxazolyl, thiazolyl, 1,2,3-triazolyl, 1,2,4-triazolyl, 1,2,3-oxadiazolyl, 1,2,4-oxadiazolyl, 1,2,5-oxadiazolyl, 1,3,4-oxadiazolyl, 1,2,3-thiadiazolyl, 1,2,4-thiadiazolyl, 1,2,5-thiadiazolyl, 1,3,4-thiadiazolyl, tetrazolyl, 1,2,3,4-oxatriazolyl, 1,2,3,5-oxatriazolyl, 1,2,3,4-thiatriazolyl, 1,2,3,5-thiatriazolyl, 1,2,3-triazinyl, 1,2,4-triazinyl, 1,3,5-triazinyl, pyridinyl, pyrazinyl, pyridazinyl and pyrimidinyl.

In a further embodiment, Y is phenyl.

In another embodiment, Y is restricted phenyl.

10

In one embodiment Z_1 is CR_1 .

In another embodiment Z_1 is N.

15

In one embodiment Z_2 is CR_2 .

In another embodiment Z_2 is N.

In one embodiment Z_3 is CR_3 .

20

In another embodiment Z_3 is N.

In one embodiment Z_4 is CR_4 .

25

In another embodiment Z_4 is N.

In one embodiment, HET is selected from a monocyclic heteroaryl having 5 ring atoms selected from C, O, S and N provided the total number of ring heteroatoms is less than or equal to three and where no more than one of the total number of heteroatoms is oxygen or sulfur, and a monocyclic heteroaryl having 6 atoms selected from C and N provided that not more than 2 ring atoms are N, and where said ring may be optionally and independently

30

substituted with up to two groups selected from C₁-C₄ alkyl, C₃-C₆ cycloalkyl, alkoxy, C₃-C₆ cycloalkyloxy, carboxy, halogen, nitro, alkylsulfonyl, amino, alkylamino, dialkylamino, amido, alkylamido, dialkylamido and cyano. Examples include but are not limited to 1H-pyrrolyl, furanyl, thiophenyl, imidazolyl, pyrazolyl, isothiazolyl, isoxazolyl, oxazolyl, thiazolyl, 1,2,3-triazolyl, 1,2,3-oxadiazolyl, 1,2,3-thiadiazolyl, 1,2,3-triazinyl, 1,2,4-triazinyl, pyridinyl, pyrazinyl, pyridazinyl, pyrimidinyl and pyridin-2(1H)-onyl.

In another embodiment, HET is a monocyclic heteroaryl having 5 ring atoms selected from C, O, S and N provided the total number of ring heteroatoms is less than or equal to three and where no more than one of the total number of heteroatoms is oxygen or sulfur where said ring may be optionally and independently substituted with up to two groups selected from C₁-C₄ alkyl, C₃-C₆ cycloalkyl, alkoxy, C₃-C₆ cycloalkyloxy, carboxy, halogen, nitro, alkylsulfonyl, amino, alkylamino, dialkylamino, amido, alkylamido, dialkylamido and cyano. Examples include but are not limited to 1H-pyrrolyl, furanyl, thiophenyl, imidazolyl, pyrazolyl, isothiazolyl, isoxazolyl, oxazolyl, thiazolyl, 1,2,3-triazolyl, 1,2,3-oxadiazolyl, 1,2,3-thiadiazolyl, 1,2,3-triazinyl and 1,2,4-triazinyl.

In another embodiment, HET is a monocyclic aromatic ring having 6 atoms selected from C and N provided that not more than 2 ring atoms are N, where said ring may be optionally and independently substituted with up to two groups selected from C₁-C₄ alkyl, C₃-C₆ cycloalkyl, alkoxy, C₃-C₆ cycloalkyloxy, carboxy, halogen, nitro, alkylsulfonyl, amino, alkylamino, dialkylamino, amido, alkylamido, dialkylamido and cyano. Examples include but are not limited to pyridinyl, pyrazinyl, pyridazinyl, pyrimidinyl and pyridin-2(1H)-onyl.

In an additional embodiment, HET is a monocyclic heterocycloalkyl.

In a further embodiment HET is a monocyclic heterocycloalkyl having only 6 ring atoms. Examples include, but are not limited to, morpholinyl, piperidinyl, piperazinyl N-Me-piperazinyl and pyranyl.

30

In another embodiment HET is a monocyclic heterocycloalkyl having only 5 ring atoms. Examples include, but are not limited to, tetrahydrofuranyl and pyrrolidinyl.

In another embodiment, HET is selected from, imidazolyl, thiazolyl, oxazolyl, pyridinyl, pyrimidinyl, pyrazinyl, triazolyl, pyrazolyl, cinnolinyl, piperdinyl, pyrrolidinyl, tetrahydrofuranyl, and pyranyl.

In another embodiment, R₁ is selected from hydrogen, halogen, C₁-C₄ alkyl, C₃-C₆ cycloalkyl, C₁-C₄ alkoxy, C₃-C₆ cycloalkyloxy, cyano and alkylsulfonyl.

10

In another embodiment, R₁ is selected from halogen, C₁-C₄ alkyl, C₃-C₆ cycloalkyl, C₁-C₄ alkoxy, C₃-C₆ cycloalkyloxy, cyano and alkylsulfonyl.

In another embodiment, R₁ is selected from hydrogen, alkoxy, halogen, cyano, alkylsulfonyl and nitro.

15

In one embodiment, R₁ is hydrogen.

In another embodiment, R₂ is selected from hydrogen, halogen, C₁-C₄ alkyl, C₃-C₆ cycloalkyl, C₁-C₄ alkoxy, C₃-C₆ cycloalkyloxy, cyano and alkylsulfonyl.

20

In another embodiment, R₂ is selected from halogen, C₁-C₄ alkyl, C₃-C₆ cycloalkyl, C₁-C₄ alkoxy, C₃-C₆ cycloalkyloxy, cyano and alkylsulfonyl.

In another embodiment, R₂ is selected from hydrogen, alkoxy, halogen, cyano, alkylsulfonyl and nitro.

25

In one embodiment, R₂ is hydrogen.

In another embodiment, R₃ is selected from hydrogen, halogen, C₁-C₄ alkyl, C₃-C₆ cycloalkyl, C₁-C₄ alkoxy, C₃-C₆ cycloalkyloxy, cyano and alkylsulfonyl.

30

In another embodiment, R₃ is selected from halogen, C₁-C₄ alkyl, C₃-C₆ cycloalkyl, C₁-C₄ alkoxy, C₃-C₆ cycloalkoxy, cyano and alkylsulfonyl.

- 5 In another embodiment, R₃ is selected from hydrogen, alkoxy, halogen, cyano, alkylsulfonyl and nitro.

In one embodiment, R₃ is hydrogen.

- 10 In another embodiment, R₄ is selected from hydrogen, halogen, C₁-C₄ alkyl, C₃-C₆ cycloalkyl, C₁-C₄ alkoxy, C₃-C₆ cycloalkoxy, cyano and alkylsulfonyl.

In another embodiment, R₄ is selected from halogen, C₁-C₄ alkyl, C₃-C₆ cycloalkyl, C₁-C₄ alkoxy, C₃-C₆ cycloalkoxy, cyano and alkylsulfonyl.

15

In another embodiment, R₄ is selected from hydrogen, alkoxy, halogen, cyano, alkylsulfonyl and nitro.

In one embodiment, R₄ is hydrogen.

20

In another embodiment, R₅ is selected from hydrogen, halogen, C₁-C₄ alkyl, C₃-C₆ cycloalkyl, C₁-C₄ alkoxy, C₃-C₆ cycloalkoxy, cyano and alkylsulfonyl.

- 25 In another embodiment, R₅ is selected from halogen, C₁-C₄ alkyl, C₃-C₆ cycloalkyl, C₁-C₄ alkoxy, C₃-C₆ cycloalkoxy, cyano and alkylsulfonyl.

In another embodiment, R₅ is selected from hydrogen, alkoxy, halogen, cyano, alkylsulfonyl and nitro.

- 30 In one embodiment, R₅ is hydrogen.

In another embodiment, R₆ is selected from hydrogen, halogen, C₁-C₄ alkyl, C₃-C₆ cycloalkyl, C₁-C₄ alkoxy, C₃-C₆ cycloalkoxy, cyano and alkylsulfonyl.

In another embodiment, R₆ is selected from halogen, C₁-C₄ alkyl, C₃-C₆ cycloalkyl, C₁-C₄ alkoxy, C₃-C₆ cycloalkoxy, cyano and alkylsulfonyl.

In another embodiment, R₆ is selected from hydrogen, alkoxy, halogen, cyano, alkylsulfonyl and nitro.

10 In one embodiment, R₆ is hydrogen.

In one embodiment, R₇ is selected from hydrogen and C₁-C₄ alkyl.

In another embodiment, R₇ is C₁-C₄ alkyl.

15

In another embodiment, R₇ is hydrogen.

In one embodiment, R₈ is selected from hydrogen and C₁-C₄ alkyl.

20 In another embodiment, R₈ is C₁-C₄ alkyl.

In another embodiment, R₈ is hydrogen.

25 Compounds of the disclosure may contain asymmetric centers and exist as different enantiomers or diastereomers or a combination of these therein. All enantiomeric, diastereomeric forms of Formulas (I) and (II) are embodied herein.

30 Compound of the disclosure may exist as geometric isomers and tautomeric forms or a combination of these therein. When a compound of Formulas (I) or (II) contains an alkenyl or an imino group, geometric cis/trans (E/Z) isomers are possible. All cis/trans

isomeric forms and tautomeric forms of Formulas (I) and (II) are embodied herein and are represented by the formula.

Compounds in the disclosure may be in the form of pharmaceutically acceptable salts.

- 5 The phrase “pharmaceutically acceptable” refers to salts prepared from pharmaceutically acceptable non-toxic bases and acids, including inorganic and organic bases and inorganic and organic acids. Salts derived from inorganic bases include lithium, sodium, potassium, magnesium, calcium and zinc. Salts derived from organic bases include ammonia, primary, secondary and tertiary amines, and amino acids. Salts derived from
- 10 inorganic acids include sulfuric, hydrochloric, phosphoric, hydrobromic. Salts derived from organic acids include C₁₋₆ alkyl carboxylic acids, di-carboxylic acids and tricarboxylic acids such as acetic acid, propionic acid, fumaric acid, maleic acid, succinic acid, tartaric acid, adipic acid and citric acid, and alkylsulfonic acids such as methanesulphonic, and aryl sulfonic acids such as *para*-tolouene sulfonic acid and
- 15 benzene sulfonic acid.

Compounds in the disclosure may be in the form of a solvate. This occurs when a compound of Formulas (I) or (II) has an energetically favorable interaction with a solvent, crystallizes in a manner that it incorporates solvent molecules into the crystal

20 lattice or a complex is formed with solvent molecules in the solid or liquid state.

Examples of solvents forming solvates are water (hydrates), MeOH, EtOH, iPrOH, and acetone.

Compounds in the disclosure may exist in different crystal forms known as polymorphs.

- 25 Polymorphism is the ability of a substance to exist in two or more crystalline phases that have different arrangements and/or conformations of the molecule in the crystal lattice.

Compounds in the disclosure may exist as isotopically labeled compounds of Formulas (I) or (II) where one or more atoms are replaced by atoms having the same atomic

- 30 number but a different atomic mass from the atomic mass which is predominantly seen in nature. Examples of isotopes include, but are not limited to hydrogen isotopes

(deuterium, tritium), carbon isotopes (^{11}C , ^{13}C , ^{14}C) and nitrogen isotopes (^{13}N , ^{15}N). For example, substitution with heavier isotopes such as deuterium (^2H) may offer certain therapeutic advantages resulting from greater metabolic stability which could be preferable and lead to longer *in vivo* half-life or dose reduction in a mammal or human.

5

Prodrugs of compounds embodied by Formulas (I) or (II) are also within the scope of this disclosure. Particular derivatives of compounds of Formulas (I) or (II) which may have little to negligible pharmacological activity themselves, can, when administered to a mammal or human, be converted into compounds of Formulas (I) or (II) having the
10 desired biological activity.

15

Compounds in the disclosure and their pharmaceutically acceptable salts, prodrugs, as well as metabolites of the compounds, may also be used to treat certain eating disorders, obesity, compulsive gambling, sexual disorders, narcolepsy, sleep disorders, diabetes,
15 metabolic syndrome, neurodegenerative disorders and CNS disorders/conditions as well as in smoking cessation treatment.

20

In one embodiment the treatment of CNS disorders and conditions by the compounds of the disclosure can include Huntington's disease, schizophrenia and schizo-affective
20 conditions, delusional disorders, drug-induced psychoses, panic and obsessive compulsive disorders, post-traumatic stress disorders, age-related cognitive decline, attention deficit/hyperactivity disorder, bipolar disorders, personality disorders of the paranoid type, personality disorders of the schizoid type, psychosis induced by alcohol, amphetamines, phencyclidine, opioids hallucinogens or other drug-induced psychosis,
25 dyskinesia or choreiform conditions including dyskinesia induced by dopamine agonists, dopaminergic therapies, psychosis associated with Parkinson's disease, psychotic symptoms associated with other neurodegenerative disorders including Alzheimer's disease, dystonic conditions such as idiopathic dystonia, drug-induced dystonia, torsion dystonia, and tardive dyskinesia, mood disorders including major depressive episodes,
30 post-stroke depression, minor depressive disorder, premenstrual dysphoric disorder,

dementia including but not limited to multi-infarct dementia, AIDS-related dementia, and neurodegenerative dementia,

In another embodiment, compounds of the disclosure may be used for the treatment of eating disorders, obesity, compulsive gambling, sexual disorders, narcolepsy, sleep disorders as well as in smoking cessation treatment.

In a further embodiment, compounds of the disclosure may be used for the treatment of obesity, schizophrenia, schizo-affective conditions, Huntington's disease, dystonic conditions and tardive dyskinesia.

In another embodiment, compounds of the disclosure may be used for the treatment of schizophrenia, schizo-affective conditions, Huntington's disease and obesity.

In a further embodiment, compounds of the disclosure may be used for the treatment of schizophrenia and schizo-affective conditions.

In an additional embodiment, compounds of the disclosure may be used for the treatment of Huntington's disease.

In another embodiment, compounds of the disclosure may be used for the treatment of obesity and metabolic syndrome.

Compounds of the disclosure may also be used in mammals and humans in conjunction with conventional antipsychotic medications including but not limited to Clozapine, Olanzapine, Risperidone, Ziprasidone, Haloperidol, Aripiprazole, Sertindole and Quetiapine. The combination of a compound of Formula (I) or (II) with a subtherapeutic dose of an aforementioned conventional antipsychotic medication may afford certain treatment advantages including improved side effect profiles and lower dosing requirements.

Definitions

Alkyl is meant to denote a linear or branched saturated or unsaturated aliphatic C₁-C₈ hydrocarbon which can be optionally substituted with up to 3 fluorine atoms.

5 Unsaturations in the form of a double or triple carbon-carbon bond may be internal or terminally located and in the case of a double bond both cis and trans isomers are included. Examples of alkyl groups include but are not limited to methyl, trifluoromethyl, ethyl, trifluoroethyl, isobutyl, neopentyl, cis- and trans- 2-butenyl, isobutenyl, propargyl. C₁-C₄ alkyl is the subset of alkyl limited to a total of up to 4
10 carbon atoms.

In each case in which a size range for the number of atoms in a ring or chain is disclosed, all subsets are disclosed. Thus, C_x-C_y includes all subsets, e.g., C₁-C₄ includes C₁-C₂, C₂-C₄, C₁-C₃ etc.

15

Acyl is an alkyl-C(O)- group wherein alkyl is as defined above. Examples of acyl groups include acetyl and propionyl.

Alkoxy is an alkyl-O- group wherein alkyl is as defined above. C₁-C₄ alkoxy is the subset
20 of alkyl-O- where the subset of alkyl is limited to a total of up to 4 carbon atoms. Examples of alkoxy groups include methoxy, trifluoromethoxy, ethoxy, trifluoroethoxy, and propoxy

Alkoxyalkyl is an alkyl-O-(C₁-C₄ alkyl)- group wherein alkyl is as defined above.
25 Examples of alkoxyalkyl groups include methoxymethyl and ethoxymethyl.

Alkoxyalkyloxy is an alkoxy-alkyl-O- group wherein alkoxy and alkyl are as defined above. Examples of alkoxyalkyloxy groups include methoxymethyloxy (CH₃OCH₂O-) and methoxyethyloxy (CH₃OCH₂CH₂O-) groups.

30

Alkylthio is alkyl-S- group wherein alkyl is as defined above.

Alkylsulfonyl is alkyl-SO₂- wherein alkyl is as defined above.

Alkylamino is alkyl-NH- wherein alkyl is as defined above.

5

Dialkylamino is (alkyl)₂-N- wherein alkyl is as defined above.

Amido is H₂NC(O)-

10 Alkylamido is alkyl-NHC(O)- wherein alkyl is as defined above.

Dialkylamido is (alkyl)₂-NC(O)- wherein alkyl is as defined above.

Aromatic is heteroaryl or aryl wherein heteroaryl and aryl are as defined below.

15

Aryl is a phenyl or naphthyl group. Aryl groups may be optionally and independently substituted with up to three groups selected from halogen, CF₃, CN, NO₂, OH, alkyl, cycloalkyl, cycloalkylalkyl, alkoxy, alkoxyalkyl, aryloxy, alkoxyalkyloxy, heterocycloalkyl, heterocycloalkylalkyl, heterocycloalkyloxy, heteroaryl, heteroaryloxy,
 20 -OCH₂CH₂OCH₃, -OC(O)R_a, -OC(O)OR_a, -OC(O)NHR_a, -OC(O)N(R_a), -SR_a, -S(O)R_a,
 -NH₂, -NHR_a, -N(R_a)(R_b), -NHC(O)R_a, -N(R_a)C(O)R_b, -NHC(O)OR_a,
 -N(R_a)C(O)OR_b, -N(R_a)C(O)NH(R_b), -N(R_a)C(O)NH(R_b)₂, -C(O)NH₂, -C(O)NHR_a,
 -C(O)N(R_a)(R_b), -CO₂H, -CO₂R_a, -COR_a wherein R_a and R_b are independently chosen
 25 from alkyl, alkoxyalkyl, -CH₂CH₂OH, -CH₂CH₂OMe, cycloalkyl, cycloalkylalkyl, aryl,
 arylalkyl, heteroaryl, heteroarylalkyl, heterocycloalkyl, and heterocycloalkylalkyl, each
 of which is optionally and independently substituted with up to three groups selected
 from only halogen, Me, Et, ⁱPr, ^tBu, unsubstituted cyclopropyl, unsubstituted cyclobutyl,
 CN, NO₂, NH₂, CF₃, NHMe, NMe₂, OMe, OCF₃, each of which are attached via carbon-
 carbon or carbon-nitrogen or carbon-oxygen single bonds; or R_a and R_b taken together
 30 with the atom(s) to which they are attached form a 5-6 membered ring.

Arylalkyl is an aryl-alkyl- group wherein aryl and alkyl are as defined above.

Aryloxy is an aryl-O- group wherein aryl is as defined above.

5 Arylalkoxy is an aryl-(C₁-C₄ alkyl)-O- group wherein aryl is as defined above.

Carboxy is a CO₂H or CO₂R_c group wherein R_c is independently chosen from, alkyl, C₁-C₄ alkyl, cycloalkyl, arylalkyl, cycloalkylalkyl, CF₃, and alkoxyalkyl, wherein alkyl is as defined above and cycloalkyl is as defined below.

10

Cycloalkyl is a C₃-C₇ cyclic non-aromatic hydrocarbon which may contain a single double bond and is optionally and independently substituted with up to three groups selected from C₁-C₄alkyl, C₁-C₄ alkoxy, hydroxyl and oxo. Examples of cycloalkyl groups include cyclopropyl, cyclobutyl, cyclopentyl, cyclohexyl, cyclopentenyl and
15 cyclohexanonyl.

Cycloalkyloxy is a cycloalkyl-O- group wherein cycloalkyl is as defined above.

Examples include cyclopropyloxy, cyclobutyloxy and cyclopentyloxy. C₃-C₆ cycloalkyloxy is the subset of cycloalkyl-O- where cycloalkyl contains 3-6 carbon atoms.

20

Cycloalkylalkyl is a cycloalkyl-(C₁-C₄ alkyl)- group. Examples include cyclopropylmethyl, cyclopropylethyl, cyclohexylmethyl and cyclohexylethyl.

Cycloalkylalkoxy is a cycloalkyl-(C₁-C₄ alkyl)-O- group wherein cycloalkyl and alkyl are
25 as defined above. Examples of cycloalkylalkoxy groups include cyclopropylmethoxy, cyclopentylmethoxy and cyclohexylmethoxy.

Halogen is F, Cl, Br or I.

30 Heteroaryl is a tetrazole, 1,2,3,4-oxatriazole, 1,2,3,5-oxatriazole, a mono or bicyclic aromatic ring system, or a heterobicyclic ring system with one aromatic ring having 5 to

10 ring atoms independently selected from C, N, O and S, provided that not more than 3 ring atoms in any single ring are other than C. Examples of heteroaryl groups include but are not limited to thiophenyl, furanyl, thiazolyl, isothiazolyl, oxazolyl, isoxazolyl, 1,2,4-oxadiazolyl, 1,3,4-oxadiazolyl, pyrrazolyl, imidazolyl, 1,2,3-triazolyl, 1,3,4-triazolyl, 5 pyrimidinyl, pyrazinyl, indolyl, quinolyl, tetrahydroquinolyl, isoquinolyl, tetrahydroisoquinolyl, indazolyl, benzthiadiazololyl, benzoxadiazolyl and benzimidazolyl. Heteroaryl groups may be optionally and independently substituted with up to 3 substituents independently selected from halogen, CF₃, CN, NO₂, OH, alkyl, cycloalkyl, cycloalkylalkyl, alkoxy, alkoxyalkyl, aryloxy, alkoxyalkyloxy, 10 heterocycloalkyl, heterocycloalkylalkyl, heterocycloalkyloxy, heteroaryl, heteroaryloxy, -OCH₂CH₂OCH₃, -OC(O)R_a, -OC(O)OR_a, -OC(O)NHR_a, -OC(O)N(R_a), -SR_a, -S(O)R_a, -NH₂, -NHR_a, -N(R_a)(R_b), -NHC(O)R_a, -N(R_a)C(O)R_b, -NHC(O)OR_a, -N(R_a)C(O)OR_b, -N(R_a)C(O)NH(R_b), -N(R_a)C(O)NH(R_b)₂, -C(O)NH₂, -C(O)NHR_a, -C(O)N(R_a)(R_b), -CO₂H, -CO₂R_a, -COR_a wherein R_a and R_b are independently chosen 15 from alkyl, alkoxyalkyl, -CH₂CH₂OH, -CH₂CH₂OMe, cycloalkyl, cycloalkylalkyl, aryl, arylalkyl, heteroaryl, heteroarylalkyl, heterocycloalkyl, and heterocycloalkylalkyl, each of which is optionally and independently substituted with up to three groups selected from only halogen, Me, Et, ⁱPr, ^tBu, unsubstituted cyclopropyl, unsubstituted cyclobutyl, CN, NO₂, NH₂, CF₃, NHMe, NMe₂, OMe, OCF₃, each of which are attached via carbon-carbon or carbon-nitrogen or carbon-oxygen single bonds; or R_a and R_b taken together 20 with the atom(s) to which they are attached form a 5-6 membered ring.

Heteroarylalkyl is a heteroaryl-(C₁-C₄ alkyl)- group wherein heteroaryl and alkyl are as defined above. Examples of heteroarylalkyl groups include 4-pyridinylmethyl and 4- 25 pyridinylethyl.

Heteroaryloxy is a heteroaryl-O group wherein heteroaryl is as defined above.

Heteroarylalkoxy is a heteroaryl-(C₁-C₄ alkyl)-O- group wherein heteroaryl and alkoxy 30 are as defined above. Examples of heteroarylalkyl groups include 4-pyridinylmethoxy and 4-pyridinylethoxy.

Heterobicyclic ring system is a ring system having 8-10 atoms independently selected from C, N, O and S, provided that not more than 3 ring atoms in any single ring are other than carbon and provided that at least one of the rings is aromatic; said bicyclic ring may
5 be optionally and independently substituted with up to 3 substituents independently selected from alkyl, alkoxy, cycloalkyl, C₃-C₆ cycloalkyloxy, cycloalkylalkyl, halogen, nitro, alkylsulfonyl and cyano. Examples of 8-10 membered heterobicyclic ring systems include but are not limited to 1,5-naphthyridyl, 1,2,3,4-tetrahydro-1,5-naphthyridyl 1,6-naphthyridyl , 1,2,3,4-tetrahydro-1,6-naphthyridyl 1,7-naphthyridyl, 1,2,3,4-tetrahydro-
10 1,7-naphthyridinyl 1,8-naphthyridyl, 1,2,3,4-tetrahydro-1,8-naphthyridyl, 2,6-naphthyridyl , 2,7-naphthyridyl, cinnoyl , isoquinolyl , tetrahydroisoquinolyl, phthalazyl , quinazolyl , 1,2,3,4-tetrahydroquinazolyl, quinolyl , tetrahydroquinolyl, quinoxalyl, tetrahydroquinoxalyl, benzo[*d*][1,2,3]triazyl, benzo[*e*][1,2,4]triazyl , pyrido[2,3-*b*]pyrazyl, pyrido[2,3-*c*]pyridazyl, pyrido[2,3-*d*]pyrimidyl, pyrido[3,2-
15 *b*]pyrazyl, pyrido[3,2-*c*]pyridazyl , pyrido[3,2-*d*]pyrimidyl, pyrido[3,4-*b*]pyrazyl, pyrido[3,4-*c*]pyridazyl , pyrido[3,4-*d*]pyrimidyl , pyrido[4,3-*b*]pyrazyl , pyrido[4,3-*c*]pyridazyl, pyrido[4,3-*d*]pyrimidyl, quinazolyl, 1H-benzo[*d*][1,2,3]triazoyl, 1H-benzo[*d*]imidazoyl, 1H-indazoyl, 1H-indoyl, 2H-benzo[*d*][1,2,3]triazoyl , 2H-pyrazolo[3,4-*b*]pyridinyl , 2H-pyrazolo[4,3-*b*]pyridinyl , [1,2,3]triazolo[1,5-*a*]pyridinyl ,
20 [1,2,4]triazolo[1,5-*a*]pyridinyl , [1,2,4]triazolo[4,3-*a*]pyridinyl , benzo[*b*]thienyl , benzo[*c*][1,2,5]oxadiazyl , benzo[*c*][1,2,5]thiadiazolyl , benzo[*d*]isothiazoyl , benzo[*d*]isoxazoyl , benzo[*d*]oxazoyl , benzo[*d*]thiazoyl , benzofuryl , imidazo[1,2-*a*]pyrazyl , imidazo[1,2-*a*]pyridinyl, imidazo[1,2-*a*]pyrimidyl , imidazo[1,2-*b*]pyridazyl , imidazo[1,2-*c*]pyrimidyl , imidazo[1,5-*a*]pyrazyl, imidazo[1,5-*a*]pyridinyl , imidazo[1,5-
25 *a*]pyrimidyl , imidazo[1,5-*b*]pyridazyl , imidazo[1,5-*c*]pyrimidyl , indolizyl , pyrazolo[1,5-*a*]pyrazyl , pyrazolo[1,5-*a*]pyridinyl , pyrazolo[1,5-*a*]pyrimidyl, pyrazolo[1,5-*b*]pyridazine , pyrazolo[1,5-*c*]pyrimidine , pyrrolo[1,2-*a*]pyrazine , pyrrolo[1,2-*a*]pyrimidyl , pyrrolo[1,2-*b*]pyridazyl , pyrrolo[1,2-*c*]pyrimidyl, 1H-imidazo[4,5-*b*]pyridinyl, 1H-imidazo[4,5-*c*]pyridinyl , 1H-pyrazolo[3,4-*b*]pyridinyl , 1H-pyrazolo[3,4-*c*]pyridinyl , 1H-pyrazolo[4,3-*b*]pyridinyl , 1H-pyrazolo[4,3-*c*]pyridinyl ,
30 1H-pyrrolo[2,3-*b*]pyridinyl , 1H-pyrrolo[2,3-*c*]pyridinyl , 1H-pyrrolo[3,2-*b*]pyridinyl ,

1H-pyrrolo[3,2-*c*]pyridinyl, 2H-indazolyl, 3H-imidazo[4,5-*b*]pyridinyl, 3H-imidazo[4,5-*c*]pyridinyl, benzo[*c*]isothiazyl, benzo[*c*]isoxazolyl, furo[2,3-*b*]pyridinyl, furo[2,3-*c*]pyridinyl, furo[3,2-*b*]pyridinyl, furo[3,2-*c*]pyridinyl, isothiazolo[4,5-*b*]pyridinyl, isothiazolo[4,5-*c*]pyridinyl, isothiazolo[5,4-*b*]pyridinyl, isothiazolo[5,4-*c*]pyridinyl, isoxazolo[4,5-*b*]pyridinyl, isoxazolo[4,5-*c*]pyridinyl, isoxazolo[5,4-*b*]pyridinyl, isoxazolo[5,4-*c*]pyridinyl, oxazolo[4,5-*b*]pyridinyl, oxazolo[4,5-*c*]pyridinyl, oxazolo[5,4-*b*]pyridinyl, oxazolo[5,4-*c*]pyridinyl, thiazolo[4,5-*b*]pyridinyl, thiazolo[4,5-*c*]pyridinyl, thiazolo[5,4-*b*]pyridinyl, thiazolo[5,4-*c*]pyridinyl, thieno[2,3-*b*]pyridinyl, thieno[2,3-*c*]pyridinyl, thieno[3,2-*b*]pyridinyl and thieno[3,2-*c*]pyridinyl.

10

Heterocycloalkyl is a non-aromatic, monocyclic or bicyclic saturated or partially unsaturated ring system comprising 5-10 ring atoms selected from C, N, O and S, provided that not more than 2 ring atoms in any single ring are other than C. In the case where the heterocycloalkyl group contains a nitrogen atom the nitrogen may be substituted with an alkyl, acyl, -C(O)O-alkyl, -C(O)NH(alkyl) or a -C(O)N(alkyl)₂ group. Heterocycloalkyl groups may be optionally and independently substituted with hydroxy, alkyl and alkoxy groups and may contain up to two oxo groups where said oxo groups are attached via a carbon atom. Heterocycloalkyl groups may be linked to the rest of the molecule via either carbon or nitrogen ring atoms. Examples of heterocycloalkyl groups include tetrahydrofuran-2-yl, tetrahydrothien-2-yl, tetrahydro-2H-pyran-2-yl, tetrahydro-2H-thiopyran-2-yl, pyrrolidin-2-yl, pyrrolidin-1-yl, succinimid-2-yl, piperidin-2-yl, piperazin-2-yl, N-methylpiperazin-2-yl, morpholin-2-yl, morpholin-3-one, thiomorpholin-2-yl, thiomorpholin-3-one, 2,5-diazabicyclo[2.2.2]octan-2-yl, 2,5-diazabicyclo[2.2.1]heptan-2-yl, octahydro-1H-pyrido[1,2-*a*]pyrazin-2-yl, 3-thia-6-azabicyclo[3.1.1]heptan-2-yl and 3-oxa-6-azabicyclo[3.1.1]heptan-2-yl.

25

Heterocycloalkylalkyl is a heterocycloalkyl-(C₁-C₄ alkyl)- group wherein heterocycloalkyl is as defined above.

30

Heterocycloalkyloxy is a heterocycloalkyl-O- group wherein heterocycloalkyl is as defined above.

Heterocycloalkylalkoxy is a heterocycloalkyl-(C₁-C₄ alkyl)-O- group wherein heterocycloalkyl is as defined above.

5 Imino is a -N=C- group.

Oxo is a -C(O)- group.

Phenyl is a benzene ring which may be optionally and independently substituted with up
 10 to three groups selected from halogen, CF₃, CN, NO₂, OH, alkyl, cycloalkyl, cycloalkylalkyl, alkoxy, alkoxyalkyl, aryloxy, alkoxyalkyloxy, heterocycloalkyl, heterocycloalkylalkyl, heterocycloalkyloxy, heteroaryl, heteroaryloxy, -OCH₂CH₂OCH₃, -OC(O)R_a, -OC(O)OR_a, -OC(O)NHR_a, -OC(O)N(R_a), -SR_a, -S(O)R_a, -NH₂, -NHR_a, -N(R_a)(R_b), -NHC(O)R_a, -N(R_a)C(O)R_b, -NHC(O)OR_a,
 15 -N(R_a)C(O)OR_b, -N(R_a)C(O)NH(R_b), -N(R_a)C(O)NH(R_b)₂, -C(O)NH₂, -C(O)NHR_a, -C(O)N(R_a)(R_b), -CO₂H, -CO₂R_a, -COR_a wherein R_a and R_b are independently chosen from alkyl, alkoxyalkyl, -CH₂CH₂OH, -CH₂CH₂OMe, cycloalkyl, cycloalkylalkyl, aryl, arylalkyl, heteroaryl, heteroarylalkyl, heterocycloalkyl, and heterocycloalkylalkyl, each of which is optionally and independently substituted with up to three groups selected
 20 from only halogen, Me, Et, ⁱPr, ^tBu, unsubstituted cyclopropyl, unsubstituted cyclobutyl, CN, NO₂, NH₂, CF₃, NHMe, NMe₂, OMe, OCF₃, each of which are attached via carbon-carbon or carbon-nitrogen or carbon-oxygen single bonds; or R_a and R_b taken together with the atom(s) to which they are attached form a 5-6 membered ring.

25 Restricted phenyl is a benzene ring which may be optionally and independently substituted with up to three groups selected from halogen, CF₃, CN, alkoxy, alkoxyalkyl, aryloxy, alkoxyalkyloxy, heterocycloalkyl, heterocycloalkyloxy, heteroaryl, heteroaryloxy, -OCH₂CH₂OCH₃, -OC(O)R_a, -OC(O)OR_a, -OC(O)N(R_a), -N(R_a)(R_b), -NHC(O)R_a, -N(R_a)C(O)R_b, -NHC(O)OR_a, -N(R_a)C(O)OR_b, -
 30 C(O)N(R_a)(R_b), -COR_a wherein R_a and R_b are independently chosen from alkyl, alkoxyalkyl, -CH₂CH₂OH, -CH₂CH₂OMe, cycloalkyl, cycloalkylalkyl, aryl, arylalkyl,

heteroaryl, heteroarylalkyl, heterocycloalkyl, and heterocycloalkylalkyl, each of which is optionally and independently substituted with up to three groups selected from only halogen, Me, Et, ⁱPr, ^tBu, unsubstituted cyclopropyl, unsubstituted cyclobutyl, CN, NO₂, NH₂, CF₃, NHMe, NMe₂, OMe, OCF₃, each of which are attached via carbon-carbon or
 5 carbon-nitrogen or carbon-oxygen single bonds; or R_a and R_b taken together with the atom(s) to which they are attached form a 5-6 membered ring.

Abbreviations used in the following examples and preparations include:

	Ac	Acyl (Me-C(O)-)
10	AcN	Acetonitrile
	BINAP	2,2'-bis(diphenylphosphino)-1,1'-binaphthyl
	Bn	Benzyl
	Celite®	Diatomaceous earth
	DBU	1,8-Diazabicyclo[5.4.0]undec-7-ene
15	DCC	N,N', Dicyclohexylcarbodiimide
	DCM	Dichloromethane
	DIEA	Di-isopropylethyl amine
	DIPEA	Di-isopropylethyl amine
	DMAP	4-Dimethylaminopyridine
20	DMF	Dimethylformamide
	DMP	Dess Martin Periodinane
	DMSO	Dimethyl sulfoxide
	Dppf	1,4-Bis(diphenylphosphino) ferrocene
	EDC	1-(3-Dimethylaminopropyl)-3-ethylcarbodiimide Hydrochloride
25	Et ₃ N	Triethylamine
	g	gram(s)
	h	Hour(s)
	hr	Hour(s)
	HATU	2-(7-Aza-1H-benzotriazole-1-yl)-1,1,3,3-tetramethyluronium hexafluorophosphate
30	HMDS	Hexamethyldisilazide

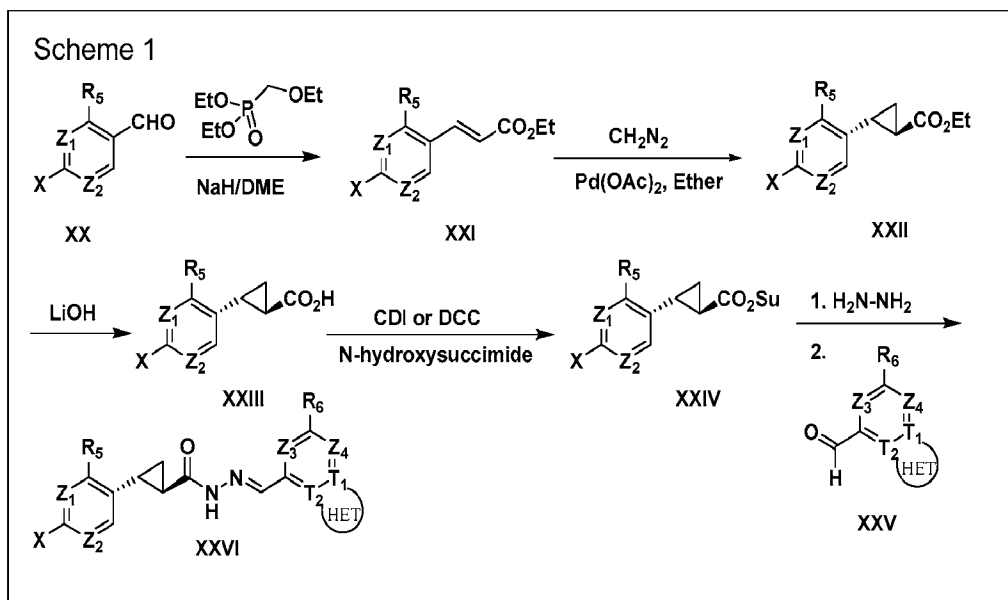
	HOBt	1-Hydroxybenzotriazole
	HPLC	High Pressure Liquid Chromatography
	HRMS	High resolution mass spectrometry
	i.v.	<i>Intravenous</i>
5	KHMDS	Potassium Hexamethyldisilazide
	LDA	Lithium Di-isopropylamide
	m	Multiplet
	m-	<i>meta</i>
	MEM	Methoxyethoxymethyl
10	MeOH	Methyl Alcohol or Methanol
	min	Minute(s)
	mmol	millimoles
	mmole	millimoles
	Ms	Mesylate
15	MS	Mass Spectrometry
	MW	Molecular Weight
	NBS	N-Bromosuccinamide
	NIS	N-Iodosuccinamide
	NMR	Nuclear Magnetic Resonance
20	NMM	N-Methyl Morpholine
	NMP	<i>N</i> -Methyl-2-pyrrolidone
	o	<i>ortho</i>
	o/n	overnight
	p	<i>para</i>
25	PCC	Pyridinium Chlorochromate
	PEPPSI	1,3-Bis(2,6-diisopropylphenyl)imidazolidene)(3-chloropyridinyl) palladium(II) dichloride
	PhNTf ₂	1,1,1-trifluoro-N-phenyl-N-(trifluoromethylsulfonyl)methanesulfonamide
30	POPd	Dihydrogen dichlorobis(di- <i>tert</i> -butylphosphinito-kp) palladate (2-)

	p.s.i.	Pounds per square inch
	PPA	Polyphosphoric acid
	PPAA	1-Propanephosphonic Acid Cyclic Anhydride
	PTSA	p-Toluenesulfonic acid
5	PyBOP®	Benzotriazol-1-yl-oxytripyrrolidinophosphonium hexafluorophosphate
	RT (or rt)	room temperature (about 20-25°C)
	s	Singlet
	sat.	Saturated
10	t	Triplet
	TBAF	Tetra-butyl ammonium fluoride
	TEA	Triethylamine
	TFA	Trifluoroacetic Acid
	THF	Tetrahydrofuran
15	TLC	Thin layer chromatography
	TMS	Trimethylsilyl
	Tf	Triflate
	Tof-MS	Time of Flight Mass Spectrometry
	Ts	Tosylate
20	v/v	volume/volume
	wt/v	weight/volume

Detailed Description of the Disclosure

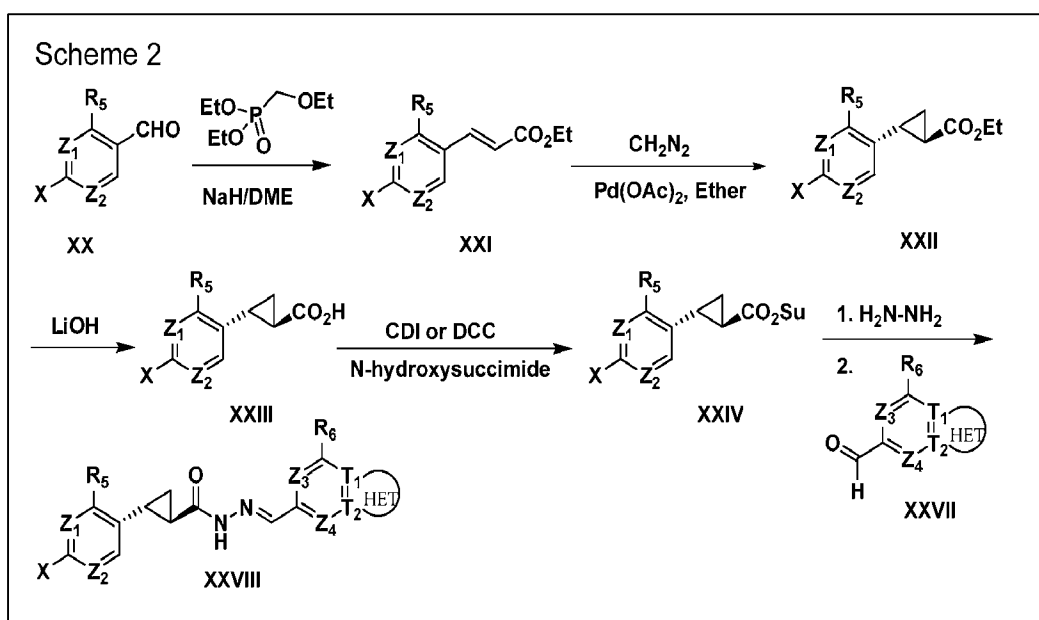
25 The cyclopropyl compounds of Formulas (I) and (II) may be prepared from multi-step organic synthesis routes from aryl or heteroaryl aldehydes by one skilled in the art of organic synthesis using established organic synthesis procedures. The starting aryl aldehydes may be prepared from halobenzenes via. treatment with a lithium base and dimethylformamide. Alternatively, the aryl aldehydes may be prepared by oxidation of
30 the corresponding methylpyridine or substituted toluene to the corresponding aldehyde.

Compounds of the disclosure of Formula (I) in which Y= H are as described previously and thus having general Formula XXVI may be prepared generally as depicted in Scheme 1.



5

Compounds of the disclosure of Formula (II) in which Y= H are as described previously and thus having general Formula XXVIII may be prepared generally as depicted in Scheme 2.



10

Reactive groups not involved in the above processes can be protected with standard protecting groups during the reactions and removed by standard procedures (T. W. Greene & P. G. M. Wuts, Protecting Groups in Organic Synthesis, Third Edition, Wiley-Interscience) known to those of ordinary skill in the art. Presently preferred
5 protecting groups include methyl, benzyl, MEM, acetate and tetrahydropyranyl for the hydroxyl moiety, and BOC, Cbz, trifluoroacetamide and benzyl for the amino moiety, methyl, ethyl, *tert*-butyl and benzyl esters for the carboxylic acid moiety.

Experimental Procedures

10 HPLC Conditions

Condition –A:

Column: Hypersil BDS C8 250X 4.6 mm, 5um (SHCL06E001)

Mobile Phase: AcN (A): 0.1 % TFA in Water. (B).

15 Flow rate: 1.5ml/min (Gradient)

Condition –B:

Column: Zobrax SB- C18 250X 4.6 mm, 5um

Mobile Phase: AcN (A): 0.1 % TFA in Water. (B).

20 Flow rate: 1.5ml/min (Gradient)

Condition –C:

Column: Targa C-18 250 X 4.6 mm, 5um

Mobile Phase: AcN (A): 0.1 % TFA in Water. (B).

25 Flow rate: 1.5ml/min (Gradient)

Condition –D:

Column: Targa C18 250X 4.6 mm, 5um (SHCL-12)

Mobile Phase: AcN (A): 5M Ammonium Acetate in Water. (B).

30 Flow rate: 1.0ml/min (Gradient)

Condition –E:

Column: Higgins- C18 250X 4.6 mm, 5um

Mobile Phase: AcN (A): 0.1 % TFA in Water. (B).

Flow rate: 1.5ml/min (Gradient)

5

Condition –F:

Column: Chiralpak AD

Mobile Phase: n-Hexane: Ethanol (50:50)

Flow rate: 0.6ml/min (Gradient)

10

Condition –G:

Column: Venusil C8, 250 X 4.6 mm, 5um.

Mobile Phase: AcN (A): 0.1 % TFA in Water. (B).

Flow rate: 1.5ml/min (Gradient)

15

Condition –H:

Column: Eclipse XDB- C18, 150 X 4.6 mm, 5um.

Mobile Phase: 0.1 % TFA in Water. (A).ACN (B)

Flow rate: 1.5ml/min (Gradient)

20

Condition –I:

Column: Acquity BEH- C18, (50 X 2.1 mm, 1.7um.)

Mobile Phase: AcN (B)

Flow rate: 0.5ml/min (Gradient)

25

Condition –J:

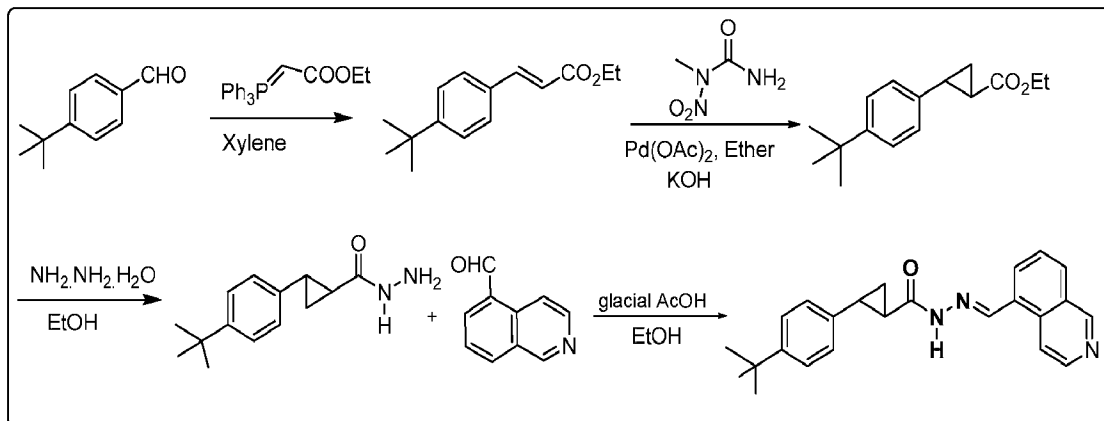
Column: Zobrax C18, (150 X 4.6 mm, 5um.)

Mobile Phase: AcN (A): 0.1 % TFA in Water. (B).

Flow rate: 1.0ml/min (Gradient)

30

Synthesis of (*E*)-2-(4-*tert*-butylphenyl)-*N'*-(isoquinolin-5-ylmethylene)cyclopropanecarbohydrazide (Example 122)



- 5 To a solution of 4-*tert*-butylbenzaldehyde (5 g, 0.03 mol) in xylenes (120 mL) was added the phosphine ylide (12.8 g, 0.036 mol) and the reaction mixture was then heated at 110 °C for 16 h. The reaction was concentrated in *vacuo*, and the residue diluted with water and extracted with ethyl acetate (2 x 100 mL). The combined organic layers were dried over magnesium sulfate, filtered and then concentrated *in vacuo*. The crude material was
- 10 purified via silica gel column chromatography eluting with 5% ethyl acetate in hexanes to afford (*E*)-ethyl 3-(4-*tert*-butylphenyl)acrylate (5.5 g, 77 %) as an oil.

To a -40°C solution of (*E*)-ethyl 3-(4-*tert*-butylphenyl)acrylate (1.0 g, 4.3 mol) in ether (20 mL), freshly prepared diazomethane was added dropwise over 10 minutes. Pd(OAc)₂

15 (30 mg, 0.133 mol) was then added. The reaction mixture was stirred for another 10 min at -40 °C, and then filtered through a pad of Celite® and precipitate washed with ether. The filtrate was concentrated in *vacuo* and the crude material was then purified via silica gel column chromatography to afford ethyl 2-(4-*tert*-

butylphenyl)cyclopropanecarboxylate (0.9 g, 84%) as an oil.

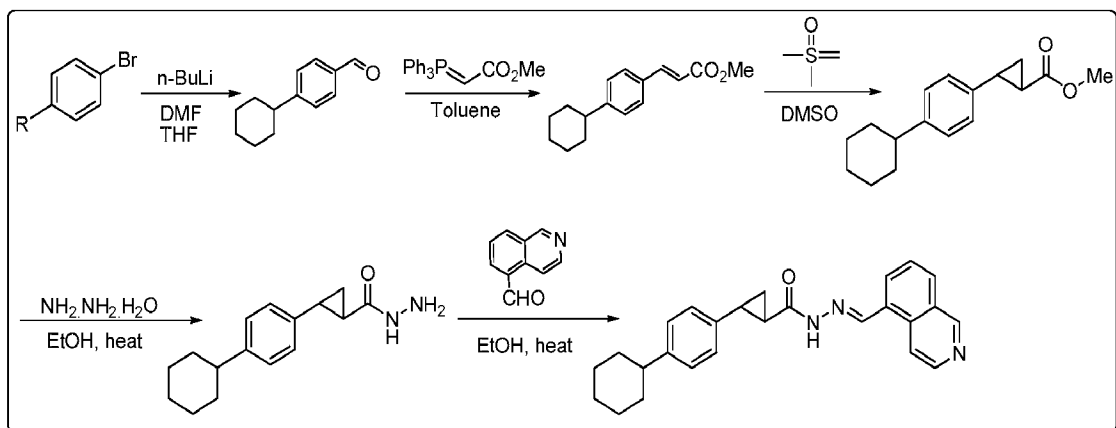
20

To a room temperature solution of ethyl 2-(4-*tert*-butylphenyl)cyclopropanecarboxylate (1.0 g, 0.004 mol) in ethanol (10 mL) was added hydrazine hydrate (2 g, 0.04 mol) and the reaction mixture was then heated at 95 °C for 16 h. The mixture was then concentrated in *vacuo* and the solid that was obtained was washed with hexanes to afford

25 2-(4-*tert*-butylphenyl)cyclopropanecarbohydrazide (0.78 g, 82%) as a white solid.

To a room temperature solution of 2-(4-*tert*-butylphenyl)cyclopropanecarbohydrazide (200 mg, 0.86 mmol) in ethanol (10 mL) were added isoquinoline-5-carbaldehyde (162 mg, 1.0 mmol) and a catalytic amount of glacial AcOH (0.4 mL) under an inert atmosphere. The reaction mixture was then stirred at 90 °C for 4 h, concentrated in *vacuo*, and the residue was then dissolved in DCM (50 mL). The organic layer was washed with saturated NaHCO₃ solution (15 mL) and brine (15 mL). The organic layer was then separated, dried over anhydrous Na₂SO₄, filtered and evaporated in *vacuo* to obtain the crude product. The crude material was purified via silica gel column chromatography eluting with 1% MeOH in dichloromethane to afford (*E*)-2-(4-*tert*-butylphenyl)-N'-(isoquinolin-5-ylmethylene) cyclopropanecarbohydrazide (160 mg, 50%) as a white solid. ¹H NMR (500 MHz, d₆-DMSO): δ 11.60 (s, 1 H), 9.38 (s, 1 H), 8.71-8.56 (m, 2 H), 8.25-8.12 (m, 2 H), 8.11- 7.99 (m, 2 H), 7.39-7.29 (m, 2 H), 7.19-7.06 (m, 2 H), 2.41-2.33 (m, 1 H), 1.95-1.90 (m, 1 H), 1.42-1.34 (m, 2 H), 1.25 (s, 9 H). MS: M⁺H: m/z = 372.2 HPLC: 96%, (Condition-A).

Synthesis of (*E*)-2-(4-*tert*-butylphenyl)-N'-(isoquinolin-5-ylmethylene) cyclopropanecarbohydrazide (Example 195)



To a solution of 1-bromo-4-cyclohexylbenzene (850 mg, 3.55 mmol) in THF (4.0 mL) was added *n*-BuLi (3.1 mL, 4.62 mmol) at -78 °C under an inert atmosphere. The reaction mixture was stirred for 60 min at -78 °C, and then DMF (2.8 mL) was added. The reaction mixture was then stirred for an additional hour at -78 °C, warmed to 0 °C,

and quenched with a saturated NH_4Cl solution. The mixture was then extracted with ethyl acetate (2 x 30 mL). The combined organic layers were then dried over magnesium sulfate, filtered and concentrated *in vacuo* to obtain the crude product. The crude material was purified via silica gel column chromatography to afford 4-cyclohexylbenzaldehyde (250 mg, 38 %) as a solid.

To a room temperature solution of 4-cyclohexylbenzaldehyde (250 mg, 1.32 mmol) in toluene (45 mL) was added phosphine ylide (535 mg, 1.59 mmol) under an inert atmosphere. The reaction mixture was then heated at 100 °C for 16 h, cooled to RT, diluted with n-hexane, stirred for 10 minutes and the precipitate was filtered. The filtrate was concentrated *in vacuo*, and the crude material was purified via silica gel column chromatography to afford (*E*)-methyl 3-(4-cyclohexylphenyl)acrylate (200 mg, 62%) as a solid.

To a solution of (*E*)-methyl 3-(4-cyclohexylphenyl)acrylate (200 mg, 0.82 mmol) in DMSO (20 mL) was added freshly prepared Corey's reagent (92 mg, 0.98 mmol) at RT and stirred for 3 h. The reaction was quenched with cold water and then extracted with EtOAc (2 x 20 mL). The combined organic layers were dried over magnesium sulfate, filtered and then concentrated *in vacuo* to obtain crude product. The crude material was purified via silica gel column chromatography eluting with 5 % EtOAc/ 95 % hexanes to afford methyl 2-(4-cyclohexylphenyl)cyclopropanecarboxylate (150 mg, 47%) as a solid.

To a room temperature solution of methyl 2-(4-cyclohexylphenyl)cyclopropanecarboxylate (150 mg, 0.58 mmol) in ethanol (40 mL) was added hydrazine hydrate (293 mg, 5.85 mmol). The reaction mixture was then heated at 80 °C for 16 h, concentrated *in vacuo* and the residue dissolved in DCM (50 mL). The organic layer was washed with water, dried over magnesium sulfate, filtered and concentrated *in vacuo* to afford 2-(4-cyclohexylphenyl)cyclopropanecarbohydrazide (200 mg) which was taken on to the next step without further purification.

30

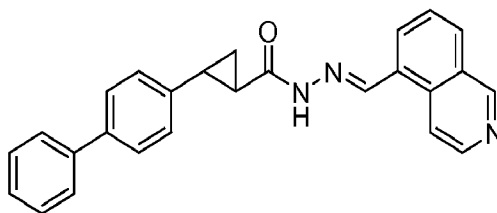
To a room temperature solution of 2-(4-cyclohexylphenyl)cyclopropanecarbohydrazide (200 mg) in ethanol (20 mL), was added isoquinoline-5-carbaldehyde (122 mg, 0.77 mmol) and acetic acid (0.5 mL). The reaction mixture was then heated at 80 °C for 3 h, concentrated *in vacuo* and the residue diluted with water and extracted with EtOAc (2 x 20 mL). The layers were separated and then the combined organic layers were washed with a saturated NaHCO₃ solution, dried over magnesium sulfate, filtered and concentrated *in vacuo* to obtain the crude product. The crude material was purified via column chromatography eluting with 2% MeOH in dichloromethane to afford (*E*)-2-(4-cyclohexylphenyl)-N'-(isoquinolin-5-ylmethylene)cyclopropanecarbohydrazide (100 mg, 33 %) as a white solid.

¹H NMR (500 MHz, CDCl₃): δ 9.30-9.22(m, 1 H), 8.78-8.69 (m, 1 H), 8.58-8.49 (m, 1 H), 8.36-8.28 (m, 1 H), 8.18-8.09 (m, 1 H), 7.78-7.69 (m, 2 H), 7.18-7.10 (m, 5 H), 2.98-2.92 (m, 1 H), 2.56-2.48 (m, 2 H), 1.86-1.75 (m, 6 H), 1.45-1.36(m, 4 H);

MS: M⁺H: m/z = 398.3; and HPLC: 99 %, (Condition-C).

15

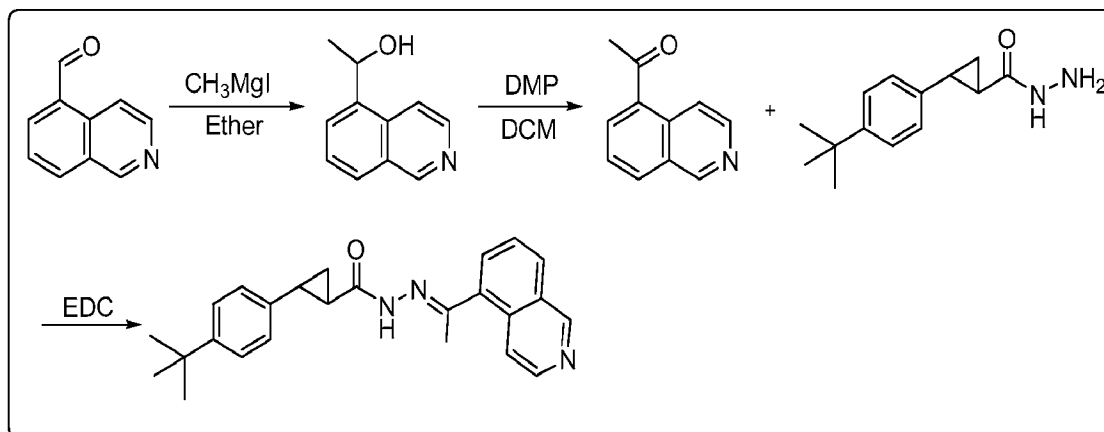
Synthesis of (*E*)-2-(biphenyl-4-yl)-N'-(isoquinolin-5-ylmethylene)cyclopropanecarbohydrazide (Example 196)



Following the procedure for the preparation of (*E*)-2-(4-*tert*-butylphenyl)-N'-(isoquinolin-5-ylmethylene) cyclopropanecarbohydrazide provided the title compound (*E*)-2-(biphenyl-4-yl)-N'-(isoquinolin-5-ylmethylene)cyclopropanecarbohydrazide gave the title compound: Yield: 35 %. ¹H NMR (500 MHz, CD₃OD): δ 9.38-9.20 (m, 1 H), 8.81-8.71 (m, 1 H), 8.60-8.58 (m, 1 H), 8.38-8.19 (m, 2 H), 7.82-7.64 (m, 1 H), 7.63-7.54 (m, 5 H), 7.51-7.48 (m, 2 H), 7.39-7.24 (m, 3 H), 3.16-3.08 (m, 1 H), 2.08-2.04 (m, 1 H), 1.59-1.50 (m, 2 H). MS: M⁺H: m/z = 392.1 HPLC: 97%, (Condition-B).

25

Synthesis of (*E*)-2-(4-*tert*-butylphenyl)-N'-(1-(isoquinolin-5-yl)ethylidene)cyclopropanecarbohydrazide (Example 197)



To a mixture of Mg turnings (0.2 g, 7.9 mmol) in ether (10 mL) was added MeI (1.13 g, 7.9 mmol) slowly at RT under an inert atmosphere. After being stirred for 1 h at
 5 RT, the reaction mixture was cooled to -10°C and a solution of isoquinoline-5-carbaldehyde (0.5 g, 3.18 mmol) in ether (10 mL) was added. The reaction mixture was then stirred for an additional hour at RT, quenched with saturated NH_4Cl solution and extracted with EtOAc (3 x 50 mL). The combined organic layers were washed with water and brine, dried over Na_2SO_4 , filtered and concentrated *in vacuo* to obtain the crude
 10 product. The crude material was purified via silica gel column chromatography using 30% ethyl acetate in hexanes to afford 1-(isoquinolin-5-yl)ethanol (0.53 g, 97%) as an off-white solid.

To a 10°C solution of 1-(isoquinolin-5-yl)ethanol (530 mg, 3.0 mmol) in DCM
 15 (10 mL) was added Dess-Martin periodinane (1.9 g, 4.0 mmol) under a N_2 atmosphere. The reaction mixture was stirred for 16 h at room temperature and then quenched with saturated NaHCO_3 solution (5 mL). The organic layer was separated, washed with water and brine, dried over anhydrous Na_2SO_4 , filtered and concentrated *in vacuo* to obtain the crude product. The crude material was purified via silica gel column
 20 chromatography using 20% ethyl acetate in hexanes to afford 1-(isoquinolin-5-yl)ethanone (500 mg, 95.4 %) as an off-white solid.

A solution of 2-(4-*tert*-butylphenyl)cyclopropanecarbohydrazide (200 mg, 0.86 mmol) and 1-(isoquinolin-5-yl)ethanone (147 mg, 0.86 mmol) in 1,2-dichloroethane (10

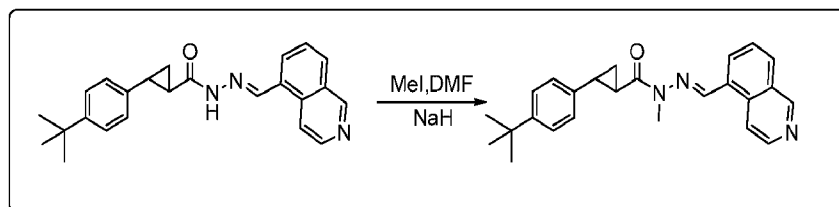
mL) was stirred at room temperature for 2 h. The reaction mixture was then diluted with water (5 mL) and the organic layer was separated, washed brine, dried over anhydrous Na₂SO₄, filtered and concentrated *in vacuo*. The crude material was purified via silica gel column chromatography to afford (*E*)-2-(4-*tert*-butylphenyl)-N'-(1-(isoquinolin-5-yl)ethylidene)cyclopropanecarbohydrazide (150 mg, 45 %) as an off-white solid.

¹H NMR (500 MHz, CDCl₃): δ 9.23 (s, 1 H), 8.78 (s, 1 H), 8.26-8.20 (m, 1 H), 8.08-7.94 (m, 2 H), 7.79-7.72 (m, 1 H), 7.63-7.57 (m, 1 H), 7.38-7.22 (m, 2 H), 7.08 6.98 (m, 2 H), 2.98-2.90 (m, 1 H), 2.38 (s, 3 H), 2.67-2.61 (m, 1 H), 1.91-1.86 (m, 2 H), 1.25 (s, 9 H).

MS: M⁺H: m/z = 386.2 and HPLC: 90%, (Condition-G).

10

Synthesis of (*E*)-2-(4-*tert*-butylphenyl)-N'-(isoquinolin-5-ylmethylene)-N-methylcyclopropanecarbohydrazide (Example 198)



15 To a 0 °C suspension of NaH (16 mg, 0.6 mmol) in DMF (1 mL), (*E*)-2-(4-*tert*-butylphenyl)-N'-(isoquinolin-5-ylmethylene)cyclopropanecarbohydrazide (200 mg, 0.53 mmol) was added portionwise under nitrogen atmosphere.. After being stirred for 1 h at 0 °C, MeI (0.15 g, 1.0 mmol) was added and the reaction mixture stirred at RT for 1 h. The reaction mixture was then quenched with ice water and stirred for an additional 10

20 minutes. The precipitated solid was filtered and dried *in vacuo* to obtain the crude product. The crude material was purified via silica gel column chromatography using 20% ethyl acetate in hexanes to afford (*E*)-2-(4-*tert*-butylphenyl)-N'-(isoquinolin-5-ylmethylene)-N-methylcyclopropanecarbohydrazide (30 mg, 50 %) as an off-white solid.

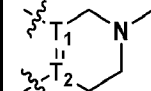
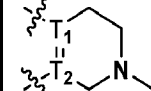
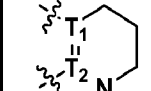
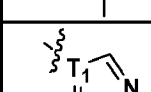
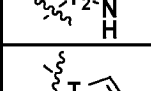
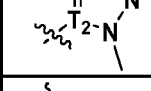
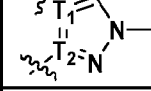
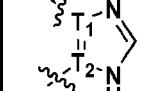
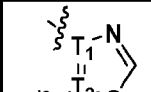
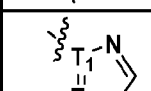
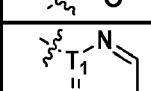
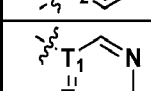
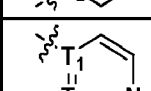
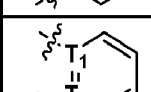
25 ¹H NMR (500 MHz, CDCl₃): δ 9.24 (bs, 1 H), 8.50-8.41 (m, 1 H), 8.26-8.20 (m, 1 H), 8.02-7.94 (m, 2 H), 7.66-7.58 (m, 2 H), 7.39 (d, *J* = 7.2 Hz, 2 H), 7.14 (d, *J* = 7.2 Hz, 2 H), 3.28 (s, 3 H), 3.39-3.12 (m, 1 H), 2.63-2.56 (m, 1 H), 1.84-1.78 (m, 1 H), 1.49-1.38 (m, 1 H), 1.37 (s, 9 H). MS: M⁺H: m/z = 386.2 and HPLC: 91%, (Condition-G).

Tables

In a further aspect the compounds of the disclosure are embodied in with distinct examples listed in the table below taken from Formula (I):

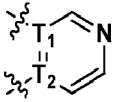
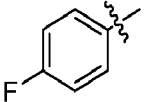
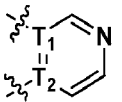
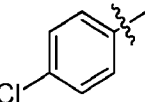
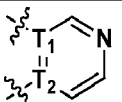
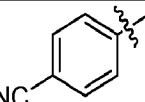
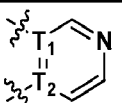
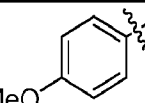
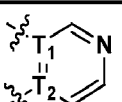
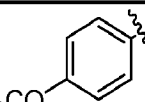
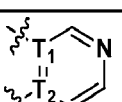
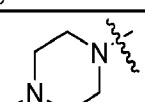
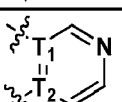
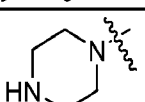
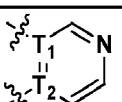
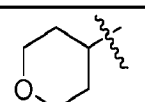
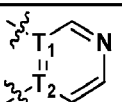
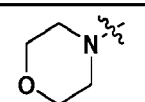
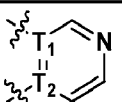
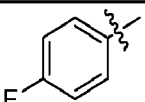
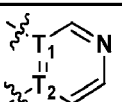
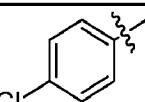
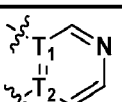
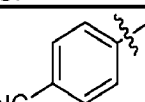
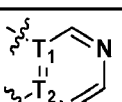
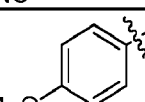
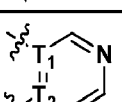
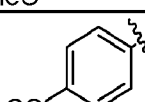
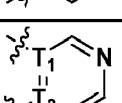
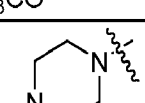
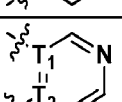
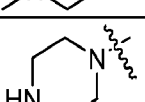
5

Ex	HET	X	Y	Z ₁	Z ₂	Z ₃	Z ₄	R ₅	R ₆	R ₇	R ₈
100		Ph	CH	CH	CH	CH	CH	H	H	H	H
101		Ph	CH	CH	CH	CH	CH	H	H	H	H
102		Ph	CH	CH	CH	CH	CH	H	H	H	H
103		Ph	CH	CH	CH	CH	CH	H	H	H	H
104		Ph	CH	CH	CH	CH	CH	H	H	H	H
105		Ph	CH	CH	CH	CH	CH	H	H	H	H
106		Ph	CH	CH	CH	CH	CH	H	H	H	H
107		Ph	CH	CH	CH	CH	CH	H	H	H	H
108		Ph	CH	CH	CH	CH	CH	H	H	H	H
109		Ph	CH	CH	CH	CH	CH	H	H	H	H
110		Ph	CH	CH	CH	CH	CH	H	H	H	H
111		Ph	CH	CH	CH	CH	CH	H	H	H	H

112		Ph	CH	CH	CH	CH	CH	H	H	H	H
113		Ph	CH	CH	CH	CH	CH	H	H	H	H
114		Ph	CH	CH	CH	CH	CH	H	H	H	H
115		Ph	CH	CH	CH	CH	CH	H	H	H	H
116		Ph	CH	CH	CH	CH	CH	H	H	H	H
117		Ph	CH	CH	CH	CH	CH	H	H	H	H
118		^t Bu	CH	CH	CH	CH	CH	H	H	H	H
119		^t Bu	CH	CH	CH	CH	CH	H	H	H	H
120		^t Bu	CH	CH	CH	CH	CH	H	H	H	H
121		^t Bu	CH	CH	CH	CH	CH	H	H	H	H
122		^t Bu	CH	CH	CH	CH	CH	H	H	H	H
123		^t Bu	CH	CH	CH	CH	CH	H	H	H	H
124		^t Bu	CH	CH	CH	CH	CH	H	H	H	H
125		^t Bu	CH	CH	CH	CH	CH	H	H	H	H

126		^t Bu	CH	CH	CH	CH	CH	H	H	H	H
127		^t Bu	CH	CH	CH	CH	CH	H	H	H	H
128		^t Bu	CH	CH	CH	CH	CH	H	H	H	H
129		^t Bu	CH	CH	CH	CH	CH	H	H	H	H
130		^t Bu	CH	CH	CH	CH	CH	H	H	H	H
131		^t Bu	CH	CH	CH	CH	CH	H	H	H	H
132		^t Bu	CH	CH	CH	CH	CH	H	H	H	H
133		^t Bu	CH	CH	CH	CH	CH	H	H	H	H
134		^t Bu	CH	CH	CH	CH	CH	H	H	H	H
135		^t Bu	CH	CH	CH	CH	CH	H	H	H	H
136			CH	CH	CH	CH	CH	H	H	H	H
137			CH	CH	CH	CH	CH	H	H	H	H
138			CH	CH	CH	CH	CH	H	H	H	H
139			CH	CH	CH	CH	CH	H	H	H	H

140			CH	CH	CH	CH	CH	H	H	H	H
141			CH	CH	CH	CH	CH	H	H	H	H
142			CH	CH	CH	CH	CH	H	H	H	H
143			CH	CH	CH	CH	CH	H	H	H	H
144			CH	CH	CH	CH	CH	H	H	H	H
145			CH	CH	CH	CH	CH	H	H	H	H
146			CH	CH	CH	CH	CH	H	H	H	H
147			CH	CH	CH	CH	CH	H	H	H	H
148			CH	CH	CH	CH	CH	H	H	H	H
149			CH	CH	CH	CH	CH	H	H	H	H
150			CH	CH	CH	CH	CH	H	H	H	H
151			CH	CH	CH	CH	CH	H	H	H	H
152			CH	CH	CH	CH	CH	H	H	H	H
153			CH	CH	CH	CH	CH	H	H	H	H

154			CH	CH	CH	CH	CH	H	H	H	H
155			CH	CH	CH	CH	CH	H	H	H	H
156			CH	CH	CH	CH	CH	H	H	H	H
157			CH	CH	CH	CH	CH	H	H	H	H
158			CH	CH	CH	CH	CH	H	H	H	H
159			CH	CH	CH	CH	CH	H	H	H	H
160			CH	CH	CH	CH	CH	H	H	H	H
161			CH	CH	CH	CH	CH	H	H	H	H
162			N	CH	CH	CH	CH	H	H	H	H
163			N	CH	CH	CH	CH	H	H	H	H
164			N	CH	CH	CH	CH	H	H	H	H
165			N	CH	CH	CH	CH	H	H	H	H
166			N	CH	CH	CH	CH	H	H	H	H
167			N	CH	CH	CH	CH	H	H	H	H
168			N	CH	CH	CH	CH	H	H	H	H
169			N	CH	CH	CH	CH	H	H	H	H

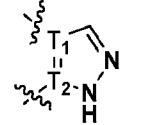
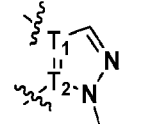
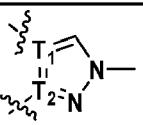
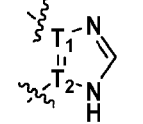
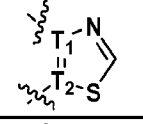
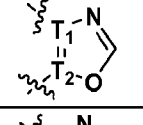
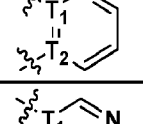
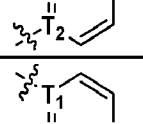
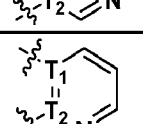
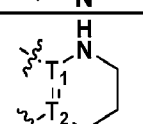
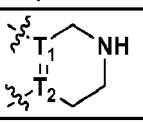
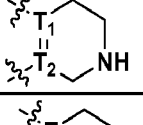
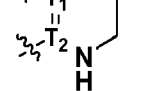

170			N	CH	CH	CH	CH	H	H	H	H
171		^t Bu	N	CH	CH	CH	CH	H	H	H	H
172		Ph	N	CH	CH	CH	CH	H	H	H	H
173			CH	CH	N	CH	CH	H	H	H	H
174			CH	CH	N	CH	CH	H	H	H	H
175			CH	CH	N	CH	CH	H	H	H	H
176			CH	CH	N	CH	CH	H	H	H	H
177			CH	CH	N	CH	CH	H	H	H	H
178			CH	CH	N	CH	CH	H	H	H	H
179			CH	CH	N	CH	CH	H	H	H	H
180			CH	CH	N	CH	CH	H	H	H	H
181			CH	CH	N	CH	CH	H	H	H	H
182		^t Bu	CH	CH	N	CH	CH	H	H	H	H
183		Ph	CH	CH	N	CH	CH	H	H	H	H
184			CH	CH	CH	N	CH	H	H	H	H
185			CH	CH	CH	N	CH	H	H	H	H

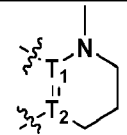
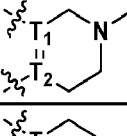
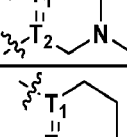
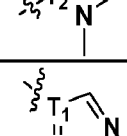
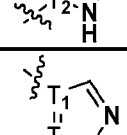
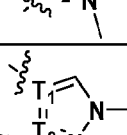
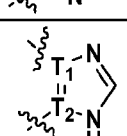
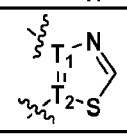
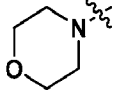
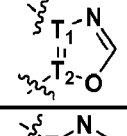
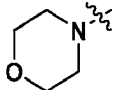
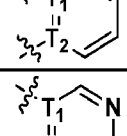
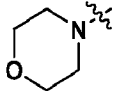
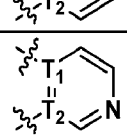
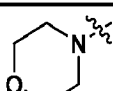
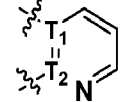
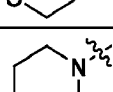

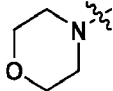


186			CH	CH	CH	N	CH	H	H	H	H
187			CH	CH	CH	N	CH	H	H	H	H
188			CH	CH	CH	N	CH	H	H	H	H
189			CH	CH	CH	N	CH	H	H	H	H
190			CH	CH	CH	N	CH	H	H	H	H
191			CH	CH	CH	N	CH	H	H	H	H
192			CH	CH	CH	N	CH	H	H	H	H
193		^tBu	CH	CH	CH	N	CH	H	H	H	H
194		Ph	CH	CH	CH	N	CH	H	H	H	H
195		cyclohexyl	CH	CH	CH	CH	CH	H	H	H	H
196		phenyl	CH	CH	CH	CH	CH	H	H	H	H
197		^tBu	CH	CH	CH	CH	CH	H	H	H	Me
198		^tBu	CH	CH	CH	CH	CH	H	H	Me	H

In a further aspect the compounds of the disclosure are embodied in with distinct examples listed in the table below taken from Formula (II):

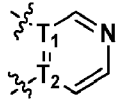
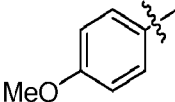
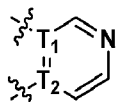
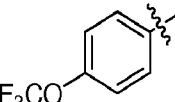
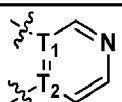
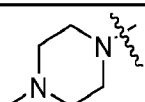
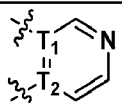
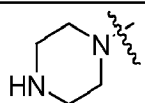
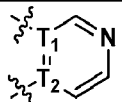
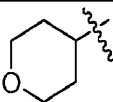
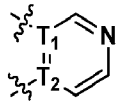
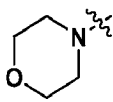
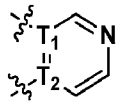
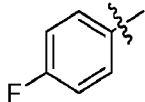
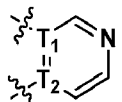
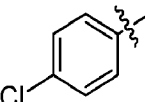
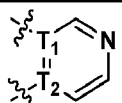
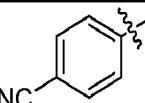
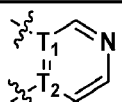
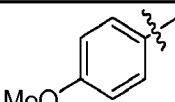
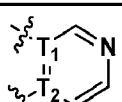
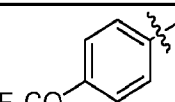
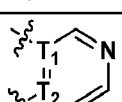
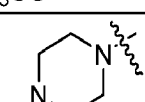
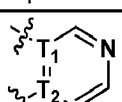
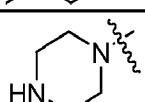
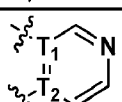
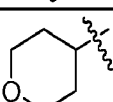
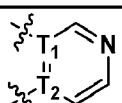
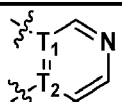
Ex	HET	X	Y	Z ₁	Z ₂	Z ₃	Z ₄	R ₅	R ₆	R ₇	R ₈
----	-----	---	---	----------------	----------------	----------------	----------------	----------------	----------------	----------------	----------------

199		Ph	CH	CH	CH	CH	CH	H	H	H	H
200		Ph	CH	CH	CH	CH	CH	H	H	H	H
201		Ph	CH	CH	CH	CH	CH	H	H	H	H
202		Ph	CH	CH	CH	CH	CH	H	H	H	H
203		Ph	CH	CH	CH	CH	CH	H	H	H	H
204		Ph	CH	CH	CH	CH	CH	H	H	H	H
205		Ph	CH	CH	CH	CH	CH	H	H	H	H
206		Ph	CH	CH	CH	CH	CH	H	H	H	H
207		Ph	CH	CH	CH	CH	CH	H	H	H	H
208		Ph	CH	CH	CH	CH	CH	H	H	H	H
209		Ph	CH	CH	CH	CH	CH	H	H	H	H
210		Ph	CH	CH	CH	CH	CH	H	H	H	H
211		Ph	CH	CH	CH	CH	CH	H	H	H	H
212		Ph	CH	CH	CH	CH	CH	H	H	H	H
213		Ph	CH	CH	CH	CH	CH	H	H	H	H

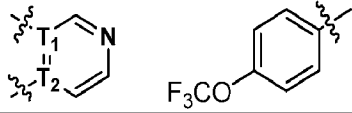
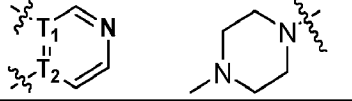
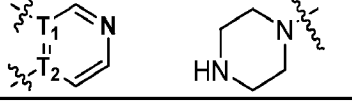
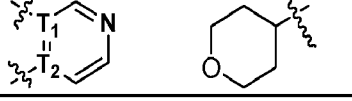


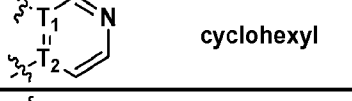



214		Ph	CH	CH	CH	CH	CH	H	H	H	H
215		Ph	CH	CH	CH	CH	CH	H	H	H	H
216		Ph	CH	CH	CH	CH	CH	H	H	H	H
217		tBu	CH	CH	CH	CH	CH	H	H	H	H
218		tBu	CH	CH	CH	CH	CH	H	H	H	H
219		tBu	CH	CH	CH	CH	CH	H	H	H	H
220		tBu	CH	CH	CH	CH	CH	H	H	H	H
221		tBu	CH	CH	CH	CH	CH	H	H	H	H
222		tBu	CH	CH	CH	CH	CH	H	H	H	H
223		tBu	CH	CH	CH	CH	CH	H	H	H	H
224		tBu	CH	CH	CH	CH	CH	H	H	H	H
225		tBu	CH	CH	CH	CH	CH	H	H	H	H
226		tBu	CH	CH	CH	CH	CH	H	H	H	H
227		tBu	CH	CH	CH	CH	CH	H	H	H	H

228		^t Bu	CH	CH	CH	CH	CH	H	H	H	H
229		^t Bu	CH	CH	CH	CH	CH	H	H	H	H
230		^t Bu	CH	CH	CH	CH	CH	H	H	H	H
231		^t Bu	CH	CH	CH	CH	CH	H	H	H	H
232		^t Bu	CH	CH	CH	CH	CH	H	H	H	H
233		^t Bu	CH	CH	CH	CH	CH	H	H	H	H
234		^t Bu	CH	CH	CH	CH	CH	H	H	H	H
235			CH	CH	CH	CH	CH	H	H	H	H
236			CH	CH	CH	CH	CH	H	H	H	H
237			CH	CH	CH	CH	CH	H	H	H	H
238			CH	CH	CH	CH	CH	H	H	H	H
239			CH	CH	CH	CH	CH	H	H	H	H
240			CH	CH	CH	CH	CH	H	H	H	H
241			CH	CH	CH	CH	CH	H	H	H	H

242			CH	CH	CH	CH	CH	H	H	H	H
243			CH	CH	CH	CH	CH	H	H	H	H
244			CH	CH	CH	CH	CH	H	H	H	H
245			CH	CH	CH	CH	CH	H	H	H	H
246			CH	CH	CH	CH	CH	H	H	H	H
247			CH	CH	CH	CH	CH	H	H	H	H
248			CH	CH	CH	CH	CH	H	H	H	H
249			CH	CH	CH	CH	CH	H	H	H	H
250			CH	CH	CH	CH	CH	H	H	H	H
251			CH	CH	CH	CH	CH	H	H	H	H
252			CH	CH	CH	CH	CH	H	H	H	H
253			CH	CH	CH	CH	CH	H	H	H	H
254			CH	CH	CH	CH	CH	H	H	H	H
255			CH	CH	CH	CH	CH	H	H	H	H

256			CH	CH	CH	CH	CH	H	H	H	H
257			CH	CH	CH	CH	CH	H	H	H	H
258			CH	CH	CH	CH	CH	H	H	H	H
259			CH	CH	CH	CH	CH	H	H	H	H
260			CH	CH	CH	CH	CH	H	H	H	H
261			N	CH	CH	CH	CH	H	H	H	H
262			N	CH	CH	CH	CH	H	H	H	H
263			N	CH	CH	CH	CH	H	H	H	H
264			N	CH	CH	CH	CH	H	H	H	H
265			N	CH	CH	CH	CH	H	H	H	H
266			N	CH	CH	CH	CH	H	H	H	H
267			N	CH	CH	CH	CH	H	H	H	H
268			N	CH	CH	CH	CH	H	H	H	H
269			N	CH	CH	CH	CH	H	H	H	H
270		^t Bu	N	CH	CH	CH	CH	H	H	H	H
271		Ph	N	CH	CH	CH	CH	H	H	H	H

272			CH	CH	N	CH	CH	H	H	H	H
273			CH	CH	N	CH	CH	H	H	H	H
274			CH	CH	N	CH	CH	H	H	H	H
275			CH	CH	N	CH	CH	H	H	H	H
276			CH	CH	N	CH	CH	H	H	H	H
277			CH	CH	N	CH	CH	H	H	H	H
278			CH	CH	N	CH	CH	H	H	H	H
279			CH	CH	N	CH	CH	H	H	H	H
280			CH	CH	N	CH	CH	H	H	H	H
281		^t Bu	CH	CH	N	CH	CH	H	H	H	H
282		Ph	CH	CH	N	CH	CH	H	H	H	H
283			CH	CH	CH	N	CH	H	H	H	H
284			CH	CH	CH	N	CH	H	H	H	H
285			CH	CH	CH	N	CH	H	H	H	H
286			CH	CH	CH	N	CH	H	H	H	H
287			CH	CH	CH	N	CH	H	H	H	H

288		CH	CH	CH	N	CH	H	H	H	H
289		CH	CH	CH	N	CH	H	H	H	H
290		CH	CH	CH	N	CH	H	H	H	H
291		CH	CH	CH	N	CH	H	H	H	H
292		CH	CH	CH	N	CH	H	H	H	H
293		CH	CH	CH	N	CH	H	H	H	H
294		CH	CH	CH	CH	CH	H	H	H	H
295		CH	CH	CH	CH	CH	H	H	H	H
296		CH	CH	CH	CH	CH	H	H	H	Me
297		CH	CH	CH	CH	CH	H	H	Me	H

Dosage and Administration

The present disclosure includes pharmaceutical composition for treating a subject
 5 having a neurological disorder comprising a therapeutically effective amount of a
 compound of Formulas (I) and (II), a derivative or a pharmaceutically acceptable salt
 thereof, and a pharmaceutically acceptable excipient, carrier or diluent.

The pharmaceutical compositions can be administered in a variety of dosage forms
 including, but not limited to, a solid dosage form or in a liquid dosage form, an oral
 10 dosage form, a parenteral dosage form, an intranasal dosage form, a suppository, a
 lozenge, a troche, buccal, a controlled release dosage form, a pulsed release dosage form,
 an immediate release dosage form, an intravenous solution, a suspension or combinations

thereof. The dosage can be an oral dosage form that is a controlled release dosage form. The oral dosage form can be a tablet or a caplet. The compounds can be administered, for example, by oral or parenteral routes, including intravenous, intramuscular, intraperitoneal, subcutaneous, transdermal, airway (aerosol), rectal, vaginal and topical (including buccal and sublingual) administration. In one embodiment, the compounds or pharmaceutical compositions comprising the compounds are delivered to a desired site, such as the brain, by continuous injection via a shunt.

In another embodiment, the compound can be administered parenterally, such as intravenous (IV) administration. The formulations for administration will commonly comprise a solution of the compound of the Formulas (I) and (II) dissolved in a pharmaceutically acceptable carrier. Among the acceptable vehicles and solvents that can be employed are water and Ringer's solution, an isotonic sodium chloride. In addition, sterile fixed oils can conventionally be employed as a solvent or suspending medium. For this purpose any bland fixed oil can be employed including synthetic mono- or diglycerides. In addition, fatty acids such as oleic acid can likewise be used in the preparation of injectables. These solutions are sterile and generally free of undesirable matter. These formulations may be sterilized by conventional, well known sterilization techniques. The formulations may contain pharmaceutically acceptable auxiliary substances as required to approximate physiological conditions such as pH adjusting and buffering agents, toxicity adjusting agents, e.g., sodium acetate, sodium chloride, potassium chloride, calcium chloride, sodium lactate and the like. The concentration of compound of Formulas (I) and (II) in these formulations can vary widely, and will be selected primarily based on fluid volumes, viscosities, body weight, and the like, in accordance with the particular mode of administration selected and the patient's needs. For IV administration, the formulation can be a sterile injectable preparation, such as a sterile injectable aqueous or oleaginous suspension. This suspension can be formulated according to the known art using those suitable dispersing or wetting agents and suspending agents. The sterile injectable preparation can also be a sterile injectable solution or suspension in a nontoxic parenterally-acceptable diluent or solvent, such as a solution of 1,3-butanediol.

In one embodiment, a compound of Formulas (I) and (II) can be administered by introduction into the central nervous system of the subject, e.g., into the cerebrospinal fluid of the subject. The formulations for administration will commonly comprise a solution of the compound of Formulas (I) and (II) dissolved in a pharmaceutically acceptable carrier. In certain aspects, the compound of Formulas (I) and (II) is introduced intrathecally, e.g., into a cerebral ventricle, the lumbar area, or the cisterna magna. In another aspect, the compound of Formulas (I) and (II) is introduced intraocularly, to thereby contact retinal ganglion cells.

The pharmaceutically acceptable formulations can easily be suspended in aqueous vehicles and introduced through conventional hypodermic needles or using infusion pumps. Prior to introduction, the formulations can be sterilized with, preferably, gamma radiation or electron beam sterilization.

In one embodiment, the pharmaceutical composition comprising a compound of Formulas (I) and (II) is administered into a subject intrathecally. As used herein, the term "intrathecal administration" is intended to include delivering a pharmaceutical composition comprising a compound of Formulas (I) and (II) directly into the cerebrospinal fluid of a subject, by techniques including lateral cerebroventricular injection through a burrhole or cisternal or lumbar puncture or the like (described in Lazorthes et al. *Advances in Drug Delivery Systems and Applications in Neurosurgery*, 143-192 and Omayya et al., *Cancer Drug Delivery*, 1: 169-179, the contents of which are incorporated herein by reference). The term "lumbar region" is intended to include the area between the third and fourth lumbar (lower back) vertebrae. The term "cisterna magna" is intended to include the area where the skull ends and the spinal cord begins at the back of the head. The term "cerebral ventricle" is intended to include the cavities in the brain that are continuous with the central canal of the spinal cord. Administration of a compound of Formulas (I) and (II) to any of the above mentioned sites can be achieved by direct injection of the pharmaceutical composition comprising the compound of Formulas (I) and (II) or by the use of infusion pumps. For injection, the pharmaceutical compositions can be formulated in liquid solutions, preferably in physiologically compatible buffers such as Hank's solution or Ringer's solution. In addition, the pharmaceutical compositions may be formulated in solid form and re-dissolved or

suspended immediately prior to use. Lyophilized forms are also included. The injection can be, for example, in the form of a bolus injection or continuous infusion (e.g., using infusion pumps) of pharmaceutical composition.

In one embodiment, the pharmaceutical composition comprising a compound of Formulas (I) and (II) is administered by lateral cerebro ventricular injection into the brain of a subject. The injection can be made, for example, through a burr hole made in the subject's skull. In another embodiment, the encapsulated therapeutic agent is administered through a surgically inserted shunt into the cerebral ventricle of a subject. For example, the injection can be made into the lateral ventricles, which are larger, even though injection into the third and fourth smaller ventricles can also be made.

In yet another embodiment, the pharmaceutical composition is administered by injection into the cisterna magna, or lumbar area of a subject.

For oral administration, the compounds will generally be provided in unit dosage forms of a tablet, pill, dragee, lozenge or capsule; as a powder or granules; or as an aqueous solution, suspension, liquid, gels, syrup, slurry, etc. suitable for ingestion by the patient. Tablets for oral use may include the active ingredients mixed with pharmaceutically acceptable excipients such as inert diluents, disintegrating agents, binding agents, lubricating agents, sweetening agents, flavoring agents, coloring agents and preservatives. Suitable inert diluents include sodium and calcium carbonate, sodium and calcium phosphate, and lactose, while corn starch and alginic acid are suitable disintegrating agents. Binding agents may include starch and gelatin, while the lubricating agent, if present, will generally be magnesium stearate, stearic acid or talc. If desired, the tablets may be coated with a material such as glyceryl monostearate or glyceryl distearate, to delay absorption in the gastrointestinal tract.

Pharmaceutical preparations for oral use can be obtained through combination of a compound of Formulas (I) and (II) with a solid excipient, optionally grinding a resulting mixture, and processing the mixture of granules, after adding suitable additional compounds, if desired, to obtain tablets or dragee cores. Suitable solid excipients in addition to those previously mentioned are carbohydrate or protein fillers that include, but are not limited to, sugars, including lactose, sucrose, mannitol, or sorbitol; starch from corn, wheat, rice, potato, or other plants; cellulose such as methyl cellulose,

hydroxypropylmethyl-cellulose or sodium carboxymethylcellulose; and gums including arabic and tragacanth; as well as proteins such as gelatin and collagen. If desired, disintegrating or solubilizing agents may be added, such as the cross-linked polyvinyl pyrrolidone, agar, alginic acid, or a salt thereof, such as sodium alginate.

5 Capsules for oral use include hard gelatin capsules in which the active ingredient is mixed with a solid diluent, and soft gelatin capsules wherein the active ingredients is mixed with water or an oil such as peanut oil, liquid paraffin or olive oil.

Dragee cores are provided with suitable coatings. For this purpose, concentrated sugar solutions may be used, which may optionally contain gum arabic, talc, polyvinyl
10 pyrrolidone, carbopol gel, polyethylene glycol, and/or titanium dioxide, lacquer solutions, and suitable organic solvents or solvent mixtures. Dyestuffs or pigments may be added to the tablets or dragee coatings for identification or to characterize different combinations of active compound doses.

For transmucosal administration (e.g., buccal, rectal, nasal, ocular, etc.),
15 penetrants appropriate to the barrier to be permeated are used in the formulation. Such penetrants are generally known in the art.

Formulations for rectal administration may be presented as a suppository with a suitable base comprising for example cocoa butter or a salicylate. Formulations suitable for vaginal administration may be presented as pessaries, tampons, creams, gels, pastes,
20 foams or spray formulations containing in addition to the active ingredient such carriers as are known in the art to be appropriate. For intramuscular, intraperitoneal, subcutaneous and intravenous use, the compounds will generally be provided in sterile aqueous solutions or suspensions, buffered to an appropriate pH and isotonicity. Suitable aqueous vehicles include Ringer's solution and isotonic sodium chloride. Aqueous
25 suspensions may include suspending agents such as cellulose derivatives, sodium alginate, polyvinyl-pyrrolidone and gum tragacanth, and a wetting agent such as lecithin. Suitable preservatives for aqueous suspensions include ethyl and n-propyl p-hydroxybenzoate.

The suppositories for rectal administration of the drug can be prepared by mixing
30 the drug with a suitable non-irritating excipient which is solid at ordinary temperatures

but liquid at the rectal temperatures and will therefore melt in the rectum to release the drug. Such materials are cocoa butter and polyethylene glycols.

The compounds can be delivered transdermally, by a topical route, formulated as applicator sticks, solutions, suspensions, emulsions, gels, creams, ointments, pastes,

5 jellies, paints, powders, or aerosols.

The compounds may also be presented as aqueous or liposome formulations.

Aqueous suspensions can contain a compound of Formulas (I) and (II) in admixture with excipients suitable for the manufacture of aqueous suspensions. Such excipients include a suspending agent, such as sodium carboxymethylcellulose, methylcellulose,

10 hydroxypropylmethylcellulose, sodium alginate, polyvinylpyrrolidone, gum tragacanth and gum acacia, and dispersing or wetting agents such as a naturally occurring phosphatide (e.g., lecithin), a condensation product of an alkylene oxide with a fatty acid (e.g., polyoxyethylene stearate), a condensation product of ethylene oxide with a long chain aliphatic alcohol (e.g., heptadecaethylene oxycetanol), a condensation product of
15 ethylene oxide with a partial ester derived from a fatty acid and a hexitol (e.g., polyoxyethylene sorbitol mono-oleate), or a condensation product of ethylene oxide with a partial ester derived from fatty acid and a hexitol anhydride (e.g., polyoxyethylene sorbitan monooleate). The aqueous suspension can also contain one or more preservatives such as ethyl or n-propyl p-hydroxybenzoate, one or more coloring agents,
20 one or more flavoring agents and one or more sweetening agents, such as sucrose, aspartame or saccharin. Formulations can be adjusted for osmolarity.

Oil suspensions can be formulated by suspending a compound of Formulas (I) and (II) in a vegetable oil, such as arachis oil, olive oil, sesame oil or coconut oil, or in a mineral oil such as liquid paraffin; or a mixture of these. The oil suspensions can contain
25 a thickening agent, such as beeswax, hard paraffin or cetyl alcohol. Sweetening agents can be added to provide a palatable oral preparation, such as glycerol, sorbitol or sucrose. These formulations can be preserved by the addition of an antioxidant such as ascorbic acid. As an example of an injectable oil vehicle, see Minto, J. Pharmacol. Exp. Ther. 281:93-102, 1997. The pharmaceutical formulations can also be in the form of oil-in-
30 water emulsions. The oily phase can be a vegetable oil or a mineral oil, described above, or a mixture of these. Suitable emulsifying agents include naturally-occurring gums, such

as gum acacia and gum tragacanth, naturally occurring phosphatides, such as soybean lecithin, esters or partial esters derived from fatty acids and hexitol anhydrides, such as sorbitan mono-oleate, and condensation products of these partial esters with ethylene oxide, such as polyoxyethylene sorbitan mono-oleate. The emulsion can also contain
5 sweetening agents and flavoring agents, as in the formulation of syrups and elixirs. Such formulations can also contain a demulcent, a preservative, or a coloring agent.

In addition to the formulations described previously, the compounds may also be formulated as a depot preparation. Such long acting formulations may be administered by implantation or transcutaneous delivery (e.g., subcutaneously or intramuscularly),
10 intramuscular injection or a transdermal patch. Thus, for example, the compounds may be formulated with suitable polymeric or hydrophobic materials (e.g., as an emulsion in an acceptable oil) or ion exchange resins, or as sparingly soluble derivatives, for example, as a sparingly soluble salt.

The pharmaceutical compositions also may comprise suitable solid or gel phase
15 carriers or excipients. Examples of such carriers or excipients include but are not limited to calcium carbonate, calcium phosphate, various sugars, starches, cellulose derivatives, gelatin, and polymers such as polyethylene glycols.

For administration by inhalation, the compounds are conveniently delivered in the form of an aerosol spray presentation from pressurized packs or a nebulizer, with the use
20 of a suitable propellant, e.g., dichlorodifluoromethane, trichlorofluoromethane, dichlorotetrafluoroethane, carbon dioxide or other suitable gas. In the case of a pressurized aerosol the dosage unit may be determined by providing a valve to deliver a metered amount. Capsules and cartridges of e.g., gelatin for use in an inhaler or insufflator may be formulated containing a powder mix of the compound and a suitable
25 powder base such as lactose or starch.

In general a suitable dose will be in the range of 0.01 to 100 mg per kilogram
body weight of the recipient per day, preferably in the range of 0.1 to 10 mg per kilogram
body weight per day. The desired dose is preferably presented once daily, but may be
dosed as two, three, four, five, six or more sub-doses administered at appropriate
30 intervals throughout the day.

The compounds can be administered as the sole active agent, or in combination with other known therapeutics to be beneficial in the treatment of neurological disorders. In any event, the administering physician can provide a method of treatment that is prophylactic or therapeutic by adjusting the amount and timing of drug administration on the basis of observations of one or more symptoms (e.g., motor or cognitive function as measured by standard clinical scales or assessments) of the disorder being treated. Details on techniques for formulation and administration are well described in the scientific and patent literature, see, e.g., the latest edition of Remington's Pharmaceutical Sciences, Maack Publishing Co, Easton Pa. After a pharmaceutical composition has been formulated in an acceptable carrier, it can be placed in an appropriate container and labeled for treatment of an indicated condition. For administration of the compounds of Formulas (I) and (II), such labeling would include, e.g., instructions concerning the amount, frequency and method of administration.

Biological Examples

In Vitro METHODS

hPDE10A1 Enzyme Activity: 50 μ l samples of serially diluted Human PDE10A1 enzyme were incubated with 50 μ l of [3 H]-cAMP for 20 minutes (at 37 $^{\circ}$ C). Reactions were carried out in Greiner 96 deep well 1ml master-block. The enzyme was diluted in 20mM Tris HCl pH7.4 and [3 H]-cAMP was diluted in 10 mM MgCl₂, 40 mM Tris.HCl pH 7.4. The reaction was terminated by denaturing the PDE enzyme (at 70 $^{\circ}$ C) after which [3 H]-5'-AMP was converted to [3 H]-adenosine by adding 25 μ l snake venom nucleotidase and incubating for 10 minutes (at 37 $^{\circ}$ C). Adenosine, being neutral, was separated from charged cAMP or AMP by the addition of 200 μ l Dowex resin. Samples were shaken for 20 minutes then centrifuged for 3 minutes at 2,500 r.p.m. 50 μ l of supernatant was removed and added to 200 μ l of MicroScint-20 in white plates (Greiner 96-well Optiplate) and shaken for 30 minutes before reading on Perkin Elmer TopCount Scintillation Counter.

hPDE10A1 Enzyme Inhibition: To check inhibition profile 11 µl of serially diluted inhibitor was added to 50 µl of [³H]-cAMP and 50 µl of diluted Human PDE10A1 and assay was carried out as in the enzyme activity assay. Data was analysed using Prism software (GraphPad Inc). Representative compounds of this disclosure are shown in the table below. A compound with the value “A” had an IC₅₀ value less than or equal to 200 nM. A compound with the value “B” had an IC₅₀ value less than or equal to 1000 nM:

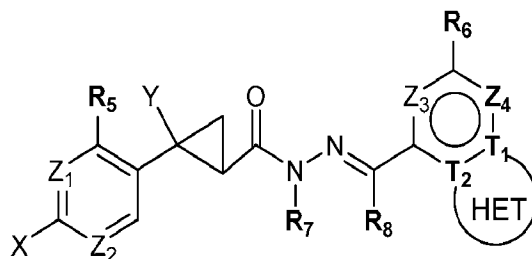
Ex	Name	hPDE10A1 IC ₅₀ Band
122	<i>(E)</i> -2-(4- <i>tert</i> -butylphenyl)-N'-(isoquinolin-5-ylmethylene) cyclopropanecarbohydrazide	A
195	<i>(E)</i> -2-(4- <i>tert</i> -butylphenyl)-N'-(isoquinolin-5-ylmethylene) cyclopropanecarbohydrazide	B
196	<i>(E)</i> -2-(biphenyl-4-yl)-N'-(isoquinolin-5-ylmethylene)cyclopropanecarbohydrazide	A
197	<i>(E)</i> -2-(4- <i>tert</i> -butylphenyl)-N'-(1-(isoquinolin-5-yl)ethylidene)cyclopropanecarbohydrazide	B
198	<i>(E)</i> -2-(4- <i>tert</i> -butylphenyl)-N'-(isoquinolin-5-ylmethylene)-N-methylcyclopropanecarbohydrazide	A

Claims

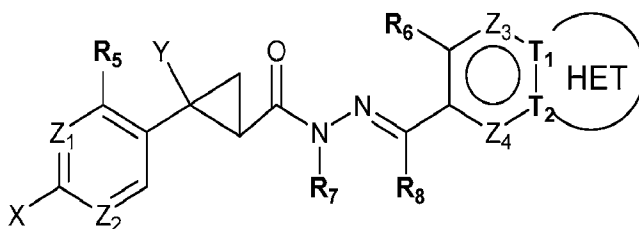
What is claimed is:

1. A compound of Formula (I) or (II) or pharmaceutically acceptable salt thereof

5



(I)



(II)

10

Wherein:

X is selected from hydrogen, halogen,

C₃-C₈ alkyl, C₁-C₄ alkoxy, optionally substituted cycloalkyl, optionally substituted cycloalkoxy, optionally substituted cycloalkylalkyl, optionally substituted

15

cycloalkylalkoxy, optionally substituted heterocycloalkyl, optionally substituted heterocycloalkylalkyl, optionally substituted heterocycloalkoxy, optionally substituted phenyl, optionally substituted heteroaryl, optionally substituted heteroaryloxy and optionally substituted heteroarylalkyl

20

Y is selected from hydrogen, C₃-C₈ alkyl, C₁-C₄ alkoxy, optionally substituted cycloalkyl, optionally substituted cycloalkylalkyl, optionally substituted heterocycloalkyl, optionally substituted heterocycloalkylalkyl, optionally substituted phenyl or optionally substituted heteroaryl

T₁ is C

T₂ is C

Z₁ is selected from CR₁ and N

5 Z₂ is selected from CR₂ and N

Z₃ is selected from CR₃ and N

Z₄ is selected from CR₄ and N

HET is selected from an optionally substituted monocyclic heteroaryl having 5 ring
10 atoms selected from C, O, S and N provided the total number of ring heteroatoms is less than or equal to three and where no more than one of the total number of heteroatoms is oxygen or sulfur, an optionally substituted monocyclic heteroaryl having 6 atoms selected from C and N provided that not more than 2 ring atoms are N, and an optionally substituted monocyclic heterocycloalkyl.

15

R₁ is selected from hydrogen, halogen, C₁-C₄ alkyl, optionally substituted C₃-C₆ cycloalkyl, C₁-C₄ alkoxy, optionally substituted C₃-C₆ cycloalkyloxy, cyano, amino, alkylamino, dialkylamino, alkylsulfonyl, carboxy, nitro amido, alkylamido or dialkylamido.

20

R₂ is selected from hydrogen, halogen, C₁-C₄ alkyl, optionally substituted C₃-C₆ cycloalkyl, C₁-C₄ alkoxy, optionally substituted C₃-C₆ cycloalkyloxy, cyano, amino, alkylamino, dialkylamino, alkylsulfonyl, carboxy, nitro amido, alkylamido or dialkylamido.

25

R₃ is selected from hydrogen, halogen, C₁-C₄ alkyl, optionally substituted C₃-C₆ cycloalkyl, C₁-C₄ alkoxy, optionally substituted C₃-C₆ cycloalkyloxy, cyano, amino, alkylamino, dialkylamino, alkylsulfonyl, carboxy, nitro amido, alkylamido or dialkylamido.

30

R₄ is selected from hydrogen, halogen, C₁-C₄ alkyl, optionally substituted C₃-C₆ cycloalkyl, C₁-C₄ alkoxy, optionally substituted C₃-C₆ cycloalkyloxy, cyano, amino, alkylamino, dialkylamino, alkylsulfonyl, carboxy, nitro amido, alkylamido or dialkylamido.

5

R₅ is selected from hydrogen, halogen, C₁-C₄ alkyl, optionally substituted C₃-C₆ cycloalkyl, C₁-C₄ alkoxy, optionally substituted C₃-C₆ cycloalkyloxy, cyano, amino, alkylamino, dialkylamino, alkylsulfonyl, carboxy, nitro amido, alkylamido or dialkylamido.

10

R₆ is selected from hydrogen, halogen, C₁-C₄ alkyl, optionally substituted C₃-C₆ cycloalkyl, C₁-C₄ alkoxy, optionally substituted C₃-C₆ cycloalkyloxy, cyano, amino, alkylamino, dialkylamino, alkylsulfonyl, carboxy, nitro amido, alkylamido or dialkylamido.

15

R₇ is selected from hydrogen, C₁-C₄ alkyl and optionally substituted C₃-C₆ cycloalkyl.

R₈ is selected from hydrogen, C₁-C₄ alkyl and optionally substituted C₃-C₆ cycloalkyl.

20 2. The compound of Claim 1 where R₇ is selected from hydrogen and C₁-C₄ alkyl.

3. The compound of Claim 1 where R₇ is C₁-C₄ alkyl.

4. The compound of Claim 1 where R₇ is hydrogen.

25

5. The compound of any of Claims 1-4 where R₈ is selected from hydrogen and C₁-C₄ alkyl.

6. The compound of any of Claims 1-4 where R₈ is C₁-C₄ alkyl.

30

7. The compound of any of Claims 1-4 where R₈ is hydrogen.

8. The compound of any of Claims 1-7 where R₅ is selected from hydrogen, halogen, C₁-C₄ alkyl, C₃-C₆ cycloalkyl, C₁-C₄ alkoxy, C₃-C₆ cycloalkyloxy, cyano and alkylsulfonyl.

5

9. The compound of any of Claims 1-7 where R₅ is selected from halogen, C₁-C₄ alkyl, C₃-C₆ cycloalkyl, C₁-C₄ alkoxy, C₃-C₆ cycloalkyloxy, cyano and alkylsulfonyl.

10. The compound of any of Claims 1-7 where R₅ is selected from hydrogen, alkoxy, halogen, cyano, alkylsulfonyl and nitro.

10

11. The compound of any of Claims 1-7 where R₅ is hydrogen.

12. The compound of any of Claims 1-11 where R₆ is selected from hydrogen, halogen, C₁-C₄ alkyl, C₃-C₆ cycloalkyl, C₁-C₄ alkoxy, C₃-C₆ cycloalkyloxy, cyano and alkylsulfonyl.

15

13. The compound of any of Claims 1-11 where R₆ is selected from halogen, C₁-C₄ alkyl, C₃-C₆ cycloalkyl, C₁-C₄ alkoxy, C₃-C₆ cycloalkyloxy, cyano and alkylsulfonyl.

20

14. The compound of any of Claims 1-11 where R₆ is selected from hydrogen, alkoxy, halogen, cyano, alkylsulfonyl and nitro.

15. The compound of any of Claims 1-11 where R₆ is hydrogen.

25

16. The compound of any of Claims 1-15 where Y is selected from C₃-C₆ cycloalkyl, C₄-C₇ cycloalkylalkyl, C₄-C₇ cycloalkylalkoxy, heterocycloalkyl, heterocycloalkyloxy.

17. The compound of any of Claims 1-15 where Y is selected from C₃-C₆ cycloalkyl, C₄-C₇ cycloalkylalkyl and C₄-C₇ cycloalkylalkoxy.

30

18. The compound of any of Claims 1-15 where Y is selected from C₃-C₆ cycloalkyl, heterocycloalkyl and heterocycloalkoxy.
19. The compound of any of Claims 1-15 where Y is selected from phenyl and
5 heteroaryl.
20. The compound of any of Claims 1-15 where Y is heteroaryl.
21. The compound of any of Claims 1-15 where Y is selected from phenyl, a monocyclic
10 heteroaryl having 5 ring atoms selected from C, O, S and N provided the total number of ring heteroatoms is less than or equal to four and where no more than one of the total number of heteroatoms is oxygen or sulfur, and a monocyclic aromatic ring having 6 atoms selected from C and N provided that not more than 3 ring atoms are N, and where said ring may be optionally and independently substituted with up to two groups selected from C₁-C₄ alkyl,
15 C₃-C₆ cycloalkyl, C₃-C₆ cycloalkoxy, C₁-C₄ alkoxy, CF₃, carboxy, alkoxyalkyl, C₄-C₇ cycloalkylalkoxy, amino, alkylamino, dialkylamino, amido, alkylamido, dialkylamido, thioalkyl, halogen, cyano, and nitro.
22. The compound of any of Claims 1-15 where Y is selected from a monocyclic
20 heteroaryl having 5 ring atoms selected from C, O, S and N provided the total number of ring heteroatoms is less than or equal to four and where no more than one of the total number of heteroatoms is oxygen or sulfur, and a monocyclic heteroaryl having 6 atoms selected from C and N provided that not more than 3 ring atoms are N, and where said ring may be optionally and independently substituted with up to two groups selected from C₁-C₄ alkyl, C₃-C₆
25 cycloalkyl, C₃-C₆ cycloalkoxy, C₁-C₄ alkoxy, CF₃, carboxy, alkoxyalkyl, C₄-C₇ cycloalkylalkoxy, amino, alkylamino, dialkylamino, amido, alkylamido, dialkylamido, thioalkyl, halogen, cyano, and nitro.
23. The compound of any of Claims 1-15 where Y is phenyl.
30
24. The compound of any of Claims 1-15 where Y is restricted phenyl.

25. The compound of any of Claims 1-15 where Y is selected from alkyl and alkoxy.
26. The compound of any of Claims 1-15 where Y is hydrogen.
- 5 27. The compound of any of Claims 1-26 where Z_1 is CR_1 .
28. The compound of any of Claims 1-26 where Z_1 is N.
- 10 29. The compound of any of Claims 1-28 where Z_2 is CR_1 .
30. The compound of any of Claims 1-28 where Z_2 is N.
31. The compound of any of Claims 1-30 where Z_3 is CR_1 .
- 15 32. The compound of any of Claims 1-30 where Z_3 is N.
33. The compound of any of Claims 1-32 where Z_4 is CR_1 .
- 20 34. The compound of any of Claims 1-32 where Z_4 is N.
35. The compound of any of Claims 1-34 where X is selected from C_3 - C_6 cycloalkyl, C_3 - C_6 cycloalkyloxy, C_4 - C_7 cycloalkylalkyl, C_4 - C_7 cycloalkylalkoxy, heterocycloalkyl, heterocycloalkylalkyl, heterocycloalkyloxy, phenyl, heteroaryl, heteroaryloxy and
- 25 heteroarylalkyl.
36. The compound of any of Claims 1-34 where X is selected from C_1 - C_4 alkyl, C_3 - C_6 cycloalkyl, C_3 - C_6 cycloalkyloxy, C_4 - C_7 cycloalkylalkyl and C_4 - C_7 cycloalkylalkoxy.
- 30 37. The compound of any of Claims 1-34 where X is selected from C_3 - C_6 cycloalkyl, C_3 - C_6 cycloalkyloxy, C_4 - C_7 cycloalkylalkyl and C_4 - C_7 cycloalkylalkoxy.

38. The compound of any of Claims 1-34 where X is selected from C₁-C₄ alkyl, heterocycloalkyl, heterocycloalkylalkyl and heterocycloalkyloxy
- 5 39. The compound of any of Claims 1-34 where X is selected from heterocycloalkyl, heterocycloalkylalkyl and heterocycloalkyloxy.
40. The compound of any of Claims 1-34 where X is heterocycloalkyl.
- 10 41. The compound of any of Claims 1-34 where X is selected from heteroaryl, heteroaryloxy and heteroarylalkyl.
42. The compound of any of Claims 1-34 where X is selected from alkyl, phenyl and heteroaryl.
- 15 43. The compound of any of Claims 1-34 where X is selected from phenyl and heteroaryl.
44. The compound of any of Claims 1-34 where X is heteroaryl.
- 20 45. The compound of any of Claims 1-34 where X is phenyl.
46. The compound of any of Claims 1-34 where X is restricted phenyl.
- 25 47. The compound of any of Claims 1-34 where X is selected from a monocyclic heteroaryl having 5 ring atoms selected from C, O, S and N provided the total number of ring heteroatoms is less than or equal to four and where no more than one of the total number of heteroatoms is oxygen or sulfur, and a monocyclic heteroaryl having 6 atoms selected from C and N provided that not more than 3 ring atoms are N, and where said ring may be optionally
30 and independently substituted with up to two groups selected from C₁-C₄ alkyl, C₃-C₆ cycloalkyl, C₃-C₆ cycloalkyloxy, C₁-C₄ alkoxy, CF₃, carboxy, alkoxyalkyl, C₄-C₇

cycloalkylalkoxy, amino, alkylamino, dialkylamino, amido, alkylamido, dialkylamido, thioalkyl, halogen, cyano, and nitro.

48. The compound of any of Claims 1-47 where HET is selected from a monocyclic heteroaryl having 5 ring atoms selected from C, O, S and N provided the total number of ring heteroatoms is less than or equal to three and where no more than one of the total number of heteroatoms is oxygen or sulfur, and a monocyclic heteroaryl having 6 atoms selected from C and N provided that not more than 2 ring atoms are N, and where said ring may be optionally and independently substituted with up to two groups selected from C₁-C₄ alkyl, C₃-C₆ cycloalkyl, alkoxy, C₃-C₆ cycloalkyloxy, carboxy, halogen, nitro, alkylsulfonyl, amino, alkylamino, dialkylamino, amido, alkylamido, dialkylamido and cyano.

49. The compound of any of Claims 1-47 where HET is a monocyclic heteroaryl having 5 ring atoms selected from C, O, S and N provided the total number of ring heteroatoms is less than or equal to three and where no more than one of the total number of heteroatoms is oxygen or sulfur where said ring may be optionally and independently substituted with up to two groups selected from C₁-C₄ alkyl, C₃-C₆ cycloalkyl, alkoxy, C₃-C₆ cycloalkyloxy, carboxy, halogen, nitro, alkylsulfonyl, amino, alkylamino, dialkylamino, amido, alkylamido, dialkylamido and cyano.

50. The compound of any of Claims 1-47 where HET is a monocyclic heteroaryl having 6 atoms selected from C and N provided that not more than 2 ring atoms are N, where said ring may be optionally and independently substituted with up to two groups selected from C₁-C₄ alkyl, C₃-C₆ cycloalkyl, alkoxy, C₃-C₆ cycloalkyloxy, carboxy, halogen, nitro, alkylsulfonyl, amino, alkylamino, dialkylamino, amido, alkylamido, dialkylamido and cyano.

51. The compound of any of Claims 1-47 where HET is a monocyclic heterocycloalkyl.

52. The compound of any of Claims 1-47 where HET is a monocyclic heterocycloalkyl having only 6 ring atoms.

53. The compound of any of Claims 1-47 where HET is a monocyclic heterocycloalkyl having only 5 ring atoms.
- 5 54. The compound of any of Claims 1-47 where HET is selected from, imidazolyl, thiazolyl, oxazolyl, pyridinyl, pyrrolidinyl, pyrazinyl, triazolyl, pyrazolyl, cinnolinyl, piperidinyl, pyrrolidinyl, tetrahydrofuranyl, pyranyl.
55. The compound of any of Claims 1-54 where R_1 is selected from hydrogen,
10 halogen, C_1 - C_4 alkyl, C_3 - C_6 cycloalkyl, C_1 - C_4 alkoxy, C_3 - C_6 cycloalkyloxy, cyano and alkylsulfonyl.
56. The compound of any of Claims 1-54 where R_1 is selected from halogen, C_1 - C_4 alkyl, C_3 - C_6 cycloalkyl, C_1 - C_4 alkoxy, C_3 - C_6 cycloalkyloxy, cyano and alkylsulfonyl.
15
57. The compound of any of Claims 1-54 where R_1 is selected from hydrogen, alkoxy, halogen, cyano, alkylsulfonyl and nitro.
58. The compound of any of Claims 1-54 where R_1 is hydrogen.
20
59. The compound of any of Claims 1-58 where R_2 is selected from hydrogen, halogen, C_1 - C_4 alkyl, C_3 - C_6 cycloalkyl, C_1 - C_4 alkoxy, C_3 - C_6 cycloalkyloxy, cyano and alkylsulfonyl.
- 25 60. The compound of any of Claims 1-58 where R_2 is selected from halogen, C_1 - C_4 alkyl, C_3 - C_6 cycloalkyl, C_1 - C_4 alkoxy, C_3 - C_6 cycloalkyloxy, cyano and alkylsulfonyl.
61. The compound of any of Claims 1-58 where R_2 is selected from hydrogen, alkoxy, halogen, cyano, alkylsulfonyl and nitro.
30
62. The compound of any of Claims 1-58 where R_2 is hydrogen.

63. The compound of any of Claims 1-62 where R₃ is selected from hydrogen, halogen, C₁-C₄ alkyl, C₃-C₆ cycloalkyl, C₁-C₄ alkoxy, C₃-C₆ cycloalkyloxy, cyano and alkylsulfonyl.

5

64. The compound of any of Claims 1-62 where R₃ is selected from halogen, C₁-C₄ alkyl, C₃-C₆ cycloalkyl, C₁-C₄ alkoxy, C₃-C₆ cycloalkyloxy, cyano and alkylsulfonyl.

10

65. The compound of any of Claims 1-62 where R₃ is selected from hydrogen, alkoxy, halogen, cyano, alkylsulfonyl and nitro.

66. The compound of any of Claims 1-62 where R₃ is hydrogen.

15

67. The compound of any of Claims 1-66 where R₄ is selected from hydrogen, halogen, C₁-C₄ alkyl, C₃-C₆ cycloalkyl, C₁-C₄ alkoxy, C₃-C₆ cycloalkyloxy, cyano and alkylsulfonyl.

20

68. The compound of any of Claims 1-66 where R₄ is selected from halogen, C₁-C₄ alkyl, C₃-C₆ cycloalkyl, C₁-C₄ alkoxy, C₃-C₆ cycloalkyloxy, cyano and alkylsulfonyl.

69. The compound of any of Claims 1-66 where R₄ is selected from hydrogen, alkoxy, halogen, cyano, alkylsulfonyl and nitro.

70. The compound of any of Claims 1-66 where R₄ is hydrogen.

25

71. The compound or pharmaceutically acceptable salt thereof selected from any of Examples 100 to 297.

30

72. A pharmaceutical composition comprising the compound of any of claims 1-71 and a pharmaceutically acceptable carrier or excipient.

73. A method for treating a CNS disorder comprising administering to a human a therapeutically effective amount of the pharmaceutical composition of claim 71.

74. A method for treating eating disorders, obesity, compulsive gambling, sexual
5 disorders, narcolepsy, sleep disorders, diabetes, metabolic syndrome or for use in smoking cessation treatment comprising administering to a human thereof a therapeutically effective amount of the pharmaceutical composition of claim 71.

75. A method for treating obesity, schizophrenia, schizo-affective conditions,
10 Huntington's disease, dystonic conditions and tardive dyskinesia comprising administering to a human thereof a therapeutically effective amount of the pharmaceutical composition of claim 71.

76. A method for treating schizophrenia and schizo-affective conditions comprising
15 comprising administering to a human thereof a therapeutically effective amount of the pharmaceutical composition of claim 71.

77. A method for treating Huntington's disease comprising administering to a human thereof a therapeutically effective amount of the pharmaceutical composition of claim 71.

20

78. A method for treating obesity and metabolic syndrome comprising administering to a human thereof a therapeutically effective amount of the pharmaceutical composition of claim 71.