

(19) World Intellectual Property Organization  
International Bureau



(43) International Publication Date  
14 June 2007 (14.06.2007)

PCT

(10) International Publication Number  
**WO 2007/067489 A1**

(51) International Patent Classification:  
*C07D 215/22* (2006.01) *A61P 25/16* (2006.01)  
*A61K 31/407* (2006.01)

(74) Common Representative: **MERCK & CO., INC.**; 126 East Lincoln Avenue, Rahway, New Jersey 07065-0907 (US).

(21) International Application Number:  
PCT/US2006/046262

(81) Designated States (*unless otherwise indicated, for every kind of national protection available*): AE, AG, AL, AM, AT, AU, AZ, BA, BB, BG, BR, BW, BY, BZ, CA, CH, CN, CO, CR, CU, CZ, DE, DK, DM, DZ, EC, EE, EG, ES, FI, GB, GD, GE, GH, GM, GT, HN, HR, HU, ID, IL, IN, IS, JP, KE, KG, KM, KN, KP, KR, KZ, LA, LC, LK, LR, LS, LT, LU, LV, LY, MA, MD, MG, MK, MN, MW, MX, MY, MZ, NA, NG, NI, NO, NZ, OM, PG, PH, PL, PT, RO, RS, RU, SC, SD, SE, SG, SK, SL, SM, SV, SY, TJ, TM, TN, TR, TT, TZ, UA, UG, US, UZ, VC, VN, ZA, ZM, ZW.

(22) International Filing Date:  
4 December 2006 (04.12.2006)

(25) Filing Language: English

(26) Publication Language: English

(30) Priority Data:  
60/742,234 5 December 2005 (05.12.2005) US  
60/789,272 4 April 2006 (04.04.2006) US

(84) Designated States (*unless otherwise indicated, for every kind of regional protection available*): ARIPO (BW, GH, GM, KE, LS, MW, MZ, NA, SD, SL, SZ, TZ, UG, ZM, ZW), Eurasian (AM, AZ, BY, KG, KZ, MD, RU, TJ, TM), European (AT, BE, BG, CH, CY, CZ, DE, DK, EE, ES, FI, FR, GB, GR, HU, IE, IS, IT, LT, LU, LV, MC, NL, PL, PT, RO, SE, SI, SK, TR), OAPI (BF, BJ, CF, CG, CI, CM, GA, GN, GQ, GW, ML, MR, NE, SN, TD, TG).

(71) Applicants (*for all designated States except US*): **MERCK & CO., INC.** [US/US]; 126 East Lincoln Avenue, Rahway, New Jersey 07065-0907 (US). **MERCK SHARP & DOHME LIMITED** [GB/GB]; Hertford Road, Hoddesdon Hertfordshire EN11 9BU (GB).

**Published:**

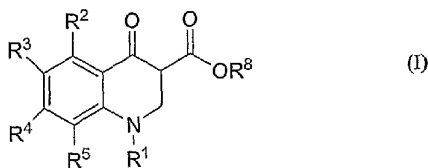
- with international search report
- before the expiration of the time limit for amending the claims and to be republished in the event of receipt of amendments

(72) Inventors; and

(75) Inventors/Applicants (*for US only*): **SHIPE, William, D.** [US/US]; 126 East Lincoln Avenue, Rahway, New Jersey 07065-0907 (US). **LINDSLEY, Craig** [US/US]; 126 East Lincoln Avenue, Rahway, New Jersey 07065-0907 (US). **HALLETT, David** [GB/GB]; Hertford Road, Hoddesdon Hertfordshire EN11 9BU (GB).

*For two-letter codes and other abbreviations, refer to the "Guidance Notes on Codes and Abbreviations" appearing at the beginning of each regular issue of the PCT Gazette.*

(54) Title: QUINOLONE M1 RECEPTOR POSITIVE ALLOSTERIC MODULATORS



(57) Abstract: The present invention is directed to quinolone compounds of general formula (I) which are M1 receptor positive allosteric modulators and that are useful in the treatment of diseases in which the M1 receptor is involved, such as Alzheimer's disease, pain or sleep disorders, and to novel M1 receptor positive allosteric modulator compounds of formulae (II) to (VIII). The invention is also directed to pharmaceutical compositions comprising the compounds, and to the use of the compounds and compositions in the treatment of diseases in which the M1 receptor is involved.



WO 2007/067489 A1

## QUINOLONE M1 RECEPTOR POSITIVE ALLOSTERIC MODULATORS

## FIELD OF THE INVENTION

5           The invention is directed to a class of quinolone compounds, their salts, pharmaceutical compositions comprising them and their use in therapy of the human body. In particular, the invention is directed to a class of quinolone compounds which are muscarinic M1 receptor positive allosteric modulators, and hence are useful in the treatment of Alzheimer's Disease and other diseases mediated by the muscarinic M1 receptor.

## BACKGROUND OF THE INVENTION

Alzheimer's Disease is a common neurodegenerative disease affecting the elderly, resulting in progressive memory impairment, loss of language and visuospatial skills, and behavior deficits. Characteristics of the disease include degeneration of cholinergic neurons in the cerebral cortex, hippocampus, basal forebrain, and other regions of the brain, neurofibrillary tangles, and accumulation of the amyloid  $\beta$  peptide ( $A\beta$ ).  $A\beta$  is a 39-43 amino acid produced in the brain by processing of the beta-amyloid precursor protein (APP) by the beta-amyloid protein cleaving enzyme ("beta secretase" or "BACE") and gamma-secretase. The processing leads to accumulation of  $A\beta$  in the brain.

Cholinergic neurotransmission involves the binding of acetylcholine either to the nicotinic acetylcholine receptor (nAChR) or to the muscarinic acetylcholine receptor (mAChR). It has been hypothesized that cholinergic hypofunction contributes to the cognitive deficits of patients suffering from Alzheimer's Disease. Consequently, acetylcholinesterase inhibitors, which inhibit acetylcholine hydrolysis, have been approved in the United States for use in the treatment of the cognitive impairments of Alzheimer's Disease patients. While acetylcholinesterase inhibitors have provided some cognitive enhancement in Alzheimer's Disease patients, the therapy has not been shown to change the underlying disease pathology.

A second potential pharmacotherapeutic target to counteract cholinergic hypofunction is the activation of muscarinic receptors. Muscarinic receptors are prevalent throughout the body. Five distinct muscarinic receptors (M1-M5) have been identified in mammals. In the central nervous system, muscarinic receptors are involved in cognitive, behavior, sensory, motor and autonomic functions.

The muscarinic M1 receptor, which is prevalent in the cerebral cortex, hippocampus and striatum, has been found to have a major role in cognitive processing and is believed to have a role in the pathophysiology of Alzheimer's Disease. See Eglen et al, *TRENDS in Pharmacological Sciences*, 2001, 22:8, 409-414. In addition, unlike acetylcholinesterase inhibitors, which are known to provide only symptomatic treatment, M1 agonists also have the potential to treat the underlying disease mechanism of Alzheimer's Disease. The cholinergic hypothesis of Alzheimer's Disease is linked to both  $\beta$ -amyloid and hyperphosphorylated tau protein. Formation of  $\beta$ -amyloid may impair the coupling of the muscarinic receptor with G-proteins. Stimulation of the M1 muscarinic receptor has been shown to increase

formation of the neuroprotective  $\alpha$ APPs fragment, thereby preventing the formation of the A $\beta$  peptide. Thus, M1 agonists may alter APP processing and enhance  $\alpha$ APPs secretion. *See Fisher, Jpn J Pharmacol*, 2000, 84:101-112.

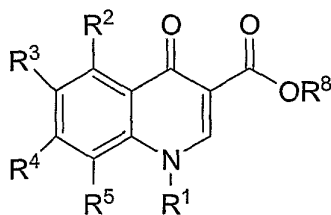
However, M1 ligands which have been developed and studied for Alzheimer's Disease have produced side effects common to other muscarinic receptor ligands, such as sweating, nausea and diarrhea. *See Spalding et al, Mol Pharmacol*, 2002, 61:6, 1297-1302.

The muscarinic receptors are known to contain one or more allosteric sites, which may alter the affinity with which muscarinic ligands bind to the primary binding or orthosteric sites. *See, e.g., S. Lazareno et al, Mol Pharmacol*, 2002, 62:6, 1491-1505; S. Lazareno et al, *Mol Pharmacol*, 2000, 58, 194-207.

Thus the compounds of the invention, which are muscarinic M1 receptor positive allosteric modulators, are believed to be useful in the treatment of Alzheimer's Disease and other diseases mediated by the muscarinic M1 receptor.

## SUMMARY OF THE INVENTION

The present invention is directed to methods of treating a patient (preferably a human) for diseases or disorders in which the M1 receptor is involved, such as Alzheimer's disease, cognitive impairment, pain disorders and sleep disorders, by administering to the patient a therapeutically effective amount of a compound of general formula (I)

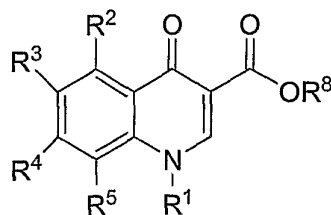


or a pharmaceutically acceptable salt thereof, which is useful as an M1 receptor positive allosteric modulator.

The invention is further directed to novel compounds of generic formulae (II) to (VIII), which are within the genus of formula (I), or a pharmaceutically acceptable salt thereof. The invention is also directed to pharmaceutical compositions which include an effective amount of a compound of formula (II)-(VIII), or a pharmaceutically acceptable salt thereof, and a pharmaceutically acceptable carrier, and the use of the compounds and pharmaceutical compositions of the invention in the treatment of such diseases.

## DETAILED DESCRIPTION OF THE INVENTION

In one embodiment, the invention is directed to methods of treating a patient (preferably a human) for diseases in which the M1 receptor is involved, such as Alzheimer's disease, cognitive impairment, pain disorders and sleep disorders, by administering to the patient a compound of general formula (I)



(I)

and pharmaceutically acceptable salts thereof, wherein

R<sup>1</sup> is selected from the group consisting of

- (1) hydrogen,
- (2) -C<sub>1-6</sub> alkyl,
- (3) -C<sub>3-7</sub> cycloalkyl,
- (4) -CH<sub>2</sub>-C<sub>3-7</sub> cycloalkyl,
- (5) -CH<sub>2</sub>-aryl, and
- (6) -CH<sub>2</sub>-heteroaryl,

wherein said R<sup>1</sup> alkyl, heteroaryl, cycloalkyl or aryl moiety is optionally substituted with one or more

- (a) halogen,
- (b) cyano,
- (c) -R<sup>6</sup>,
- (d) -O-R<sup>6</sup>,
- (e) -S(O)<sub>n</sub>-R<sup>7</sup>, and
- (f) -OH,

R<sup>2</sup>, R<sup>3</sup>, R<sup>4</sup> and R<sup>5</sup> are each independently selected from the group consisting of

- (1) hydrogen,
- (2) -C<sub>1-6</sub> alkyl,
- (3) -C<sub>3-7</sub> cycloalkyl,
- (4) halogen,
- (5) cyano,
- (6) -O-R<sup>6</sup>, and
- (7) -S(O)<sub>n</sub>-R<sup>7</sup>,

wherein said alkyl or cycloalkyl is optionally substituted with one or more

- (a) halogen,
- (b) hydroxy, and
- (c) -O-C<sub>1-6</sub> alkyl;

5

R<sup>6</sup> and R<sup>7</sup> are selected from the group consisting of

- (1) -C<sub>1-6</sub> alkyl, and
- (2) -(CH<sub>2</sub>)<sub>m</sub>-aryl,

wherein said R<sup>6</sup> alkyl or aryl moiety is optionally substituted with one or more

10

- (a) halogen,
- (b) cyano, and
- (c) -O-C<sub>1-6</sub> alkyl, wherein said alkyl is optionally substituted with one or more halo;

R<sup>8</sup> is selected from the group consisting of

15

- (1) hydrogen,
- (2) -C<sub>1-6</sub> alkyl, and
- (3) -CH<sub>2</sub>-aryl,

wherein said R<sup>8</sup> alkyl or aryl moiety is optionally substituted with one or more

20

- (a) halogen,
- (b) cyano, and
- (c) -O-C<sub>1-6</sub> alkyl, wherein said alkyl is optionally substituted with one or more halo;

m is 1, 2 or 3; and

n is 0, 1 or 2.

In particular embodiments of the compounds of formula (I), R<sup>2</sup> and R<sup>5</sup> are each halogen, preferably chloro or fluoro, and R<sup>3</sup> and R<sup>4</sup> are each hydrogen.

25

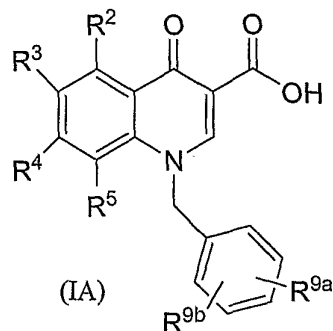
In alternative embodiments of the compounds of formula (I), R<sup>3</sup> and R<sup>4</sup> are each halogen, preferably chloro or fluoro, and R<sup>2</sup> and R<sup>5</sup> are each hydrogen.

In still other embodiments of the compounds of formula (I), R<sup>4</sup> is halogen (preferably chloro or fluoro), and R<sup>2</sup>, R<sup>3</sup> and R<sup>5</sup> are each hydrogen; or R<sup>3</sup> is halogen (preferably chloro or fluoro), and R<sup>2</sup>, R<sup>4</sup> and R<sup>5</sup> are each hydrogen; or R<sup>5</sup> is halogen (preferably chloro or fluoro), and R<sup>2</sup>, R<sup>3</sup> and R<sup>4</sup> are each hydrogen.

30

In one embodiment, the invention is directed to methods of treating a patient (preferably a human) for diseases in which the M1 receptor is involved, such as Alzheimer's Disease, cognitive impairment, pain disorders and sleep disorders, by administering to the patient a therapeutically effective amount of a compound of general formula (IA):

35



and pharmaceutically acceptable salts thereof, wherein R<sup>2</sup>, R<sup>3</sup>, R<sup>4</sup> and R<sup>5</sup> are as defined in claim 1, and R<sup>9a</sup> and R<sup>9b</sup> are independently selected from the group consisting of

- (1) hydrogen,
- (2) halogen,
- (3) -O-C<sub>1-6</sub> alkyl,
- (4) -C<sub>1-6</sub> alkyl,
- (5) hydroxyl, and
- (6) cyano,

wherein the R<sup>9a</sup> or R<sup>9b</sup> alkyl moiety is optionally substituted with one or more halogen.

The R<sup>9a</sup> or R<sup>9b</sup> group may be substituted at any of the carbon ring atoms of the phenyl group.

Specific embodiments of formula (I) are described herein as Examples 1-71.

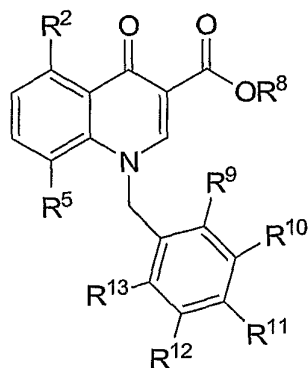
The invention is also directed to medicaments or pharmaceutical compositions for treating diseases or disorders in which the M1 receptor is involved, such as Alzheimer's disease, cognitive impairment, pain disorders and sleep disorders, which comprise a compound of formula (I) or (IA), or a pharmaceutically acceptable salt thereof, and a pharmaceutically acceptable carrier.

The invention is also directed to the use of a compound of formulae (I) or (IA) for treating diseases or disorders in which the M1 receptor is involved, such as Alzheimer's disease, cognitive impairment, pain disorders and sleep disorders.

The invention is further directed to a method for the manufacture of a medicament or a composition for treating diseases or disorders in which the M1 receptor is involved, such as Alzheimer's disease, cognitive impairment, pain disorders and sleep disorders, comprising combining a compound of formula (I) or (IA) with one or more pharmaceutically acceptable carriers.

The invention is also directed to compounds of generic formulae (II) – (VIII), as further described below, and pharmaceutically acceptable salts thereof, and to pharmaceutical compositions comprising the compounds of generic formulae (II) – (VIII), or salts thereof, and one or more pharmaceutically acceptable carriers.

In one genus, the invention is directed to novel compounds of formula (II):



(II)

and pharmaceutically acceptable salts thereof, wherein

R<sup>2</sup> and R<sup>5</sup> are each halogen;

5

R<sup>9</sup>, R<sup>10</sup>, R<sup>11</sup>, R<sup>12</sup> and R<sup>13</sup> are independently selected from the group consisting of

- (1) hydrogen,
- (2) halogen,
- (3) cyano,
- 10 (4) -R<sup>6</sup>,
- (5) -O-R<sup>6</sup>,
- (6) -S(O)<sub>n</sub>-R<sup>7</sup>, and
- (7) -OH,

wherein R<sup>6</sup> and R<sup>7</sup> are selected from the group consisting of

- 15 (a) -C<sub>1-6</sub> alkyl, and
- (b) -(CH<sub>2</sub>)<sub>m</sub>-aryl,

wherein said R<sup>6</sup> and R<sup>7</sup> alkyl or aryl moiety is optionally substituted with one or more aryl;

20 R<sup>8</sup> is selected from the group consisting of

- (1) hydrogen,
- (2) -C<sub>1-6</sub> alkyl, and
- (3) -CH<sub>2</sub>-aryl,

wherein said R<sup>8</sup> alkyl or aryl moiety is optionally substituted with one or more

25

- (a) halogen,
- (b) cyano, and
- (c) -O-C<sub>1-6</sub> alkyl, wherein said alkyl is optionally substituted with one or more halo;

m is 1, 2 or 3; and

n is 0, 1 or 2.

In one embodiment of the genus of compounds of formula (II), R<sup>9</sup>, R<sup>10</sup>, R<sup>11</sup>, R<sup>12</sup> and R<sup>13</sup> are independently selected from the group consisting of

- (1) hydrogen,
- (2) halogen,
- (3) -O-C<sub>1-6</sub> alkyl,
- (4) -C<sub>1-6</sub> alkyl,
- (5) hydroxyl, and
- (6) cyano,

wherein the R<sup>9</sup> to R<sup>13</sup> alkyl moiety is optionally substituted with one or more halogen.

In another embodiment, R<sup>8</sup> is hydrogen.

In another embodiment, R<sup>2</sup> and R<sup>5</sup> are suitably selected from chloro and fluoro. For example, R<sup>2</sup> and R<sup>5</sup> may both be fluoro.

In another embodiment, one or more of R<sup>9</sup>, R<sup>10</sup>, R<sup>11</sup>, R<sup>12</sup> and R<sup>13</sup> is halogen.

In another embodiment, two or more of R<sup>9</sup>, R<sup>10</sup>, R<sup>11</sup>, R<sup>12</sup> and R<sup>13</sup> is halogen.

In another embodiment, R<sup>9</sup> and R<sup>13</sup> are halogen.

In another embodiment, R<sup>10</sup>, R<sup>11</sup> and R<sup>12</sup> are hydrogen.

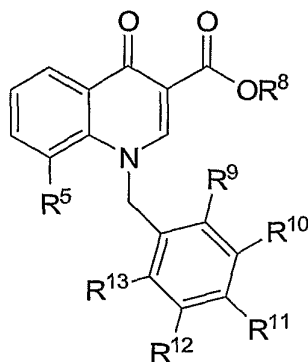
Within the genus of compounds of formula (II), exemplary compounds are

- 1-(4-(trifluoromethyl)benzyl)-5,8-difluoro-4-oxo-1,4-dihydroquinoline-3-carboxylic acid;
- 5,8-difluoro-1-(3-methoxybenzyl)-4-oxo-1,4-dihydroquinoline-3-carboxylic acid;
- 5,8-difluoro-4-oxo-1-[2-(trifluoromethyl)benzyl]-1,4-dihydroquinoline-3-carboxylic acid;
- 1-(2,6-difluorobenzyl)-5,8-difluoro-4-oxo-1,4-dihydroquinoline-3-carboxylic acid;
- 5,8-difluoro-4-oxo-1-[3-(trifluoromethyl)benzyl]-1,4-dihydroquinoline-3-carboxylic acid;
- 5,8-difluoro-4-oxo-1-[4-(trifluoromethyl)benzyl]-1,4-dihydroquinoline-3-carboxylic acid;
- 5,8-difluoro-4-oxo-1-[4-(trifluoromethoxy)benzyl]-1,4-dihydroquinoline-3-carboxylic acid;
- 1-(3,4-difluorobenzyl)-5,8-difluoro-4-oxo-1,4-dihydroquinoline-3-carboxylic acid;
- 1-(2-cyanobenzyl)-5,8-difluoro-4-oxo-1,4-dihydroquinoline-3-carboxylic acid;
- 1-(4-bromo-2-fluorobenzyl)-5,8-difluoro-4-oxo-1,4-dihydroquinoline-3-carboxylic acid;
- 5,8-difluoro-4-oxo-1-(pyridin-3-ylmethyl)-1,4-dihydroquinoline-3-carboxylic acid;
- 1-(3,5-difluorobenzyl)-5,8-difluoro-4-oxo-1,4-dihydroquinoline-3-carboxylic acid;
- 5,8-difluoro-4-oxo-1-[3-(trifluoromethoxy)benzyl]-1,4-dihydroquinoline-3-carboxylic acid;
- 1-[2-chloro-5-(trifluoromethyl)benzyl]-5,8-difluoro-4-oxo-1,4-dihydroquinoline-3-carboxylic acid;
- 5,8-difluoro-1-[2-fluoro-5-(trifluoromethyl)benzyl]-4-oxo-1,4-dihydroquinoline-3-carboxylic acid;
- 1-[4-chloro-3-(trifluoromethyl)benzyl]-5,8-difluoro-4-oxo-1,4-dihydroquinoline-3-carboxylic acid;
- 5,8-difluoro-1-(4-fluorobenzyl)-4-oxo-1,4-dihydroquinoline-3-carboxylic acid;
- 5,8-difluoro-1-(3-fluoro-4-methoxybenzyl)-4-oxo-1,4-dihydroquinoline-3-carboxylic acid;
- 1-[4-(difluoromethoxy)benzyl]-5,8-difluoro-4-oxo-1,4-dihydroquinoline-3-carboxylic acid;
- 1-benzyl-5,8-difluoro-4-oxo-1,4-dihydroquinoline-3-carboxylic acid;



and pharmaceutically acceptable salts thereof. Suitable salts of these exemplary compounds include the lithium, ammonium, sodium, calcium and potassium salts.

In another genus, the invention is directed to novel compounds of formula (III):



(III)

5

and pharmaceutically acceptable salts thereof, wherein

R<sup>5</sup> is halogen;

10 R<sup>9</sup>, R<sup>10</sup>, R<sup>11</sup>, R<sup>12</sup> and R<sup>13</sup> are independently selected from the group consisting of

- (1) hydrogen,
- (2) halogen,
- (3) cyano,
- (4) -R<sup>6</sup>,
- (5) -O-R<sup>6</sup>,
- (6) -S(O)<sub>n</sub>-R<sup>7</sup>, and
- (7) -OH,

15

wherein R<sup>6</sup> and R<sup>7</sup> are selected from the group consisting of

- (a) -C<sub>1-6</sub> alkyl, and
- (b) -(CH<sub>2</sub>)<sub>m</sub>-aryl,

20

wherein said R<sup>6</sup> and R<sup>7</sup> alkyl or aryl moiety is optionally substituted with one or more aryl;

R<sup>8</sup> is selected from the group consisting of

25

- (1) hydrogen,
- (2) -C<sub>1-6</sub> alkyl, and
- (3) -CH<sub>2</sub>-aryl,

wherein said R<sup>8</sup> alkyl or aryl moiety is optionally substituted with one or more

- (a) halogen,
- (b) cyano, and
- (c)  $-O-C_{1-6}$  alkyl, wherein said alkyl is optionally substituted with one or more halo;

m is 1, 2 or 3; and

5 n is 0, 1 or 2.

In one embodiment of the genus of compounds of formula (III),  $R^9$ ,  $R^{10}$ ,  $R^{11}$ ,  $R^{12}$  and  $R^{13}$  are independently selected from the group consisting of

- (1) hydrogen,
- (2) halogen,
- 10 (3)  $-O-C_{1-6}$  alkyl,
- (4)  $-C_{1-6}$  alkyl,
- (5) hydroxyl, and
- (6) cyano,

wherein the  $R^9$  to  $R^{13}$  alkyl moiety is optionally substituted with one or more halogen.

15 In another embodiment,  $R^8$  is hydrogen.

In another embodiment,  $R^{11}$  is halogen or  $-O-C_{1-6}$  alkyl, wherein said alkyl is optionally substituted by halogen.

In another embodiment, at least one of  $R^{10}$  or  $R^{12}$  is halogen or  $-O-C_{1-6}$  alkyl, wherein said alkyl is optionally substituted by halogen.

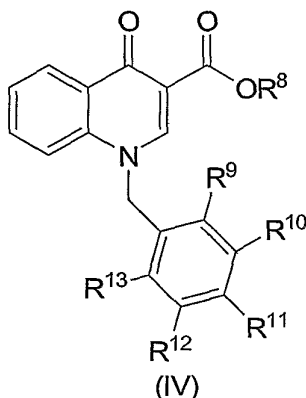
20 In another embodiment, at least one of  $R^9$  or  $R^{13}$  is halogen or  $-O-C_{1-6}$  alkyl, wherein said alkyl is optionally substituted by halogen.

Within the genus of compounds of formula (III), exemplary compounds are

- 8-fluoro-1-(4-methoxybenzyl)-4-oxo-1,4-dihydroquinoline-3-carboxylic acid;
- 1-(2,4-difluorobenzyl)-8-fluoro-4-oxo-1,4-dihydroquinoline-3-carboxylic acid;
- 25 1-(3,5-difluorobenzyl)-8-fluoro-4-oxo-1,4-dihydroquinoline-3-carboxylic acid;
- 8-fluoro-4-oxo-1-[3-(trifluoromethoxy)benzyl]-1,4-dihydroquinoline-3-carboxylic acid;
- 1-[3-(difluoromethoxy)benzyl]-8-fluoro-4-oxo-1,4-dihydroquinoline-3-carboxylic acid;
- 8-fluoro-1-(3-methoxybenzyl)-4-oxo-1,4-dihydroquinoline-3-carboxylic acid;
- 8-fluoro-4-oxo-1-(3,4,5-trifluorobenzyl)-1,4-dihydroquinoline-3-carboxylic acid;
- 30 8-fluoro-1-[4-methoxy-3-(trifluoromethyl)benzyl]-4-oxo-1,4-dihydroquinoline-3-carboxylic acid;
- 8-fluoro-4-oxo-1-[2-(trifluoromethyl)benzyl]-1,4-dihydroquinoline-3-carboxylic acid;
- 1-[2-chloro-5-(trifluoromethyl)benzyl]-8-fluoro-4-oxo-1,4-dihydroquinoline-3-carboxylic acid;
- 8-fluoro-1-[3-fluoro-5-(trifluoromethyl)benzyl]-4-oxo-1,4-dihydroquinoline-3-carboxylic acid;
- 8-fluoro-1-[2-fluoro-5-(trifluoromethyl)benzyl]-4-oxo-1,4-dihydroquinoline-3-carboxylic acid;
- 35 8-fluoro-1-[3-fluoro-2-(trifluoromethyl)benzyl]-4-oxo-1,4-dihydroquinoline-3-carboxylic acid;
- 1-[4-chloro-3-(trifluoromethyl)benzyl]-8-fluoro-4-oxo-1,4-dihydroquinoline-3-carboxylic acid;
- 1-(2,6-difluorobenzyl)-8-fluoro-4-oxo-1,4-dihydroquinoline-3-carboxylic acid;
- 8-fluoro-4-oxo-1-[4-(trifluoromethyl)benzyl]-1,4-dihydroquinoline-3-carboxylic acid;

- 8-fluoro-1-(3-fluoro-4-methoxybenzyl)-4-oxo-1,4-dihydroquinoline-3-carboxylic acid;  
 1-[4-(difluoromethoxy)benzyl]-8-fluoro-4-oxo-1,4-dihydroquinoline-3-carboxylic acid;  
 1-benzyl-8-fluoro-4-oxo-1,4-dihydroquinoline-3-carboxylic acid;  
 8-fluoro-1-[2-fluoro-6-(trifluoromethyl)benzyl]-4-oxo-1,4-dihydroquinoline-3-carboxylic acid;  
 5 8-fluoro-4-oxo-1-(2,3,6-trifluorobenzyl)-1,4-dihydroquinoline-3-carboxylic acid;  
 8-fluoro-4-oxo-1-(2,4,6-trifluorobenzyl)-1,4-dihydroquinoline-3-carboxylic acid;  
 1-(2,3-difluorobenzyl)-8-fluoro-4-oxo-1,4-dihydroquinoline-3-carboxylic acid;  
 8-fluoro-1-[2-fluoro-3-(trifluoromethyl)benzyl]-4-oxo-1,4-dihydroquinoline-3-carboxylic acid;  
 1-(2,5-difluorobenzyl)-8-fluoro-4-oxo-1,4-dihydroquinoline-3-carboxylic acid;  
 10 8-fluoro-4-oxo-1-(2,3,4-trifluorobenzyl)-1,4-dihydroquinoline-3-carboxylic acid;  
 8-fluoro-4-oxo-1-[4-(trifluoromethoxy)benzyl]-1,4-dihydroquinoline-3-carboxylic acid;  
 8-fluoro-4-oxo-1-[3-(trifluoromethyl)benzyl]-1,4-dihydroquinoline-3-carboxylic acid;  
 1-(2-cyanobenzyl)-8-fluoro-4-oxo-1,4-dihydroquinoline-3-carboxylic acid;  
 1-(3,4-difluorobenzyl)-8-fluoro-4-oxo-1,4-dihydroquinoline-3-carboxylic acid;  
 15 and pharmaceutically acceptable salts thereof. Suitable salts of these exemplary compounds include the lithium, ammonium, sodium, calcium and potassium salts.

In another genus, the compounds of the invention are compounds of formula (IV):



- 20 and pharmaceutically acceptable salts thereof, wherein

R<sup>9</sup>, R<sup>10</sup>, R<sup>11</sup>, R<sup>12</sup> and R<sup>13</sup> are independently selected from the group consisting of

- (1) hydrogen,  
 (2) halogen,  
 25 (3) cyano,  
 (4) -R<sup>6</sup>,  
 (5) -O-R<sup>6</sup>,  
 (6) -S(O)<sub>n</sub>-R<sup>7</sup>, and  
 (7) -OH,

wherein R<sup>6</sup> and R<sup>7</sup> are selected from the group consisting of

(a) -C<sub>1-6</sub> alkyl, and

(b) -(CH<sub>2</sub>)<sub>m</sub>-aryl,

wherein said R<sup>6</sup> and R<sup>7</sup> alkyl or aryl moiety is optionally substituted with one or more aryl;

R<sup>8</sup> is selected from the group consisting of

(1) hydrogen,

(2) -C<sub>1-6</sub> alkyl, and

(3) -CH<sub>2</sub>-aryl,

wherein said R<sup>8</sup> alkyl or aryl moiety is optionally substituted with one or more

(a) halogen,

(b) cyano, and

(c) -O-C<sub>1-6</sub> alkyl, wherein said alkyl is optionally substituted with one or more halo;

m is 1, 2 or 3; and

n is 0, 1 or 2;

with the proviso that (i) at least one of R<sup>9</sup>, R<sup>10</sup>, R<sup>11</sup>, R<sup>12</sup> and R<sup>13</sup> is not hydrogen, and (ii) when R<sup>11</sup> is methoxy, then R<sup>4</sup>, R<sup>10</sup>, R<sup>12</sup> and R<sup>13</sup> are not all hydrogen.

In one embodiment of the genus of compounds of formula (IV), R<sup>9</sup>, R<sup>10</sup>, R<sup>11</sup>, R<sup>12</sup> and R<sup>13</sup> are independently selected from the group consisting of

(1) hydrogen,

(2) halogen,

(3) -O-C<sub>1-6</sub> alkyl,

(4) -C<sub>1-6</sub> alkyl,

(5) hydroxyl, and

(6) cyano,

wherein the R<sup>9</sup> to R<sup>13</sup> alkyl moiety is optionally substituted with one or more halogen.

In another embodiment, R<sup>8</sup> is hydrogen.

In another embodiment, R<sup>11</sup> is OH, -O-C<sub>1-6</sub> alkyl, wherein said alkyl is optionally substituted

by halogen.

In one embodiment, at least one of R<sup>10</sup> and R<sup>12</sup> are halogen.

In one embodiment, at least one of R<sup>9</sup> and R<sup>13</sup> are halogen.

Within the genus of compounds of formula (IV), exemplary compounds are

1-(3-fluoro-4-methoxybenzyl)-4-oxo-1,4-dihydroquinoline-3-carboxylic acid;

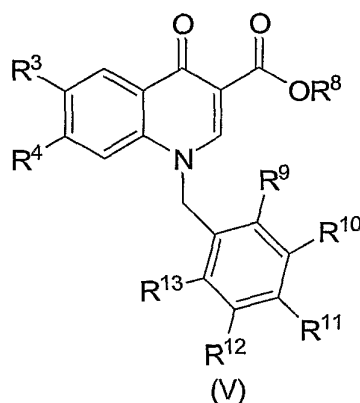
1-[4-(difluoromethoxy)benzyl]-4-oxo-1,4-dihydroquinoline-3-carboxylic acid;

4-oxo-1-[4-(trifluoromethoxy)benzyl]-1,4-dihydroquinoline-3-carboxylic acid;

4-oxo-1-(2,3,5,6-tetrafluoro-4-methoxybenzyl)-1,4-dihydroquinoline-3-carboxylic acid;

1-(4-hydroxybenzyl)-4-oxo-1,4-dihydroquinoline-3-carboxylic acid;  
 1-[4-(4-fluorobenzyl)benzyl]-4-oxo-1,4-dihydroquinoline-3-carboxylic acid;  
 4-oxo-1-[4-(2-phenylethyl)benzyl]-1,4-dihydroquinoline-3-carboxylic acid;  
 and pharmaceutically acceptable salts thereof. Suitable salts of these exemplary compounds include the  
 5 lithium, ammonium, sodium, calcium and potassium salts.

In one genus, the invention is directed to novel compounds of formula (V):



and pharmaceutically acceptable salts thereof, wherein

10

$R^3$  and  $R^4$  are each halogen;

$R^9$ ,  $R^{10}$ ,  $R^{11}$ ,  $R^{12}$  and  $R^{13}$  are independently selected from the group consisting of

- 15
- (1) hydrogen,
  - (2) halogen,
  - (3) cyano,
  - (4)  $-R^6$ ,
  - (5)  $-O-R^6$ ,
  - (6)  $-S(O)_n-R^7$ , and
  - 20 (7)  $-OH$ ,

wherein  $R^6$  and  $R^7$  are selected from the group consisting of

- (a)  $-C_{1-6}$  alkyl, and
- (b)  $-(CH_2)_m$ -aryl,

wherein said  $R^6$  and  $R^7$  alkyl or aryl moiety is optionally substituted with one or more  
 25 aryl;

$R^8$  is selected from the group consisting of

- (1) hydrogen,
- (2)  $-C_{1-6}$  alkyl, and

(3)  $-\text{CH}_2\text{-aryl}$ ,

wherein said  $\text{R}^8$  alkyl or aryl moiety is optionally substituted with one or more

(a) halogen,

(b) cyano, and

5 (c)  $-\text{O-C}_{1-6}$  alkyl, wherein said alkyl is optionally substituted with one or more halo;

m is 1, 2 or 3; and

n is 0, 1 or 2;

with the provisos that

(i) at least one of  $\text{R}^9$ ,  $\text{R}^{10}$ ,  $\text{R}^{11}$ ,  $\text{R}^{12}$  and  $\text{R}^{13}$  is not hydrogen,

10 (ii) when  $\text{R}^9$  and  $\text{R}^{13}$  are halogen, then  $\text{R}^{10}$ ,  $\text{R}^{11}$  and  $\text{R}^{12}$  are not all hydrogen,

(iii) when  $\text{R}^{10}$  and  $\text{R}^{11}$  are halogen, then  $\text{R}^9$ ,  $\text{R}^{12}$  and  $\text{R}^{13}$  are not all hydrogen,

(iv) when  $\text{R}^{11}$  and  $\text{R}^{12}$  are halogen, then  $\text{R}^9$ ,  $\text{R}^{10}$  and  $\text{R}^{13}$  are not all hydrogen

(v) when  $\text{R}^{11}$  and  $\text{R}^{13}$  are halogen, then  $\text{R}^9$ ,  $\text{R}^{10}$  and  $\text{R}^{12}$  are not all hydrogen,

(vi) when  $\text{R}^9$  and  $\text{R}^{13}$  are halogen, then  $\text{R}^{10}$ ,  $\text{R}^{11}$  and  $\text{R}^{12}$  are not all hydrogen,

15 (vii) when  $\text{R}^{10}$  is methoxy or halogen, then  $\text{R}^9$ ,  $\text{R}^{10}$ ,  $\text{R}^{11}$  and  $\text{R}^{12}$  are not all hydrogen,

(viii) when  $\text{R}^{12}$  is methoxy or halogen, then  $\text{R}^9$ ,  $\text{R}^{10}$ ,  $\text{R}^{11}$  and  $\text{R}^{13}$  are not all hydrogen

(ix) when  $\text{R}^9$  is halogen, then  $\text{R}^{10}$ ,  $\text{R}^{11}$ ,  $\text{R}^{12}$  and  $\text{R}^{13}$  are not all hydrogen,

(x) when  $\text{R}^{13}$  is halogen, then  $\text{R}^9$ ,  $\text{R}^{10}$ ,  $\text{R}^{11}$  and  $\text{R}^{12}$  are not all hydrogen, and

(xi) when  $\text{R}^{11}$  is halogen, methyl, trifluoromethyl or nitro, then  $\text{R}^{10}$ ,  $\text{R}^{11}$ ,  $\text{R}^{12}$  and  $\text{R}^{13}$  are not

20 all hydrogen.

In one embodiment of the compounds of formula (V),  $\text{R}^9$ ,  $\text{R}^{10}$ ,  $\text{R}^{11}$ ,  $\text{R}^{12}$  and  $\text{R}^{13}$  are independently selected from the group consisting of

(1) hydrogen,

(2) halogen,

25 (3)  $-\text{O-C}_{1-6}$  alkyl,

(4)  $-\text{C}_{1-6}$  alkyl, and

(5) cyano,

wherein the  $\text{R}^9$  to  $\text{R}^{13}$  alkyl moiety is optionally substituted with one or more halogen.

In another embodiment,  $\text{R}^8$  is hydrogen.

30 Within the genus of compounds of formula (V), exemplary compounds are

7-chloro-6-fluoro-1-(4-fluorobenzyl)-4-oxo-1,4-dihydroquinoline-3-carboxylic acid;

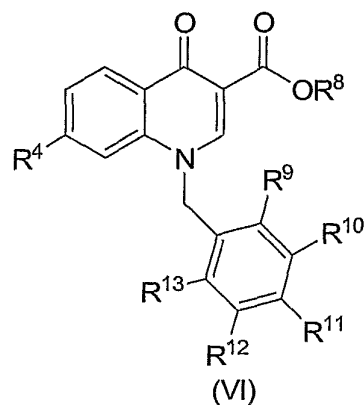
7-chloro-6-fluoro-4-oxo-1-[3-(trifluoromethyl)benzyl]-1,4-dihydroquinoline-3-carboxylic acid;

7-chloro-6-fluoro-4-oxo-1-[4-(trifluoromethyl)benzyl]-1,4-dihydroquinoline-3-carboxylic acid;

7-chloro-6-fluoro-4-oxo-1-[4-(trifluoromethoxy)benzyl]-1,4-dihydroquinoline-3-carboxylic acid;

35 and pharmaceutically acceptable salts thereof. Suitable salts of these exemplary compounds include the lithium, ammonium, sodium, calcium and potassium salts.

In another genus, the invention is directed to novel compounds of formula (VI):



and pharmaceutically acceptable salts thereof, wherein

5  $R^4$  is halogen;

$R^9$ ,  $R^{10}$ ,  $R^{11}$ ,  $R^{12}$  and  $R^{13}$  are independently selected from the group consisting of

- (1) hydrogen,
- (2) halogen,
- 10 (3) cyano,
- (4)  $-R^6$ ,
- (5)  $-O-R^6$ ,
- (6)  $-S(O)_n-R^7$ , and
- (7)  $-OH$ ,

15 wherein  $R^6$  and  $R^7$  are selected from the group consisting of

- (a)  $-C_{1-6}$  alkyl, and
- (b)  $-(CH_2)_m$ -aryl,

wherein said  $R^6$  and  $R^7$  alkyl or aryl moiety is optionally substituted with one or more aryl;

20

$R^8$  is selected from the group consisting of

- (1) hydrogen,
- (2)  $-C_{1-6}$  alkyl, and
- (3)  $-CH_2$ -aryl,

25 wherein said  $R^8$  alkyl or aryl moiety is optionally substituted with one or more

- (a) halogen,
- (b) cyano, and
- (c)  $-O-C_{1-6}$  alkyl, wherein said alkyl is optionally substituted with one or more halo;

$m$  is 1, 2 or 3; and

n is 0, 1 or 2;

with the proviso that (i) at least one of R<sup>9</sup>, R<sup>10</sup>, R<sup>11</sup>, R<sup>12</sup> and R<sup>13</sup> is not hydrogen, and (ii) when R<sup>4</sup> is chloro and R<sup>11</sup> is fluoro, then R<sup>9</sup>, R<sup>10</sup>, R<sup>12</sup> and R<sup>13</sup> are not all hydrogen.

In one embodiment of the genus of compounds of formula (VI), R<sup>9</sup>, R<sup>10</sup>, R<sup>11</sup>, R<sup>12</sup> and R<sup>13</sup> are  
5 independently selected from the group consisting of

- (1) hydrogen,
- (2) halogen,
- (3) -O-C<sub>1-6</sub> alkyl,
- (4) -C<sub>1-6</sub> alkyl, and

10 (5) cyano,

wherein the R<sup>9</sup> to R<sup>13</sup>alkyl moiety is optionally substituted with one or more halogen.

In another embodiment, when R<sup>4</sup> is halogen and R<sup>11</sup> is fluoro, then R<sup>9</sup>, R<sup>10</sup>, R<sup>12</sup> and R<sup>13</sup> are not hydrogen.

In another embodiment, R<sup>8</sup> is hydrogen.

15 In another embodiment, R<sup>11</sup> is halogen, -C<sub>1-6</sub> alkyl or -O-C<sub>1-6</sub> alkyl, wherein said alkyl is optionally substituted by halogen.

In another embodiment, at least one of R<sup>10</sup> and R<sup>12</sup> is halogen, -C<sub>1-6</sub> alkyl or -O-C<sub>6</sub> alkyl, wherein said alkyl is optionally substituted by halogen.

In another embodiment, at least one of R<sup>9</sup> and R<sup>13</sup> is halogen, -C<sub>1-6</sub> alkyl or -O-C<sub>1-6</sub> alkyl,  
20 wherein said alkyl is optionally substituted by halogen.

Within the genus of compounds of formula (V), exemplary compounds are

7-chloro-1-(4-fluorobenzyl)-4-oxo-1,4-dihydroquinoline-3-carboxylic acid

7-chloro-4-oxo-1-[3-(trifluoromethyl)benzyl]-1,4-dihydroquinoline-3-carboxylic acid;

7-chloro-1-(2,6-difluorobenzyl)-4-oxo-1,4-dihydroquinoline-3-carboxylic acid;

25 7-chloro-4-oxo-1-[4-(trifluoromethyl)benzyl]-1,4-dihydroquinoline-3-carboxylic acid;

7-chloro-4-oxo-1-[4-(trifluoromethoxy)benzyl]-1,4-dihydroquinoline-3-carboxylic acid;

7-chloro-1-(3,4-difluorobenzyl)-4-oxo-1,4-dihydroquinoline-3-carboxylic acid;

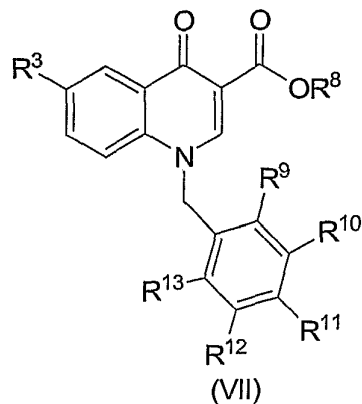
7-chloro-1-(2-cyanobenzyl)-4-oxo-1,4-dihydroquinoline-3-carboxylic acid;

1-(4-bromo-2-fluorobenzyl)-7-chloro-4-oxo-1,4-dihydroquinoline-3-carboxylic acid;

30 and pharmaceutically acceptable salts thereof. Suitable salts of these exemplary compounds include the lithium, ammonium, sodium, calcium and potassium salts.

In one genus, the invention is directed to novel compounds of formula (VII):





and pharmaceutically acceptable salts thereof, wherein

R<sup>3</sup> is halogen;

5

R<sup>9</sup>, R<sup>10</sup>, R<sup>11</sup>, R<sup>12</sup> and R<sup>13</sup> are independently selected from the group consisting of

- (1) hydrogen,
- (2) halogen,
- (3) cyano,
- (4) -R<sup>6</sup>,
- (5) -O-R<sup>6</sup>,
- (6) -S(O)<sub>n</sub>-R<sup>7</sup>, and
- (7) -OH,

10

wherein R<sup>6</sup> and R<sup>7</sup> are selected from the group consisting of

15

- (a) -C<sub>1-6</sub> alkyl, and
- (b) -(CH<sub>2</sub>)<sub>m</sub>-aryl,

wherein said R<sup>6</sup> and R<sup>7</sup> alkyl or aryl moiety is optionally substituted with one or more aryl;

20

R<sup>8</sup> is selected from the group consisting of

- (1) hydrogen,
- (2) -C<sub>1-6</sub> alkyl, and
- (3) -CH<sub>2</sub>-aryl,

wherein said R<sup>8</sup> alkyl or aryl moiety is optionally substituted with one or more

25

- (a) halogen,
- (b) cyano, and
- (c) -O-C<sub>1-6</sub> alkyl, wherein said alkyl is optionally substituted with one or more halo;

m is 1, 2 or 3; and

n is 0, 1 or 2.

with the proviso that at least one of R<sup>9</sup>, R<sup>10</sup>, R<sup>11</sup>, R<sup>12</sup> and R<sup>13</sup> is not hydrogen.

In one embodiment of compounds of formula (VII), R<sup>9</sup>, R<sup>10</sup>, R<sup>11</sup>, R<sup>12</sup> and R<sup>13</sup> are independently selected from the group consisting of

- (1) hydrogen,
- (2) halogen,
- (3) -O-C<sub>1-6</sub> alkyl,
- (4) -C<sub>1-6</sub> alkyl, and
- (5) cyano,

wherein the R<sup>9</sup> to R<sup>13</sup> alkyl moiety is optionally substituted with one or more halogen.

In another embodiment, R<sup>8</sup> is hydrogen.

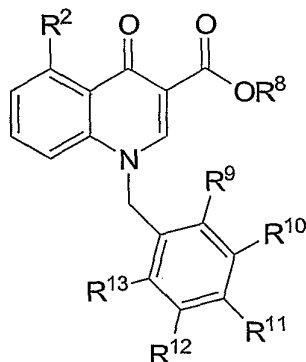
Within the genus of compounds of formula (VII), exemplary compounds are  
6-fluoro-1-(3-fluoro-4-methoxybenzyl)-4-oxo-1,4-dihydroquinoline-3-carboxylic acid;

1-(4-bromo-2-fluorobenzyl)-6-fluoro-4-oxo-1,4-dihydroquinoline-3-carboxylic acid;

1-(2,6-difluorobenzyl)-6-fluoro-4-oxo-1,4-dihydroquinoline-3-carboxylic acid;

and pharmaceutically acceptable salts thereof. Suitable salts of these exemplary compounds include the lithium, ammonium, sodium, calcium and potassium salts.

In one genus, the invention is directed to novel compounds of formula (VIII):



(VIII)

and pharmaceutically acceptable salts thereof, and enantiomers and diastereomers thereof, wherein

R<sup>2</sup> is halogen;

R<sup>9</sup>, R<sup>10</sup>, R<sup>11</sup>, R<sup>12</sup> and R<sup>13</sup> are independently selected from the group consisting of

- (1) hydrogen,
- (2) halogen,
- (3) cyano,
- (4) -R<sup>6</sup>,

- (5)  $-O-R^6$ ,
- (6)  $-S(O)_n-R^7$ , and
- (7)  $-OH$ ,

wherein  $R^6$  and  $R^7$  are selected from the group consisting of

- (a)  $-C_{1-6}$  alkyl, and
- (b)  $-(CH_2)_m$ -aryl,

wherein said  $R^6$  and  $R^7$  alkyl or aryl moiety is optionally substituted with one or more aryl;

$R^8$  is selected from the group consisting of

- (1) hydrogen,
- (2)  $-C_{1-6}$  alkyl, and
- (3)  $-CH_2$ -aryl,

wherein said  $R^8$  alkyl or aryl moiety is optionally substituted with one or more

- (a) halogen,
- (b) cyano, and
- (c)  $-O-C_{1-6}$  alkyl, wherein said alkyl is optionally substituted with one or more halo;

$m$  is 1, 2 or 3; and

$n$  is 0, 1 or 2.

Within the genus of compounds of formula (VIII), in one embodiment  $R^9$ ,  $R^{10}$ ,  $R^{11}$ ,  $R^{12}$  and  $R^{13}$  are independently selected from the group consisting of

- (1) hydrogen,
- (2) halogen,
- (3)  $-O-C_{1-6}$  alkyl,
- (4)  $-C_{1-6}$  alkyl, and
- (5) cyano,

wherein the  $R^9$  to  $R^{13}$  alkyl moiety is optionally substituted with one or more halogen.

In another embodiment,  $R^8$  is hydrogen.

Within the genus of compounds of formula (VIII), exemplary compounds are

- 1-(2,6-difluorobenzyl)-5-fluoro-4-oxo-1,4-dihydroquinoline-3-carboxylic acid;
- 5-fluoro-4-oxo-1-[4-(trifluoromethyl)benzyl]-1,4-dihydroquinoline-3-carboxylic acid;
- 5-fluoro-1-(4-fluorobenzyl)-4-oxo-1,4-dihydroquinoline-3-carboxylic acid;
- 5-fluoro-1-(3-fluoro-4-methoxybenzyl)-4-oxo-1,4-dihydroquinoline-3-carboxylic acid;
- 5-fluoro-4-oxo-1-(2,3,6-trifluorobenzyl)-1,4-dihydroquinoline-3-carboxylic acid;
- 5-fluoro-4-oxo-1-(2,4,6-trifluorobenzyl)-1,4-dihydroquinoline-3-carboxylic acid;
- 1-(4-bromo-2-fluorobenzyl)-5-fluoro-4-oxo-1,4-dihydroquinoline-3-carboxylic acid;
- 1-(1,3-benzodioxol-5-ylmethyl)-5-fluoro-4-oxo-1,4-dihydroquinoline-3-carboxylic acid;

and pharmaceutically acceptable salts thereof. Suitable salts of these exemplary compounds include the lithium, ammonium, sodium, calcium and potassium salts.

The invention is also directed to methods of treating a patient (preferably a human) for diseases or disorders in which the M1 receptor is involved, such as Alzheimer's Disease, cognitive impairment, pain disorders and sleep disorders, by administering to the patient a therapeutically effective amount of a compound of formulae (II) to (VIII), or a pharmaceutically acceptable salt thereof.

The invention is also directed to the use of a compound of formulae (II) to (VIII) for treating a disease or disorder in which the M1 receptor is involved, such as Alzheimer's Disease, cognitive impairment, pain disorders and sleep disorders, by administering to the patient a compound of formulae (II) to (VIII), or a pharmaceutically acceptable salt thereof.

The invention is also directed to medicaments or pharmaceutical compositions for the treatment of diseases or disorders in a patient (preferably a human) in which the M1 receptor is involved, such as Alzheimer's Disease, cognitive impairment, pain disorders, and sleep disorders, which comprise a compound of formulae (II) to (VIII), or a pharmaceutically acceptable salt thereof, and a pharmaceutically acceptable carrier.

The invention is also directed to a method for the manufacture of a medicament or a pharmaceutical composition for treating diseases in which M1 receptor is involved, such as Alzheimer's Disease, cognitive impairment, pain disorders, and sleep disorders, comprising combining a compound of formulae (II) to (VIII), or a pharmaceutically acceptable salt thereof, with a pharmaceutically acceptable carrier.

Where a variable occurs more than once in any of Formulas (I) to (VIII) or in a substituent thereof, the individual occurrences of that variable are independent of each other, unless otherwise specified.

As used herein, the term "alkyl," by itself or as part of another substituent, means a saturated straight or branched chain hydrocarbon radical having the number of carbon atoms designated (*e.g.*, C<sub>1-10</sub> alkyl means an alkyl group having from one to ten carbon atoms). Preferred alkyl groups for use in the invention are C<sub>1-6</sub> alkyl groups, having from one to six atoms. Exemplary alkyl groups include methyl, ethyl, n-propyl, isopropyl, n-butyl, isobutyl, tert-butyl, pentyl, hexyl, and the like. C<sub>0</sub> alkyl means a bond.

As used herein, the term "cycloalkyl," by itself or as part of another substituent, means a saturated cyclic hydrocarbon radical having the number of carbon atoms designated (*e.g.*, C<sub>3-12</sub> cycloalkyl means a cycloalkyl group having from three to twelve carbon atoms). The term cycloalkyl as used herein includes mono-, bi- and tricyclic saturated carbocycles, as well as bridged and fused ring carbocycles, such as spiro fused ring systems.

Preferred cycloalkyl groups for use in the invention are monocyclic C<sub>3-8</sub> cycloalkyl groups, having from three to eight carbon atoms. Exemplary monocyclic cycloalkyl groups include cyclopropyl, cyclobutyl, cyclopentyl, cyclohexyl and the like. Exemplary bridged cycloalkyl groups include adamantyl and norbornyl. Exemplary fused cycloalkyl groups include decahydronaphthalene.

As used herein, the term "aryl," by itself or as part of another substituent, means an aromatic cyclic hydrocarbon radical. Preferred aryl groups have from six to ten carbons atoms. The term "aryl" includes multiple ring systems as well as single ring systems. Preferred aryl groups for use in the invention include phenyl and naphthyl.

5       The term "aryl" also includes fused cyclic hydrocarbon rings which are partially aromatic (i.e., one of the fused rings is aromatic and the other is non-aromatic). An exemplary aryl group which is partially aromatic is indanyl.

The term "halo" or "halogen" includes fluoro, chloro, bromo and iodo.

As used herein, the term "heteroaryl," by itself or as part of another substituent, means a cyclic  
10 or polycyclic group having ring carbon atoms and at least one ring heteroatom (O, N or S), wherein at least one of the constituent rings is aromatic. Preferred heteroaryl groups have from 5 to 12 ring atoms. More preferred heteroaryl groups have 5 or 6 ring atoms. Exemplary heteroaryl groups for use in the invention include carbazolyl, carbolinyl, chromenyl, cinnolinyl, furanyl, benzofuranyl, benzofurazanyl, isobenzofuranyl, imidazolyl, benzimidazolyl, benzimidazolonyl, indazolyl, indolyl, isoindolyl, indolinyl,  
15 indolaziny, indynyl, oxadiazolyl, oxazolyl, benzoxazolyl, isoxazolyl, pyranyl, pyrazinyl, pyrazolyl, benzopyrazolyl, pyridazinyl, pyridyl, pyrimidinyl, pyrrolyl, quinolyl, isoquinolyl, tetrazolyl, thiazolyl, isothiazolyl, thiadiazolyl, thienyl, benzothiophenyl, triazinyl and triazolyl, and N-oxides thereof.

The term "heteroaryl" also includes fused cyclic heterocyclic rings which are partially aromatic (i.e., one of the fused rings is aromatic and the other is non-aromatic). An exemplary heteroaryl group  
20 which is partially aromatic is benzodioxol.

When a heteroaryl group as defined herein is substituted, the substituent may be bonded to a ring carbon atom of the heteroaryl group, or on a ring heteroatom (i.e., a nitrogen, oxygen or sulfur), which has a valence which permits substitution. Preferably, the substituent is bonded to a ring carbon atom. Similarly, when a heteroaryl group is defined as a substituent herein, the point of attachment may be at a  
25 ring carbon atom of the heteroaryl group, or on a ring heteroatom (i.e., a nitrogen, oxygen or sulfur), which has a valence which permits attachment. Preferably, the attachment is at a ring carbon atom.

The compounds of the invention may have one or more asymmetric centers. Compounds with asymmetric centers give rise to enantiomers (optical isomers), diastereomers (configurational isomers) or both, and it is intended that all of the possible enantiomers and diastereomers in mixtures and as pure or  
30 partially purified compounds are included within the scope of this invention. The present invention is meant to encompass all such isomeric forms of the compounds of formulae (I) to (VIII).

Formulae (I) to (VIII) are shown above without a definite stereochemistry at certain positions. The present invention includes all stereoisomers of formulae (I) to (VIII) and pharmaceutically acceptable salts thereof.

35       The independent syntheses of the enantiomerically or diastereomerically enriched compounds, or their chromatographic separations, may be achieved as known in the art by appropriate modification of the methodology disclosed herein. Their absolute stereochemistry may be determined by the x-ray

crystallography of crystalline products or crystalline intermediates that are derivatized, if necessary, with a reagent containing an asymmetric center of known absolute configuration.

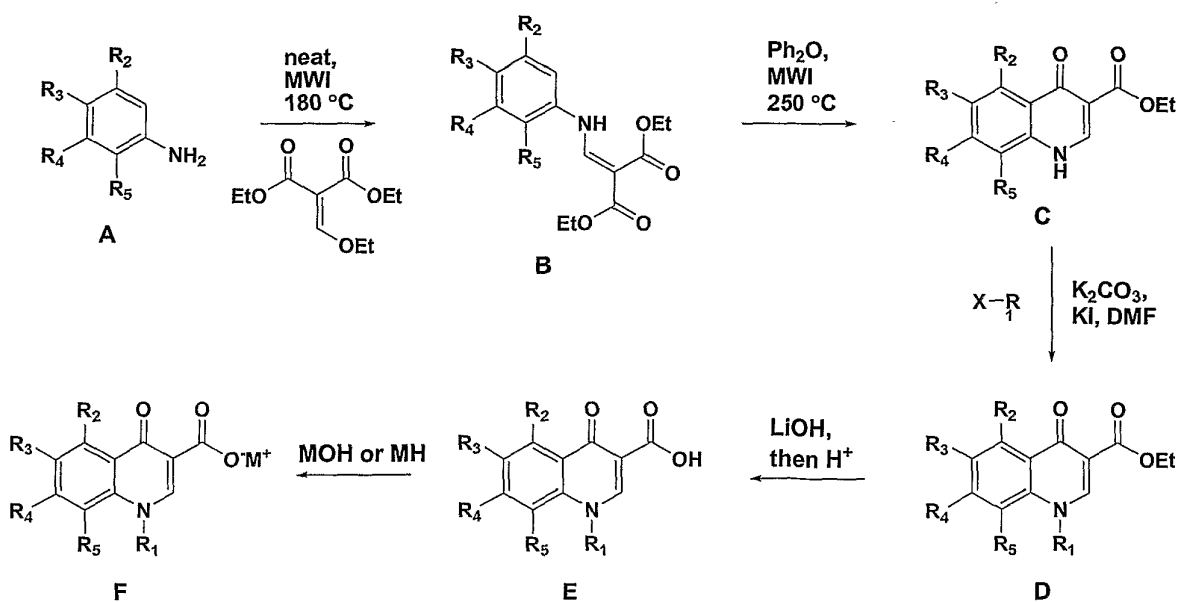
If desired, racemic mixtures of the compounds may be separated so that the individual enantiomers or diastereomers are isolated. The separation can be carried out by methods well known in the art, such as the coupling of a racemic mixture of compounds to an enantiomerically pure compound to form a diastereomeric mixture, followed by separation of the individual diastereomers by standard methods, such as fractional crystallization or chromatography. The coupling reaction is often the formation of salts using an enantiomerically pure acid or base. The diastereomeric derivatives may then be converted to the pure enantiomers by cleavage of the added chiral residue. The racemic mixture of the compounds can also be separated directly by chromatographic methods using chiral stationary phases, which methods are well known in the art.

Alternatively, any enantiomer or diastereomer of a compound may be obtained by stereoselective synthesis using optically pure starting materials or reagents of known configuration by methods well known in the art.

The compounds of the invention may be prepared according to the following reaction Schemes, in which variables are as defined before or are derived, using readily available starting materials, from reagents and conventional synthetic procedures. It is also possible to use variants which are themselves known to those of ordinary skill in organic synthesis art, but are not mentioned in greater detail.

The present invention also provides a method for the synthesis of compounds useful as intermediates in the preparation of compounds of the invention.

Scheme 1



Microwave irradiation of a neat mixture of aniline **A** with diethyl ethoxymethylenemalonate at 180 °C yields enamine **B**. The mixture is diluted with phenyl ether and irradiated at 250 °C to produce the quinolone core **C**. Treatment with base in the presence of an alkylating agent gives *N*-substituted quinolones **D**, which are hydrolyzed with lithium hydroxide to generate compounds of the invention **E** after acidic workup. Compounds **E** could be converted to the corresponding metal salts **F** with the appropriate metal hydroxide or hydride.

During any of the above synthetic sequences it may be necessary or desirable to protect sensitive or reactive groups on any of the molecules concerned. This may be achieved by means of conventional protecting groups, such as those described in *Protective Groups in Organic Chemistry*, ed.

J.F.W. McOmie, Plenum Press, 1973, and T.W. Greene & P.G.M. Wuts, *Protective Groups in Organic Synthesis*, John Wiley & Sons, 1991. The protecting groups may be removed at a convenient sequent stage using methods known from the art.

Specific embodiments of the compounds of the invention, and methods of making them, are described in the Examples herein.

The term "substantially pure" means that the isolated material is at least 90% pure, and preferably 95% pure, and even more preferably 99% pure as assayed by analytical techniques known in the art.

As used herein, the term "muscarinic M1 receptor" refers to one of the five subtypes of the muscarinic acetylcholine receptor, which is from the superfamily of G-protein coupled receptors.

The family of muscarinic receptors is described, for example, in *Pharmacol Ther*, 1993, 58:319-379; *Eur J Pharmacol*, 1996, 295:93-102, and *Mol Pharmacol*, 2002, 61:1297-1302. The muscarinic receptors are known to contain one or more allosteric sites, which may alter the affinity with which muscarinic ligands bind to the primary binding or orthosteric sites. See, e.g., S. Lazareno et al, *Mol Pharmacol*, 2002, 62:6, 1491-1505.

As used herein, the terms "positive allosteric modulator" and "allosteric potentiator" are used interchangeably, and refer to a ligand which interacts with an allosteric site of a receptor to activate the primary binding site. The compounds of the invention are positive allosteric modulators of the muscarinic M1 receptor. For example, a modulator or potentiator may directly or indirectly augment the response produced by the endogenous ligand (such as acetylcholine or xanomeline) at the orthosteric site of the muscarinic M1 receptor in an animal, in particular, a human.

The actions of ligands at allosteric receptor sites may also be understood according to the "allosteric ternary complex model," as known by those skilled in the art. The allosteric ternary complex model is described with respect to the family of muscarinic receptors in Birdsall et al, *Life Sciences*, 2001, 68:2517-2524. For a general description of the role of allosteric binding sites, see Christopoulos, *Nature Reviews: Drug Discovery*, 2002, 1:198-210.

It is believed that the compounds of the invention bind to an allosteric binding site that is distinct from the orthosteric acetylcholine site of the muscarinic M1 receptor, thereby augmenting the

response produced by the endogenous ligand acetylcholine at the orthosteric site of the M1 receptor. It is also believed that the compounds of the invention bind to an allosteric site which is distinct from the xanomeline site of the muscarinic M1 receptor, thereby augmenting the response produced by the endogenous ligand xanomeline at the orthosteric site of the M1 receptor.

5       The term "pharmaceutically acceptable salts" refers to salts prepared from pharmaceutically acceptable non-toxic bases or acids including inorganic or organic bases and inorganic or organic acids. The compounds of the invention may be mono, di or tris salts, depending on the number of acid functionalities present in the free base form of the compound. Free bases and salts derived from inorganic bases include aluminum, ammonium, calcium, copper, ferric, ferrous, lithium, magnesium,  
10       manganic salts, manganous, potassium, sodium, zinc, and the like. Particularly preferred salts for the compounds of the invention (including compounds of formulae (I) to (VIII)) are the lithium salt, ammonium salt, sodium salt, calcium salt and potassium salt.

Salts in the solid form may exist in more than one crystal structure, and may also be in the form of hydrates. Salts derived from pharmaceutically acceptable organic non-toxic bases include salts of  
15       primary, secondary, and tertiary amines, substituted amines including naturally occurring substituted amines, cyclic amines, and basic ion exchange resins, such as arginine, betaine, caffeine, choline, N,N'-dibenzylethylene-diamine, diethylamine, 2-diethylaminoethanol, 2-dimethylaminoethanol, ethanolamine, ethylenediamine, N-ethyl-morpholine, N-ethylpiperidine, glucamine, glucosamine, histidine, hydrabamine, isopropylamine, lysine, methylglucamine, morpholine, piperazine, piperidine, polyamine  
20       resins, procaine, purines, theobromine, triethylamine, trimethylamine, tripropylamine, tromethamine, and the like.

When the compound of the present invention is basic, salts may be prepared from pharmaceutically acceptable non-toxic acids, including inorganic and organic acids. Such acids include acetic, trifluoroacetic, benzenesulfonic, benzoic, camphorsulfonic, citric, ethanesulfonic, fumaric,  
25       gluconic, glutamic, hydrobromic, hydrochloric, isethionic, lactic, maleic, malic, mandelic, methanesulfonic, mucic, nitric, pamoic, pantothenic, phosphoric, succinic, sulfuric, tartaric, p-toluenesulfonic acid, and the like.

The present invention is directed to the use of the compounds of formulas (I) to (VIII) disclosed herein as M1 allosteric modulators in a patient or subject such as a mammal in need of such activity,  
30       comprising the administration of an effective amount of the compound. In addition to humans, a variety of other mammals can be treated according to the method of the present invention.

The compounds of the present invention have utility in treating or ameliorating Alzheimer's disease. The compounds may also be useful in treating or ameliorating other diseases mediated by the muscarinic M1 receptor, such as sleep disorders, pain disorders (including acute pain, inflammatory pain  
35       and neuropathic pain) and cognitive disorders (including mild cognitive impairment). Other conditions that may be treated by the compounds of the invention include Parkinson's Disease, pulmonary hypertension, chronic obstructive pulmonary disease (COPD), asthma, urinary incontinence, glaucoma, schizophrenia, Trisomy 21 (Down Syndrome), cerebral amyloid angiopathy, degenerative dementia,



Hereditary Cerebral Hemorrhage with Amyloidosis of the Dutch-Type (HCHWA-D), Creutzfeld-Jakob disease, prion disorders, amyotrophic lateral sclerosis, progressive supranuclear palsy, head trauma, stroke, pancreatitis, inclusion body myositis, other peripheral amyloidoses, diabetes, autism and atherosclerosis.

5           In preferred embodiments, the compounds of the invention are useful in treating Alzheimer's Disease, cognitive disorders, pain disorders and sleep disorders. For example, the compounds may be useful for the prevention of dementia of the Alzheimer's type, as well as for the treatment of early stage, intermediate stage or late stage dementia of the Alzheimer's type.

10           Potential sleep conditions or disorders for which the compounds of the invention may be useful include enhancing sleep quality; improving sleep quality; augmenting sleep maintenance; increasing the value which is calculated from the time that a subject sleeps divided by the time that a subject is attempting to sleep; decreasing sleep latency or onset (the time it takes to fall asleep); decreasing difficulties in falling asleep; increasing sleep continuity; decreasing the number of awakenings during sleep; decreasing nocturnal arousals; decreasing the time spent awake following the initial onset of sleep; 15 increasing the total amount of sleep; reducing the fragmentation of sleep; altering the timing, frequency or duration of REM sleep bouts; altering the timing, frequency or duration of slow wave (i.e. stages 3 or 4) sleep bouts; increasing the amount and percentage of stage 2 sleep; promoting slow wave sleep; enhancing EEG-delta activity during sleep; increasing daytime alertness; reducing daytime drowsiness; treating or reducing excessive daytime sleepiness; insomnia; hypersomnia; narcolepsy; interrupted sleep; 20 sleep apnea; wakefulness; nocturnal myoclonus; REM sleep interruptions; jet-lag; shift workers' sleep disturbances; dyssomnias; night terror; insomnias associated with depression, emotional/mood disorders, as well as sleep walking and enuresis, and sleep disorders which accompany aging; Alzheimer's sundowning; conditions associated with circadian rhythmicity as well as mental and physical disorders associated with travel across time zones and with rotating shift-work schedules, conditions due to drugs 25 which cause reductions in REM sleep as a side effect; syndromes which are manifested by non-restorative sleep and muscle pain or sleep apnea which is associated with respiratory disturbances during sleep; and conditions which result from a diminished quality of sleep.

          Pain disorders for which the compounds of the invention may be useful include neuropathic pain (such as postherpetic neuralgia, nerve injury, the "dynias", e.g., vulvodinia, phantom limb pain, root 30 avulsions, painful diabetic neuropathy, painful traumatic mononeuropathy, painful polyneuropathy); central pain syndromes (potentially caused by virtually any lesion at any level of the nervous system); postsurgical pain syndromes (eg, postmastectomy syndrome, postthoracotomy syndrome, stump pain); bone and joint pain (osteoarthritis), repetitive motion pain, dental pain, cancer pain, myofascial pain (muscular injury, fibromyalgia); perioperative pain (general surgery, gynecological), chronic pain, 35 dysmenorrhea, as well as pain associated with angina, and inflammatory pain of varied origins (e.g. osteoarthritis, rheumatoid arthritis, rheumatic disease, teno- synovitis and gout), headache, migraine and cluster headache, headache, primary hyperalgesia, secondary hyperalgesia, primary allodynia, secondary allodynia, or other pain caused by central sensitization.

Compounds of the invention may also be used to treat or prevent dyskinesias. Furthermore, compounds of the invention may be used to decrease tolerance and/or dependence to opioid treatment of pain, and for treatment of withdrawal syndrome of e.g., alcohol, opioids, and cocaine.

The subject or patient to whom the compounds of the present invention is administered is  
5 generally a human being, male or female, in whom M1 allosteric modulation is desired, but may also encompass other mammals, such as dogs, cats, mice, rats, cattle, horses, sheep, rabbits, monkeys, chimpanzees or other apes or primates, for which treatment of the above noted disorders is desired.

The compounds of the present invention may be used in combination with one or more other drugs in the treatment of diseases or conditions for which the compounds of the present invention have  
10 utility, where the combination of the drugs together are safer or more effective than either drug alone. Additionally, the compounds of the present invention may be used in combination with one or more other drugs that treat, prevent, control, ameliorate, or reduce the risk of side effects or toxicity of the compounds of the present invention. Such other drugs may be administered, by a route and in an amount commonly used therefor, contemporaneously or sequentially with the compounds of the present  
15 invention. Accordingly, the pharmaceutical compositions of the present invention include those that contain one or more other active ingredients, in addition to the compounds of the present invention. The combinations may be administered as part of a unit dosage form combination product, or as a kit or treatment protocol wherein one or more additional drugs are administered in separate dosage forms as part of a treatment regimen.

20 Examples of combinations of the compounds of the present invention include combinations with anti-Alzheimer's Disease agents, for example beta-secretase inhibitors; alpha 7 nicotinic agonists, such as ABT089, SSR180711 and MEM63908; gamma-secretase inhibitors, such as LY450139 and TAK 070; tau phosphorylation inhibitors; glycine transport inhibitors; ApoE4 conformational modulators; NR2B antagonists; androgen receptor modulators; blockers of A $\beta$  oligomer formation; 5-HT<sub>4</sub> agonists, such as  
25 PRX-03140; 5-HT<sub>6</sub> antagonists, such as GSK 742467, SGS-518, FK-962, SL-65.0155, SRA-333 and xaliproden; 5-HT<sub>1a</sub> antagonists, such as lecozotan; p25/CDK5 inhibitors; NK1/NK3 receptor antagonists; COX-2 inhibitors; HMG-CoA reductase inhibitors; NSAIDs including ibuprofen; vitamin E; anti-amyloid antibodies (including anti-amyloid humanized monoclonal antibodies), such as bapineuzumab, ACC001, CAD106, AZD3102, H12A11V1; anti-inflammatory compounds such as (R)-  
30 flurbiprofen, nitroflurbiprofen, ND-1251, VP-025, HT-0712 and EHT-202; PPAR gamma agonists, such as pioglitazone and rosiglitazone; CB-1 receptor antagonists or CB-1 receptor inverse agonists, such as AVE1625; antibiotics such as doxycycline and rifampin; N-methyl-D-aspartate (NMDA) receptor antagonists, such as memantine, neramexane and EVT101; cholinesterase inhibitors such as galantamine, rivastigmine, donepezil, tacrine, phenserine, ladostigil and ABT-089; growth hormone secretagogues  
35 such as ibutamoren, ibutamoren mesylate, and capromorelin; histamine H<sub>3</sub> receptor antagonists such as ABT-834, ABT 829, GSK 189254 and CEP16795; AMPA agonists or AMPA modulators, such as CX-717, LY 451395, LY404187 and S-18986; PDE IV inhibitors, including MEM1414, HT0712 and AVE8112; GABA<sub>A</sub> inverse agonists; GSK3 $\beta$  inhibitors, including AZD1080, SAR502250 and

CEP16805; neuronal nicotinic agonists; selective M1 agonists; and microtubule affinity regulating kinase (MARK) ligands; or other drugs that affect receptors or enzymes that either increase the efficacy, safety, convenience, or reduce unwanted side effects or toxicity of the compounds of the present invention.

5 Examples of combinations of the compounds include combinations with agents for the treatment of pain, for example non-steroidal anti-inflammatory agents, such as aspirin, diclofenac, duflunisal, fenoprofen, flurbiprofen, ibuprofen, indomethacin, ketoprofen, ketorolac, naproxen, oxaprozin, piroxicam, sulindac and tolmetin; COX-2 inhibitors, such as celecoxib, rofecoxib, valdecoxib, 406381 and 644784; CB-2 agonists, such as 842166 and SAB378; VR-1 antagonists, such as AMG517, 705498, 782443, PAC20030, V114380 and A425619; bradykinin B1 receptor antagonists, such as SSR240612 and NVPSAA164; sodium channel blockers and antagonists, such as VX409 and SPI860; nitric oxide  
10 synthase (NOS) inhibitors (including iNOS and nNOS inhibitors), such as SD6010 and 274150; glycine site antagonists, including lacosamide; neuronal nicotinic agonists, such as ABT 894; NMDA antagonists, such as AZD4282; potassium channel openers; AMPA/kainate receptor antagonists; calcium channel blockers, such as ziconotide and NMED160; GABA-A receptor IO modulators (e.g., a GABA-A receptor agonist); matrix metalloprotease (MMP) inhibitors; thrombolytic agents; opioid analgesics such as codeine, fentanyl, hydromorphone, levorphanol, meperidine, methadone, morphine, oxycodone, oxymorphone, pentazocine, propoxyphene; neutrophil inhibitory factor (NIF); pramipexole, ropinirole; anticholinergics; amantadine; monoamine oxidase B15 ("MAO-B") inhibitors; 5HT receptor agonists or antagonists; mGlu5 antagonists, such as AZD9272; alpha agonists, such as AGNXX/YY; neuronal  
15 nicotinic agonists, such as ABT894; NMDA receptor agonists or antagonists, such as AZD4282; NK1 antagonists; selective serotonin reuptake inhibitors ("SSRI") and/or selective serotonin and norepinephrine reuptake inhibitors ("SSNRI"), such as duloxetine; tricyclic antidepressant drugs, norepinephrine modulators; lithium; valproate; gabapentin; pregabalin; rizatriptan; zolmitriptan; naratriptan and sumatriptan.

25 The compounds of the present invention may be administered in combination with compounds useful for enhancing sleep quality and preventing and treating sleep disorders and sleep disturbances, including e.g., sedatives, hypnotics, anxiolytics, antipsychotics, antianxiety agents, antihistamines, benzodiazepines, barbiturates, cyclopyrrolones, orexin antagonists, alpha-1 antagonists, GABA agonists, 5HT-2 antagonists including 5HT-2A antagonists and 5HT-2A/2C antagonists, histamine antagonists  
30 including histamine H3 antagonists, histamine H3 inverse agonists, imidazopyridines, minor tranquilizers, melatonin agonists and antagonists, melatonergic agents, other orexin antagonists, orexin agonists, prokineticin agonists and antagonists, pyrazolopyrimidines, T-type calcium channel antagonists, triazolopyridines, and the like, such as: adinazolam, allobarbitol, alonimid, alprazolam, amitriptyline, amobarbital, amoxapine, armodafinil, APD-125, bentazepam, benzocetamine, brotizolam, bupropion, busprione, butabarbital, butalbital, capromorelin, capuride, carbocloral, chloral betaine, chloral hydrate,  
35 chlordiazepoxide, clomipramine, clonazepam, cloperidone, clorazepate, clorethate, clozapine, conazepam, cyprazepam, desipramine, dexclamol, diazepam, dichloralphenazone, divalproex, diphenhydramine, doxepin, EMD-281014, eplivanserin, estazolam, eszopiclone, ethchlorynol, etomidate,

fenobam, flunitrazepam, flurazepam, fluvoxamine, fluoxetine, fosazepam, gaboxadol, glutethimide, halazepam, hydroxyzine, ibutamoren, imipramine, indiplon, lithium, lorazepam, lormetazepam, LY-156735, maprotiline, MDL-100907, mecloqualone, melatonin, mephobarbital, meprobamate, methaqualone, methypylon, midaflur, midazolam, modafinil, nefazodone, NGD-2-73, nisobamate, nitrazepam, nortriptyline, oxazepam, paraldehyde, paroxetine, pentobarbital, perlapine, perphenazine, phenelzine, phenobarbital, prazepam, promethazine, propofol, protriptyline, quazepam, ramelteon, reclazepam, roletamide, secobarbital, sertraline, suproclone, TAK-375, temazepam, thioridazine, tiagabine, tracazolate, tranlycypromaine, trazodone, triazolam, trepipam, tricetamide, triclofos, trifluoperazine, trimetozine, trimipramine, uldazepam, venlafaxine, zaleplon, zolazepam, zopiclone, zolpidem, and salts thereof, and combinations thereof, and the like, or the compound of the present invention may be administered in conjunction with the use of physical methods such as with light therapy or electrical stimulation.

In another embodiment, the subject compound may be employed in combination with levodopa (with or without a selective extracerebral decarboxylase inhibitor such as carbidopa or benserazide), anticholinergics such as biperiden (optionally as its hydrochloride or lactate salt) and trihexyphenidyl (benzhexol) hydrochloride, COMT inhibitors such as entacapone, MOA-B inhibitors, antioxidants, A2a adenosine receptor antagonists, cholinergic agonists and dopamine receptor agonists such as alantemol, bromocriptine, fenoldopam, lisuride, naxagolide, pergolide and pramipexole.

The term "composition" as used herein is intended to encompass a product comprising specified ingredients in predetermined amounts or proportions, as well as any product which results, directly or indirectly, from combination of the specified ingredients in the specified amounts. This term in relation to pharmaceutical compositions is intended to encompass a product comprising one or more active ingredients, and an optional carrier comprising inert ingredients, as well as any product which results, directly or indirectly, from combination, complexation or aggregation of any two or more of the ingredients, or from dissociation of one or more of the ingredients, or from other types of reactions or interactions of one or more of the ingredients.

In general, pharmaceutical compositions are prepared by uniformly and intimately bringing the active ingredient into association with a liquid carrier or a finely divided solid carrier or both, and then, if necessary, shaping the product into the desired formulation. In the pharmaceutical composition the active compound, which is a compound of formulae (I) to (VIII), is included in an amount sufficient to produce the desired effect upon the process or condition of diseases. Accordingly, the pharmaceutical compositions of the present invention encompass any composition made by admixing a compound of the present invention and a pharmaceutically acceptable carrier.

The carrier may take a wide variety of forms depending on the form of preparation desired for administration, e.g., oral or parenteral (including intravenous). Thus, the pharmaceutical compositions of the present invention can be presented as discrete units suitable for oral administration such as capsules, cachets or tablets each containing a predetermined amount of the active ingredient. Further, the compositions can be presented as a powder, as granules, as a solution, as a suspension in an aqueous

liquid, as a non-aqueous liquid, as an oil-in-water emulsion or as a water-in-oil liquid emulsion. In addition to the common dosage forms set out above, the compounds of the invention, or pharmaceutically acceptable salts thereof, may also be administered by controlled release means and/or delivery devices.

Pharmaceutical compositions intended for oral use may be prepared according to any method known to the art for the manufacture of pharmaceutical compositions and such compositions may contain one or more agents selected from the group consisting of sweetening agents, flavoring agents, coloring agents and preserving agents in order to provide pharmaceutically elegant and palatable preparations. Tablets may contain the active ingredient in admixture with non-toxic pharmaceutically acceptable excipients which are suitable for the manufacture of tablets. These excipients may be, for example, inert diluents, such as calcium carbonate, sodium carbonate, lactose, calcium phosphate or sodium phosphate; granulating and disintegrating agents, for example, corn starch, or alginic acid; binding agents, for example starch, gelatin or acacia, and lubricating agents, for example magnesium stearate, stearic acid or talc. The tablets may be uncoated or they may be coated by known techniques to delay disintegration and absorption in the gastrointestinal tract and thereby provide a sustained action over a longer period.

A tablet containing the composition of this invention may be prepared by compression or molding, optionally with one or more accessory ingredients or adjuvants. Compressed tablets may be prepared by compressing, in a suitable machine, the active ingredient in a free-flowing form such as powder or granules, optionally mixed with a binder, lubricant, inert diluent, surface active or dispersing agent. Molded tablets may be made by molding in a suitable machine, a mixture of the powdered compound moistened with an inert liquid diluent. Each tablet preferably contains from about 0.1 mg to about 500 mg of the active ingredient and each cachet or capsule preferably containing from about 0.1 mg to about 500 mg of the active ingredient.

Compositions for oral use may also be presented as hard gelatin capsules wherein the active ingredient is mixed with an inert solid diluent, for example, calcium carbonate, calcium phosphate or kaolin, or as soft gelatin capsules wherein the active ingredient is mixed with water or an oil medium, for example peanut oil, liquid paraffin, or olive oil.

Other pharmaceutical compositions include aqueous suspensions, which contain the active materials in admixture with excipients suitable for the manufacture of aqueous suspensions. In addition, oily suspensions may be formulated by suspending the active ingredient in a vegetable oil, for example arachis oil, olive oil, sesame oil or coconut oil, or in a mineral oil such as liquid paraffin. Oily suspensions may also contain various excipients. The pharmaceutical compositions of the invention may also be in the form of oil-in-water emulsions, which may also contain excipients such as sweetening and flavoring agents.

The pharmaceutical compositions may be in the form of a sterile injectable aqueous or oleaginous suspension, or in the form of sterile powders for the extemporaneous preparation of such sterile injectable solutions or dispersions. In all cases, the final injectable form must be sterile and must be effectively fluid for easy syringability. The pharmaceutical compositions must be stable under the

conditions of manufacture and storage; thus, preferably should be preserved against the contaminating action of microorganisms such as bacteria and fungi.

Pharmaceutical compositions of the present invention can be in a form suitable for topical use such as, for example, an aerosol, cream, ointment, lotion, dusting powder, or the like. Further, the compositions can be in a form suitable for use in transdermal devices. These formulations may be prepared via conventional processing methods. As an example, a cream or ointment is prepared by mixing hydrophilic material and water, together with about 5 wt% to about 10 wt% of the compound, to produce a cream or ointment having a desired consistency.

Pharmaceutical compositions of this invention can also be in a form suitable for rectal administration wherein the carrier is a solid. It is preferable that the mixture forms unit dose suppositories. Suitable carriers include cocoa butter and other materials commonly used in the art.

By "pharmaceutically acceptable" it is meant the carrier, diluent or excipient must be compatible with the other ingredients of the formulation and not deleterious to the recipient thereof.

The terms "administration of" or "administering a" compound should be understood to mean providing a compound of the invention to the individual in need of treatment in a form that can be introduced into that individual's body in a therapeutically useful form and therapeutically useful amount, including, but not limited to: oral dosage forms, such as tablets, capsules, syrups, suspensions, and the like; injectable dosage forms, such as IV, IM, or IP, and the like; transdermal dosage forms, including creams, jellies, powders, or patches; buccal dosage forms; inhalation powders, sprays, suspensions, and the like; and rectal suppositories.

The terms "effective amount" or "therapeutically effective amount" means the amount of the subject compound that will elicit the biological or medical response of a tissue, system, animal or human that is being sought by the researcher, veterinarian, medical doctor or other clinician.

As used herein, the term "treatment" or "treating" means any administration of a compound of the present invention and includes (1) inhibiting the disease in an animal that is experiencing or displaying the pathology or symptomatology of the diseased (i.e., arresting further development of the pathology and/or symptomatology), or (2) ameliorating the disease in an animal that is experiencing or displaying the pathology or symptomatology of the diseased (i.e., reversing the pathology and/or symptomatology).

The compositions containing compounds of the present invention may conveniently be presented in unit dosage form and may be prepared by any of the methods well known in the art of pharmacy. The term "unit dosage form" is taken to mean a single dose wherein all active and inactive ingredients are combined in a suitable system, such that the patient or person administering the drug to the patient can open a single container or package with the entire dose contained therein, and does not have to mix any components together from two or more containers or packages. Typical examples of unit dosage forms are tablets or capsules for oral administration, single dose vials for injection, or suppositories for rectal administration. This list of unit dosage forms is not intended to be limiting in any way, but merely to represent typical examples of unit dosage forms.

The compositions containing compounds of the present invention may conveniently be presented as a kit, whereby two or more components, which may be active or inactive ingredients, carriers, diluents, and the like, are provided with instructions for preparation of the actual dosage form by the patient or person administering the drug to the patient. Such kits may be provided with all necessary materials and ingredients contained therein, or they may contain instructions for using or making materials or components that must be obtained independently by the patient or person administering the drug to the patient.

When treating or ameliorating a disorder or disease for which compounds of the present invention are indicated, generally satisfactory results are obtained when the compounds of the present invention are administered at a daily dosage of from about 0.1 mg to about 100 mg per kg of animal body weight, preferably given as a single daily dose or in divided doses two to six times a day, or in sustained release form. The total daily dosage is from about 1.0 mg to about 2000 mg, preferably from about 0.1 mg to about 20 mg per kg of body weight. In the case of a 70 kg adult human, the total daily dose will generally be from about 7 mg to about 1,400 mg. This dosage regimen may be adjusted to provide the optimal therapeutic response. The compounds may be administered on a regimen of 1 to 4 times per day, preferably once or twice per day.

The amount of active ingredient that may be combined with the carrier materials to produce a single dosage form will vary depending upon the host treated and the particular mode of administration. For example, a formulation intended for the oral administration to humans may conveniently contain from about 0.005 mg to about 2.5 g of active agent, compounded with an appropriate and convenient amount of carrier material. Unit dosage forms will generally contain between from about 0.005 mg to about 1000 mg of the active ingredient, typically 0.005, 0.01 mg, 0.05 mg, 0.25 mg, 1 mg, 5 mg, 25 mg, 50 mg, 100 mg, 200 mg, 300 mg, 400 mg, 500 mg, 600 mg, 800 mg or 1000 mg, administered once, twice or three times a day.

It will be understood, however, that the specific dose level and frequency of dosage for any particular patient may be varied and will depend upon a variety of factors including the activity of the specific compound employed, the metabolic stability and length of action of that compound, the age, body weight, general health, sex, diet, mode and time of administration, rate of excretion, drug combination, the severity of the particular condition, and the host undergoing therapy.

The utility of the compounds as M1 receptor positive allosteric modulators may be demonstrated by methodology known in the art, including by the assay described below. The assay is designed to select compounds that possess modulator activity at the acetylcholine muscarinic M1 receptor or other muscarinic receptors expressed in CHOnfat cells by measuring the intracellular calcium with a FLIPR<sup>384</sup> Fluorometric Imaging Plate Reader System. The assay studies the effect of one or several concentrations of test compounds on basal or acetylcholine-stimulated  $\text{Ca}^{2+}$  levels using FLIPR.

Compounds are prepared and subjected to a preincubation period of 4 min. Thereafter, a single  $\text{EC}_{20}$  concentration of acetylcholine is added to each well (3nM final). The intracellular  $\text{Ca}^{2+}$  level of each sample is measured and compared to an acetylcholine control to determine any modulatory activity.

Cells: CHOnfat/hM1, hM2, hM3 or hM4 cells are plated 24 hr before the assay at a density of 18,000 cells/ well (100  $\mu$ L) in a 384 well plate. CHOnfat/hM1 and CHOnfat/hM3 Growth Medium: 90% DMEM (Hi Glucose); 10% HI FBS; 2mM L-glutamine; 0.1mM NEAA; Pen-Strep; and 1mg/ ml Geneticin, are added. For M2Gqi5CHOnfat and M4Gqi5CHOnfat cells, an additional 600ug/ml hygromycin is added.

Equipment: 384 well plate, 120  $\mu$ L addition plate; 96-well Whatman 2ml Uniplate Incubator, 37 °C, 5% CO<sub>2</sub>; Skatron EMBLA-384 Plate Washer; Multimek Pipetting System; Genesis Freedom 200 System; Mosquito System; Temo Nanolitre Pipetting System; and FLIPR<sup>384</sup> Fluorometric Imaging Plate Reader System are used.

Buffers. Assay Buffer: Hanks Balanced Salt Solution, with 20mM Hepes, 2.5mM Probenecid (Sigma P-8761) first dissolved in 1N NaOH, 1% Bovine Serum Albumin (Sigma A-9647). Dye Loading Buffer: Assay Buffer plus 1% Fetal Bovine Serum and Fluo-4AM/Pluronic Acid Mixture. 2mM Fluo-4AM ester stock in DMSO (Molecular Probes F-14202) Concentration of 2uM in buffer for a final concentration of 1 $\mu$ M in Assay. 20% Pluronic Acid Solution stock, with concentration of 0.04% in Buffer, 0.02% in Assay.

65  $\mu$ L of 2 mM Fluo-4AM are mixed with 130  $\mu$ L of 20% Pluronic Acid. The resulting solution and 650  $\mu$ L FBS is added to the assay buffer for a total volume of 65 mL. Positive Controls: 4-Br-A23187: 10 mM in DMSO; final concentration 10  $\mu$ M. Acetylcholine: 10mM in water, working stock at both 20uM and 30uM in assay buffer, final concentration of 10  $\mu$ M. This is used to check the maximum stimulation of the CHOK1/hM1 cells. 20uM (2x) acetylcholine is added in the preincubation part of the assay, and the 30uM (3x) stock is added in the second part. (EC<sub>20</sub>)Acetylcholine: 10mM in water, working stock of 9nM (3x), and final concentration in assay is 3nM. This is used after the preincubation with test compounds. Addition of the EC<sub>20</sub> Acetylcholine to each well with a test compound will ascertain any modulator activity. 24 wells contain 3nM Acetylcholine alone as a control.

Determining Activity of Putative Compounds:  
Screening Plate: Compounds are titrated in 96-well plates (columns 2-11), 100% DMSO, started at a concentration of 15mM (150x stock concentration), and 3-fold serial dilutions using Genesis Freedom200 System. Four 96-well plates are combined into a 384-well plate using Mosquito Nanolitre Pipetting System by transferring 1ul of serial diluted compounds to each well, and 1mM acetylcholine (100x stock concentration) were added as a control. Using Temo, 49  $\mu$ L assay buffer is added to each well of the 384- well plate right before assay.

In a 96-well Whatman 2ml Uniplate, 9nM Acetylcholine (3x) is pipetted into wells corresponding to the screening compounds, and into control wells. The 30uM acetylcholine control (3x) is added into control wells, and the 3x agonist plate is transferred into a 384 well plate.

Cells are washed three times with 100  $\mu$ L of buffer, leaving 30 $\mu$ L of buffer in each well. Using Multimek, 30  $\mu$ L of Dye Loading Buffer is added into each well and incubated at 37°C, 5% CO<sub>2</sub> for up to one hr.



After 60 min, the cells are washed three times with 100  $\mu$ L of buffer, leaving 30  $\mu$ L of buffer in each well. The cell plate, screening plate, and agonist addition plates are placed on the platform in the FLIPR and the door closed. A signal test to check background fluorescence and basal fluorescence signal is performed. Laser intensity is adjusted if necessary.

- 5           4 min of preincubation with the test compounds is provided to determine any agonist activity on the M1 receptor by comparison to the 1 mM acetylcholine control. After preincubation, the EC<sub>20</sub> value of acetylcholine (3nM final) is added to determine any modulator activity.

A further description of the muscarinic FLIPR assay can be found in International patent application WO2004/073639.

- 10           In particular, the compounds of the following examples had activity in the aforementioned assay, generally with an EC<sub>50</sub> value of 10 $\mu$ M or less. Such a result is indicative of the intrinsic activity of the compounds in use as M1 allosteric modulators.

EC<sub>50</sub> values from the aforementioned assay for representative exemplary compounds of the invention (as described herein) are provided below in Table 1 below:

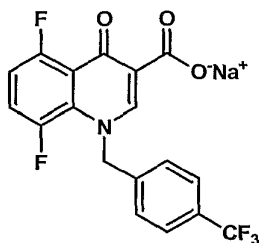
15

Example	EC <sub>50</sub> Value (nM)
2	4200
4	614
5	1146
44	793
52	975
71	389

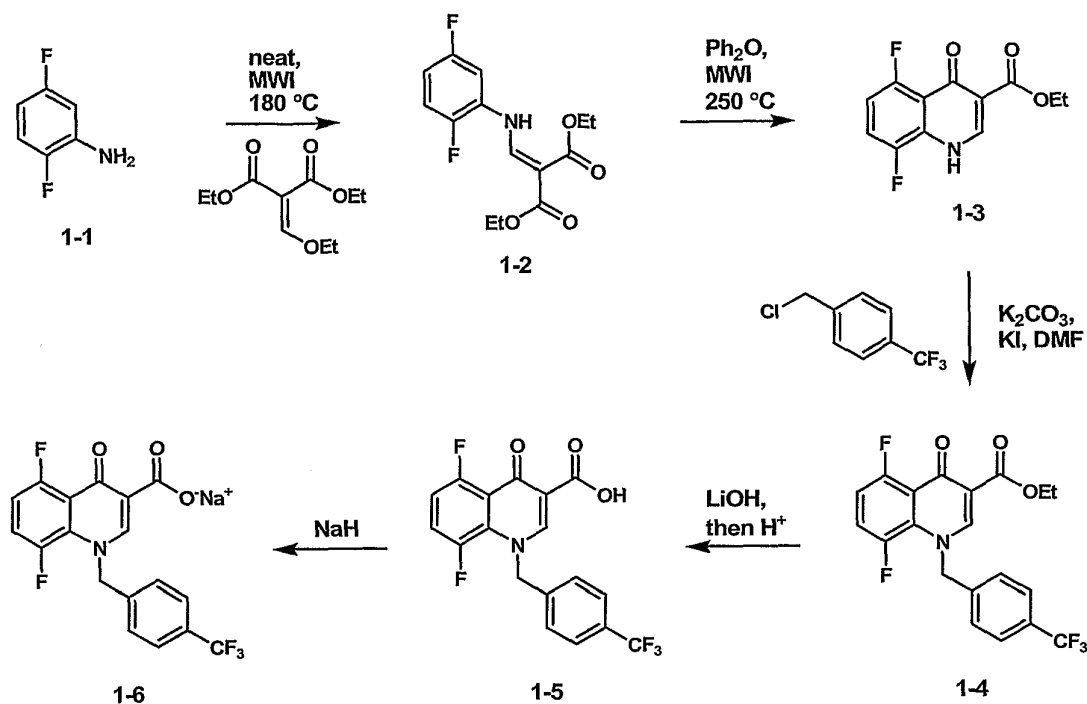
Several methods for preparing the compounds of this invention are illustrated in the schemes and examples herein. Starting materials are made according to procedures known in the art or as illustrated herein. The following examples are provided so that the invention might be more fully understood.

- 20           These examples are illustrative only and should not be construed as limiting the invention in any way.

#### EXAMPLE 1



sodium 1-(4-(trifluoromethyl)benzyl)-5,8-difluoro-4-oxo-1,4-dihydroquinoline-3-carboxylate



#### 1-2: diethyl 2-((2,5-difluorophenylamino)methylene)malonate

Aniline **1-1** (1.07 g, 0.835 mL, 8.3 mmol) and diethyl ethoxymethylenemalonate (2.7 g, 2.5 mL, 12.5 mmol) were combined in a 5 mL vial. The mixture was irradiated in a Biotage Initiator microwave at 180 °C for 20 min. After cooling to ambient temperature, the adduct **1-2** precipitated from the mixture. The solid was collected by filtration and washed with hexanes, yielding 1.83 g (73%) of **1-2** as a crystalline white solid. Enamine **1-2** is slightly soluble in hexanes, so a minimum volume of solvent (~10 mL) was used for washing. The material was used in the next step without further purification. <sup>1</sup>H NMR (CDCl<sub>3</sub>, 300 MHz): 11.07 (br d, *J* = 12.3 Hz, 1H), 8.39 (d, *J* = 13.5 Hz, 1H), 7.11 (m, 1H), 7.02 (m, 1H), 6.78 (m, 1H), 4.33 (q, 2H), 4.27 (q, 2H), 1.38 (t, 3H), 1.32 (t, 3H); MS (Electrospray): *m/z* 300.2 (MH<sup>+</sup>).

#### 1-3: ethyl 5,8-difluoro-4-oxo-1,4-dihydroquinoline-3-carboxylate

Enamine **1-2** (0.46 g, 1.54 mmol) was placed in a 5 mL vial and dissolved in 2.5 mL of diphenyl ether. The mixture was irradiated in a Biotage Initiator microwave at 250 °C for 6 h. After cooling to ambient temperature, the cyclization product **1-3** precipitated from the mixture. The solid was collected by filtration and washed with hexanes, yielding 115 mg (30%) of **1-3** as a crystalline white solid. Quinolone **1-3** is insoluble in hexanes, so a large volume of solvent (~100 mL) was used for washing. Highly pure recovered enamine **1-2** could be resubjected to heating to produce more **1-3**. <sup>1</sup>H NMR (CDCl<sub>3</sub>, 300 MHz): 9.14 (s, 1H), 7.44 (m, 1H), 7.15 (m, 1H), 4.53 (q, 2H), 1.49 (t, 3H); MS (Electrospray): *m/z* 254.1 (MH<sup>+</sup>).

**1-4: ethyl 1-(4-(trifluoromethyl)benzyl)-5,8-difluoro-4-oxo-1,4-dihydroquinoline-3-carboxylate**

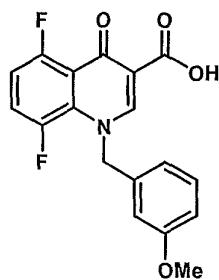
Quinolone **1-3** (3.0 g, 11.7 mmol) was dissolved in 125 mL anhydrous DMF and treated with potassium carbonate (3.0 g, 21.7 mmol), potassium iodide (~20 mg), and 4-(trifluoromethyl)benzyl chloride (3.46 g, 2.63 mL, 17.8 mmol). After 60 h at ambient temperature, the solvent was removed *in vacuo*, yielding **1-4** as a white solid which was used in the next step without purification. <sup>1</sup>H NMR (CDCl<sub>3</sub>, 300 MHz): 8.41 (s, 1H), 7.62 (d, *J* = 7.8 Hz, 2H), 7.24 (d, *J* = 7.8 Hz, 2H), 7.24 (m, 1H), 6.99 (m, 1H), 5.55 (d, *J* = 3.0 Hz, 2H), 4.40 (q, 2H), 1.41 (t, 3H); MS (Electrospray): *m/z* 412.2 (MH<sup>+</sup>).

**1-5: 1-(4-(trifluoromethyl)benzyl)-5,8-difluoro-4-oxo-1,4-dihydroquinoline-3-carboxylic acid**

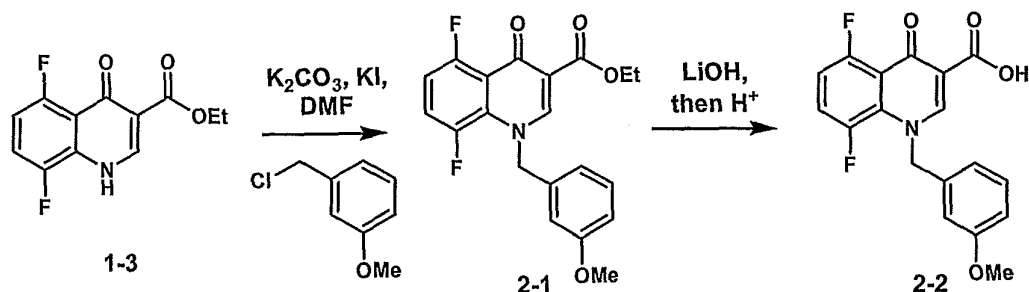
Ethyl ester **1-4** (4.8 g, 11.7 mmol) was dissolved in 100 mL of a 1:1 dioxane/water mixture and treated with excess LiOH (1.0 g, 42 mmol). After 90 min, the reaction was poured into a separatory funnel and acidified with 20 mL of 6 N aq. HCl. The mixture was extracted with EtOAc (3 x 100 mL). The combined organic layers were dried over MgSO<sub>4</sub> and concentrated. The crude yellow solid was purified by reverse phase HPLC, giving 2.80 g (62% over 2 steps) of carboxylic acid **1-5** as a white solid. <sup>1</sup>H NMR (CDCl<sub>3</sub>, 300 MHz): 14.32 (br s, 1H), 8.79 (s, 1H), 7.61 (d, *J* = 4.5 Hz, 2H), 7.42 (m, 1H), 7.24 (d, *J* = 4.5 Hz, 2H), 7.16 (m, 1H), 5.69 (d, *J* = 3.0 Hz, 2H); MS (Electrospray): *m/z* 384.1 (MH<sup>+</sup>).

**1-6: sodium 1-(4-(trifluoromethyl)benzyl)-5,8-difluoro-4-oxo-1,4-dihydroquinoline-3-carboxylate**

95% Sodium hydride (31.2 mg, 1.24 mmol) was suspended in 4 mL dry THF and added *via* syringe to a suspension of carboxylic acid **1-5** (500 mg, 1.3 mmol) in 6 mL dry CH<sub>2</sub>Cl<sub>2</sub>. After stirring for 30 min, solvent was removed *in vacuo* yielding the sodium salt **1-6**. <sup>1</sup>H NMR (CD<sub>3</sub>OD, 300 MHz): 8.40 (s, 1H), 7.63 (d, *J* = 8.1 Hz, 2H), 7.37 (d, *J* = 8.1 Hz, 2H), 7.36 (m, 1H), 7.00 (m, 1H), 5.68 (d, *J* = 3.3 Hz, 2H); MS (Electrospray): *m/z* 384.1 (MH<sup>+</sup>).

**EXAMPLE 2**

5,8-difluoro-1-(3-methoxybenzyl)-4-oxo-1,4-dihydroquinoline-3-carboxylic acid



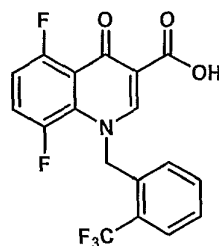
**2-1: ethyl 5,8-difluoro-1-(3-methoxybenzyl)-4-oxo-1,4-dihydroquinoline-3-carboxylate**

Quinolone **1-3** (136 mg, 0.54 mmol) was dissolved in 3 mL anhydrous DMF and treated with potassium carbonate (145 mg, 1.05 mmol), potassium iodide (12.7 mg), and 3-methoxybenzyl chloride (169 mg, 0.84 mmol). After 16 h at ambient temperature, the solvent was removed *in vacuo*, yielding crude product as a light yellow solid. The crude material was purified by silica gel flash column chromatography using a 0-10% gradient of methanol/dichloromethane as eluent to give 55 mg (27%) of **2-1** as a white solid. <sup>1</sup>H NMR (CD<sub>3</sub>OD, 300 MHz): 8.72 (s, 1H), 7.46 (ddd, *J* = 4.4, 9.1, 14.0 Hz, 1H), 7.25 (dd, *J* = 7.8, 8.2 Hz, 1H), 7.12 (ddd, *J* = 3.4, 9.1, 11.0 Hz, 1H), 6.86 (dd, 2.4, 8.2 Hz, 1H), 6.72 (s, 1H), 6.68 (d, *J* = 7.8 Hz, 1H), 5.65 (d, *J* = 3.5 Hz, 2H), 4.32 (q, 2 H), 3.74 (s, 3 H), 1.35 (t, 3 H); MS (Electrospray): *m/z* 374.5 (MH<sup>+</sup>).

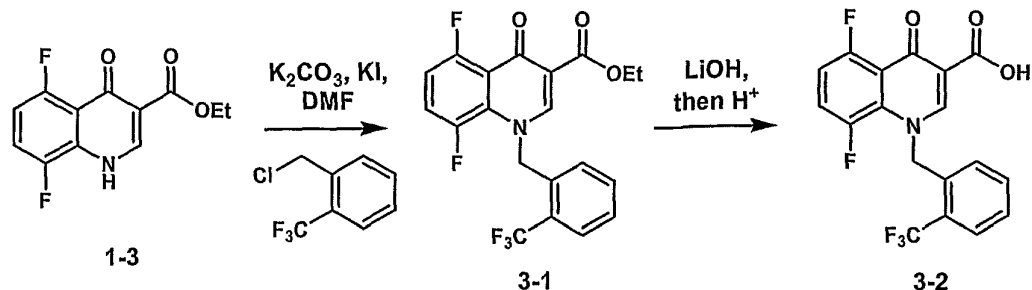
**2-2: 5,8-difluoro-1-(3-methoxybenzyl)-4-oxo-1,4-dihydroquinoline-3-carboxylic acid**

Ethyl ester **2-1** (55 mg, 0.15 mmol) was dissolved in 1 mL of dioxane and treated with excess sat. aq. LiOH (0.5 mL). After 90 min, the reaction was poured into a separatory funnel and acidified with 3 mL of 1 N aq. HCl. The mixture was extracted with EtOAc (3 x 1 mL). The combined organic layers were dried over MgSO<sub>4</sub> and concentrated to give carboxylic acid **2-2** as a white solid. <sup>1</sup>H NMR (CD<sub>3</sub>OD, 300 MHz): 8.98 (s, 1H), 7.60 (ddd, *J* = 4.5, 9.0, 13.8 Hz, 1H), 7.30-7.23 (m, 2H), 6.87 (m, 1H), 6.75 (s, 1H), 6.68 (d, *J* = 7.5 Hz, 1H), 5.77 (d, *J* = 3.3 Hz, 2H), 3.75 (s, 3H); MS (Electrospray): *m/z* 346.2 (MH<sup>+</sup>).

EXAMPLE 3



5,8-difluoro-4-oxo-1-[2-(trifluoromethyl)benzyl]-1,4-dihydroquinoline-3-carboxylic acid



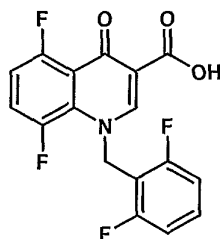
**3-1: ethyl 5,8-difluoro-4-oxo-1-[2-(trifluoromethyl)benzyl]-1,4-dihydroquinoline-3-carboxylate**

Quinolone **1-3** (190 mg, 0.75 mmol) was dissolved in 3 mL anhydrous DMF and treated with potassium carbonate (196 mg, 1.42 mmol), potassium iodide (11 mg, 0.07 mmol), and 2-(trifluoromethyl)benzyl chloride (270 mg, 1.13 mmol). After 16 h at ambient temperature, the solvent was removed *in vacuo*, yielding crude product as a light yellow solid. The crude material was purified by silica gel flash column chromatography using a 0-10% gradient of methanol/dichloromethane as eluent to give 145 mg (47%) of **3-1** as a light yellow solid. <sup>1</sup>H NMR (CD<sub>3</sub>OD, 300 MHz): 8.71 (s, 1H), 7.82 (d, *J* = 7.5 Hz, 1H), 7.56-7.37 (m, 3H), 7.13 (ddd, *J* = 3.3, 9.0, 12.4 Hz, 1H), 6.93 (d, *J* = 7.2 Hz, 1H), 5.91 (d, *J* = 3.6 Hz, 2H), 4.31 (q, 2H), 1.34 (t, 3H); MS (Electrospray): *m/z* 412.1 (MH<sup>+</sup>).

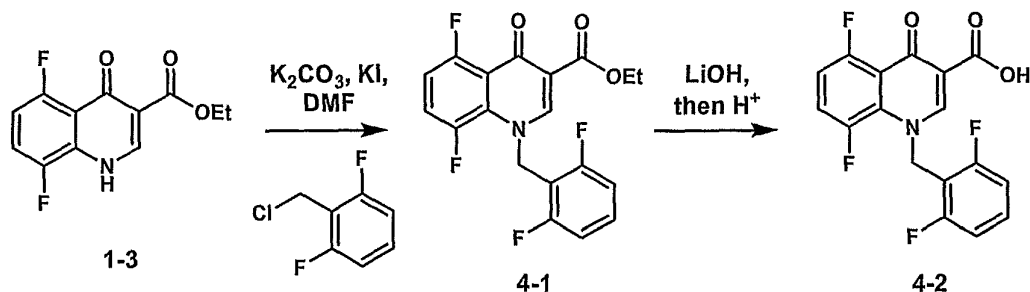
**3-2: 5,8-difluoro-4-oxo-1-[2-(trifluoromethyl)benzyl]-1,4-dihydroquinoline-3-carboxylic acid**

Ethyl ester **3-1** (145 mg, 0.35 mmol) was dissolved in 5 mL of dioxane and treated with excess sat. aq. LiOH (0.5 mL, sat.). After 90 min, the reaction was poured into a separatory funnel and acidified with 3 mL of 1 N aq. HCl. The mixture was extracted with EtOAc (3 x 2 mL). The combined organic layers were dried over MgSO<sub>4</sub> and concentrated to yield carboxylic acid **3-2** as a white solid. <sup>1</sup>H NMR (CD<sub>3</sub>OD, 300 MHz): 8.98 (s, 1H), 7.82 (m, 1H), 7.61-7.46 (m, 3H), 7.28 (ddd, *J* = 3.0, 9.0, 12.0 Hz, 1H), 6.91 (m, 1H), 6.03 (d, *J* = 3.9 Hz, 2 H); MS (Electrospray): *m/z* 384.1 (MH<sup>+</sup>).

EXAMPLE 4



1-(2,6-difluorobenzyl)-5,8-difluoro-4-oxo-1,4-dihydroquinoline-3-carboxylic acid



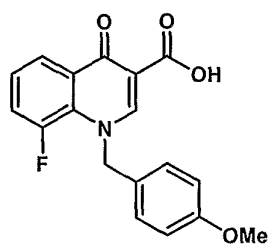
**4-1: ethyl 1-(2,6-difluorobenzyl)-5,8-difluoro-4-oxo-1,4-dihydroquinoline-3-carboxylate**

Quinolone **1-3** (5.19 g, 20.5 mmol) was dissolved in 50 mL anhydrous DMF and treated with potassium carbonate (8.2 g, 59.3 mmol), potassium iodide (11 mg, 0.07 mmol), and 2,6-difluorobenzyl chloride (5.0 g, 30.8 mmol). After 16 h at ambient temperature, the reaction was filtered through Celite, and the filtrate was concentrated to dryness. Ethyl ester **4-1** (10.27 g of crude material) was carried forward to the next reaction. <sup>1</sup>H NMR (CDCl<sub>3</sub>, 300 MHz): 8.40 (s, 1H), 7.30 (m, 2H), 6.96 (m, 3H), 5.62 (s, 2H), 4.35 (q, 2H), 1.37 (t, 3H); MS (Electrospray): *m/z* 380.1 (MH<sup>+</sup>).

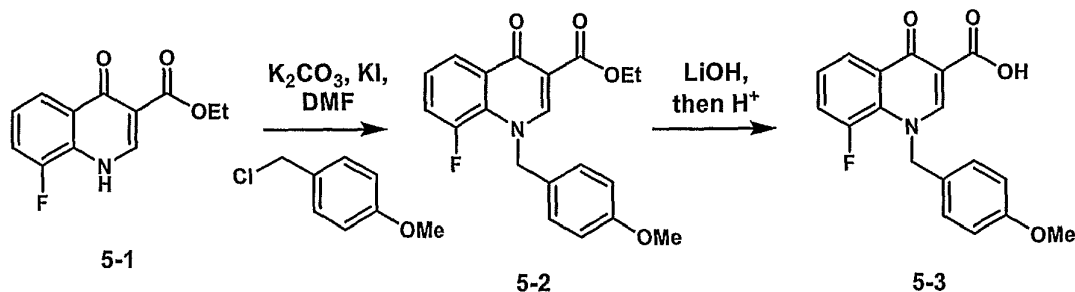
**4-2: 1-(2,6-difluorobenzyl)-5,8-difluoro-4-oxo-1,4-dihydroquinoline-3-carboxylic acid**

Ethyl ester **4-1** ( $\leq 20.5$  mmol) was dissolved in 100 mL of 1:1 dioxane/water and treated with LiOH (1.4 g, 58 mmol). After 1 h, the reaction was concentrated to dryness, yielding 5.37 g of a brown solid. The crude material was purified by mass-guided HPLC using a water/acetonitrile gradient with a TFA modifier, yielding **4-2** as a light yellow solid. <sup>1</sup>H NMR (DMSO-d<sub>6</sub>, 600 MHz): 14.60 (s, 1H), 9.24 (s, 1H), 7.81 (ddd, *J* = 4.2, 9.0, 13.8 Hz, 1H), 7.45 (tt, *J* = 6.6, 7.8 Hz, 1H), 7.41 (ddd, *J* = 3.0, 9.0, 12.0 Hz, 1H), 7.13 (m, 2H), 6.03 (s, 2H); MS (Electrospray): *m/z* 352.0 (MH<sup>+</sup>).

EXAMPLE 5



**8-fluoro-1-(4-methoxybenzyl)-4-oxo-1,4-dihydroquinoline-3-carboxylic acid**



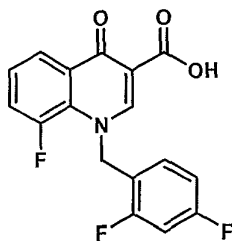
**5-2: ethyl 8-fluoro-1-(4-methoxybenzyl)-4-oxo-1,4-dihydroquinoline-3-carboxylate**

Commercially available quinolone **5-1** (200 mg, 0.85 mmol) (Acros Organics) was dissolved in 2 mL anhydrous DMF and treated with potassium carbonate (353 mg, 2.55 mmol), potassium iodide (~10 mg), and 4-methoxybenzyl chloride (136 mg, 0.867 mmol). After 18 h at ambient temperature, sat. aq. ammonium chloride was added (~5 mL), followed by excess water. The precipitate was filtered and washed with water. The solid **5-2** was used in the next step without purification. <sup>1</sup>H NMR (CDCl<sub>3</sub>, 300 MHz): 8.52 (s, 1H), 8.35 (m, 1H), 7.32 (m, 2H), 7.10 (d, *J* = 8.4 Hz, 2H), 6.88 (d, *J* = 8.4 Hz, 2H), 5.48 (s, 2H), 4.40 (q, 2H), 3.75 (s, 3H), 1.41 (t, 3H); MS (Electrospray): *m/z* 356.0 (MH<sup>+</sup>).

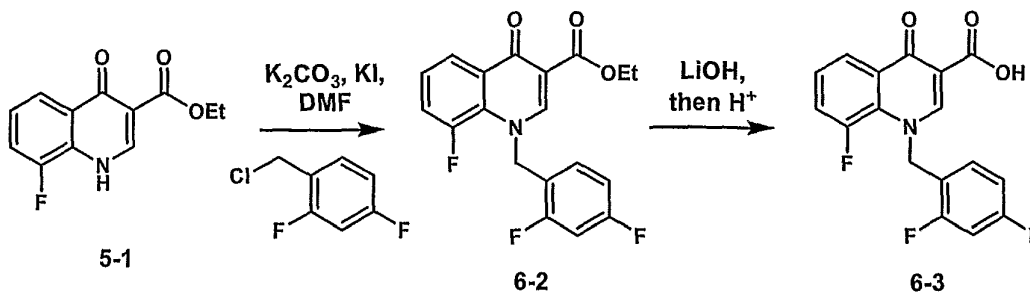
**5-3: 8-fluoro-1-(4-methoxybenzyl)-4-oxo-1,4-dihydroquinoline-3-carboxylic acid**

Ethyl ester **5-2** (148 mg, 0.42 mmol) was dissolved in 3 mL of dioxane and treated with excess sat. aq. LiOH (0.42 mL, 2.2 mmol). The mixture was stirred at 50 °C for 30 min. The reaction was poured into a separatory funnel and acidified with 1 mL of 6 N aq. HCl. The mixture was extracted with CH<sub>2</sub>Cl<sub>2</sub> (3 x 10 mL). The combined organic layers were dried over MgSO<sub>4</sub> and concentrated, yielding carboxylic acid **5-3** as a white solid. <sup>1</sup>H NMR (CDCl<sub>3</sub>, 300 MHz): 14.60 (br s, 1H), 8.83 (s, 1H), 8.37 (m, 1H), 7.55-7.45 (m, 2H), 7.11 (d, 8.4 Hz, 2H), 6.87 (d, *J* = 8.4 Hz, 2H), 5.61 (s, 2H), 3.78 (s, 3H); MS (Electrospray): *m/z* 328.0 (MH<sup>+</sup>).

**EXAMPLE 6**



1-(2,4-difluorobenzyl)-8-fluoro-4-oxo-1,4-dihydroquinoline-3-carboxylic acid



**6-2: ethyl 1-(2,4-difluorobenzyl)-8-fluoro-4-oxo-1,4-dihydroquinoline-3-carboxylate**

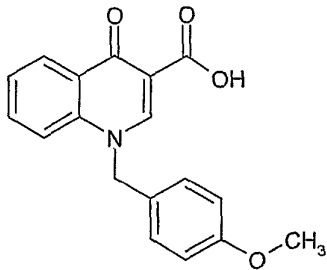
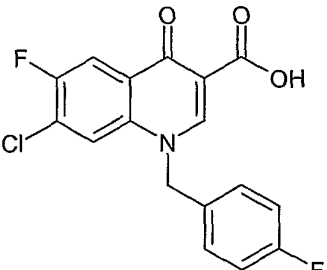
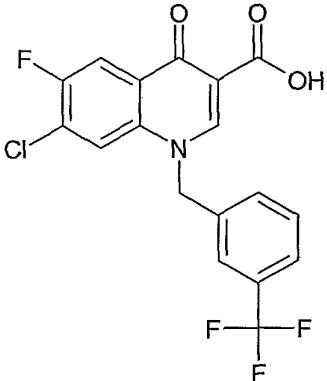
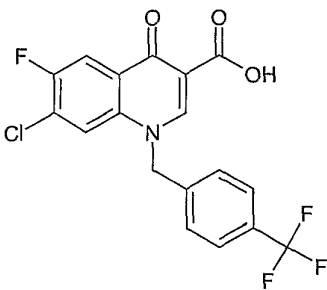
Commercially available quinolone **5-1** (200 mg, 0.85 mmol) (Acros Organics) was dissolved in 2 mL anhydrous DMF and treated with potassium carbonate (353 mg, 2.55 mmol), potassium iodide (~10 mg), and 2,4-difluorobenzyl chloride (141 mg, 0.87 mmol). After 18 h at ambient temperature, sat. aq. ammonium chloride was added (~5 mL), followed by excess water. The precipitate was filtered and washed with water. The solid **6-2** was used in the next step without purification. <sup>1</sup>H NMR (CD<sub>3</sub>OD, 300 MHz): 8.71 (s, 1H), 8.13 (d, *J* = 8.1 Hz, 1H), 7.60-7.40 (m, 2H), 7.07-6.90 (m, 3H), 5.77 (s, 2H), 4.30 (q, 2H), 1.39 (t, 3H); MS (Electrospray): *m/z* 362.0 (MH<sup>+</sup>).

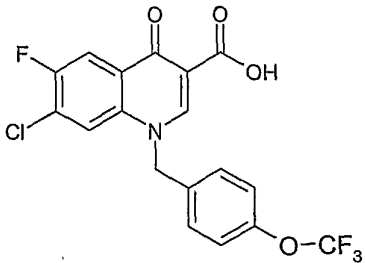
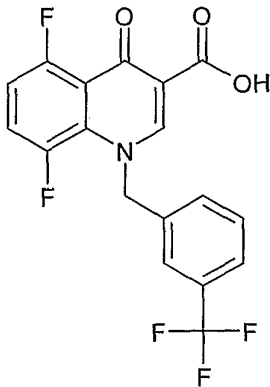
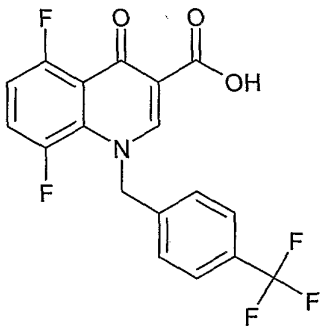
**6-3: 1-(2,4-difluorobenzyl)-8-fluoro-4-oxo-1,4-dihydroquinoline-3-carboxylic acid**

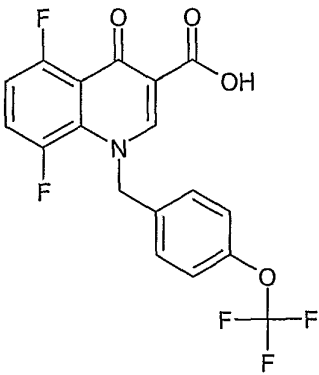
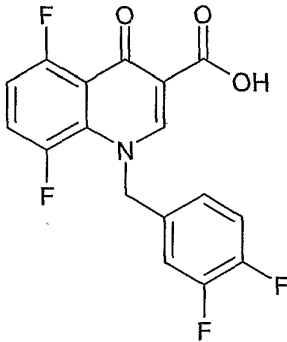
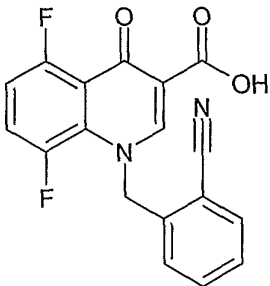
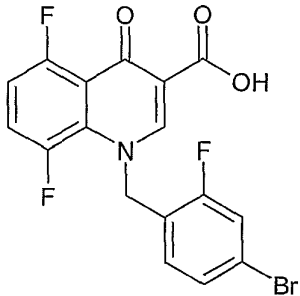
Ethyl ester **6-2** (168 mg, 0.47 mmol) was dissolved in 3 mL of dioxane and treated with excess sat. aq. LiOH (0.47 mL, 2.5 mmol). The mixture was stirred at 50 °C for 30 min. The reaction was poured into a separatory funnel and acidified with 1 mL of 6 N aq. HCl. The mixture was extracted with CH<sub>2</sub>Cl<sub>2</sub> (3 x 10 mL). The combined organic layers were dried over MgSO<sub>4</sub> and concentrated, giving carboxylic acid **6-3** as a yellow solid. <sup>1</sup>H NMR (DMSO-*d*<sub>6</sub>, 300 MHz): 14.80 (br s, 1H), 8.73 (s, 1H), 7.97 (d, *J* = 8.4 Hz, 1H), 7.40-7.20 (m, 2H), 7.08-6.85 (m, 3H), 5.87 (s, 2H); MS (Electrospray): *m/z* 334.0 (MH<sup>+</sup>).

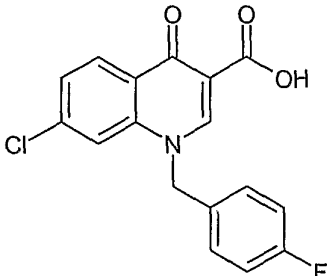
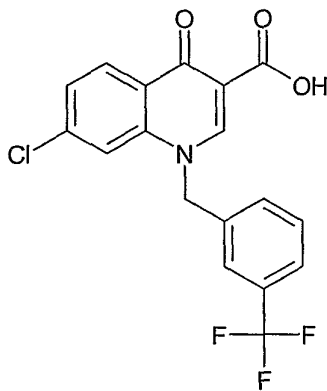
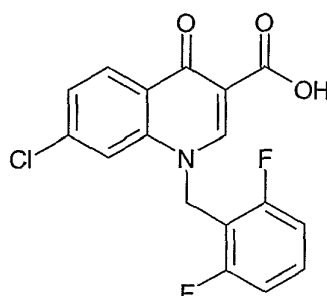
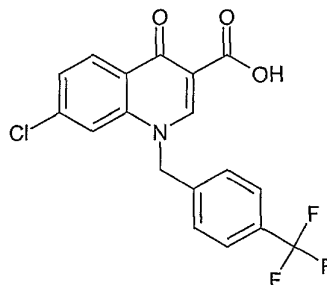
The following compounds in Table 2 were prepared by the same procedures outlined in the Examples above, substituting the appropriate aniline or alkylating agent as necessary. The requisite starting materials were commercially available, described in the literature or readily synthesized by one skilled in the art of organic synthesis.

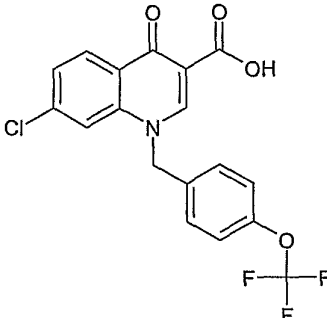
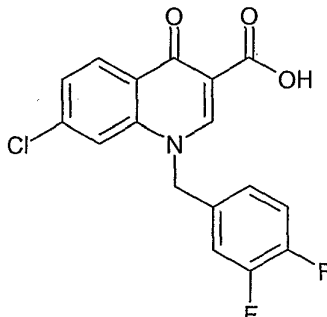
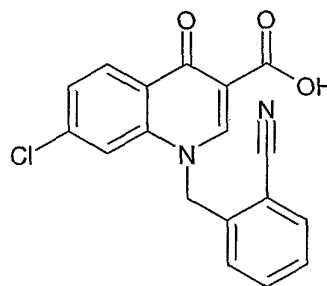
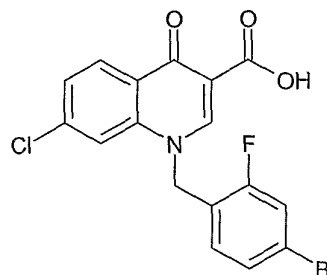


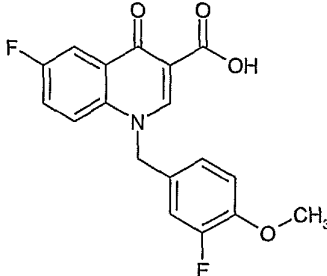
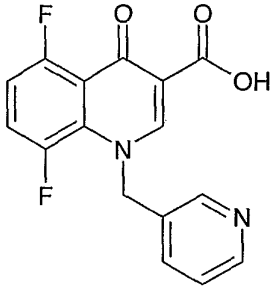
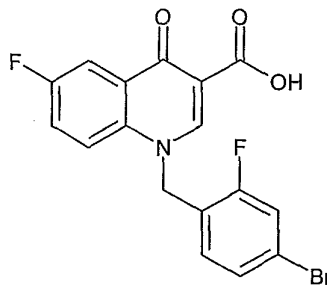
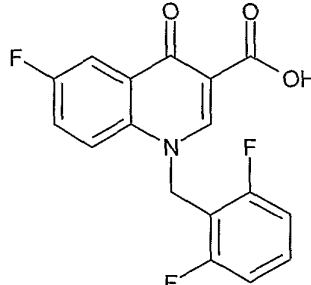
EXAMPLE	STRUCTURE	PARENT ION (MH <sup>+</sup> ) <i>m/z</i>	IUPAC NAME
7		310.0	1-(4-methoxybenzyl)-4-oxo-1,4-dihydroquinoline-3-carboxylic acid
8		350.1	7-chloro-6-fluoro-1-(4-fluorobenzyl)-4-oxo-1,4-dihydroquinoline-3-carboxylic acid
9		400.1	7-chloro-6-fluoro-4-oxo-1-[3-(trifluoromethyl)benzyl]-1,4-dihydroquinoline-3-carboxylic acid
10		400.1	7-chloro-6-fluoro-4-oxo-1-[4-(trifluoromethyl)benzyl]-1,4-dihydroquinoline-3-carboxylic acid

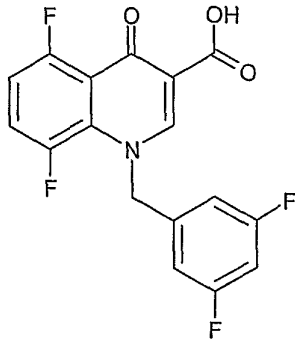
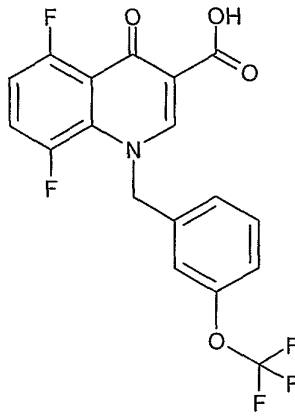
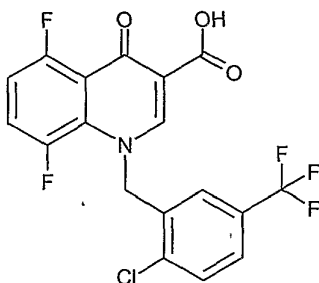
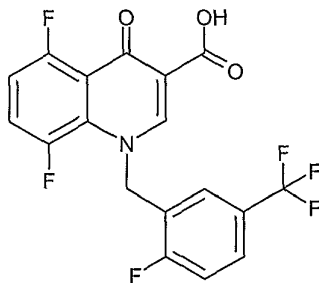
EXAMPLE	STRUCTURE	PARENT ION (MH <sup>+</sup> ) <i>m/z</i>	IUPAC NAME
11		415.1	7-chloro-6-fluoro-4-oxo-1-[4-(trifluoromethoxy)benzyl]-1,4-dihydroquinoline-3-carboxylic acid
12		384.1	5,8-difluoro-4-oxo-1-[3-(trifluoromethyl)benzyl]-1,4-dihydroquinoline-3-carboxylic acid
13		384.1	5,8-difluoro-4-oxo-1-[4-(trifluoromethyl)benzyl]-1,4-dihydroquinoline-3-carboxylic acid

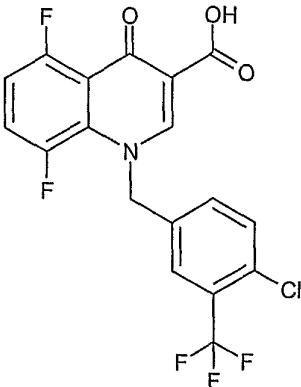
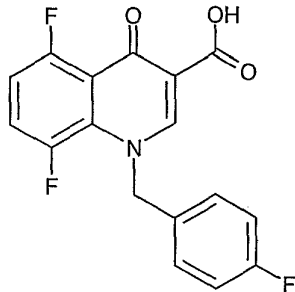
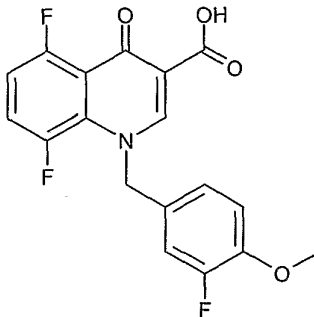
EXAMPLE	STRUCTURE	PARENT ION (MH <sup>+</sup> ) <i>m/z</i>	IUPAC NAME
14		400.1	5,8-difluoro-4-oxo-1-[4-(trifluoromethoxy)benzyl]-1,4-dihydroquinoline-3-carboxylic acid
15		352.1	1-(3,4-difluorobenzyl)-5,8-difluoro-4-oxo-1,4-dihydroquinoline-3-carboxylic acid
16		341.1	1-(2-cyanobenzyl)-5,8-difluoro-4-oxo-1,4-dihydroquinoline-3-carboxylic acid
17		411.9	1-(4-bromo-2-fluorobenzyl)-5,8-difluoro-4-oxo-1,4-dihydroquinoline-3-carboxylic acid

EXAMPLE	STRUCTURE	PARENT ION (MH <sup>+</sup> ) <i>m/z</i>	IUPAC NAME
18		332.1	7-chloro-1-(4-fluorobenzyl)-4-oxo-1,4-dihydroquinoline-3-carboxylic acid
19		382.1	7-chloro-4-oxo-1-[3-(trifluoromethyl)benzyl]-1,4-dihydroquinoline-3-carboxylic acid
20		350.1	7-chloro-1-(2,6-difluorobenzyl)-4-oxo-1,4-dihydroquinoline-3-carboxylic acid
21		382.1	7-chloro-4-oxo-1-[4-(trifluoromethyl)benzyl]-1,4-dihydroquinoline-3-carboxylic acid

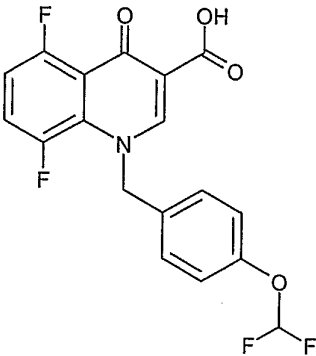
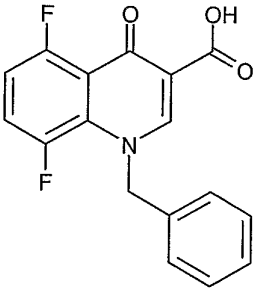
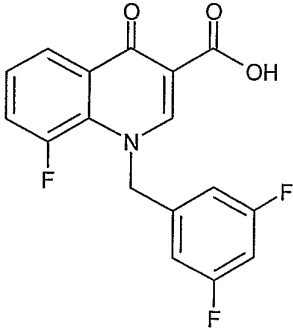
EXAMPLE	STRUCTURE	PARENT ION (MH <sup>+</sup> ) <i>m/z</i>	IUPAC NAME
22		398.1	7-chloro-4-oxo-1-[4-(trifluoromethoxy)benzyl]-1,4-dihydroquinoline-3-carboxylic acid
23		350.1	7-chloro-1-(3,4-difluorobenzyl)-4-oxo-1,4-dihydroquinoline-3-carboxylic acid
24		339.1	7-chloro-1-(2-cyanobenzyl)-4-oxo-1,4-dihydroquinoline-3-carboxylic acid
25		410.0	1-(4-bromo-2-fluorobenzyl)-7-chloro-4-oxo-1,4-dihydroquinoline-3-carboxylic acid

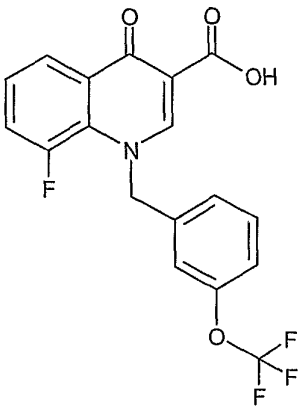
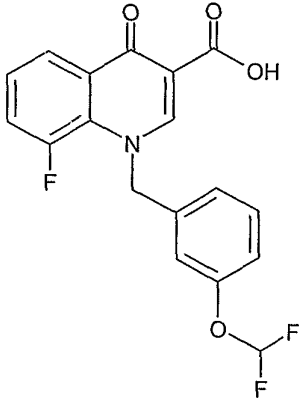
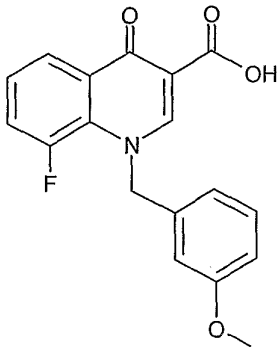
EXAMPLE	STRUCTURE	PARENT ION (MH <sup>+</sup> ) <i>m/z</i>	IUPAC NAME
26		346.1	6-fluoro-1-(3-fluoro-4-methoxybenzyl)-4-oxo-1,4-dihydroquinoline-3-carboxylic acid
27		317.1	5,8-difluoro-4-oxo-1-(pyridin-3-ylmethyl)-1,4-dihydroquinoline-3-carboxylic acid
28		394.0	1-(4-bromo-2-fluorobenzyl)-6-fluoro-4-oxo-1,4-dihydroquinoline-3-carboxylic acid
29		334.0	1-(2,6-difluorobenzyl)-6-fluoro-4-oxo-1,4-dihydroquinoline-3-carboxylic acid

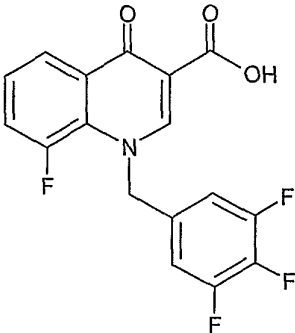
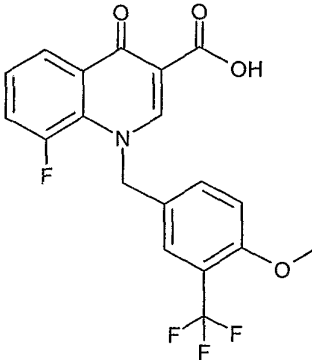
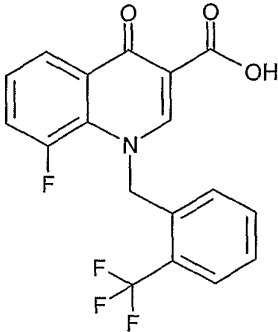
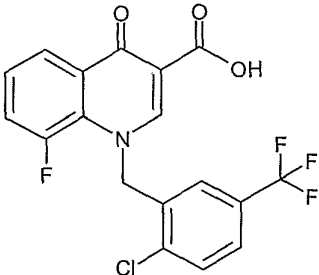
EXAMPLE	STRUCTURE	PARENT ION (MH <sup>+</sup> ) <i>m/z</i>	IUPAC NAME
30		352.1	1-(3,5-difluorobenzyl)-5,8-difluoro-4-oxo-1,4-dihydroquinoline-3-carboxylic acid
31		400.0	5,8-difluoro-4-oxo-1-[3-(trifluoromethoxy)benzyl]-1,4-dihydroquinoline-3-carboxylic acid
32		418.0	1-[2-chloro-5-(trifluoromethyl)benzyl]-5,8-difluoro-4-oxo-1,4-dihydroquinoline-3-carboxylic acid
33		402.1	5,8-difluoro-1-[2-fluoro-5-(trifluoromethyl)benzyl]-4-oxo-1,4-dihydroquinoline-3-carboxylic acid

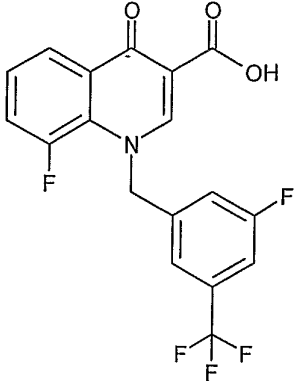
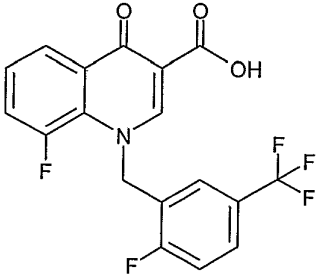
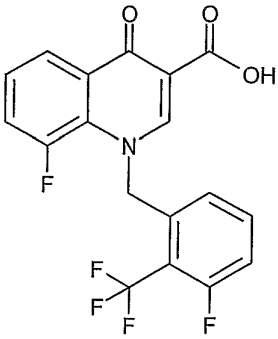
EXAMPLE	STRUCTURE	PARENT ION (MH <sup>+</sup> ) m/z	IUPAC NAME
34		418.0	1-[4-chloro-3-(trifluoromethyl)benzyl]-5,8-difluoro-4-oxo-1,4-dihydroquinoline-3-carboxylic acid
35		334.0	5,8-difluoro-1-(4-fluorobenzyl)-4-oxo-1,4-dihydroquinoline-3-carboxylic acid
36		364.0	5,8-difluoro-1-(3-fluoro-4-methoxybenzyl)-4-oxo-1,4-dihydroquinoline-3-carboxylic acid

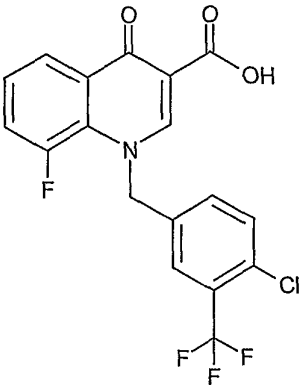
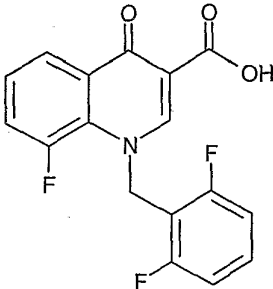
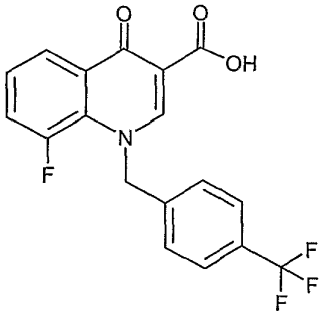
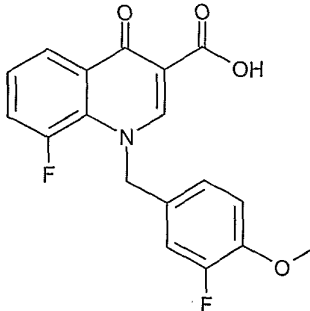


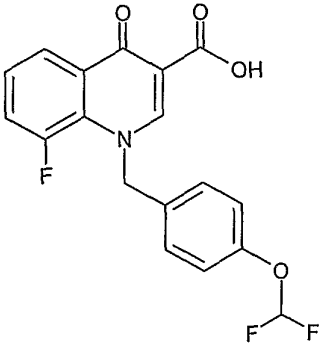
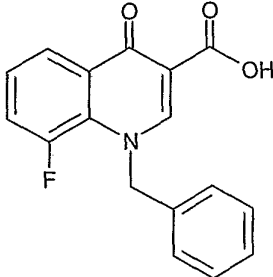
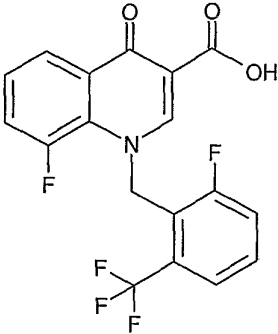
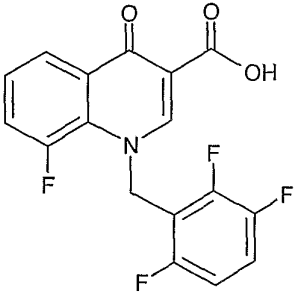
EXAMPLE	STRUCTURE	PARENT ION (MH <sup>+</sup> ) <i>m/z</i>	IUPAC NAME
37		382.0	1-[4-(difluoromethoxy)benzyl]-5,8-difluoro-4-oxo-1,4-dihydroquinoline-3-carboxylic acid
38		316.0	1-benzyl-5,8-difluoro-4-oxo-1,4-dihydroquinoline-3-carboxylic acid
39		334.0	1-(3,5-difluorobenzyl)-8-fluoro-4-oxo-1,4-dihydroquinoline-3-carboxylic acid

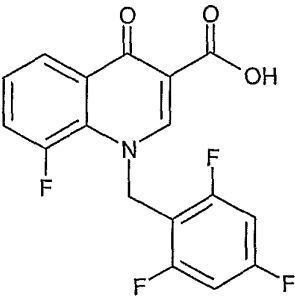
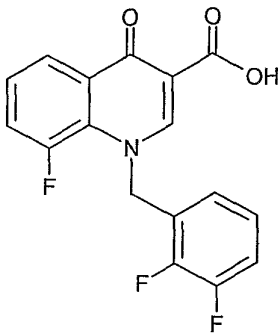
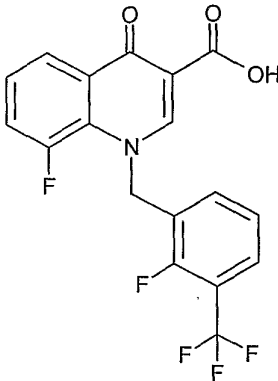
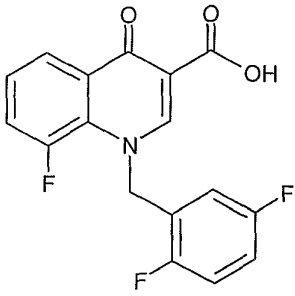
EXAMPLE	STRUCTURE	PARENT ION (MH <sup>+</sup> ) <i>m/z</i>	IUPAC NAME
40		382.0	8-fluoro-4-oxo-1-[3-(trifluoromethoxy)benzyl]-1,4-dihydroquinoline-3-carboxylic acid
41		364.0	1-[3-(difluoromethoxy)benzyl]-8-fluoro-4-oxo-1,4-dihydroquinoline-3-carboxylic acid
42		328.1	8-fluoro-1-(3-methoxybenzyl)-4-oxo-1,4-dihydroquinoline-3-carboxylic acid

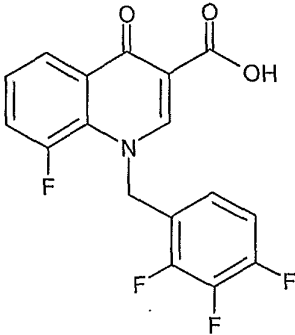
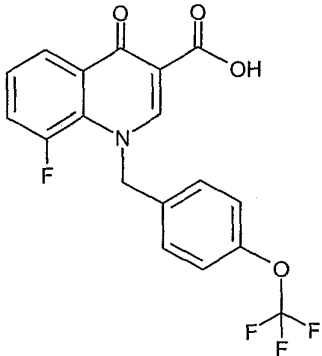
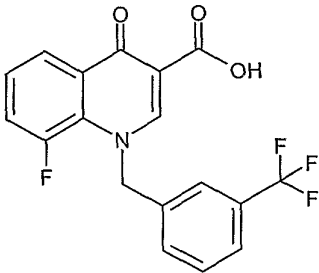
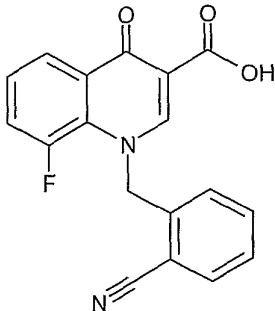
EXAMPLE	STRUCTURE	PARENT ION (MH <sup>+</sup> ) <i>m/z</i>	IUPAC NAME
43		352.0	8-fluoro-4-oxo-1-(3,4,5-trifluorobenzyl)-1,4-dihydroquinoline-3-carboxylic acid
44		396.1	8-fluoro-1-[4-methoxy-3-(trifluoromethyl)benzyl]-4-oxo-1,4-dihydroquinoline-3-carboxylic acid
45		366.1	8-fluoro-4-oxo-1-[2-(trifluoromethyl)benzyl]-1,4-dihydroquinoline-3-carboxylic acid
46		400.0	1-[2-chloro-5-(trifluoromethyl)benzyl]-8-fluoro-4-oxo-1,4-dihydroquinoline-3-carboxylic acid

EXAMPLE	STRUCTURE	PARENT ION (MH <sup>+</sup> ) <i>m/z</i>	IUPAC NAME
47		384.1	8-fluoro-1-[3-fluoro-5-(trifluoromethyl)benzyl]-4-oxo-1,4-dihydroquinoline-3-carboxylic acid
48		384.0	8-fluoro-1-[2-fluoro-5-(trifluoromethyl)benzyl]-4-oxo-1,4-dihydroquinoline-3-carboxylic acid
49		384.0	8-fluoro-1-[3-fluoro-2-(trifluoromethyl)benzyl]-4-oxo-1,4-dihydroquinoline-3-carboxylic acid

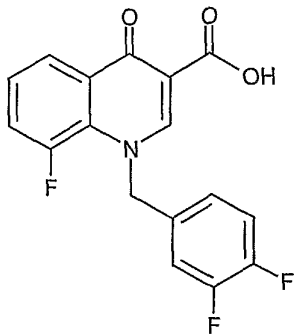
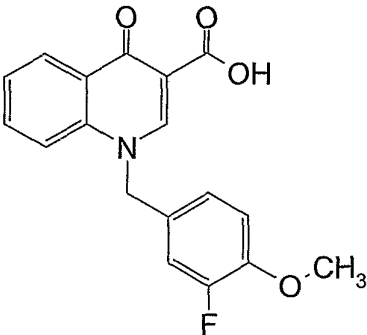
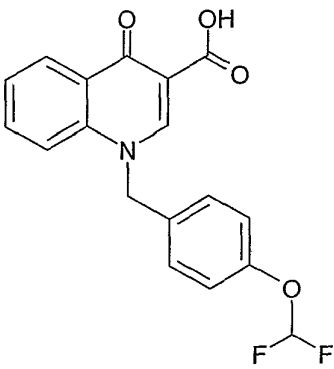
EXAMPLE	STRUCTURE	PARENT ION (MH <sup>+</sup> ) <i>m/z</i>	IUPAC NAME
50		400.0	1-[4-chloro-3-(trifluoromethyl)benzyl]-8-fluoro-4-oxo-1,4-dihydroquinoline-3-carboxylic acid
51		334.1	1-(2,6-difluorobenzyl)-8-fluoro-4-oxo-1,4-dihydroquinoline-3-carboxylic acid
52		366.1	8-fluoro-4-oxo-1-[4-(trifluoromethyl)benzyl]-1,4-dihydroquinoline-3-carboxylic acid
53		346.1	8-fluoro-1-(3-fluoro-4-methoxybenzyl)-4-oxo-1,4-dihydroquinoline-3-carboxylic acid

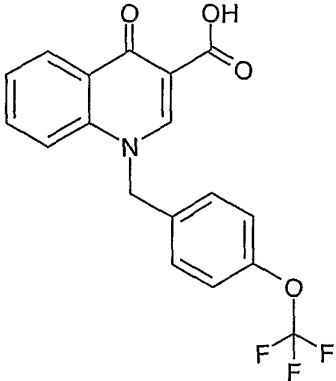
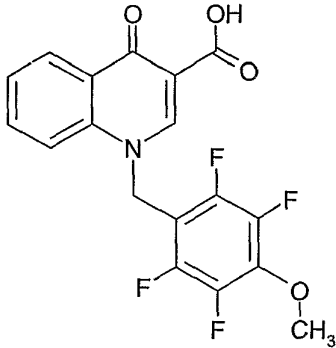
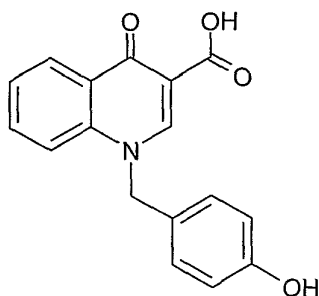
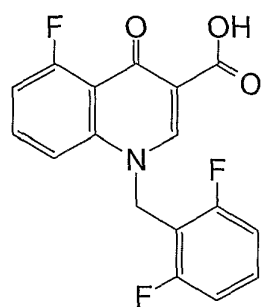
EXAMPLE	STRUCTURE	PARENT ION (MH <sup>+</sup> ) <i>m/z</i>	IUPAC NAME
54		364.1	1-[4-(difluoromethoxy)benzyl]-8-fluoro-4-oxo-1,4-dihydroquinoline-3-carboxylic acid
55		298.1	1-benzyl-8-fluoro-4-oxo-1,4-dihydroquinoline-3-carboxylic acid
56		384.0	8-fluoro-1-[2-fluoro-6-(trifluoromethyl)benzyl]-4-oxo-1,4-dihydroquinoline-3-carboxylic acid
57		352.0	8-fluoro-1-(2,3,6-trifluorobenzyl)-4-oxo-1,4-dihydroquinoline-3-carboxylic acid

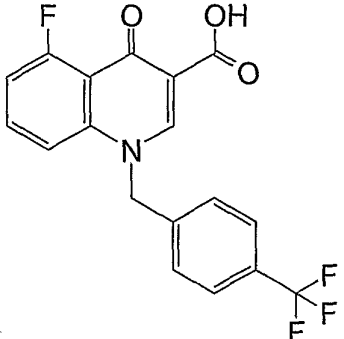
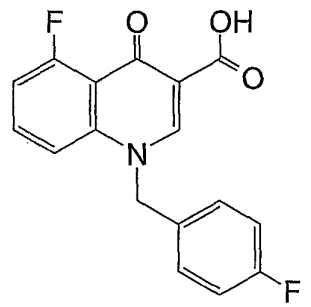
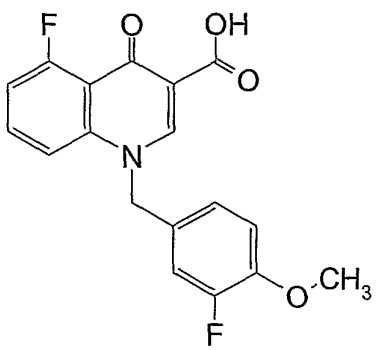
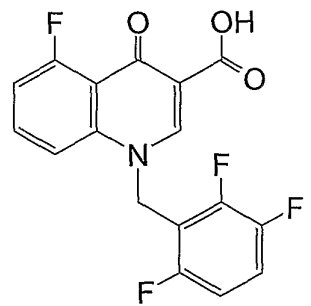
EXAMPLE	STRUCTURE	PARENT ION (MH <sup>+</sup> ) <i>m/z</i>	IUPAC NAME
58		352.0	8-fluoro-4-oxo-1-((2,4,6-trifluorobenzyl)-1,4-dihydroquinoline-3-carboxylic acid
59		334.1	1-((2,3-difluorobenzyl)-8-fluoro-4-oxo-1,4-dihydroquinoline-3-carboxylic acid
60		384.1	8-fluoro-1-([2-fluoro-3-(trifluoromethyl)benzyl]-4-oxo-1,4-dihydroquinoline-3-carboxylic acid
61		334.1	1-((2,5-difluorobenzyl)-8-fluoro-4-oxo-1,4-dihydroquinoline-3-carboxylic acid

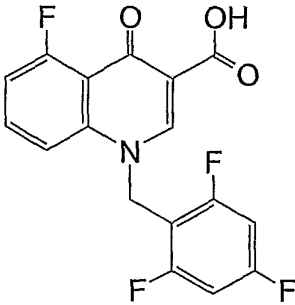
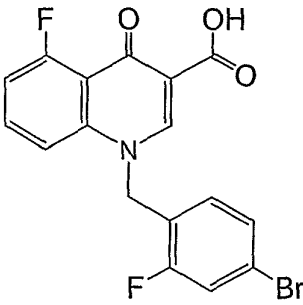
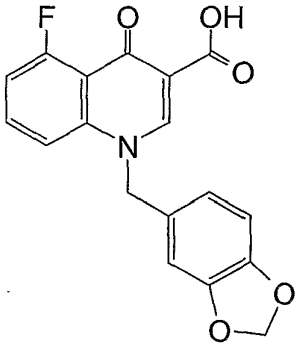
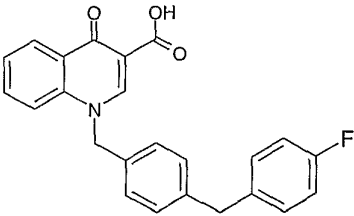
EXAMPLE	STRUCTURE	PARENT ION (MH <sup>+</sup> ) <i>m/z</i>	IUPAC NAME
62		352.0	8-fluoro-4-oxo-1-(2,3,4-trifluorobenzyl)-1,4-dihydroquinoline-3-carboxylic acid
63		382.0	8-fluoro-4-oxo-1-[4-(trifluoromethoxy)benzyl]-1,4-dihydroquinoline-3-carboxylic acid
64		366.1	8-fluoro-4-oxo-1-[3-(trifluoromethyl)benzyl]-1,4-dihydroquinoline-3-carboxylic acid
65		323.1	1-(2-cyanobenzyl)-8-fluoro-4-oxo-1,4-dihydroquinoline-3-carboxylic acid

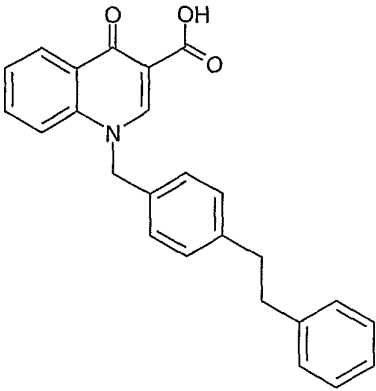


EXAMPLE	STRUCTURE	PARENT ION (MH <sup>+</sup> ) <i>m/z</i>	IUPAC NAME
66		334.0	1-(3,4-difluorobenzyl)-8-fluoro-4-oxo-1,4-dihydroquinoline-3-carboxylic acid
67		328.1	1-(3-fluoro-4-methoxybenzyl)-4-oxo-1,4-dihydroquinoline-3-carboxylic acid
68		346.1	1-[4-(difluoromethoxy)benzyl]-4-oxo-1,4-dihydroquinoline-3-carboxylic acid

EXAMPLE	STRUCTURE	PARENT ION (MH <sup>+</sup> ) <i>m/z</i>	IUPAC NAME
69		364.1	4-oxo-1-[4-(trifluoromethoxy)benzyl]-1,4-dihydroquinoline-3-carboxylic acid
70		382.1	4-oxo-1-(2,3,5,6-tetrafluoro-4-methoxybenzyl)-1,4-dihydroquinoline-3-carboxylic acid
71		296.0	1-(4-hydroxybenzyl)-4-oxo-1,4-dihydroquinoline-3-carboxylic acid
72		334.0	1-(2,6-difluorobenzyl)-5-fluoro-4-oxo-1,4-dihydroquinoline-3-carboxylic acid

EXAMPLE	STRUCTURE	PARENT ION (MH <sup>+</sup> ) <i>m/z</i>	IUPAC NAME
73		366.0	5-fluoro-4-oxo-1-[4-(trifluoromethyl)benzyl]-1,4-dihydroquinoline-3-carboxylic acid
74		316.1	5-fluoro-1-(4-fluorobenzyl)-4-oxo-1,4-dihydroquinoline-3-carboxylic acid
75		346.1	5-fluoro-1-(3-fluoro-4-methoxybenzyl)-4-oxo-1,4-dihydroquinoline-3-carboxylic acid
76		352.0	5-fluoro-4-oxo-1-(2,3,6-trifluorobenzyl)-1,4-dihydroquinoline-3-carboxylic acid

EXAMPLE	STRUCTURE	PARENT ION (MH <sup>+</sup> ) <i>m/z</i>	IUPAC NAME
77		352.1	5-fluoro-4-oxo-1-(2,4,6-trifluorobenzyl)-1,4-dihydroquinoline-3-carboxylic acid
78		394.0	1-(4-bromo-2-fluorobenzyl)-5-fluoro-4-oxo-1,4-dihydroquinoline-3-carboxylic acid
79		342.1	1-(1,3-benzodioxol-5-ylmethyl)-5-fluoro-4-oxo-1,4-dihydroquinoline-3-carboxylic acid
80		388.1	1-[4-(4-fluorobenzyl)benzyl]-4-oxo-1,4-dihydroquinoline-3-carboxylic acid

EXAMPLE	STRUCTURE	PARENT ION (MH <sup>+</sup> ) <i>m/z</i>	IUPAC NAME
81		384.1	4-oxo-1-[4-(2-phenylethyl)benzyl]-1,4-dihydroquinoline-3-carboxylic acid

The following abbreviations are used throughout the text:

Me: methyl

Et: ethyl

5 t-Bu: *tert*-butyl

Ar: aryl

Ph: phenyl

Bn: benzyl

Ac: acetyl

10 aq : aqueous

h: hour

min: minute

MOH : metal hydroxide

MH : metal hydride

15 MWI : microwave irradiation

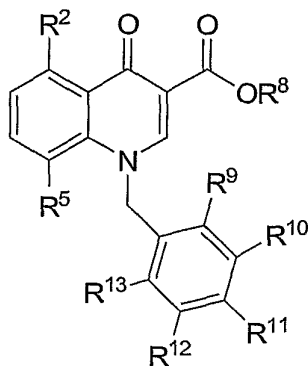
rt: room temperature

HPLC: high performance liquid chromatography

While the invention has been described and illustrated with reference to certain particular embodiments thereof, those skilled in the art will appreciate that various adaptations, changes, modifications, substitutions, deletions, or additions of procedures and protocols may be made without departing from the spirit and scope of the invention. It is intended, therefore, that the invention be defined by the scope of the claims that follow and that such claims be interpreted as broadly as is reasonable.

## WHAT IS CLAIMED IS:

1. A compound of formula (II):



(II)

5

and pharmaceutically acceptable salts thereof, wherein

R<sup>2</sup> and R<sup>5</sup> are each halogen;

- 10 R<sup>9</sup>, R<sup>10</sup>, R<sup>11</sup>, R<sup>12</sup> and R<sup>13</sup> are independently selected from the group consisting of

- (1) hydrogen,  
 (2) halogen,  
 (3) cyano,  
 (4) -R<sup>6</sup>,  
 (5) -O-R<sup>6</sup>,  
 (6) -S(O)<sub>n</sub>-R<sup>7</sup>, and  
 (7) -OH,

15

wherein R<sup>6</sup> and R<sup>7</sup> are selected from the group consisting of

- (a) -C<sub>1-6</sub> alkyl, and  
 (b) -(CH<sub>2</sub>)<sub>m</sub>-aryl,

20

wherein said R<sup>6</sup> and R<sup>7</sup> alkyl or aryl moiety is optionally substituted with one or more aryl;

R<sup>8</sup> is selected from the group consisting of

25

- (1) hydrogen,  
 (2) -C<sub>1-6</sub> alkyl, and  
 (3) -CH<sub>2</sub>-aryl,

wherein said R<sup>8</sup> alkyl or aryl moiety is optionally substituted with one or more

- (a) halogen,
- (b) cyano, and
- (c)  $-O-C_{1-6}$  alkyl, wherein said alkyl is optionally substituted with one or more halo;

m is 1, 2 or 3; and

5 n is 0, 1 or 2.

2. A compound of claim 1, wherein  $R^9$ ,  $R^{10}$ ,  $R^{11}$ ,  $R^{12}$  and  $R^{13}$  are independently selected from the group consisting of

- (1) hydrogen,
- 10 (2) halogen,
- (3)  $-O-C_{1-6}$  alkyl,
- (4)  $-C_{1-6}$  alkyl,
- (5) hydroxyl, and
- (6) cyano,

15 wherein the  $R^9$  to  $R^{13}$  alkyl moiety is optionally substituted with one or more halogen.

3. A compound of claim 1 or 2, wherein  $R^8$  is hydrogen.

4. A compound of claim 3, wherein  $R^2$  and  $R^5$  are independently selected from chloro and  
20 fluoro.

5. A compound of claim 4, wherein  $R^2$  and  $R^5$  are both fluoro.

6. A compound of claim 5, wherein one or more of  $R^9$ ,  $R^{10}$ ,  $R^{11}$ ,  $R^{12}$  and  $R^{13}$  is halogen.  
25

7. A compound of claim 6, wherein two or more of  $R^9$ ,  $R^{10}$ ,  $R^{11}$ ,  $R^{12}$  and  $R^{13}$  is halogen.

8. A compound of claim 7, wherein  $R^9$  and  $R^{13}$  are halogen.

30 9. A compound of claim 8, wherein  $R^{10}$ ,  $R^{11}$  and  $R^{12}$  are hydrogen.

10. A compound of claim 1, which is selected from the group consisting of  
1-(4-(trifluoromethyl)benzyl)-5,8-difluoro-4-oxo-1,4-dihydroquinoline-3-carboxylic acid;  
5,8-difluoro-1-(3-methoxybenzyl)-4-oxo-1,4-dihydroquinoline-3-carboxylic acid;  
35 5,8-difluoro-4-oxo-1-[2-(trifluoromethyl)benzyl]-1,4-dihydroquinoline-3-carboxylic acid;  
1-(2,6-difluorobenzyl)-5,8-difluoro-4-oxo-1,4-dihydroquinoline-3-carboxylic acid;  
5,8-difluoro-4-oxo-1-[3-(trifluoromethyl)benzyl]-1,4-dihydroquinoline-3-carboxylic acid;  
5,8-difluoro-4-oxo-1-[4-(trifluoromethyl)benzyl]-1,4-dihydroquinoline-3-carboxylic acid;

- 5,8-difluoro-4-oxo-1-[4-(trifluoromethoxy)benzyl]-1,4-dihydroquinoline-3-carboxylic acid;  
1-(3,4-difluorobenzyl)-5,8-difluoro-4-oxo-1,4-dihydroquinoline-3-carboxylic acid;  
1-(2-cyanobenzyl)-5,8-difluoro-4-oxo-1,4-dihydroquinoline-3-carboxylic acid;  
1-(4-bromo-2-fluorobenzyl)-5,8-difluoro-4-oxo-1,4-dihydroquinoline-3-carboxylic acid;  
5 5,8-difluoro-4-oxo-1-(pyridin-3-ylmethyl)-1,4-dihydroquinoline-3-carboxylic acid;  
1-(3,5-difluorobenzyl)-5,8-difluoro-4-oxo-1,4-dihydroquinoline-3-carboxylic acid;  
5,8-difluoro-4-oxo-1-[3-(trifluoromethoxy)benzyl]-1,4-dihydroquinoline-3-carboxylic acid;  
1-[2-chloro-5-(trifluoromethyl)benzyl]-5,8-difluoro-4-oxo-1,4-dihydroquinoline-3-carboxylic acid;  
5,8-difluoro-1-[2-fluoro-5-(trifluoromethyl)benzyl]-4-oxo-1,4-dihydroquinoline-3-carboxylic acid;  
10 1-[4-chloro-3-(trifluoromethyl)benzyl]-5,8-difluoro-4-oxo-1,4-dihydroquinoline-3-carboxylic acid;  
5,8-difluoro-1-(4-fluorobenzyl)-4-oxo-1,4-dihydroquinoline-3-carboxylic acid;  
5,8-difluoro-1-(3-fluoro-4-methoxybenzyl)-4-oxo-1,4-dihydroquinoline-3-carboxylic acid;  
1-[4-(difluoromethoxy)benzyl]-5,8-difluoro-4-oxo-1,4-dihydroquinoline-3-carboxylic acid;  
1-benzyl-5,8-difluoro-4-oxo-1,4-dihydroquinoline-3-carboxylic acid;  
15 and pharmaceutically acceptable salts thereof.

11. A compound of claim 10, which is selected from the group consisting of  
1-(4-(trifluoromethyl)benzyl)-5,8-difluoro-4-oxo-1,4-dihydroquinoline-3-carboxylic acid;  
5,8-difluoro-1-(3-methoxybenzyl)-4-oxo-1,4-dihydroquinoline-3-carboxylic acid;  
20 5,8-difluoro-4-oxo-1-[2-(trifluoromethyl)benzyl]-1,4-dihydroquinoline-3-carboxylic acid;  
1-(2,6-difluorobenzyl)-5,8-difluoro-4-oxo-1,4-dihydroquinoline-3-carboxylic acid;  
5,8-difluoro-4-oxo-1-[3-(trifluoromethyl)benzyl]-1,4-dihydroquinoline-3-carboxylic acid;  
5,8-difluoro-4-oxo-1-[4-(trifluoromethyl)benzyl]-1,4-dihydroquinoline-3-carboxylic acid;  
and pharmaceutically acceptable salts thereof.

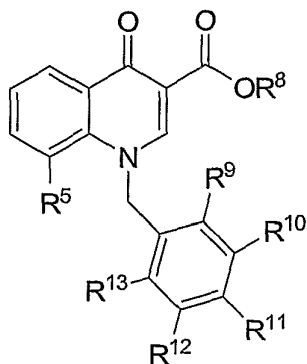
25

12. A compound of claim 10 or 11 in salt form, wherein the salt is selected from the group consisting of a lithium salt, ammonium salt, sodium salt, calcium salt and potassium salt.

13. A compound of formula (III):

30





(III)

and pharmaceutically acceptable salts thereof, wherein

R<sup>5</sup> is halogen;

R<sup>9</sup>, R<sup>10</sup>, R<sup>11</sup>, R<sup>12</sup> and R<sup>13</sup> are independently selected from the group consisting of

- (1) hydrogen,
- (2) halogen,
- (3) cyano,
- (4) -R<sup>6</sup>,
- (5) -O-R<sup>6</sup>,
- (6) -S(O)<sub>n</sub>-R<sup>7</sup>, and
- (7) -OH,

wherein R<sup>6</sup> and R<sup>7</sup> are selected from the group consisting of

- (a) -C<sub>1-6</sub> alkyl, and
- (b) -(CH<sub>2</sub>)<sub>m</sub>-aryl,

wherein said R<sup>6</sup> and R<sup>7</sup> alkyl or aryl moiety is optionally substituted with one or more aryl;

R<sup>8</sup> is selected from the group consisting of

- (1) hydrogen,
- (2) -C<sub>1-6</sub> alkyl, and
- (3) -CH<sub>2</sub>-aryl,

wherein said R<sup>8</sup> alkyl or aryl moiety is optionally substituted with one or more

- (a) halogen,
- (b) cyano, and
- (c) -O-C<sub>1-6</sub> alkyl, wherein said alkyl is optionally substituted with one or more halo;

m is 1, 2 or 3; and

n is 0, 1 or 2.

14. A compound of claim 13, wherein R<sup>9</sup>, R<sup>10</sup>, R<sup>11</sup>, R<sup>12</sup> and R<sup>13</sup> are independently selected from the group consisting of

- (1) hydrogen,
- (2) halogen,
- (3) -O-C<sub>1-6</sub> alkyl,
- (4) -C<sub>1-6</sub> alkyl,
- (5) hydroxyl, and
- (6) cyano,

wherein the R<sup>9</sup> to R<sup>13</sup> moiety is optionally substituted with one or more halogen.

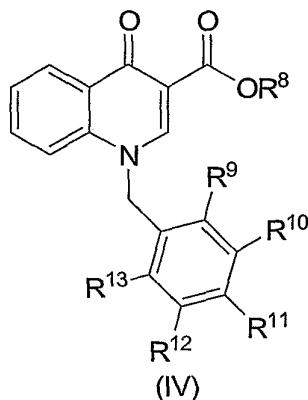
15. A compound of claim 13, which is selected from the group consisting of

- 8-fluoro-1-(4-methoxybenzyl)-4-oxo-1,4-dihydroquinoline-3-carboxylic acid;
- 1-(2,4-difluorobenzyl)-8-fluoro-4-oxo-1,4-dihydroquinoline-3-carboxylic acid;
- 1-(3,5-difluorobenzyl)-8-fluoro-4-oxo-1,4-dihydroquinoline-3-carboxylic acid;
- 8-fluoro-4-oxo-1-[3-(trifluoromethoxy)benzyl]-1,4-dihydroquinoline-3-carboxylic acid;
- 1-[3-(difluoromethoxy)benzyl]-8-fluoro-4-oxo-1,4-dihydroquinoline-3-carboxylic acid;
- 8-fluoro-1-(3-methoxybenzyl)-4-oxo-1,4-dihydroquinoline-3-carboxylic acid;
- 8-fluoro-4-oxo-1-(3,4,5-trifluorobenzyl)-1,4-dihydroquinoline-3-carboxylic acid;
- 8-fluoro-1-[4-methoxy-3-(trifluoromethyl)benzyl]-4-oxo-1,4-dihydroquinoline-3-carboxylic acid;
- 8-fluoro-4-oxo-1-[2-(trifluoromethyl)benzyl]-1,4-dihydroquinoline-3-carboxylic acid;
- 1-[2-chloro-5-(trifluoromethyl)benzyl]-8-fluoro-4-oxo-1,4-dihydroquinoline-3-carboxylic acid;
- 8-fluoro-1-[3-fluoro-5-(trifluoromethyl)benzyl]-4-oxo-1,4-dihydroquinoline-3-carboxylic acid;
- 8-fluoro-1-[2-fluoro-5-(trifluoromethyl)benzyl]-4-oxo-1,4-dihydroquinoline-3-carboxylic acid;
- 8-fluoro-1-[3-fluoro-2-(trifluoromethyl)benzyl]-4-oxo-1,4-dihydroquinoline-3-carboxylic acid;
- 1-[4-chloro-3-(trifluoromethyl)benzyl]-8-fluoro-4-oxo-1,4-dihydroquinoline-3-carboxylic acid;
- 1-(2,6-difluorobenzyl)-8-fluoro-4-oxo-1,4-dihydroquinoline-3-carboxylic acid;
- 8-fluoro-4-oxo-1-[4-(trifluoromethyl)benzyl]-1,4-dihydroquinoline-3-carboxylic acid;
- 8-fluoro-1-(3-fluoro-4-methoxybenzyl)-4-oxo-1,4-dihydroquinoline-3-carboxylic acid;
- 1-[4-(difluoromethoxy)benzyl]-8-fluoro-4-oxo-1,4-dihydroquinoline-3-carboxylic acid;
- 1-benzyl-8-fluoro-4-oxo-1,4-dihydroquinoline-3-carboxylic acid;
- 8-fluoro-1-[2-fluoro-6-(trifluoromethyl)benzyl]-4-oxo-1,4-dihydroquinoline-3-carboxylic acid;
- 8-fluoro-4-oxo-1-(2,3,6-trifluorobenzyl)-1,4-dihydroquinoline-3-carboxylic acid;
- 8-fluoro-4-oxo-1-(2,4,6-trifluorobenzyl)-1,4-dihydroquinoline-3-carboxylic acid;
- 1-(2,3-difluorobenzyl)-8-fluoro-4-oxo-1,4-dihydroquinoline-3-carboxylic acid;
- 8-fluoro-1-[2-fluoro-3-(trifluoromethyl)benzyl]-4-oxo-1,4-dihydroquinoline-3-carboxylic acid;
- 1-(2,5-difluorobenzyl)-8-fluoro-4-oxo-1,4-dihydroquinoline-3-carboxylic acid;

- 8-fluoro-4-oxo-1-(2,3,4-trifluorobenzyl)-1,4-dihydroquinoline-3-carboxylic acid;  
 8-fluoro-4-oxo-1-[4-(trifluoromethoxy)benzyl]-1,4-dihydroquinoline-3-carboxylic acid;  
 8-fluoro-4-oxo-1-[3-(trifluoromethyl)benzyl]-1,4-dihydroquinoline-3-carboxylic acid;  
 1-(2-cyanobenzyl)-8-fluoro-4-oxo-1,4-dihydroquinoline-3-carboxylic acid;  
 5 1-(3,4-difluorobenzyl)-8-fluoro-4-oxo-1,4-dihydroquinoline-3-carboxylic acid;  
 and pharmaceutically acceptable salts thereof.

16. A compound of formula (IV):

10



and pharmaceutically acceptable salts thereof, wherein

R<sup>9</sup>, R<sup>10</sup>, R<sup>11</sup>, R<sup>12</sup> and R<sup>13</sup> are independently selected from the group consisting of

- 15 (1) hydrogen,  
 (2) halogen,  
 (3) cyano,  
 (4) -R<sup>6</sup>,  
 (5) -O-R<sup>6</sup>,  
 20 (6) -S(O)<sub>n</sub>-R<sup>7</sup>, and  
 (7) -OH,

wherein R<sup>6</sup> and R<sup>7</sup> are selected from the group consisting of

- (a) -C<sub>1-6</sub> alkyl, and  
 (b) -(CH<sub>2</sub>)<sub>m</sub>-aryl,  
 25 wherein said R<sup>6</sup> and R<sup>7</sup> alkyl or aryl moiety is optionally substituted with one or more  
 aryl;

R<sup>8</sup> is selected from the group consisting of

- (1) hydrogen,

(2) -C<sub>1-6</sub> alkyl, and

(3) -CH<sub>2</sub>-aryl,

wherein said R<sup>8</sup> alkyl or aryl moiety is optionally substituted with one or more

(a) halogen,

5 (b) cyano, and

(c) -O-C<sub>1-6</sub> alkyl, wherein said alkyl is optionally substituted with one or more halo;

m is 1, 2 or 3; and

n is 0, 1 or 2;

10 with the proviso that (i) at least one of R<sup>9</sup>, R<sup>10</sup>, R<sup>11</sup>, R<sup>12</sup> and R<sup>13</sup> is not hydrogen and (ii) when R<sup>11</sup> is methoxy, then R<sup>9</sup>, R<sup>10</sup>, R<sup>12</sup> and R<sup>13</sup> are not all hydrogen.

17. A compound of claim 16, wherein R<sup>9</sup>, R<sup>10</sup>, R<sup>11</sup>, R<sup>12</sup> and R<sup>13</sup> are independently selected from the group consisting of

(1) hydrogen,

15 (2) halogen,

(3) -O-C<sub>1-6</sub> alkyl,

(4) -C<sub>1-6</sub> alkyl,

(5) hydroxyl, and

(6) cyano,

20 wherein the R<sup>9</sup> to R<sup>13</sup> alkyl moiety is optionally substituted with one or more halogen; with the proviso that at least one of R<sup>9</sup>, R<sup>10</sup>, R<sup>11</sup>, R<sup>12</sup> and R<sup>13</sup> is not hydrogen.

18. A compound of claim 16, which is selected from the group consisting of

1-(3-fluoro-4-methoxybenzyl)-4-oxo-1,4-dihydroquinoline-3-carboxylic acid;

25 1-[4-(difluoromethoxy)benzyl]-4-oxo-1,4-dihydroquinoline-3-carboxylic acid;

4-oxo-1-[4-(trifluoromethoxy)benzyl]-1,4-dihydroquinoline-3-carboxylic acid;

4-oxo-1-(2,3,5,6-tetrafluoro-4-methoxybenzyl)-1,4-dihydroquinoline-3-carboxylic acid;

1-(4-hydroxybenzyl)-4-oxo-1,4-dihydroquinoline-3-carboxylic acid;

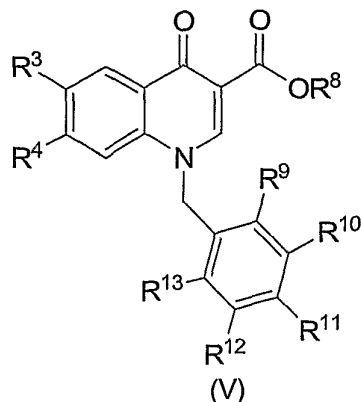
1-[4-(4-fluorobenzyl)benzyl]-4-oxo-1,4-dihydroquinoline-3-carboxylic acid;

30 4-oxo-1-[4-(2-phenylethyl)benzyl]-1,4-dihydroquinoline-3-carboxylic acid;

and pharmaceutically acceptable salts thereof.

19. A compound of formula (V):

35



and pharmaceutically acceptable salts thereof, wherein

R<sup>3</sup> and R<sup>4</sup> are each halogen;

5

R<sup>9</sup>, R<sup>10</sup>, R<sup>11</sup>, R<sup>12</sup> and R<sup>13</sup> are independently selected from the group consisting of

- (1) hydrogen,
- (2) halogen,
- (3) cyano,
- (4) -R<sup>6</sup>,
- (5) -O-R<sup>6</sup>,
- (6) -S(O)<sub>n</sub>-R<sup>7</sup>, and
- (7) -OH,

10

wherein R<sup>6</sup> and R<sup>7</sup> are selected from the group consisting of

15

- (a) -C<sub>1-6</sub> alkyl, and
- (b) -(CH<sub>2</sub>)<sub>m</sub>-aryl,

wherein said R<sup>6</sup> and R<sup>7</sup> alkyl or aryl moiety is optionally substituted with one or more aryl;

20

R<sup>8</sup> is selected from the group consisting of

- (1) hydrogen,
- (2) -C<sub>1-6</sub> alkyl, and
- (3) -CH<sub>2</sub>-aryl,

wherein said R<sup>8</sup> alkyl or aryl moiety is optionally substituted with one or more

25

- (a) halogen,
- (b) cyano, and
- (c) -O-C<sub>1-6</sub> alkyl, wherein said alkyl is optionally substituted with one or more halo;

m is 1, 2 or 3; and

n is 0, 1 or 2;

with the provisos that

- (i) at least one of R<sup>9</sup>, R<sup>10</sup>, R<sup>11</sup>, R<sup>12</sup> and R<sup>13</sup> is not hydrogen,
- (ii) when R<sup>9</sup> and R<sup>13</sup> are halogen, than R<sup>10</sup>, R<sup>11</sup> and R<sup>12</sup> are not all hydrogen,
- (iii) when R<sup>10</sup> and R<sup>11</sup> are halogen, then R<sup>9</sup>, R<sup>12</sup> and R<sup>13</sup> are not all hydrogen,
- 5 (iv) when R<sup>11</sup> and R<sup>12</sup> are halogen, then R<sup>9</sup>, R<sup>10</sup> and R<sup>13</sup> are not all hydrogen
- (v) when R<sup>11</sup> and R<sup>13</sup> are halogen, then R<sup>9</sup>, R<sup>10</sup> and R<sup>12</sup> are not all hydrogen,
- (vi) when R<sup>9</sup> and R<sup>13</sup> are halogen, then R<sup>10</sup>, R<sup>11</sup> and R<sup>12</sup> are not all hydrogen,
- (vii) when R<sup>10</sup> is methoxy or halogen, then R<sup>9</sup>, R<sup>10</sup>, R<sup>11</sup> and R<sup>12</sup> are not all hydrogen,
- (viii) when R<sup>12</sup> is methoxy or halogen, then R<sup>9</sup>, R<sup>10</sup>, R<sup>11</sup> and R<sup>13</sup> are not all hydrogen
- 10 (ix) when R<sup>9</sup> is halogen, then R<sup>10</sup>, R<sup>11</sup>, R<sup>12</sup> and R<sup>13</sup> are not all hydrogen,
- (x) when R<sup>13</sup> is halogen, then R<sup>9</sup>, R<sup>10</sup>, R<sup>11</sup> and R<sup>12</sup> are not all hydrogen, and
- (xi) when R<sup>11</sup> is halogen, methyl, trifluoromethyl or nitro, then R<sup>10</sup>, R<sup>11</sup>, R<sup>12</sup> and R<sup>13</sup> are not all hydrogen.

- 15 20. A compound of claim 19, wherein R<sup>9</sup>, R<sup>10</sup>, R<sup>11</sup>, R<sup>12</sup> and R<sup>13</sup> are independently selected from the group consisting of

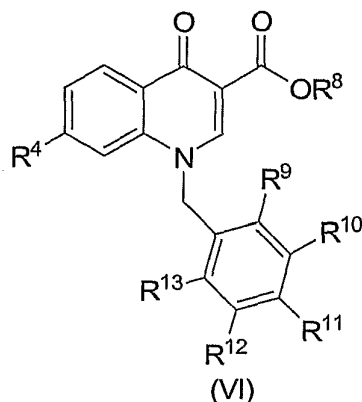
- (1) hydrogen,
- (2) halogen,
- (3) -O-C<sub>1-6</sub> alkyl,
- 20 (4) -C<sub>1-6</sub> alkyl, and
- (5) cyano,

wherein the R<sup>9</sup> to R<sup>13</sup> alkyl moiety is optionally substituted with one or more halogen;

21. A compound of claim 19, which is selected from the group consisting of
- 25 7-chloro-6-fluoro-1-(4-fluorobenzyl)-4-oxo-1,4-dihydroquinoline-3-carboxylic acid;
- 7-chloro-6-fluoro-4-oxo-1-[3-(trifluoromethyl)benzyl]-1,4-dihydroquinoline-3-carboxylic acid;
- 7-chloro-6-fluoro-4-oxo-1-[4-(trifluoromethyl)benzyl]-1,4-dihydroquinoline-3-carboxylic acid;
- 7-chloro-6-fluoro-4-oxo-1-[4-(trifluoromethoxy)benzyl]-1,4-dihydroquinoline-3-carboxylic acid;
- and pharmaceutically acceptable salts thereof.

30

22. A compound of formula (VI):



and pharmaceutically acceptable salts thereof, wherein

R<sup>4</sup> is halogen;

5

R<sup>9</sup>, R<sup>10</sup>, R<sup>11</sup>, R<sup>12</sup> and R<sup>13</sup> are independently selected from the group consisting of

- (1) hydrogen,
- (2) halogen,
- (3) cyano,
- (4) -R<sup>6</sup>,
- (5) -O-R<sup>6</sup>,
- (6) -S(O)<sub>n</sub>-R<sup>7</sup>, and
- (7) -OH,

10

wherein R<sup>6</sup> and R<sup>7</sup> are selected from the group consisting of

15

- (a) -C<sub>1-6</sub> alkyl, and
- (b) -(CH<sub>2</sub>)<sub>m</sub>-aryl,

wherein said R<sup>6</sup> and R<sup>7</sup> alkyl or aryl moiety is optionally substituted with one or more aryl;

20 R<sup>8</sup> is selected from the group consisting of

- (1) hydrogen,
- (2) -C<sub>1-6</sub> alkyl, and
- (3) -CH<sub>2</sub>-aryl,

wherein said R<sup>8</sup> alkyl or aryl moiety is optionally substituted with one or more

25

- (a) halogen,
- (b) cyano, and
- (c) -O-C<sub>1-6</sub> alkyl, wherein said alkyl is optionally substituted with one or more halo;

m is 1, 2 or 3; and

n is 0, 1 or 2;

with the proviso that (i) at least one of R<sup>9</sup>, R<sup>10</sup>, R<sup>11</sup>, R<sup>12</sup> and R<sup>13</sup> is not hydrogen, and (ii) when R<sup>4</sup> is chloro and R<sup>11</sup> is fluoro, then R<sup>9</sup>, R<sup>10</sup>, R<sup>12</sup> and R<sup>13</sup> are not all hydrogen.

23. A compound of claim 22, wherein R<sup>9</sup>, R<sup>10</sup>, R<sup>11</sup>, R<sup>12</sup> and R<sup>13</sup> are independently  
5 selected from the group consisting of

- (1) hydrogen,
- (2) halogen,
- (3) -O-C<sub>1-6</sub> alkyl,
- (4) -C<sub>1-6</sub> alkyl, and
- 10 (5) cyano,

wherein the R<sup>9</sup> to R<sup>13</sup> alkyl moiety is optionally substituted with one or more halogen.

24. A compound of claim 22, which is selected from the group consisting of

7-chloro-1-(4-fluorobenzyl)-4-oxo-1,4-dihydroquinoline-3-carboxylic acid;

15 7-chloro-4-oxo-1-[3-(trifluoromethyl)benzyl]-1,4-dihydroquinoline-3-carboxylic acid;

7-chloro-1-(2,6-difluorobenzyl)-4-oxo-1,4-dihydroquinoline-3-carboxylic acid;

7-chloro-4-oxo-1-[4-(trifluoromethyl)benzyl]-1,4-dihydroquinoline-3-carboxylic acid;

7-chloro-4-oxo-1-[4-(trifluoromethoxy)benzyl]-1,4-dihydroquinoline-3-carboxylic acid;

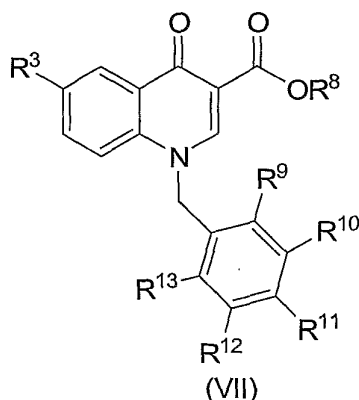
7-chloro-1-(3,4-difluorobenzyl)-4-oxo-1,4-dihydroquinoline-3-carboxylic acid;

20 7-chloro-1-(2-cyanobenzyl)-4-oxo-1,4-dihydroquinoline-3-carboxylic acid;

1-(4-bromo-2-fluorobenzyl)-7-chloro-4-oxo-1,4-dihydroquinoline-3-carboxylic acid;

and pharmaceutically acceptable salts thereof.

25. A compound of formula (VII):



and pharmaceutically acceptable salts thereof, wherein



R<sup>3</sup> is halogen;

R<sup>9</sup>, R<sup>10</sup>, R<sup>11</sup>, R<sup>12</sup> and R<sup>13</sup> are independently selected from the group consisting of

- (1) hydrogen,
- (2) halogen,
- (3) cyano,
- (4) -R<sup>6</sup>,
- (5) -O-R<sup>6</sup>,
- (6) -S(O)<sub>n</sub>-R<sup>7</sup>, and
- (7) -OH,

wherein R<sup>6</sup> and R<sup>7</sup> are selected from the group consisting of

- (a) -C<sub>1-6</sub> alkyl, and
- (b) -(CH<sub>2</sub>)<sub>m</sub>-aryl,

wherein said R<sup>6</sup> and R<sup>7</sup> alkyl or aryl moiety is optionally substituted with one or more aryl;

R<sup>8</sup> is selected from the group consisting of

- (1) hydrogen,
- (2) -C<sub>1-6</sub> alkyl, and
- (3) -CH<sub>2</sub>-aryl,

wherein said R<sup>8</sup> alkyl or aryl moiety is optionally substituted with one or more

- (a) halogen,
- (b) cyano, and
- (c) -O-C<sub>1-6</sub> alkyl, wherein said alkyl is optionally substituted with one or more halo;

m is 1, 2 or 3; and

n is 0, 1 or 2.

with the proviso that at least one of R<sup>9</sup>, R<sup>10</sup>, R<sup>11</sup>, R<sup>12</sup> and R<sup>13</sup> is not hydrogen.

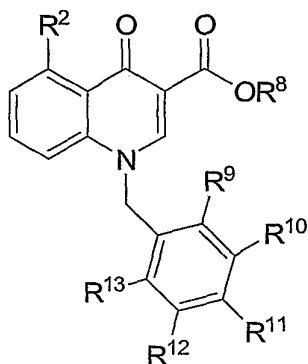
26. A compound of claim 25, wherein R<sup>9</sup>, R<sup>10</sup>, R<sup>11</sup>, R<sup>12</sup> and R<sup>13</sup> are independently selected from the group consisting of

- (1) hydrogen,
- (2) halogen,
- (3) -O-C<sub>1-6</sub> alkyl,
- (4) -C<sub>1-6</sub> alkyl, and
- (5) cyano,

wherein the R<sup>9</sup> to R<sup>13</sup> alkyl moiety is optionally substituted with one or more halogen;

27. A compound of claim 23, which is selected from the group consisting of  
 6-fluoro-1-(3-fluoro-4-methoxybenzyl)-4-oxo-1,4-dihydroquinoline-3-carboxylic acid;  
 1-(4-bromo-2-fluorobenzyl)-6-fluoro-4-oxo-1,4-dihydroquinoline-3-carboxylic acid;  
 1-(2,6-difluorobenzyl)-6-fluoro-4-oxo-1,4-dihydroquinoline-3-carboxylic acid;  
 5 and pharmaceutically acceptable salts thereof.

28. A compound of formula (VIII):



(VIII)

10 and pharmaceutically acceptable salts thereof, wherein

$R^2$  is halogen;

$R^9$ ,  $R^{10}$ ,  $R^{11}$ ,  $R^{12}$  and  $R^{13}$  are independently selected from the group consisting of

- 15 (1) hydrogen,  
 (2) halogen,  
 (3) cyano,  
 (4)  $-R^6$ ,  
 (5)  $-O-R^6$ ,  
 20 (6)  $-S(O)_n-R^7$ , and  
 (7)  $-OH$ ,

wherein  $R^6$  and  $R^7$  are selected from the group consisting of

- (a)  $-C_{1-6}$  alkyl, and  
 (b)  $-(CH_2)_m$ -aryl,

25 wherein said  $R^6$  and  $R^7$  alkyl or aryl moiety is optionally substituted with one or more aryl;

$R^8$  is selected from the group consisting of

- (1) hydrogen,
- (2) -C<sub>1-6</sub> alkyl, and
- (3) -CH<sub>2</sub>-aryl,

wherein said R<sup>8</sup> alkyl or aryl moiety is optionally substituted with one or more

- 5 (a) halogen,
- (b) cyano, and
- (c) -O-C<sub>1-6</sub> alkyl, wherein said alkyl is optionally substituted with one or more halo;

m is 1, 2 or 3; and

n is 0, 1 or 2.

10

29. A compound of claim 28, wherein R<sup>9</sup>, R<sup>10</sup>, R<sup>11</sup>, R<sup>12</sup> and R<sup>13</sup> are independently selected from the group consisting of

- (1) hydrogen,
- (2) halogen,
- 15 (3) -O-C<sub>1-6</sub> alkyl,
- (4) -C<sub>1-6</sub> alkyl, and
- (5) cyano,

wherein the R<sup>9</sup> to R<sup>13</sup> alkyl moiety is optionally substituted with one or more halogen.

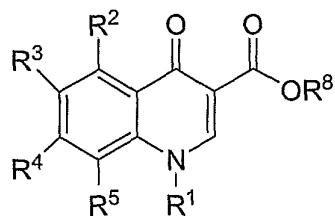
20

30. A compound of claim 28, which is selected from the group consisting of

- 1-(2,6-difluorobenzyl)-5-fluoro-4-oxo-1,4-dihydroquinoline-3-carboxylic acid;
- 5-fluoro-4-oxo-1-[4-(trifluoromethyl)benzyl]-1,4-dihydroquinoline-3-carboxylic acid;
- 5-fluoro-1-(4-fluorobenzyl)-4-oxo-1,4-dihydroquinoline-3-carboxylic acid;
- 5-fluoro-1-(3-fluoro-4-methoxybenzyl)-4-oxo-1,4-dihydroquinoline-3-carboxylic acid;
- 25 5-fluoro-4-oxo-1-(2,3,6-trifluorobenzyl)-1,4-dihydroquinoline-3-carboxylic acid;
- 5-fluoro-4-oxo-1-(2,4,6-trifluorobenzyl)-1,4-dihydroquinoline-3-carboxylic acid;
- 1-(4-bromo-2-fluorobenzyl)-5-fluoro-4-oxo-1,4-dihydroquinoline-3-carboxylic acid;
- 1-(1,3-benzodioxol-5-ylmethyl)-5-fluoro-4-oxo-1,4-dihydroquinoline-3-carboxylic acid;
- and pharmaceutically acceptable salts thereof.

30

31. A method of treating Alzheimer's Disease, pain disorders or sleep disorders, comprising administering to a patient in need thereof a therapeutically effective amount of a compound of formula (I):



(I)

and pharmaceutically acceptable salts thereof, and enantiomers and diastereomers thereof, wherein

R<sup>1</sup> is selected from the group consisting of

- 5 (1) hydrogen,
- (2) -C<sub>1-6</sub> alkyl,
- (3) -C<sub>3-7</sub> cycloalkyl,
- (4) -CH<sub>2</sub>-C<sub>3-7</sub> cycloalkyl,
- (5) -CH<sub>2</sub>-aryl, and
- 10 (6) -CH<sub>2</sub>-heteroaryl,

wherein said R<sup>1</sup> alkyl, heteroaryl, cycloalkyl or aryl moiety is optionally substituted with one or more

- (a) halogen,
- (b) cyano,
- 15 (c) -R<sup>6</sup>,
- (d) -O-R<sup>6</sup>,
- (e) -S(O)<sub>n</sub>-R<sup>7</sup>;

R<sup>2</sup>, R<sup>3</sup>, R<sup>4</sup> and R<sup>5</sup> are each independently selected from the group consisting of

- 20 (1) hydrogen,
- (2) -C<sub>1-6</sub> alkyl,
- (3) -C<sub>3-7</sub> cycloalkyl,
- (4) halogen,
- (5) cyano,
- 25 (6) -O-R<sup>6</sup>, and
- (7) -S(O)<sub>n</sub>-R<sup>7</sup>,

wherein said alkyl or cycloalkyl is optionally substituted with one or more

- (a) halogen,
- (b) hydroxy, and
- 30 (c) -O-C<sub>1-6</sub> alkyl;

R<sup>6</sup> and R<sup>7</sup> are selected from the group consisting of

(1) -C<sub>1-6</sub> alkyl, and

(2) -(CH<sub>2</sub>)<sub>m</sub>-aryl,

wherein said R<sup>6</sup> alkyl or aryl moiety is optionally substituted with one or more

5 (a) halogen,

(b) cyano, and

(c) -O-C<sub>1-6</sub> alkyl, wherein said alkyl is optionally substituted with one or more halo;

R<sup>8</sup> is selected from the group consisting of

10 (1) hydrogen,

(2) -C<sub>1-6</sub> alkyl, and

(3) -CH<sub>2</sub>-aryl,

wherein said R<sup>8</sup> alkyl or aryl moiety is optionally substituted with one or more

(a) halogen,

15 (b) cyano, and

(c) -O-C<sub>1-6</sub> alkyl, wherein said alkyl is optionally substituted with one or more halo;

m is 1, 2 or 3; and

n is 0, 1 or 2.

20 32. The method of claim 31, wherein R<sup>2</sup> and R<sup>5</sup> are each halogen, and R<sup>3</sup> and R<sup>4</sup> are each hydrogen.

33. The method of claim 31, wherein R<sup>3</sup> and R<sup>4</sup> are each halogen, and R<sup>2</sup> and R<sup>5</sup> are each hydrogen.

25

34. The method of claim 31, wherein

(1) R<sup>2</sup>, R<sup>3</sup> and R<sup>5</sup> are each hydrogen and R<sup>4</sup> is halogen; or

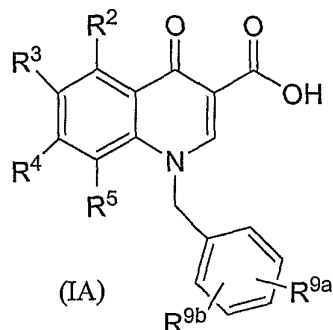
(2) R<sup>2</sup> and R<sup>5</sup> are each halogen, and R<sup>3</sup> and R<sup>4</sup> are each hydrogen; or

(3) R<sup>5</sup> is halogen, and R<sup>2</sup>, R<sup>3</sup> and R<sup>4</sup> are each hydrogen.

30

35. The method of claim 31, wherein R<sup>8</sup> is hydrogen.

36. The method of claim 31, wherein the compound is a compound of formula (IA)



and pharmaceutically acceptable salts thereof, and individual enantiomers and diastereomers thereof, wherein R<sup>2</sup>, R<sup>3</sup>, R<sup>4</sup> and R<sup>5</sup> are as defined in claim 1, and R<sup>9a</sup> and R<sup>9b</sup> are independently selected from the group consisting of

- 5 (1) hydrogen,
- (2) halogen,
- (3) -O-C<sub>1-6</sub> alkyl,
- (4) -C<sub>1-6</sub> alkyl,
- (5) hydroxyl, and
- 10 (6) cyano,

wherein the R<sup>9a</sup> or R<sup>9b</sup> alkyl moiety is optionally substituted with one or more halogen.

37. The method of claim 31, wherein the compound of formula (I) is selected from the group consisting of

- 15 1-(4-(trifluoromethyl)benzyl)-5,8-difluoro-4-oxo-1,4-dihydroquinoline-3-carboxylic acid;
- 1-(4-methoxybenzyl)-4-oxo-1,4-dihydroquinoline-3-carboxylic acid;
- 7-chloro-6-fluoro-1-(4-fluorobenzyl)-4-oxo-1,4-dihydroquinoline-3-carboxylic acid;
- 7-chloro-6-fluoro-4-oxo-1-[4-(trifluoromethoxy)benzyl]-1,4-dihydroquinoline-3-carboxylic acid;
- 7-chloro-6-fluoro-4-oxo-1-[3-(trifluoromethyl)benzyl]-1,4-dihydroquinoline-3-carboxylic acid;
- 20 7-chloro-6-fluoro-4-oxo-1-[4-(trifluoromethyl)benzyl]-1,4-dihydroquinoline-3-carboxylic acid;
- 5,8-difluoro-4-oxo-1-[3-(trifluoromethyl)benzyl]-1,4-dihydroquinoline-3-carboxylic acid;
- 1-(2,6-difluorobenzyl)-5,8-difluoro-4-oxo-1,4-dihydroquinoline-3-carboxylic acid;
- 5,8-difluoro-4-oxo-1-[4-(trifluoromethyl)benzyl]-1,4-dihydroquinoline-3-carboxylic acid;
- 5,8-difluoro-4-oxo-1-[4-(trifluoromethoxy)benzyl]-1,4-dihydroquinoline-3-carboxylic acid;
- 25 1-(3,4-difluorobenzyl)-5,8-difluoro-4-oxo-1,4-dihydroquinoline-3-carboxylic acid;
- 1-(2-cyanobenzyl)-5,8-difluoro-4-oxo-1,4-dihydroquinoline-3-carboxylic acid;
- 1-(4-bromo-2-fluorobenzyl)-5,8-difluoro-4-oxo-1,4-dihydroquinoline-3-carboxylic acid;
- 7-chloro-1-(4-fluorobenzyl)-4-oxo-1,4-dihydroquinoline-3-carboxylic acid;
- 7-chloro-4-oxo-1-[3-(trifluoromethyl)benzyl]-1,4-dihydroquinoline-3-carboxylic acid;
- 30 7-chloro-1-(2,6-difluorobenzyl)-4-oxo-1,4-dihydroquinoline-3-carboxylic acid;

- 7-chloro-4-oxo-1-[4-(trifluoromethyl)benzyl]-1,4-dihydroquinoline-3-carboxylic acid;  
7-chloro-4-oxo-1-[4-(trifluoromethoxy)benzyl]-1,4-dihydroquinoline-3-carboxylic acid;  
7-chloro-1-(3,4-difluorobenzyl)-4-oxo-1,4-dihydroquinoline-3-carboxylic acid;  
7-chloro-1-(2-cyanobenzyl)-4-oxo-1,4-dihydroquinoline-3-carboxylic acid;  
5 1-(4-bromo-2-fluorobenzyl)-7-chloro-4-oxo-1,4-dihydroquinoline-3-carboxylic acid;  
6-fluoro-1-(3-fluoro-4-methoxybenzyl)-4-oxo-1,4-dihydroquinoline-3-carboxylic acid;  
5,8-difluoro-4-oxo-1-(pyridin-3-ylmethyl)-1,4-dihydroquinoline-3-carboxylic acid;  
1-(4-bromo-2-fluorobenzyl)-6-fluoro-4-oxo-1,4-dihydroquinoline-3-carboxylic acid;  
1-(2,6-difluorobenzyl)-6-fluoro-4-oxo-1,4-dihydroquinoline-3-carboxylic acid;  
10 1-(3,5-difluorobenzyl)-5,8-difluoro-4-oxo-1,4-dihydroquinoline-3-carboxylic acid;  
5,8-difluoro-4-oxo-1-[3-(trifluoromethoxy)benzyl]-1,4-dihydroquinoline-3-carboxylic acid;  
5,8-difluoro-1-(3-methoxybenzyl)-4-oxo-1,4-dihydroquinoline-3-carboxylic acid;  
5,8-difluoro-4-oxo-1-[2-(trifluoromethyl)benzyl]-1,4-dihydroquinoline-3-carboxylic acid;  
1-[2-chloro-5-(trifluoromethyl)benzyl]-5,8-difluoro-4-oxo-1,4-dihydroquinoline-3-carboxylic acid;  
15 5,8-difluoro-1-[2-fluoro-5-(trifluoromethyl)benzyl]-4-oxo-1,4-dihydroquinoline-3-carboxylic acid;  
1-[4-chloro-3-(trifluoromethyl)benzyl]-5,8-difluoro-4-oxo-1,4-dihydroquinoline-3-carboxylic acid;  
5,8-difluoro-1-(4-fluorobenzyl)-4-oxo-1,4-dihydroquinoline-3-carboxylic acid;  
5,8-difluoro-1-(3-fluoro-4-methoxybenzyl)-4-oxo-1,4-dihydroquinoline-3-carboxylic acid;  
1-[4-(difluoromethoxy)benzyl]-5,8-difluoro-4-oxo-1,4-dihydroquinoline-3-carboxylic acid;  
20 1-benzyl-5,8-difluoro-4-oxo-1,4-dihydroquinoline-3-carboxylic acid;  
8-fluoro-1-(4-methoxybenzyl)-4-oxo-1,4-dihydroquinoline-3-carboxylic acid;  
1-(3,5-difluorobenzyl)-8-fluoro-4-oxo-1,4-dihydroquinoline-3-carboxylic acid;  
8-fluoro-4-oxo-1-[3-(trifluoromethoxy)benzyl]-1,4-dihydroquinoline-3-carboxylic acid;  
1-[3-(difluoromethoxy)benzyl]-8-fluoro-4-oxo-1,4-dihydroquinoline-3-carboxylic acid;  
25 8-fluoro-1-(3-methoxybenzyl)-4-oxo-1,4-dihydroquinoline-3-carboxylic acid;  
8-fluoro-4-oxo-1-(3,4,5-trifluorobenzyl)-1,4-dihydroquinoline-3-carboxylic acid;  
8-fluoro-1-[4-methoxy-3-(trifluoromethyl)benzyl]-4-oxo-1,4-dihydroquinoline-3-carboxylic acid;  
8-fluoro-4-oxo-1-[2-(trifluoromethyl)benzyl]-1,4-dihydroquinoline-3-carboxylic acid;  
1-[2-chloro-5-(trifluoromethyl)benzyl]-8-fluoro-4-oxo-1,4-dihydroquinoline-3-carboxylic acid;  
30 8-fluoro-1-[3-fluoro-5-(trifluoromethyl)benzyl]-4-oxo-1,4-dihydroquinoline-3-carboxylic acid;  
8-fluoro-1-[2-fluoro-5-(trifluoromethyl)benzyl]-4-oxo-1,4-dihydroquinoline-3-carboxylic acid;  
8-fluoro-1-[3-fluoro-2-(trifluoromethyl)benzyl]-4-oxo-1,4-dihydroquinoline-3-carboxylic acid;  
1-[4-chloro-3-(trifluoromethyl)benzyl]-8-fluoro-4-oxo-1,4-dihydroquinoline-3-carboxylic acid;  
1-(2,6-difluorobenzyl)-8-fluoro-4-oxo-1,4-dihydroquinoline-3-carboxylic acid;  
35 8-fluoro-4-oxo-1-[4-(trifluoromethyl)benzyl]-1,4-dihydroquinoline-3-carboxylic acid;  
8-fluoro-1-(3-fluoro-4-methoxybenzyl)-4-oxo-1,4-dihydroquinoline-3-carboxylic acid;  
1-[4-(difluoromethoxy)benzyl]-8-fluoro-4-oxo-1,4-dihydroquinoline-3-carboxylic acid;  
1-benzyl-8-fluoro-4-oxo-1,4-dihydroquinoline-3-carboxylic acid;

- 8-fluoro-1-[2-fluoro-6-(trifluoromethyl)benzyl]-4-oxo-1,4-dihydroquinoline-3-carboxylic acid;  
 8-fluoro-4-oxo-1-(2,3,6-trifluorobenzyl)-1,4-dihydroquinoline-3-carboxylic acid;  
 8-fluoro-4-oxo-1-(2,4,6-trifluorobenzyl)-1,4-dihydroquinoline-3-carboxylic acid;  
 1-(2,3-difluorobenzyl)-8-fluoro-4-oxo-1,4-dihydroquinoline-3-carboxylic acid;  
 5 8-fluoro-1-[2-fluoro-3-(trifluoromethyl)benzyl]-4-oxo-1,4-dihydroquinoline-3-carboxylic acid;  
 1-(2,5-difluorobenzyl)-8-fluoro-4-oxo-1,4-dihydroquinoline-3-carboxylic acid;  
 1-(2,4-difluorobenzyl)-8-fluoro-4-oxo-1,4-dihydroquinoline-3-carboxylic acid;  
 8-fluoro-4-oxo-1-(2,3,4-trifluorobenzyl)-1,4-dihydroquinoline-3-carboxylic acid;  
 8-fluoro-4-oxo-1-[4-(trifluoromethoxy)benzyl]-1,4-dihydroquinoline-3-carboxylic acid;  
 10 8-fluoro-4-oxo-1-[3-(trifluoromethyl)benzyl]-1,4-dihydroquinoline-3-carboxylic acid;  
 1-(2-cyanobenzyl)-8-fluoro-4-oxo-1,4-dihydroquinoline-3-carboxylic acid;  
 1-(3,4-difluorobenzyl)-8-fluoro-4-oxo-1,4-dihydroquinoline-3-carboxylic acid;  
 1-(3-fluoro-4-methoxybenzyl)-4-oxo-1,4-dihydroquinoline-3-carboxylic acid;  
 1-[4-(difluoromethoxy)benzyl]-4-oxo-1,4-dihydroquinoline-3-carboxylic acid;  
 15 4-oxo-1-[4-(trifluoromethoxy)benzyl]-1,4-dihydroquinoline-3-carboxylic acid;  
 4-oxo-1-(2,3,5,6-tetrafluoro-4-methoxybenzyl)-1,4-dihydroquinoline-3-carboxylic acid;  
 1-(4-hydroxybenzyl)-4-oxo-1,4-dihydroquinoline-3-carboxylic acid;  
 1-(2,6-difluorobenzyl)-5-fluoro-4-oxo-1,4-dihydroquinoline-3-carboxylic acid;  
 5-fluoro-4-oxo-1-[4-(trifluoromethyl)benzyl]-1,4-dihydroquinoline-3-carboxylic acid;  
 20 5-fluoro-1-(4-fluorobenzyl)-4-oxo-1,4-dihydroquinoline-3-carboxylic acid;  
 5-fluoro-1-(3-fluoro-4-methoxybenzyl)-4-oxo-1,4-dihydroquinoline-3-carboxylic acid;  
 5-fluoro-4-oxo-1-(2,3,6-trifluorobenzyl)-1,4-dihydroquinoline-3-carboxylic acid;  
 5-fluoro-4-oxo-1-(2,4,6-trifluorobenzyl)-1,4-dihydroquinoline-3-carboxylic acid;  
 1-(4-bromo-2-fluorobenzyl)-5-fluoro-4-oxo-1,4-dihydroquinoline-3-carboxylic acid;  
 25 1-(1,3-benzodioxol-5-ylmethyl)-5-fluoro-4-oxo-1,4-dihydroquinoline-3-carboxylic acid;  
 1-[4-(4-fluorobenzyl)benzyl]-4-oxo-1,4-dihydroquinoline-3-carboxylic acid; and  
 4-oxo-1-[4-(2-phenylethyl)benzyl]-1,4-dihydroquinoline-3-carboxylic acid  
 and pharmaceutically acceptable salts thereof.

- 30 38. The use of a compound of formula (I) of claim 31 for the manufacture of a medicament for the treatment of a disease or disorder selected from the group consisting of Alzheimer's Disease, pain disorders and sleep disorders, comprising combining a compound of formula (I) with a pharmaceutically acceptable carrier.

35

39. A pharmaceutical composition comprising a compound of any of claims 1-30 and a pharmaceutically acceptable carrier.



40. The use of a compound of any of claims 1-30 for the manufacture of a medicament for the treatment of a disease or disorder selected from the group consisting of Alzheimer's Disease, pain disorders and sleep disorders, comprising combining a compound of any of claims 1-30 with a pharmaceutically acceptable carrier.

5