



US00D738477S

(12) **United States Design Patent**  
Nemes et al.

(10) **Patent No.:** US D738,477 S  
(45) **Date of Patent:** \*\* Sep. 8, 2015

(54) **ELECTRIC FIREPLACE INSERT**

**DESCRIPTION**

- (71) Applicant: **Twin-Star International, Inc.**, Delray Beach, FL (US)
- (72) Inventors: **Tyler Nemes**, Delray Beach, FL (US); **Mark Asofsky**, Delray Beach, FL (US)
- (73) Assignee: **TWIN-STAR INTERNATIONAL, INC.**, Delray Beach, FL (US)
- (\*\*) Term: **14 Years**
- (21) Appl. No.: **29/446,143**

(22) Filed: **Feb. 20, 2013**

**Related U.S. Application Data**

- (63) Continuation-in-part of application No. 29/365,261, filed on Jul. 7, 2010, now abandoned.
- (51) **LOC (10) Cl.** ..... **23-03**
- (52) **U.S. Cl.** ..... **D23/344**  
USPC ..... **D23/344**
- (58) **Field of Classification Search**  
USPC ..... D23/314, 317, 329, 330, 332, 342, 341, D23/339, 338, 335, 343, 344, 403-410, D23/415-422, 499, 345, 347, 349; 126/500, 126/520, 544, 247, 201, 258, 512, 540, 543, 126/548, 555, 298; 362/231  
See application file for complete search history.

(56) **References Cited**

**U.S. PATENT DOCUMENTS**

- 3,913,558 A \* 10/1975 Caldwell ..... 126/548
- D561,317 S \* 2/2008 Ou et al. .... D23/344

(Continued)

*Primary Examiner* — T. Chase Nelson

*Assistant Examiner* — Ania Aman

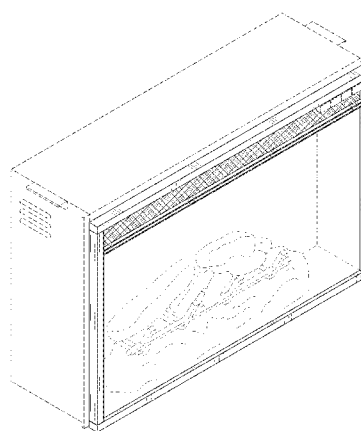
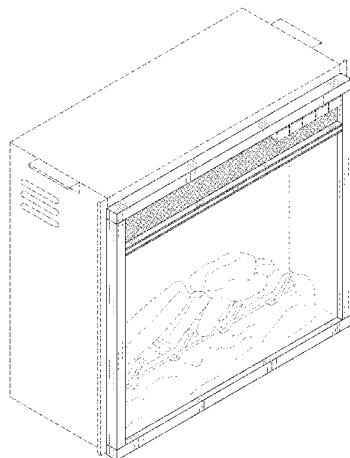
(74) *Attorney, Agent, or Firm* — Johnson & Martin, P.A.; James David Johnson

(57) **CLAIM**

The ornamental designs for an electric fireplace insert, as shown and described.

FIG. 1 is a front elevation view of a design for an electric fireplace insert.  
 FIG. 2 is a top plan view of the electric fireplace insert of FIG. 1.  
 FIG. 3 is a bottom plan view of the electric fireplace insert of FIG. 1.  
 FIG. 4 is a left elevation view of the electric fireplace insert of FIG. 1.  
 FIG. 5 is a right elevation view of the electric fireplace insert of FIG. 1.  
 FIG. 6 is a front elevation of a second embodiment of the electric fireplace insert, the only difference between this and the first embodiment being four unclaimed buttons instead of five, resulting in a slightly different amount of surrounding claimed surface.  
 FIG. 7 is a front elevation view of another embodiment of the design for the electric fireplace insert illustrated by FIG. 1 with an elongated width.  
 FIG. 8 is a top plan view of the electric fireplace insert of FIG. 7.  
 FIG. 9 is a bottom plan view of the electric fireplace insert of FIG. 7.  
 FIG. 10 is a left side view of the electric fireplace insert of FIG. 7.  
 FIG. 11 is a right side view of the electric fireplace insert of FIG. 7.  
 FIG. 12 is a front elevation view of a fourth embodiment of the electric fireplace insert, the only difference between this and the third embodiment being five unclaimed buttons instead of four, resulting in a slightly different amount of surrounding claimed surface.  
 FIG. 13 is a front elevation view of a fifth embodiment of the electric fireplace insert, the only difference between this and the first embodiment being an elongated width.  
 FIG. 14 is a perspective view of the electric fireplace insert of FIG. 1.  
 FIG. 15 is a perspective view of the electric fireplace insert of FIG. 7.  
 FIG. 16 is a perspective view of the electric fireplace insert of FIG. 12; and,  
 FIG. 17 is a perspective view of the electric fireplace insert of FIG. 13.  
 The broken line showing of the control panel, buttons, log sets, and top, bottom, and side portions is for the purpose of illustrating portions of the article and forms no part of the claimed design.

**1 Claim, 15 Drawing Sheets**



(56)

**References Cited**

U.S. PATENT DOCUMENTS

D654,995	S *	2/2012	Asofsky et al.	.....	D23/332	8,739,439	B2 *	6/2014	Asofsky et al.	.....	40/428
D654,996	S *	2/2012	Asofsky et al.	.....	D23/332	D717,417	S *	11/2014	Xiong	.....	D23/343
D658,750	S *	5/2012	Nemes	.....	D23/344	D717,418	S *	11/2014	Xiong	.....	D23/343
D666,281	S *	8/2012	Nemes	.....	D23/344	D719,247	S *	12/2014	Tse	.....	D23/343
8,545,216	B2 *	10/2013	Deng	.....	431/280	2003/0089365	A1 *	5/2003	Fier et al.	.....	126/512
D693,918	S *	11/2013	Whalen	.....	D23/405	2006/0124121	A1 *	6/2006	Reyher	.....	126/512
						2010/0326422	A1 *	12/2010	Deng	.....	126/512
						2011/0041832	A1 *	2/2011	Binzer	.....	126/544
						2012/0155075	A1 *	6/2012	Asofsky et al.	.....	362/231

\* cited by examiner

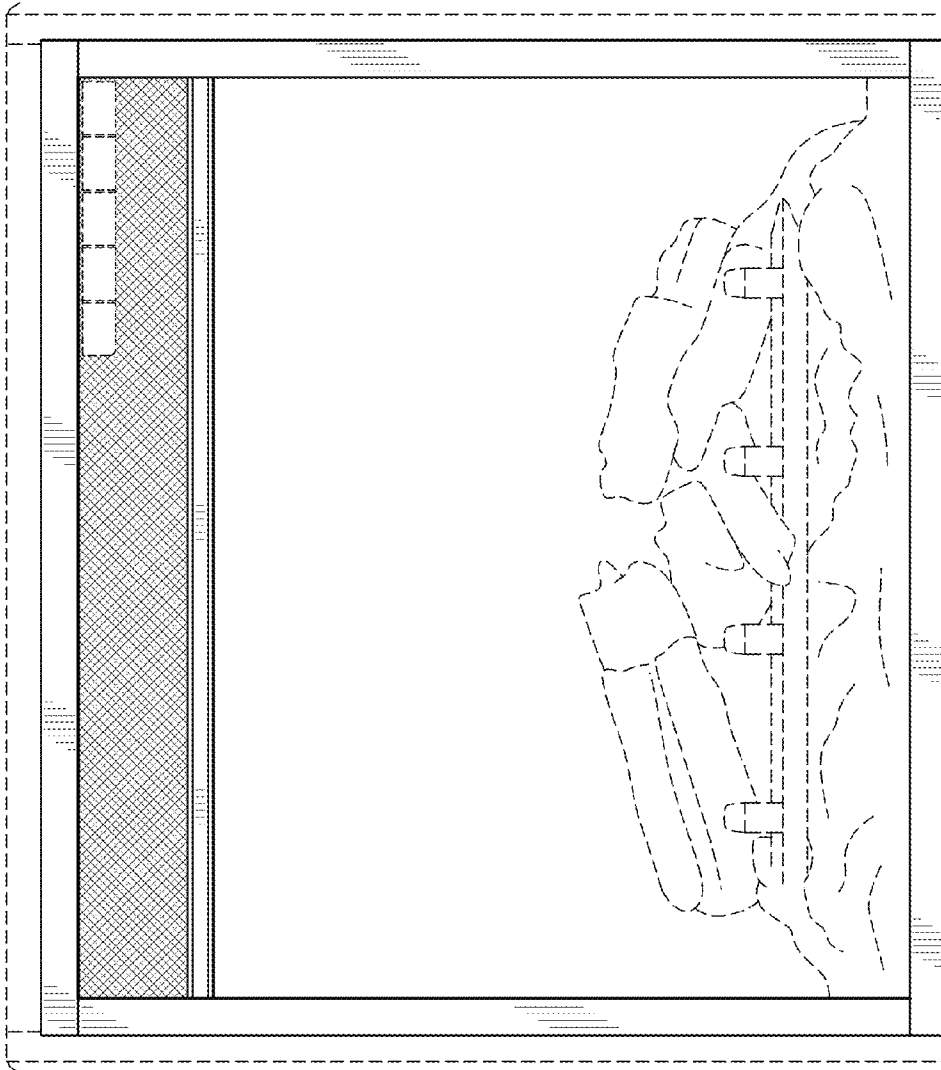


FIG. 1




FIG. 2




FIG. 3




FIG. 5




FIG. 4

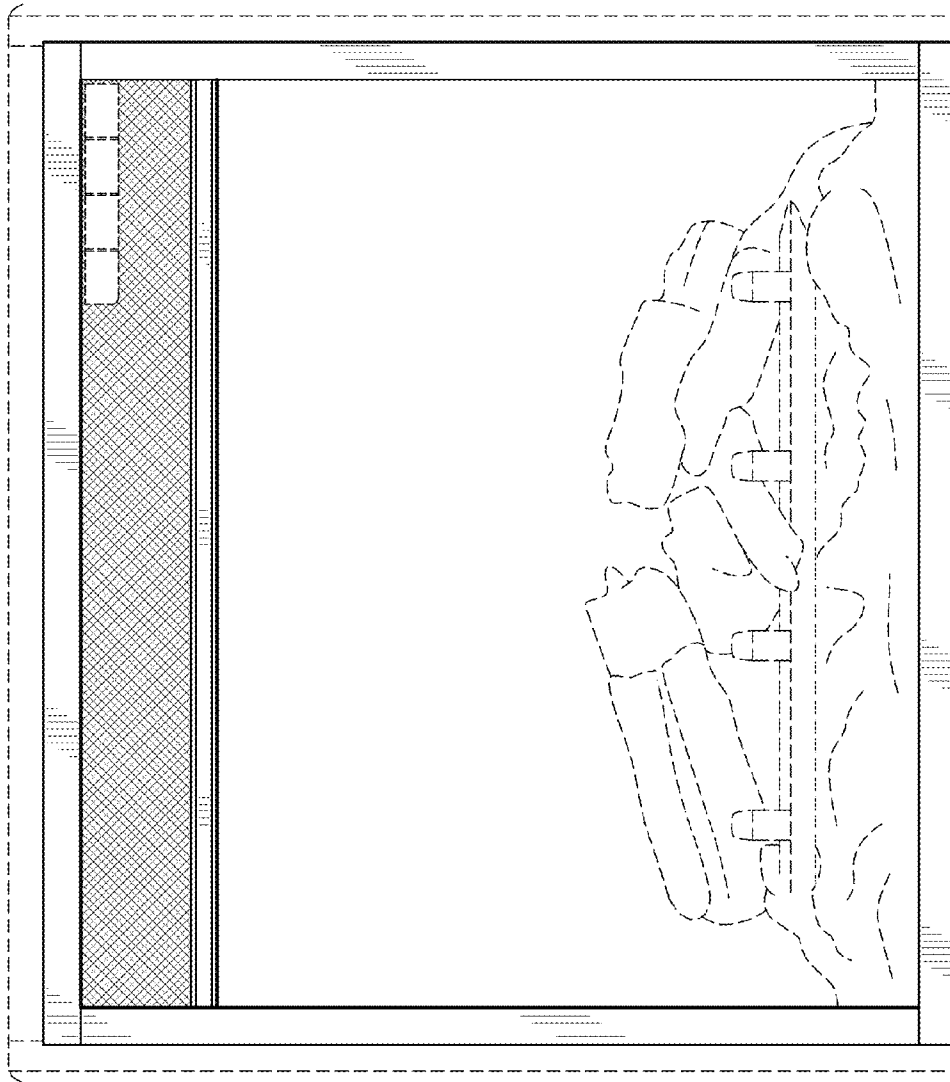


FIG. 6

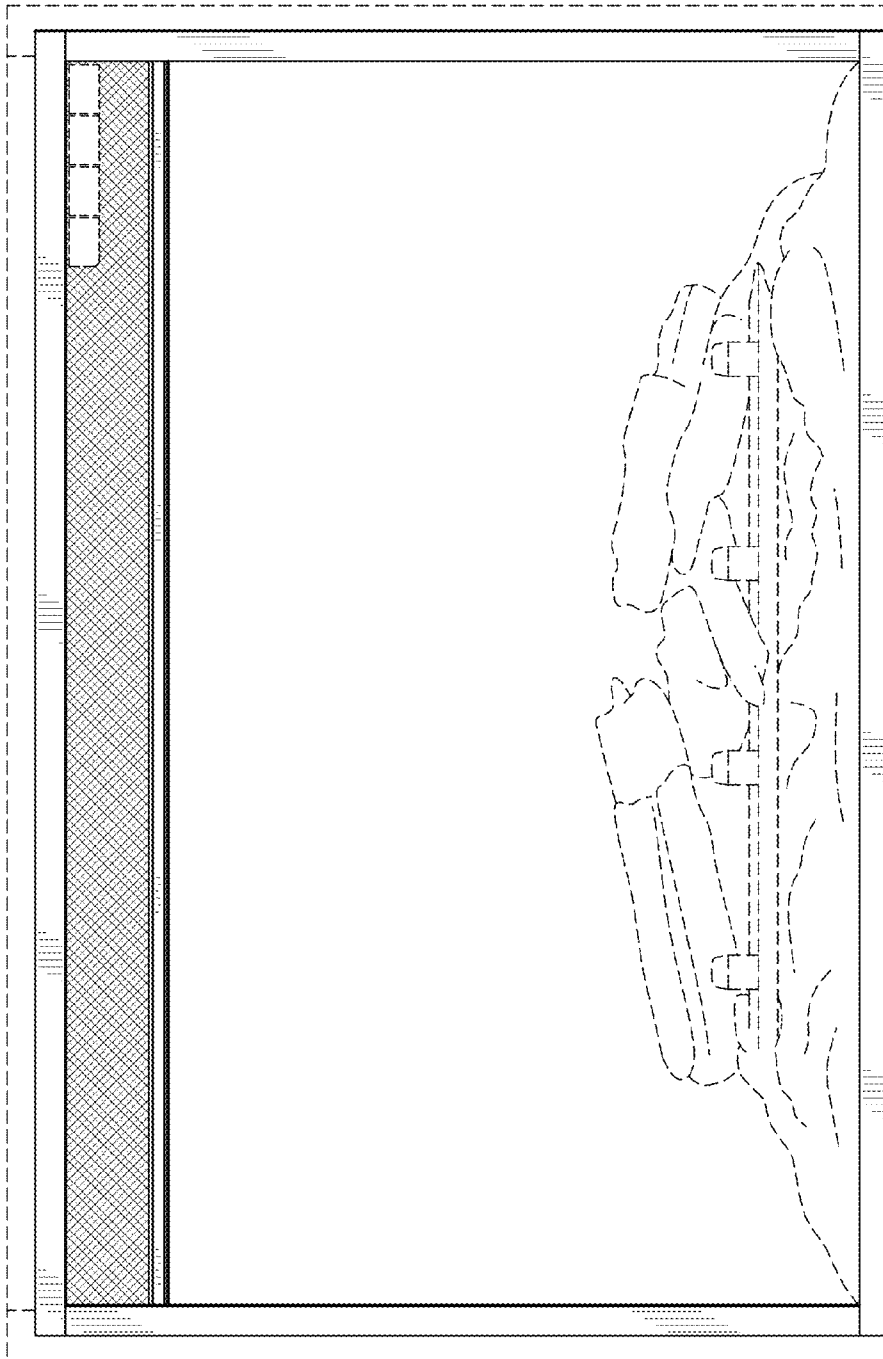


FIG. 7




FIG. 8




FIG. 9




FIG. 11




FIG. 10

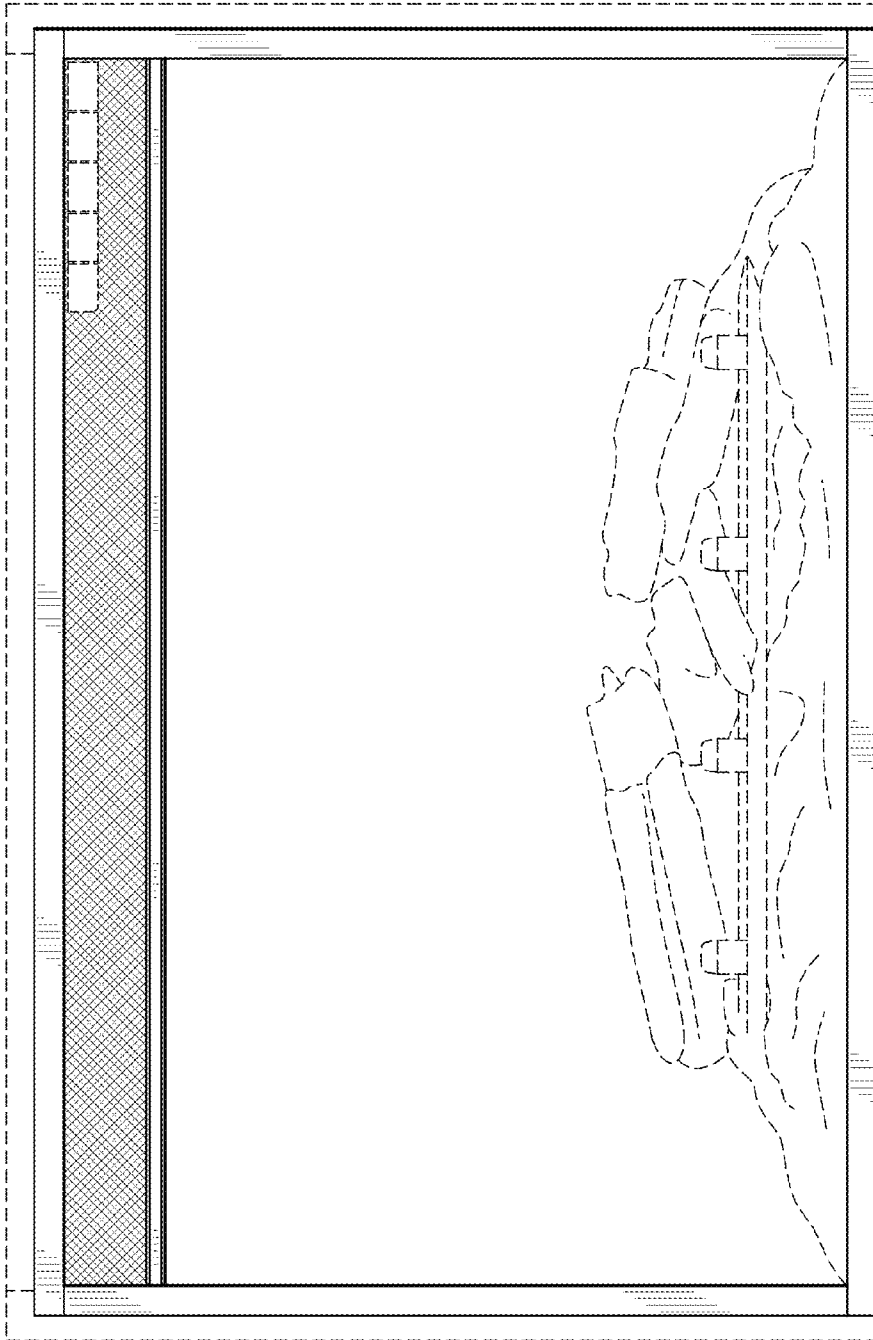


FIG. 12

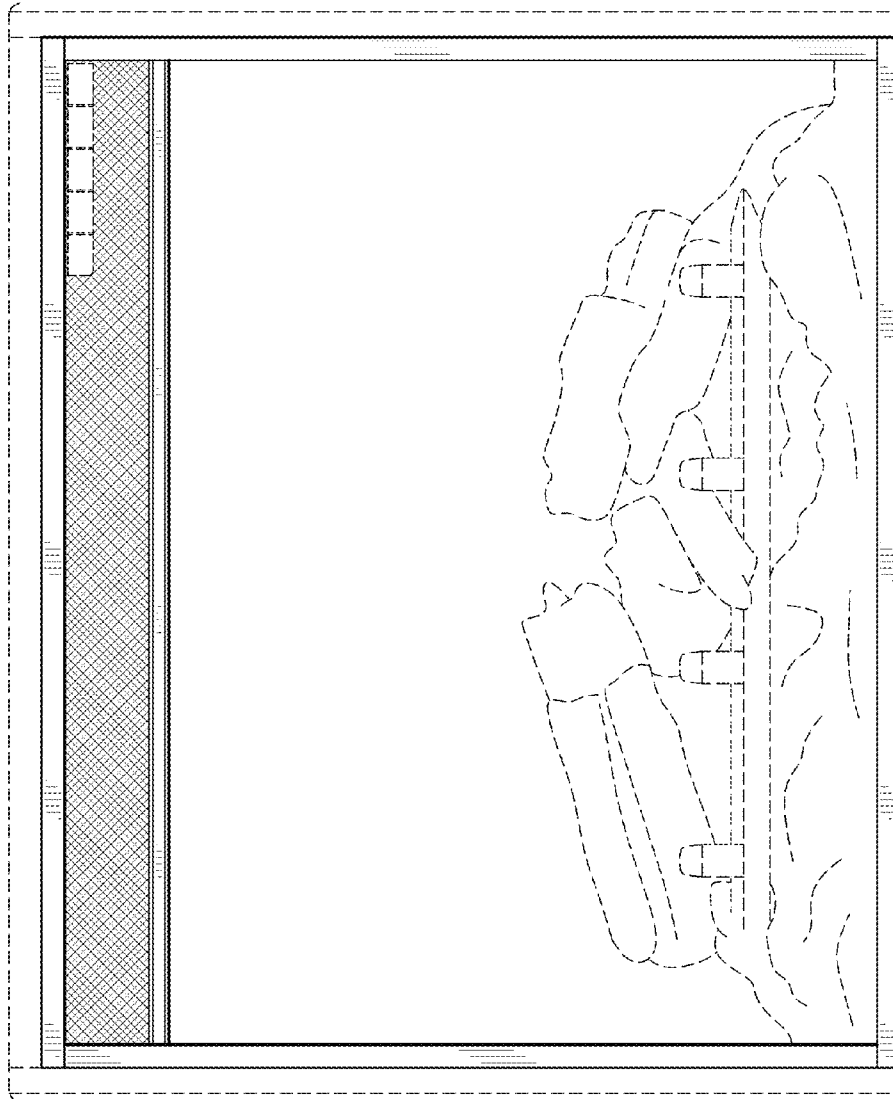


FIG. 13

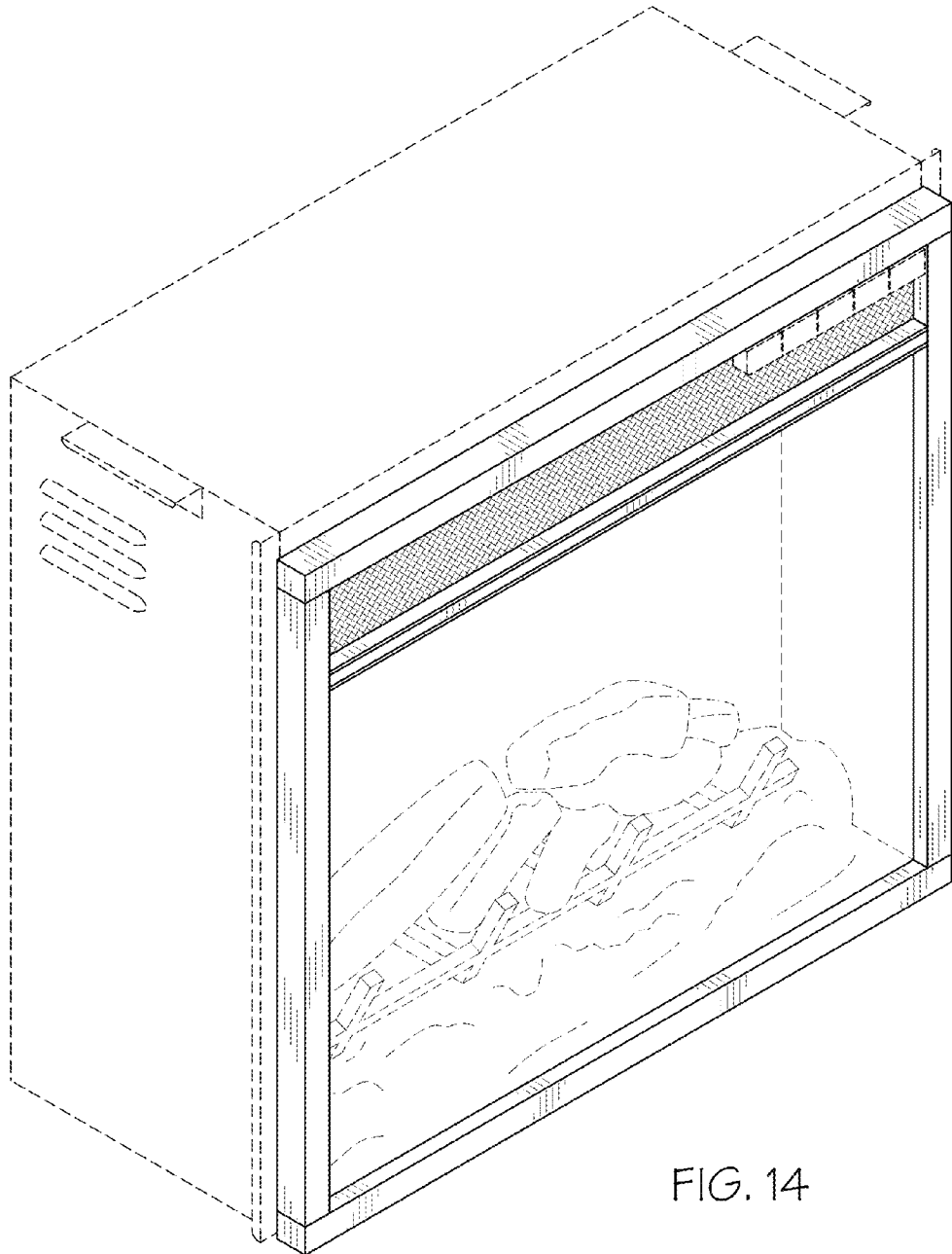


FIG. 14

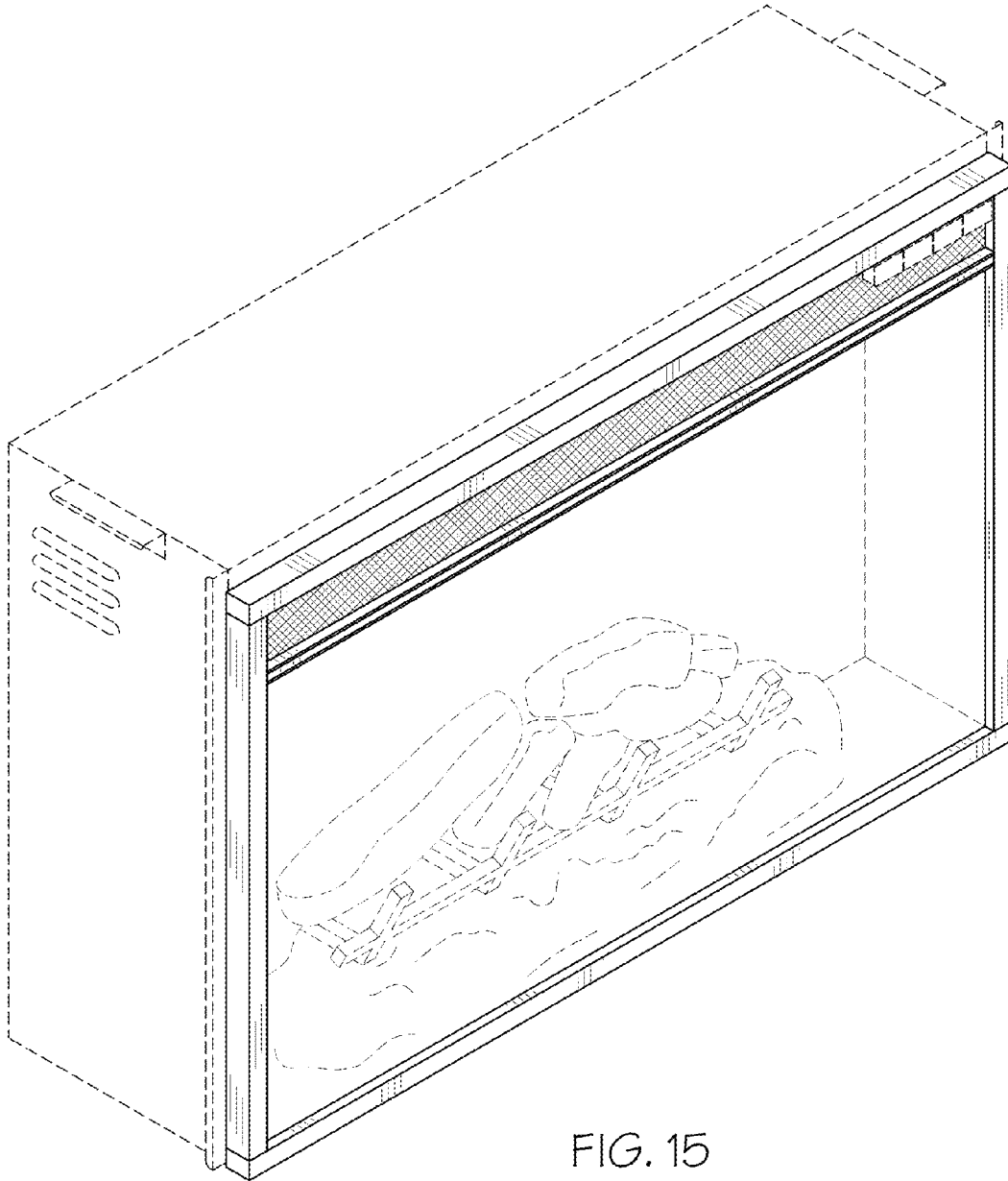


FIG. 15

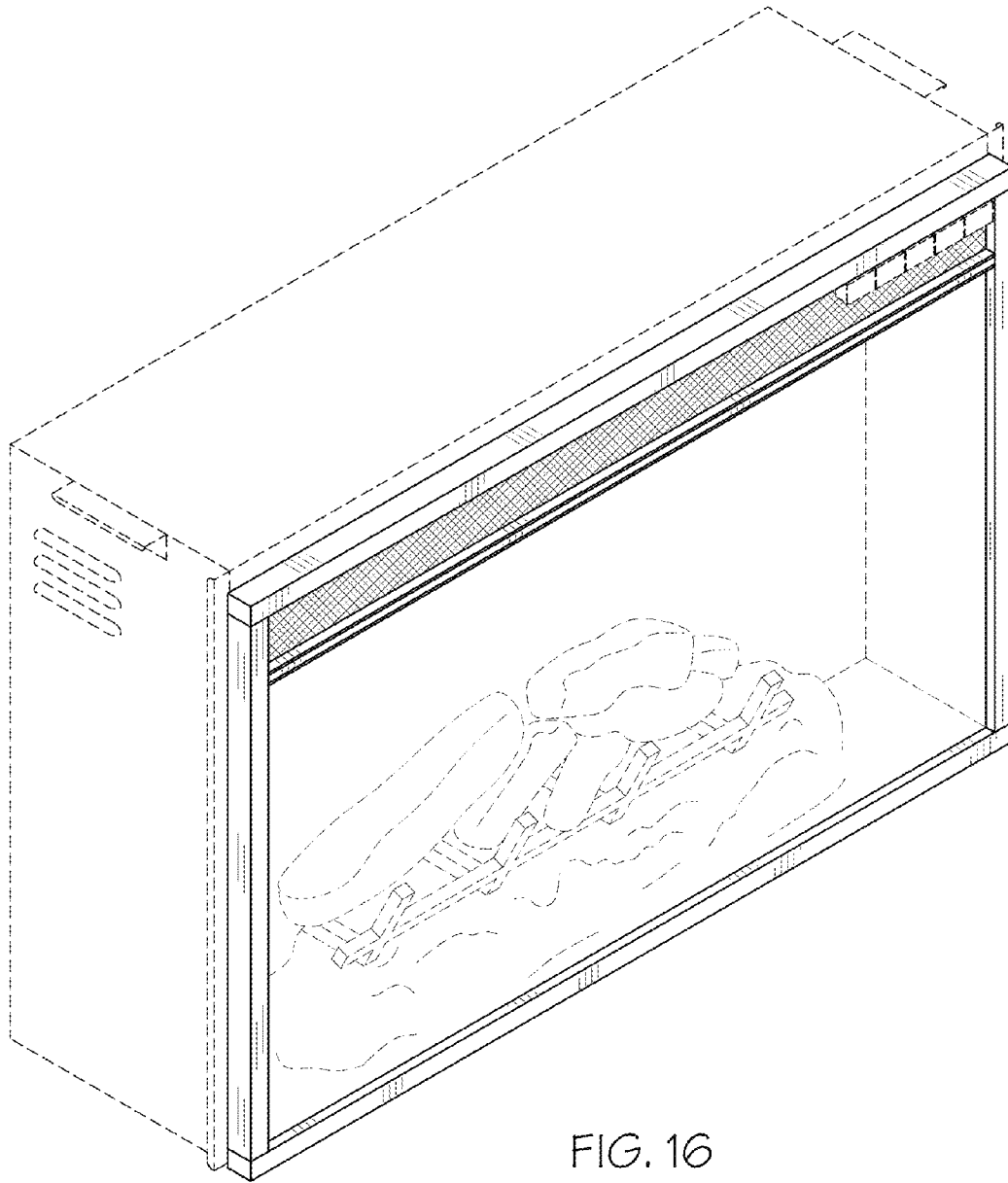


FIG. 16

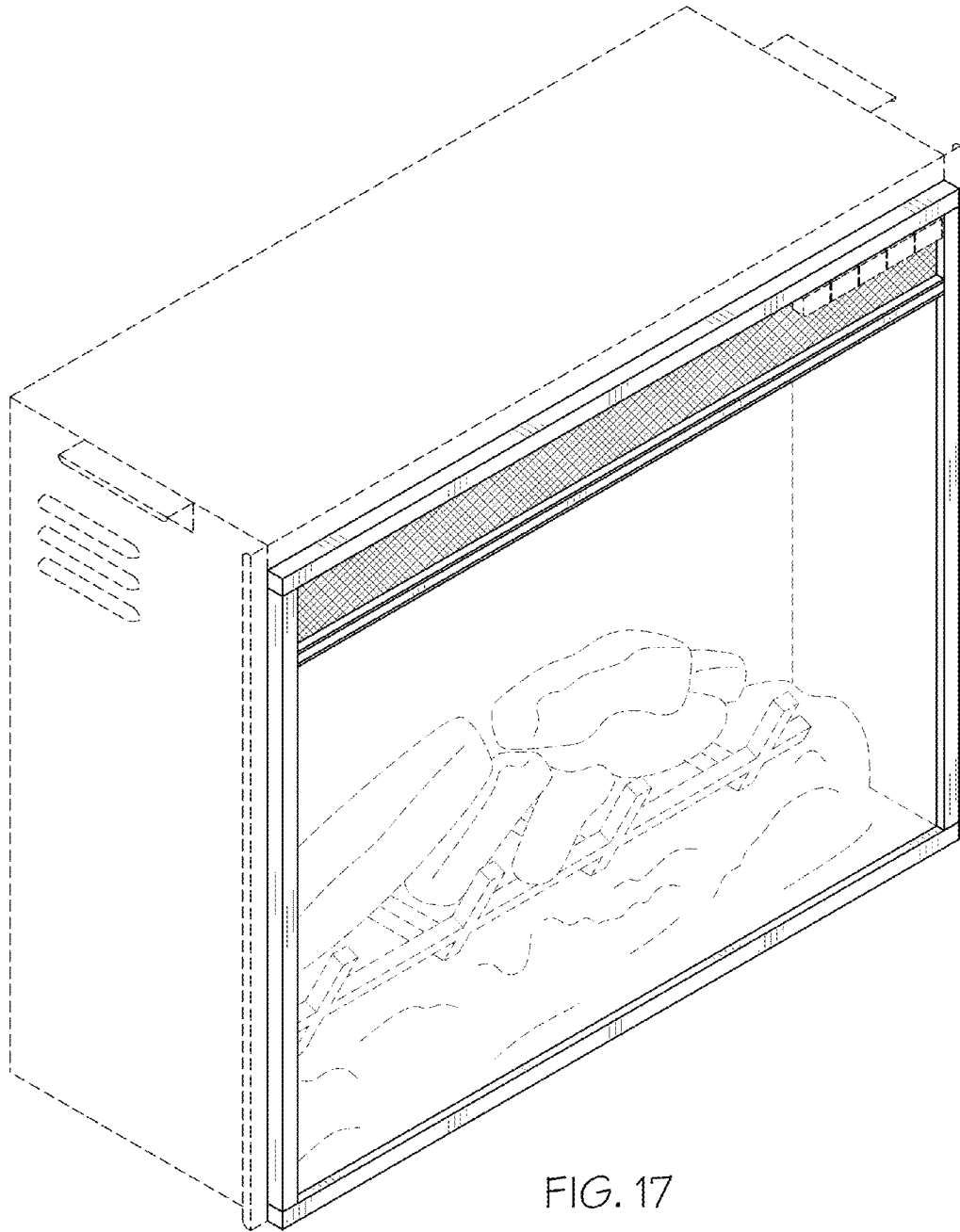


FIG. 17