



US00D404202S

United States Patent [19]
Neyton

[11] **Patent Number: Des. 404,202**
[45] **Date of Patent: **Jan. 19, 1999**

[54] **PLASTIC TOOL BOX**
[75] Inventor: **Jean-Claude Neyton**, Paris, France
[73] Assignee: **FACOM**, Paris, France
[**] Term: **14 Years**
[21] Appl. No.: **72,837**
[22] Filed: **Jun. 25, 1997**

[30] **Foreign Application Priority Data**
Feb. 17, 1997 [FR] France 970922
[51] **LOC (6) Cl.** **03-01**
[52] **U.S. Cl.** **D3/295**
[58] **Field of Search** D3/294, 273, 905,
D3/295, 276, 288; 206/470, 471, 349, 372,
373, 379

[56] **References Cited**
U.S. PATENT DOCUMENTS
D. 308,750 6/1990 Hillinger D3/905
D. 311,644 10/1990 Chapin et al. D3/905
D. 331,836 12/1992 Newby, Sr. D3/905
D. 343,063 1/1994 Chen D3/905
D. 345,650 4/1994 Boyd D3/905
D. 347,114 5/1994 Tengvall D3/905
D. 374,988 10/1996 Hillinger D3/273
4,998,616 3/1991 Hillinger 206/372
5,114,007 5/1992 Chen 206/373

5,145,064 9/1992 Chen 206/372
Primary Examiner—Philip S. Hyder
Attorney, Agent, or Firm—Wenderoth, Lind & Ponack,
L.L.P.


[57] **CLAIM**

The ornamental design for a plastic tool box, as shown and described.

DESCRIPTION

FIG. 1 is a front view of a plastic tool box according to the present invention;
FIG. 2 is a rear view of the plastic tool box according to the present invention;
FIG. 3 is a view of the plastic tool box according to the present invention as seen from the top and front thereof;
FIG. 4 is a view of the bottom of the tool box according to the present invention as seen from the rear and bottom of the plastic tool box;
FIG. 5 is a view of the left side of the plastic tool box according to the present invention from a slightly elevated position, also enabling the viewing of the top of the plastic toolbox; the corresponding view of the plastic tool box according to the present invention from the right side thereof is a mirror image with respect to the view of FIG. 5; and, FIG. 6 is a view of the interior of the plastic tool box according to the present invention taken from the front of the toolbox and from a slightly elevated position, and with the top of the toolbox in an open position.

1 Claim, 3 Drawing Sheets






FIG. 1




FIG. 2




FIG. 3




FIG. 4




FIG. 5




FIG. 6