



US00D597312S

(12) **United States Design Patent**
Gonzalez

(10) **Patent No.:** **US D597,312 S**

(45) **Date of Patent:** **** Aug. 4, 2009**

(54) **HANDBAG**

(75) Inventor: **Alvaro Gonzalez**, Florence (IT)

(73) Assignee: **J. Choo Limited**, London (GB)

(**) Term: **14 Years**

(21) Appl. No.: **29/263,405**

(22) Filed: **Jul. 20, 2006**

(30) **Foreign Application Priority Data**

Jan. 20, 2006 (EM) 000469937-006

(51) **LOC (9) Cl.** **03-01**

(52) **U.S. Cl.** **D3/318**

(58) **Field of Classification Search** D3/232-233,
D3/240-246, 318, 322, 324; 150/100, 103-104,
150/107-110, 114, 118-119

See application file for complete search history.

(56) **References Cited**

U.S. PATENT DOCUMENTS

D154,119 S	6/1949	Gumbrill	
D535,818 S *	1/2007	Gonzalez	D3/243
D539,032 S *	3/2007	Guyon	D3/243
D559,539 S *	1/2008	Gonzalez	D3/243
D578,767 S	10/2008	Gonzalez	

OTHER PUBLICATIONS

U.S. Appl. No. 29/262,980, filed Jul. 14, 2006.
J. Choo Limited, Filter shoe, Autumn/Winter 2006 Catalogue.
Kwiat; yellow gold, peridot, and diamond cuff; from "The Right Cuff," written by J.A.A; magazine unknown.
J. Choo Limited, Filter shoe, Autumn/Winter 2006 Catalogue - Admitted Prior Art.*

Kwiat; yellow gold, peridot, and diamond cuff; from "The Right Cuff," written by J.A.A.; magazine unknown - Admitted prior art.*

* cited by examiner

Primary Examiner—Holly H Baynham

(74) *Attorney, Agent, or Firm*—Fross Zelnick Lehrman & Zissu, P.C.; Lawrence E. Apolzon, Esq.

(57) **CLAIM**

The ornamental design for a handbag, as shown and described.

DESCRIPTION

FIG. 1 is a front perspective view of an alternative embodiment of the handbag;

FIG. 2 is front view of the alternative embodiment of the handbag shown in FIG. 1;

FIG. 3 is a rear view of the alternative embodiment of the handbag shown in FIG. 1;

FIG. 4 is a right side view of the alternative embodiment of the handbag shown in FIG. 1;

FIG. 5 is a left side view of the alternative embodiment of the handbag shown in FIG. 1;

FIG. 6 is a top view of the alternative embodiment of the handbag shown in FIG. 1; and,

FIG. 7 is a bottom view of the alternative embodiment of the handbag shown in FIG. 1.

The broken line showing of the handle assembly, grommets, handle, studs, and portions of the handbag is for illustrative purposes only and forms no part of the claimed design.

1 Claim, 7 Drawing Sheets





FIG. 1




FIG. 2

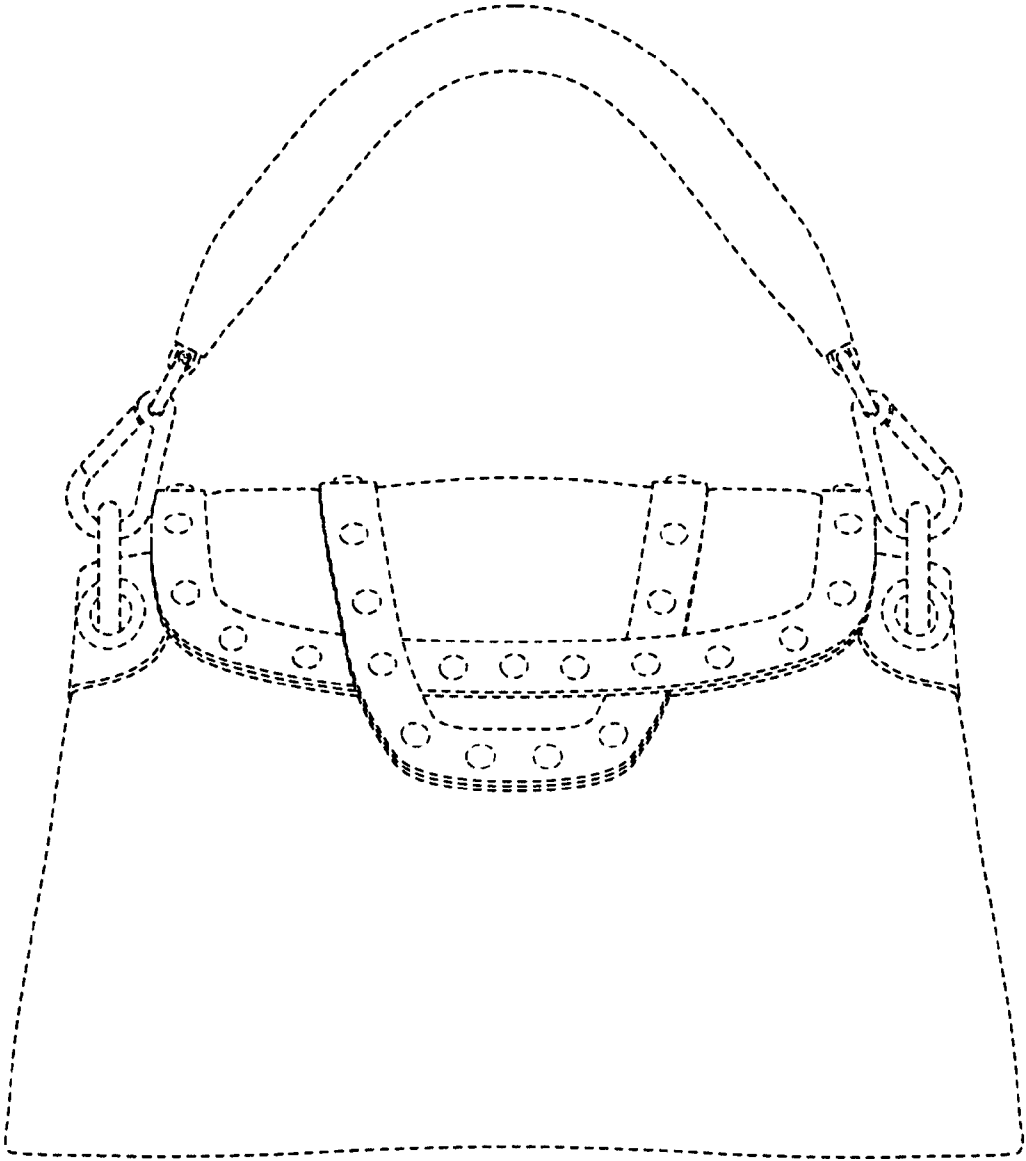


FIG. 3

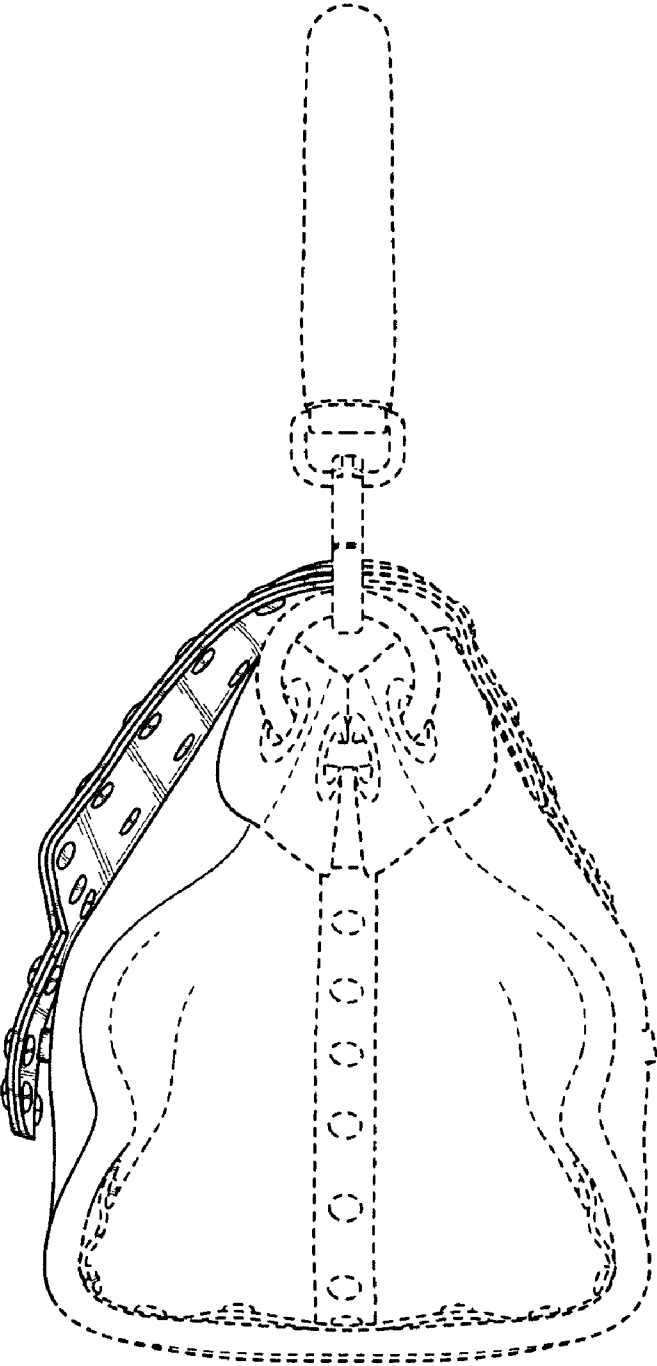


FIG. 4

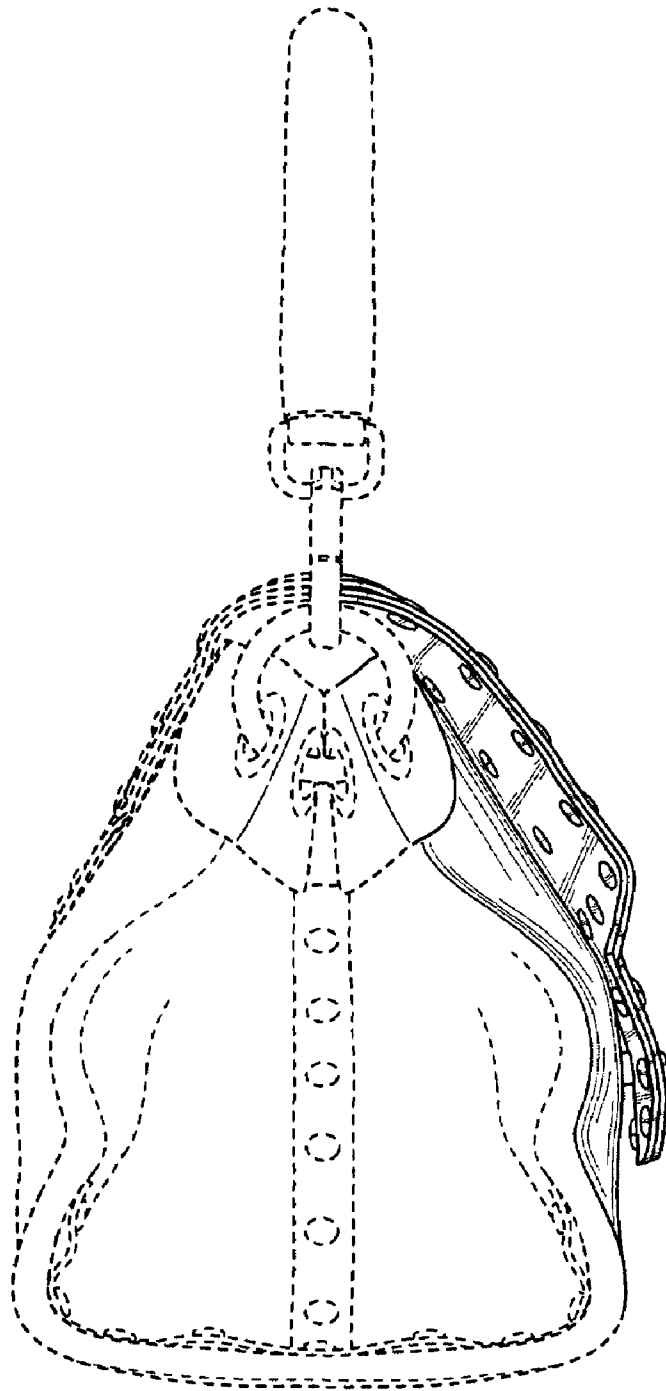


FIG. 5

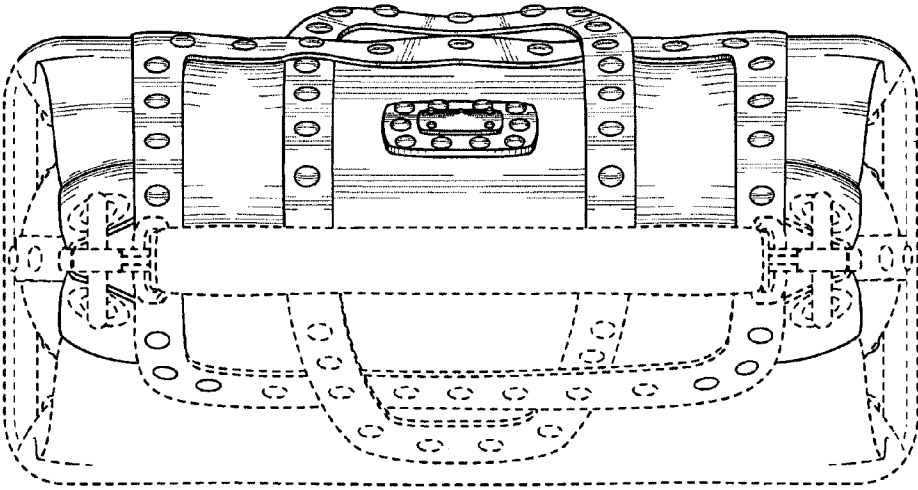


FIG. 6

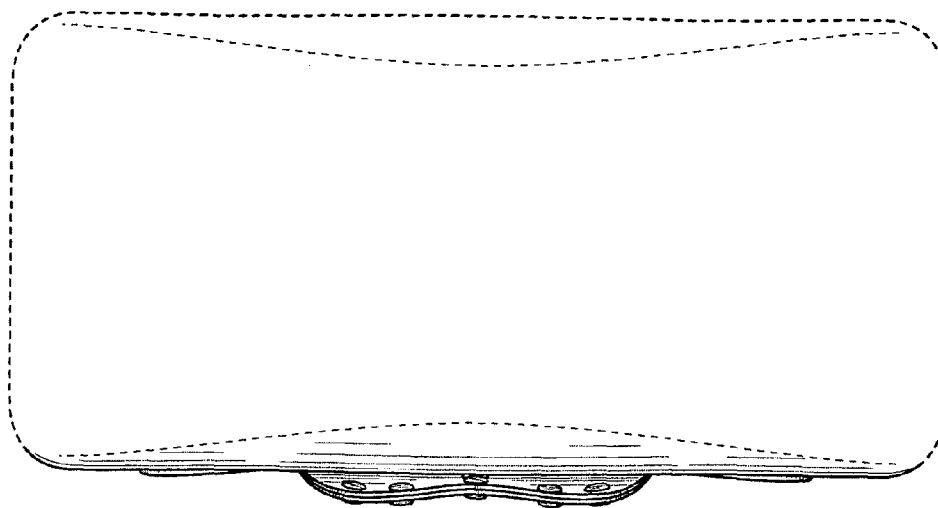


FIG. 7