



US00D484455S

(12) **United States Design Patent** (10) **Patent No.:** **US D484,455 S**
Leynaert et al. (45) **Date of Patent:** **** Dec. 30, 2003**

(54) **TIRE TREAD**

OTHER PUBLICATIONS

(75) Inventors: **Sylvain Leynaert**, Greer, SC (US);
Danny Thrasher, Anderson, SC (US);
Joseph Menendez, Spartanburg, SC (US)

Cavalier Defender HR Tire, 2001 Tread Design Guide, Jan. 2001, p. 21. 1/3.*
Riken Raptor ZR Tire, 2001 Tread Design Guide, Jan. 2001, p. 60. 4/5.*
Trivant Defender HR Tire, 2001 Tread Design Guide, Jan. 2001, p. 70. 2/3.*

(73) Assignee: **Michelin Recherche et Technique S.A.** (CH)

* cited by examiner

(**) Term: **14 Years**

Primary Examiner—Robert M. Spear

(21) Appl. No.: **29/175,865**

(74) *Attorney, Agent, or Firm*—Christopher P. Crecente; Martin Farrell; Robert R. Reed

(22) Filed: **Feb. 12, 2003**

(57) **CLAIM**

(51) **LOC (7) Cl.** **12-15**

The ornamental design for a tire tread, as shown and described.

(52) **U.S. Cl.** **D12/555**

(58) **Field of Search** D12/500, 501,
D12/551, 552, 553, 554, 555, 556; 152/209.1,
209.09, 209.13, 209.25, 209.18

DESCRIPTION

(56) **References Cited**

U.S. PATENT DOCUMENTS

D330,882 S	11/1992	Hasegawa	D12/147
5,435,364 A	7/1995	Hasegawa	152/209 R
6,095,215 A	8/2000	Hutson et al.	152/290.15
D437,268 S	* 2/2001	Reid et al.	D12/555
D446,170 S	8/2001	Williams	D12/146
D450,293 S	* 11/2001	Williams	D12/565
D451,866 S	* 12/2001	Ratliff, Jr. et al.	D12/551
D459,291 S	* 6/2002	Ratliff, Jr. et al.	D12/551

FIG. 1 is a perspective view of a tire tread showing our new design, it being understood that the tread pattern is repeated throughout the circumference of the tire, and that the broken line illustrates the location of a sidewall and bead, but forms no part of the claimed design;

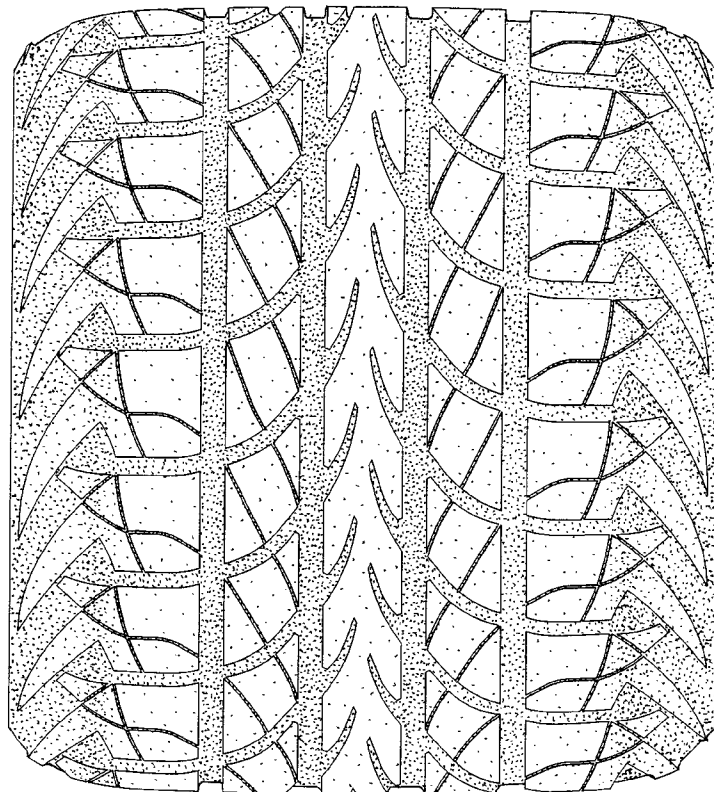
FIG. 2 is an enlarged fragmentary plan view of the tire tread illustrated in **FIG. 1**;

FIG. 3 is a side view of the tire tread; and,

FIG. 4 is the opposite side view of the tire tread.

The broken lines in the drawings depict environmental structure, which forms no part of the claimed design.

1 Claim, 4 Drawing Sheets



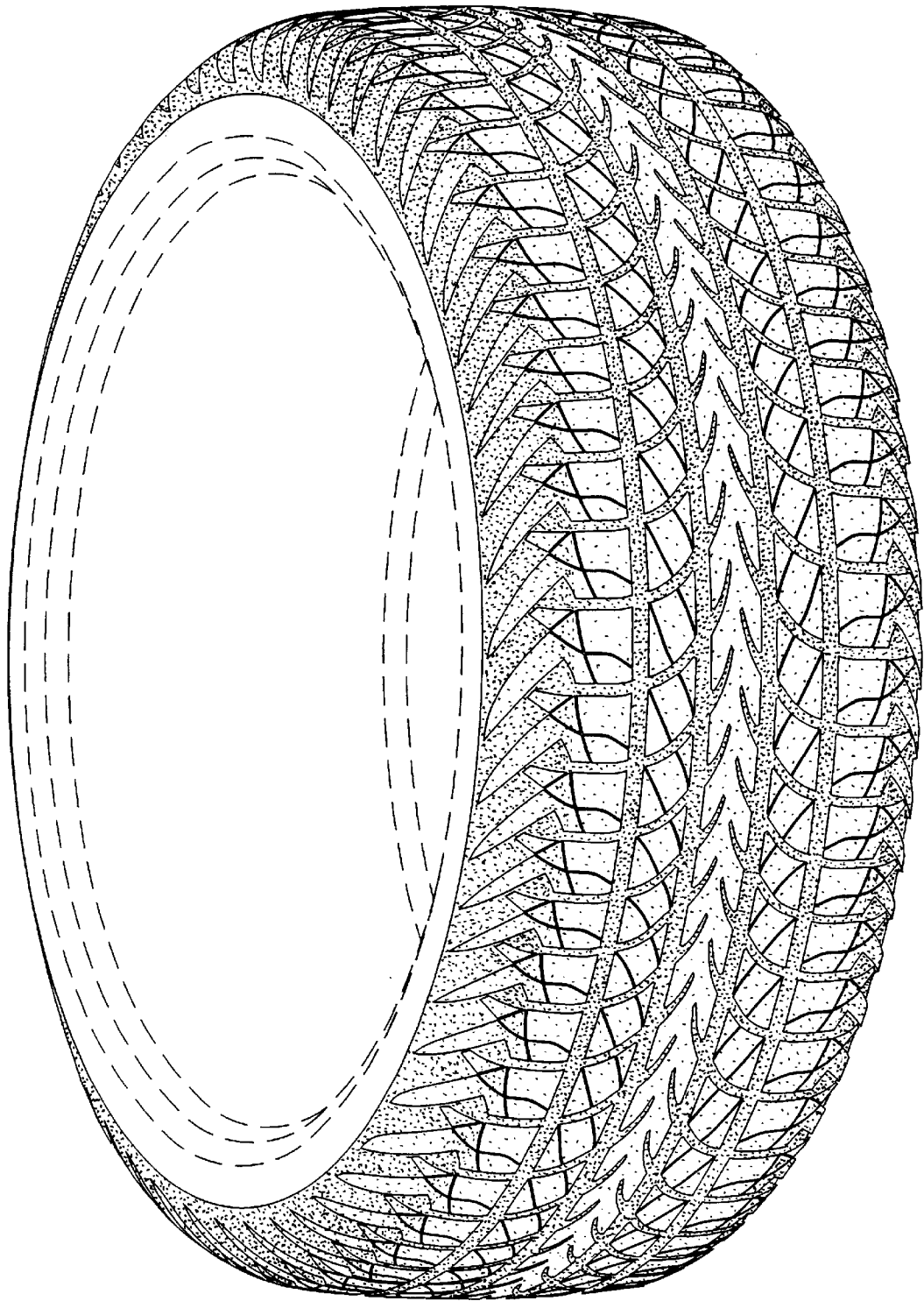


Fig. 1

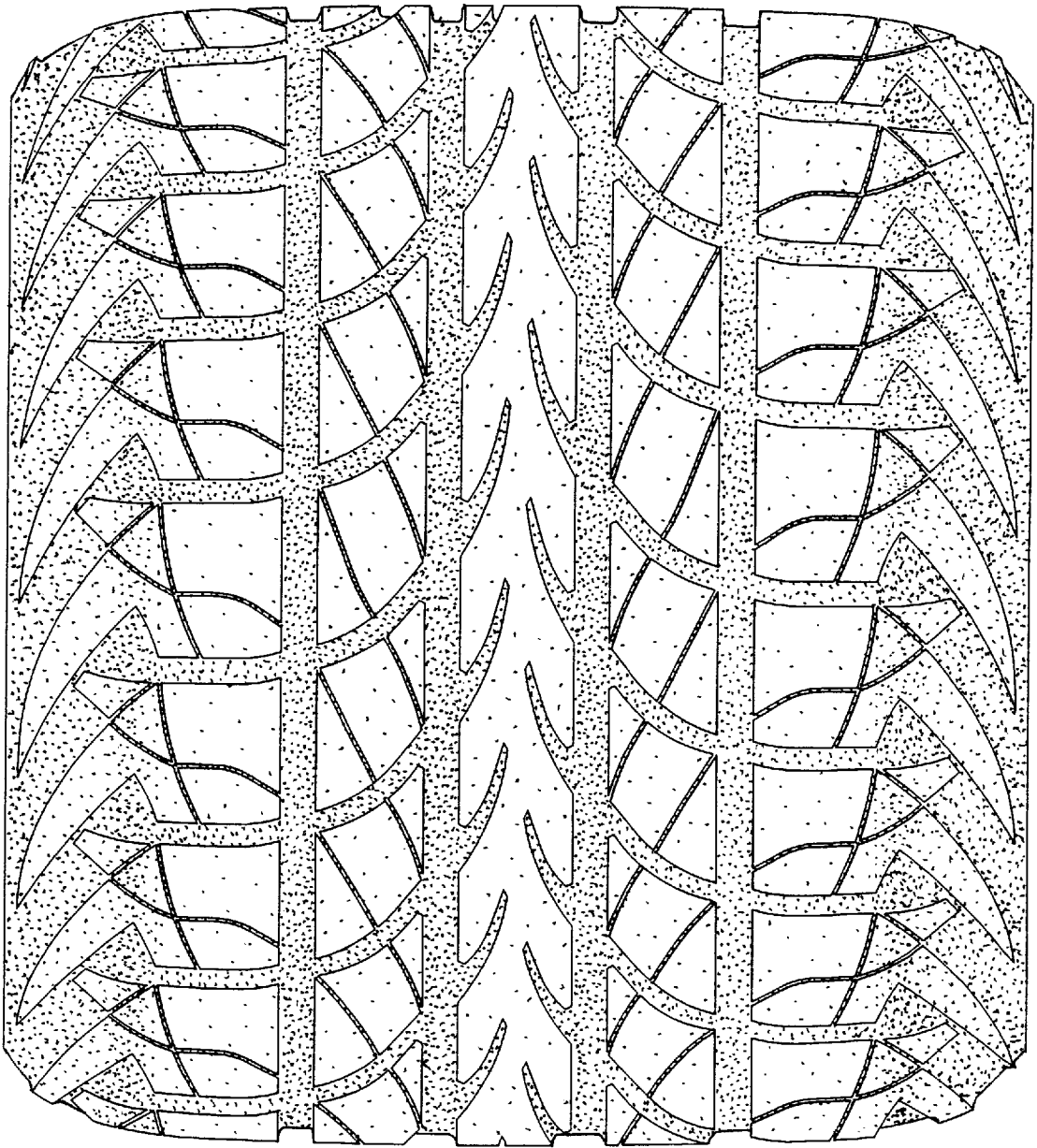


Fig. 2




Fig. 3

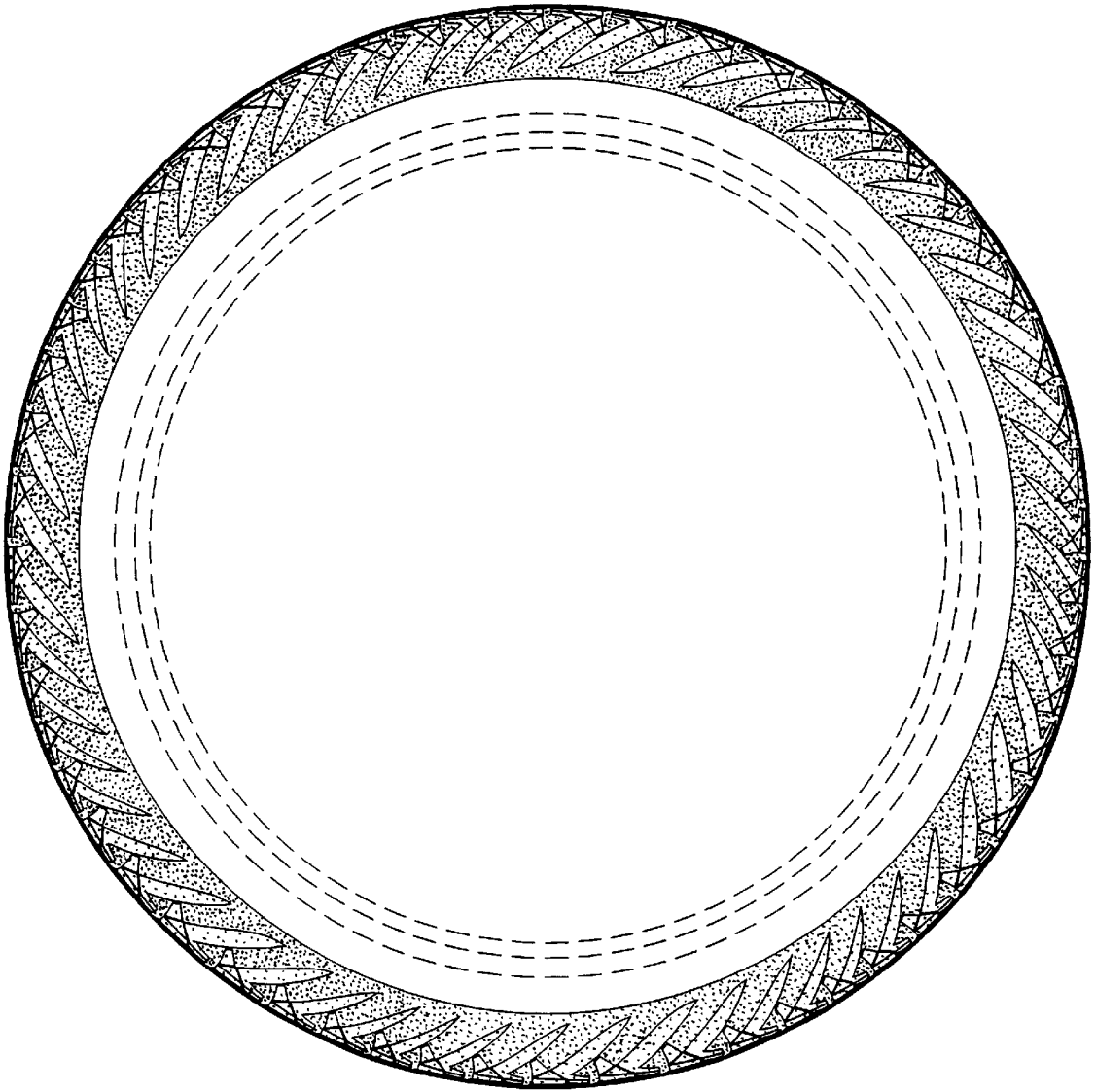


Fig. 4