

McALEER & SHIVELY.

Weighing Faucet.

No. 35,530.

Patented June 10, 1862.

Fig. 2.

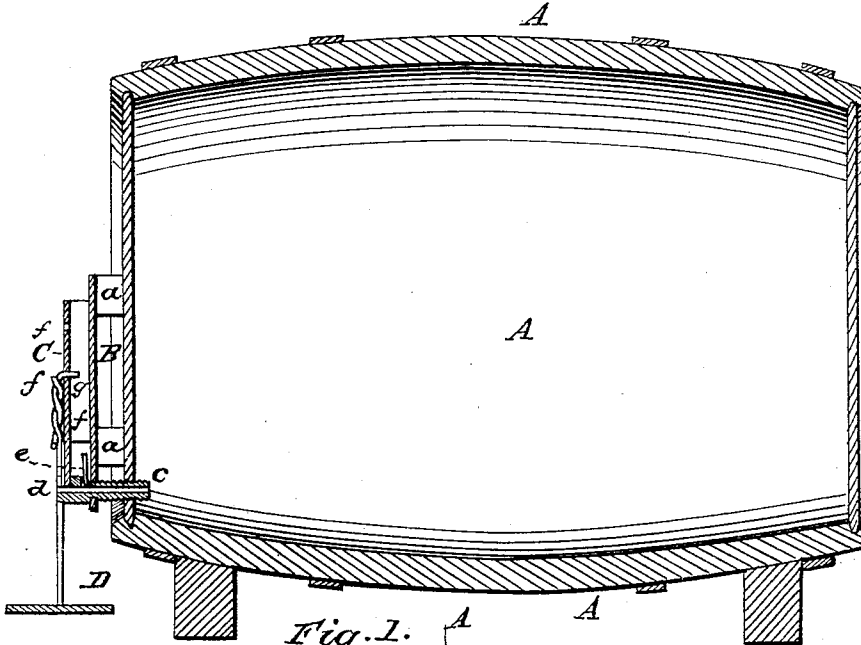


Fig. 1.

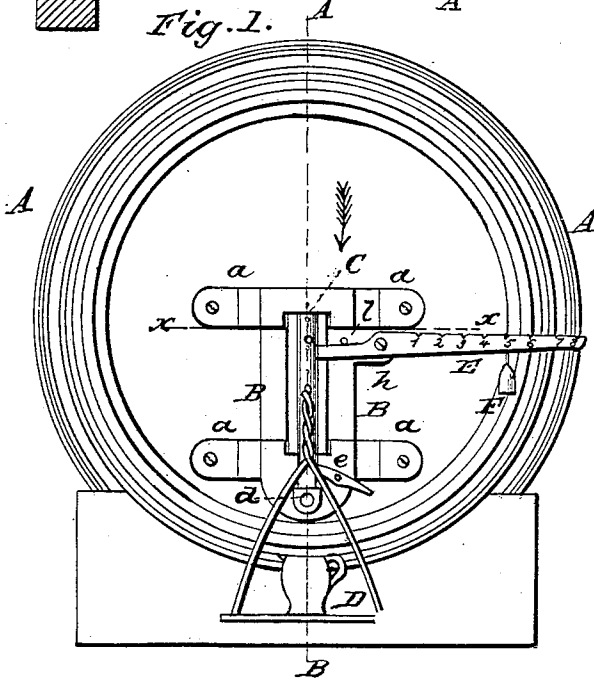
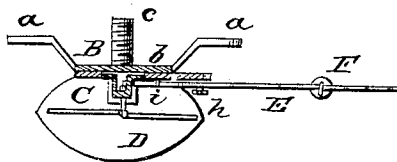


Fig. 3.



Witnesses.
John V. Jacobs
A. C. Macdonald

Inventor
C. H. McAleer
Josiah Shively
Thos. H. Dodge
Attorney

UNITED STATES PATENT OFFICE.

C. H. MCALEER AND JOSIAH SHIVELY, OF CANTON, OHIO.

IMPROVEMENT IN WEIGHING-FAUCETS.

Specification forming part of Letters Patent No. 35,530, dated June 10, 1862.

To all whom it may concern:

Be it known that we, C. H. MCALEER and JOSIAH SHIVELY, both of Canton, in the county of Stark and State of Ohio, have invented certain new and useful improvements in devices for weighing molasses out of a barrel or hogshead, instead of measuring the same; and we do hereby declare that the following is a full, clear, and exact description of the same, reference being had to the accompanying drawings, which form a part of this specification, and in which—

Fig. 1 represents a front view of the apparatus when applied to use. Fig. 2 represents a longitudinal section on line A B, Fig. 1; and Fig. 3 represents a cross-section of the device on line *x x*, Fig. 1, the device being detached and represented as seen when viewed in the direction of arrow 1, Fig. 1.

In the drawings, A represents the barrel or hogshead, B the main plate of the weighing device, which is provided with four curved or bent arms, *a a a a*, on its inside and with a dovetailed groove, *b*, on its front or outside.

The main plate B is provided with a spigot, *c*, the latter being cast with the plate B, and provided with a screw-thread or rough taper end to enter the head of the barrel, as is usual. In the dovetailed groove *b* works a sliding valve, C, whose lower end when down closes securely the opening or hole *d* in the spigot *c*. In rear of the valve C is a regulating-valve, *e*, by which the flow of the molasses can be regulated.

The front upper part of the valve C is perforated with holes *f f f* to receive the hook *g* of the scale-platform D.

E is the scale-beam, properly marked, provided with a weight, F. The front end of the beam E fits loosely in an opening in one side of the upper part of valve C, and turns on a pivot or screw bolt, *h*, in a lug cast on one edge of plate B. A stop, *i*, prevents the lever E from raising valve C too high up.

Molasses may be drawn from the barrel by setting the jug or jar upon the scales and bal-

ancing it, and then moving the pea to any figure required for the quantity of molasses wanted. Then the person can leave the cellar without fear of the molasses running over, since as soon as the quantity of molasses required has run into the jug the weight of molasses causes the valve to go down and close the spigot, whereas in the old way of drawing the person must remain or else run the risk of letting it run over the measure. In this way we save molasses for the merchant, and the purchaser gets the quantity he pays for.

In measuring in the usual way nearly one-tenth of the molasses remains in the measure.

The rear adjusting valve, *e*, may be provided with a spring or catch, if found desirable. While balancing the jug or jar the spigot is closed by valve *c*. Again, when the jug or jar is removed, the weight can be first moved toward the pivot *h*, so that the valve will remain down from its own gravity and adhesion; or a catch may be attached to the plate B, so that when the valve descends and closes the spigot it will be latched and remain down until the catch or latch is removed.

It will be observed that the parts may be differently arranged from what is shown in the drawings without departing from the principle of our invention; also, that the device is applicable for weighing various other liquids.

Having described our improved weighing device, what we claim, and desire to secure by Letters Patent, is—

1. The combination, with valve C, of the platform D and peculiarly-constructed weighing-scale beam E, substantially as set forth.

2. The combination of the rear valve, *e*, main valve C, with the spigot, substantially as and for the purposes set forth.

In witness whereof we have hereunto subscribed our names.

C. H. MCALEER.
JOSIAH SHIVELY.

In presence of—
M. RUHMAN,
J. CUVVISIN, Jr.