



US00D563473S

(12) **United States Design Patent**  
**Qiu et al.**

(10) **Patent No.:** **US D563,473 S**

(45) **Date of Patent:** **\*\* Mar. 4, 2008**

- (54) **PEN**
- (75) Inventors: **Zhiming Qiu**, Ningbo (CN); **Yu Zhou**, Ningbo (CN)
- (73) Assignee: **Beifa Group Co., Ltd.**, Ningbo (CN)
- (\*\*) Term: **14 Years**
- (21) Appl. No.: **29/275,045**
- (22) Filed: **Dec. 11, 2006**

D496,961 S *	10/2004	Daida .....	D19/43
D499,139 S *	11/2004	Oka .....	D19/47
D507,300 S *	7/2005	Qiu .....	D19/50
D508,081 S *	8/2005	Qiu .....	D19/50
D542,843 S *	5/2007	Qiu .....	D19/50
D542,844 S *	5/2007	Qiu .....	D19/51
D552,673 S *	10/2007	Rolion et al. ....	D19/47

(30) **Foreign Application Priority Data**  
Jun. 24, 2006 (CN) ..... 2006 3 0122416

- (51) **LOC (8) Cl.** ..... **19-06**
- (52) **U.S. Cl.** ..... **D19/50**
- (58) **Field of Classification Search** ..... D19/35,  
D19/36, 41-51, 53-57; 24/11 R, 11 F, 11 P;  
401/52, 99, 100, 104, 105, 106, 107, 108,  
401/109, 192, 195, 196  
See application file for complete search history.

(56) **References Cited**  
U.S. PATENT DOCUMENTS

D398,494 S	9/1998	Bickford	
D398,934 S *	9/1998	Veillon .....	D19/51
D441,015 S	4/2001	Izushima	
D441,017 S	4/2001	Gault	
D453,187 S	1/2002	Keda	
D458,964 S	6/2002	Nakazawa	
D465,519 S *	11/2002	Kennedy et al. ....	D19/43
D490,107 S *	5/2004	Wong .....	D19/50
D490,108 S	5/2004	Moon	
D492,349 S	6/2004	Qiu	
D495,002 S *	8/2004	Sung .....	D19/51

OTHER PUBLICATIONS

Qiu, Z., U.S. Appl. No. 29/229,222, filed May 3, 20005.  
Qiu, Z., et al., U.S. Appl. No. 29/249,930, filed Oct. 26, 2006.

\* cited by examiner

*Primary Examiner*—Elizabeth A. Albert  
(74) *Attorney, Agent, or Firm*—Christensen O'Connor Johnson Kindness PLLC

(57) **CLAIM**

The ornamental design for a pen, as shown and described.

**DESCRIPTION**

FIG. 1 is a front left perspective view of a pen showing our new design;

FIG. 2 is a left side elevation view thereof;

FIG. 3 is a top plan view thereof;

FIG. 4 is a front elevation view thereof;

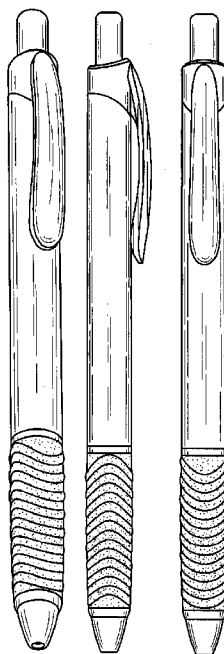
FIG. 5 is a right side elevation view thereof;

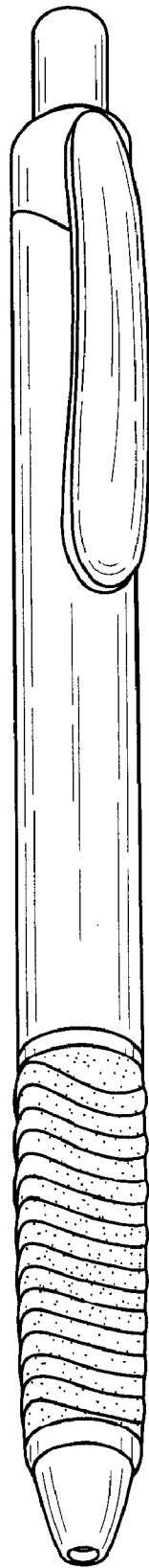
FIG. 6 is a bottom plan view thereof; and,

FIG. 7 is a rear elevation view thereof.


The stippled shading shown on a portion of the pen represents a surface texture.

**1 Claim, 3 Drawing Sheets**






*Fig. 1.*



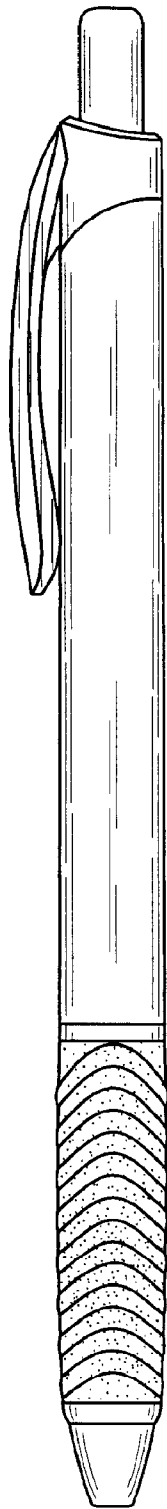
*Fig. 2.*



*Fig. 3.*




*Fig. 4.*



*Fig. 5.*



*Fig. 6.*



*Fig. 7.*

UNITED STATES PATENT AND TRADEMARK OFFICE  
**CERTIFICATE OF CORRECTION**

PATENT NO. : Des. 563,473 S  
APPLICATION NO. : 29/275045  
DATED : March 4, 2008  
INVENTOR(S) : Z. Qiu et al.

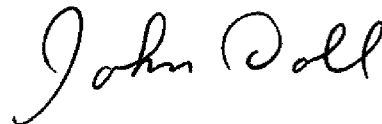
Page 1 of 1

It is certified that error appears in the above-identified patent and that said Letters Patent is hereby corrected as shown below:

Title Page, Item (30) Foreign Appl. Priority Date "2006 3 0122416" should read  
--2006 3 0122416.7--

Signed and Sealed this

Third Day of February, 2009



JOHN DOLL  
*Acting Director of the United States Patent and Trademark Office*