



(12) **United States Design Patent**
Camarella

(10) **Patent No.:** **US D701,022 S**
(45) **Date of Patent:** **** Mar. 18, 2014**

- (54) **NOVELTY HEADWEAR**
- (71) Applicant: **Chris Camarella**, Sun Valley, CA (US)
- (72) Inventor: **Chris Camarella**, Sun Valley, CA (US)
- (**) Term: **14 Years**
- (21) Appl. No.: **29/451,288**
- (22) Filed: **Mar. 29, 2013**
- (51) **LOC (10) Cl.** **02-03**
- (52) **U.S. Cl.**
USPC **D2/871**
- (58) **Field of Classification Search**
USPC D2/865, 868, 869, 870, 871, 872, 873,
D2/874, 887, 891, 892, 895; D21/611,
D21/612, 613, 659, 660; D24/199; 2/171,
2/171.02, 209.12, 195.1, 200.1;
273/DIG. 17; 446/27, 321
See application file for complete search history.

D674,969 S * 1/2013 Ratner et al. D29/102
 D674,970 S * 1/2013 Ratner et al. D29/102
 8,567,021 B2 * 10/2013 McCabe 24/586.11

OTHER PUBLICATIONS

Custom red white and blue light up mohawk—SKU No. Custom 11686-RWB [on-line]; retrieved from the Internet on Dec. 16, 2013.
 URL: ><http://www.alightpromos.com/custom-white-blue-light-mohawk-p-100993.html><. (3 pages).*

* cited by examiner

Primary Examiner — Karen E Eldridge Powers
 (74) *Attorney, Agent, or Firm* — James A. Italia; Italia IP

(56) **References Cited**

U.S. PATENT DOCUMENTS

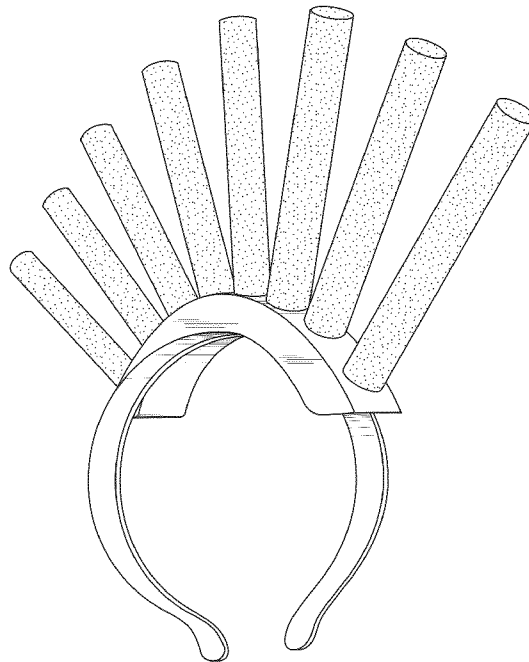
D99,485	S	*	4/1936	Weber	D4/127
3,050,071	A	*	8/1962	Hall	132/212
D208,351	S	*	8/1967	Harmer	D29/122
4,813,680	A	*	3/1989	Rudell et al.	273/249
D442,746	S	*	5/2001	Belcher	D29/122
D500,580	S	*	1/2005	Rothschild	D2/866
6,842,911	B2	*	1/2005	Yeh	2/171.02
D602,680	S	*	10/2009	Lopez	D2/891
D635,337	S	*	4/2011	Kelly et al.	D2/866
D636,560	S	*	4/2011	Kelly et al.	D2/874
D662,288	S	*	6/2012	Murphy	D2/869
D671,263	S	*	11/2012	Weigl, Jr.	D28/41

DESCRIPTION

(57) **CLAIM**
 The ornamental design for a novelty headwear, as shown and described.

FIG. 1 is a perspective view of the headwear, showing my new design;
FIG. 2 is a front elevation view of the design shown in **FIG. 1**;
FIG. 3 is a left-side elevational view of the headwear as shown in **FIG. 1**;
FIG. 4 is a top plan view of the headwear as shown in **FIG. 1**;
FIG. 5 is a bottom plan view of the headwear as shown in **FIG. 1**; and,
FIG. 6 is a bottom plan view of the headwear as shown in **FIG. 1** in alternate form.

1 Claim, 5 Drawing Sheets



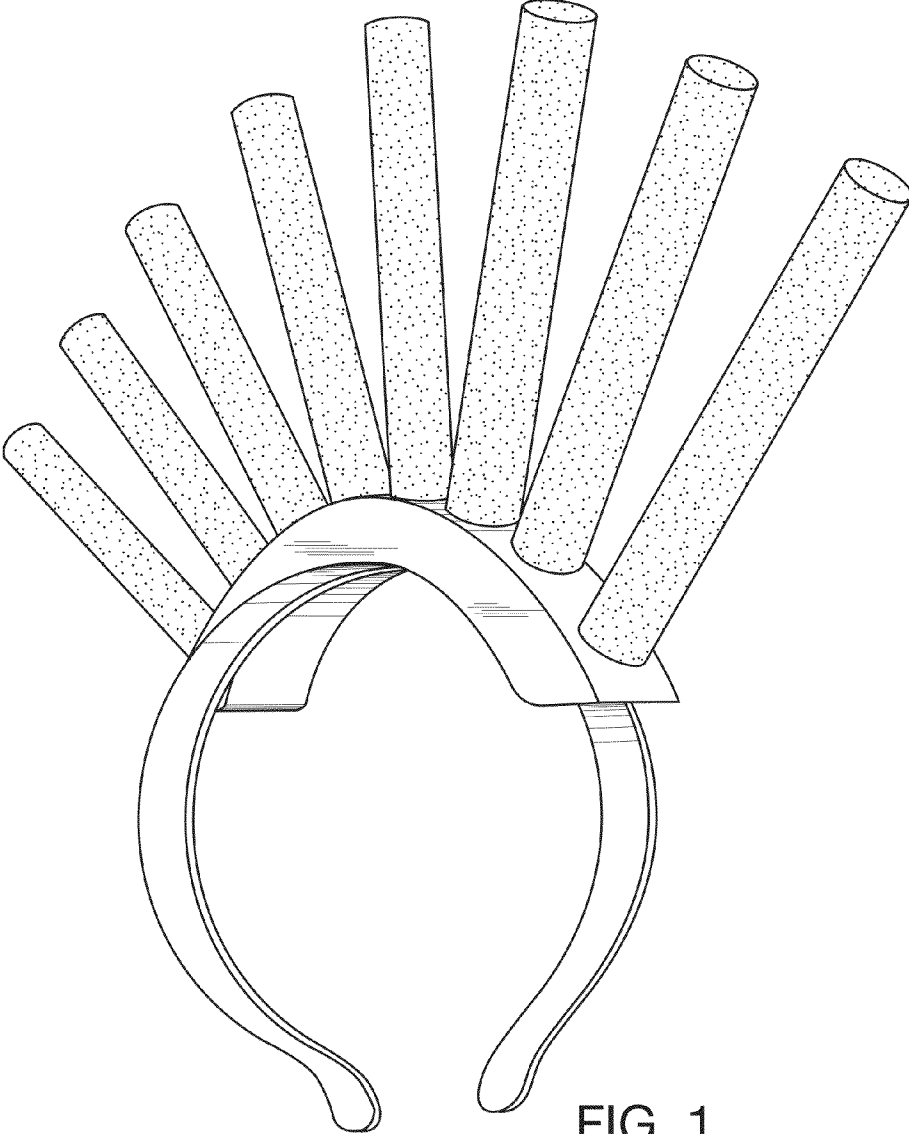


FIG. 1

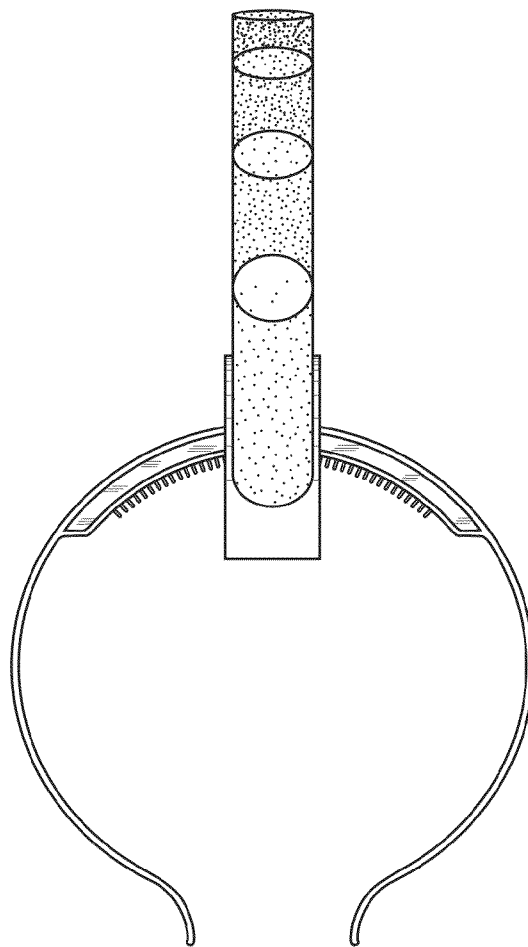


FIG. 2

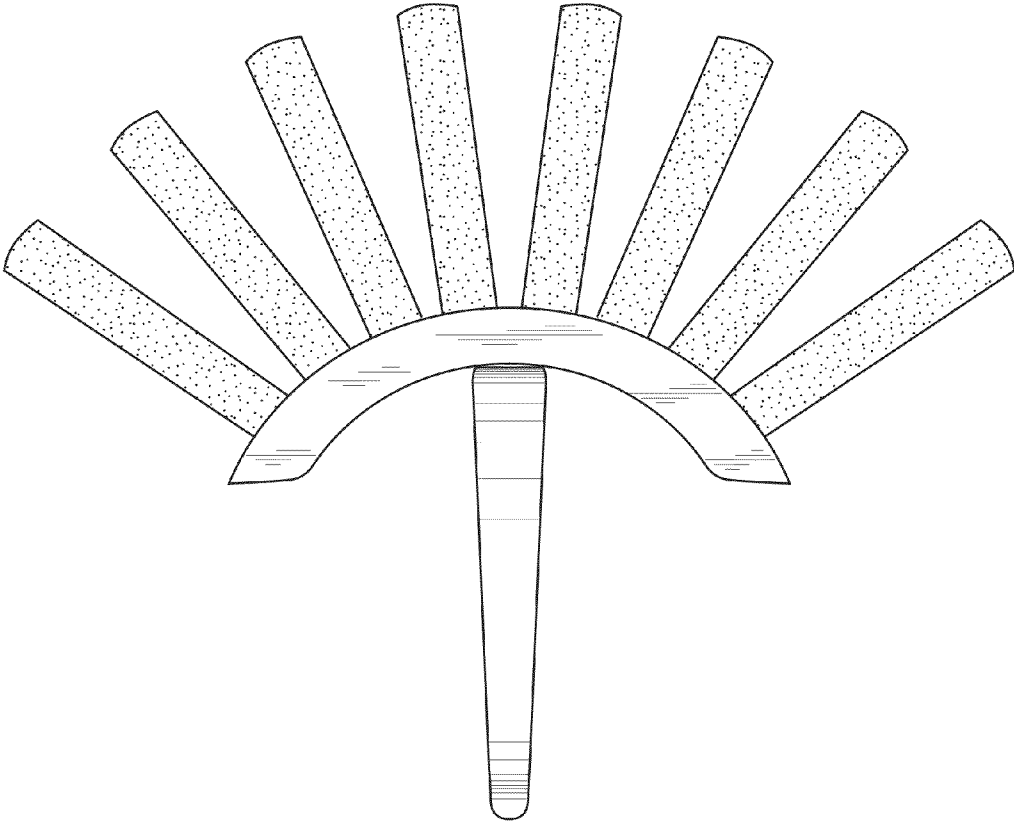


FIG. 3

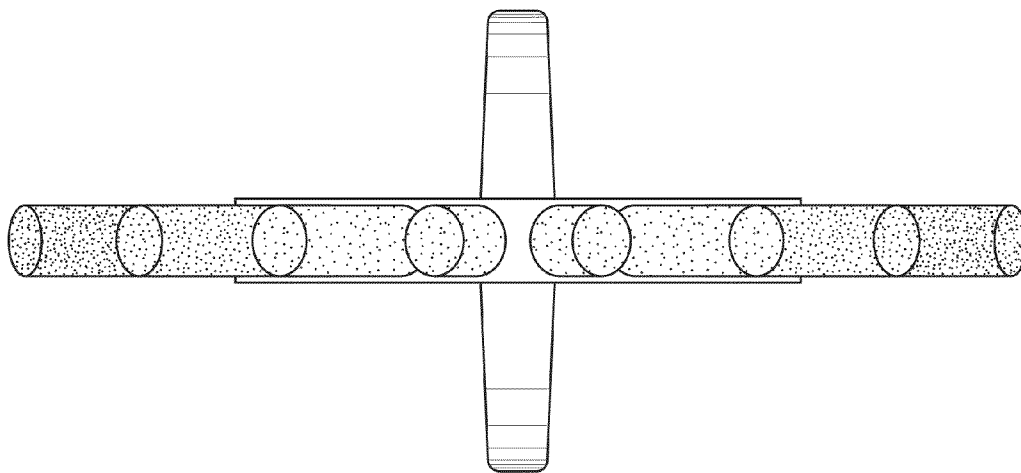


FIG. 4

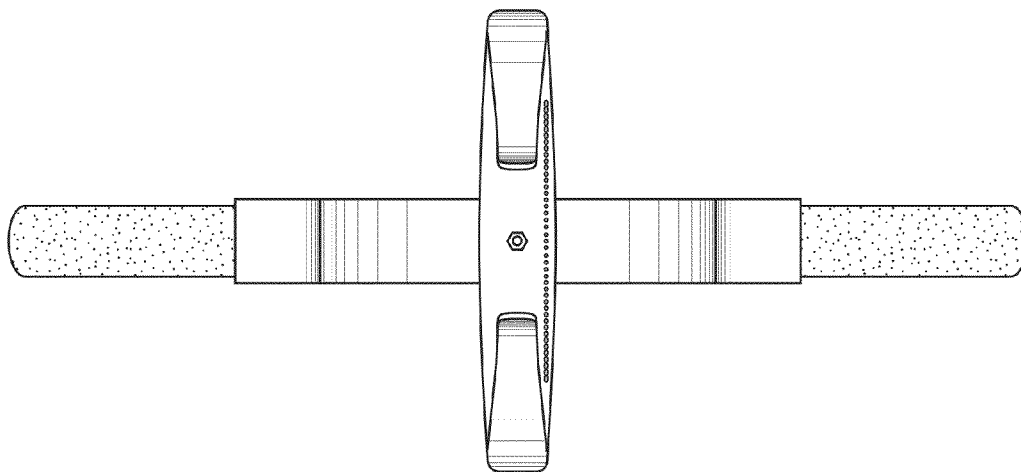


FIG. 5

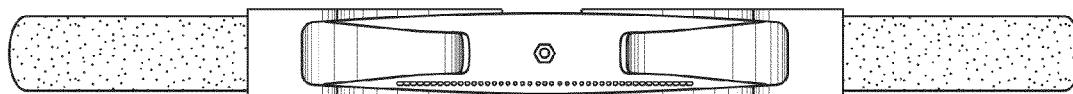


FIG. 6