



US00D496499S1

(12) **United States Design Patent**  
**Kittelsen et al.**

(10) **Patent No.:** **US D496,499 S**

(45) **Date of Patent:** **\*\* Sep. 21, 2004**

(54) **BUTTON LOGO CAP**

(75) Inventors: **Jon D. Kittelsen**, Fridley, MN (US);  
**William A. Cook**, Lakeville, MN (US)

(73) Assignee: **Bite Tech, Inc.**, Minneapolis, MN (US)

(\*\*) Term: **14 Years**

(21) Appl. No.: **29/188,761**

(22) Filed: **Aug. 21, 2003**

**Related U.S. Application Data**

(63) Continuation-in-part of application No. 10/460,886, filed on Jun. 12, 2003.

(51) **LOC (7) Cl.** ..... **09-03**

(52) **U.S. Cl.** ..... **D29/122**

(58) **Field of Search** ..... D29/102-107,  
D29/122; 2/410, 412-414, 421-425, 9,  
6.1-6.2; 128/861-862, 859; D30/153-154;  
D11/220; D8/382-383, 349, 396, 394, 354,  
367; D13/153, 133; 24/16 PB; 279/19.5,  
9.1; 220/375

(56) **References Cited**

**U.S. PATENT DOCUMENTS**

2,440,684 A \* 5/1948 Huelster ..... 24/677  
3,210,820 A \* 10/1965 Humiston ..... 24/704.1  
D259,699 S \* 6/1981 Hughes ..... D8/367  
D264,141 S \* 5/1982 Hellberg ..... D29/122

4,391,000 A \* 7/1983 Lonnstedt ..... 2/423  
D303,641 S \* 9/1989 Aoki ..... D11/220  
D309,857 S \* 8/1990 Fenton ..... D8/373  
D317,561 S \* 6/1991 Stubbings ..... D8/367  
D356,188 S \* 3/1995 Kittelsen ..... D29/122  
5,978,973 A \* 11/1999 Chartrand ..... 2/422  
D477,246 S \* 7/2003 Takeda ..... D11/220  
6,708,339 B1 \* 3/2004 Smith, Jr. .... 2/9

\* cited by examiner

*Primary Examiner*—Ruth McInroy

(74) *Attorney, Agent, or Firm*—Briggs and Morgan

(57) **CLAIM**

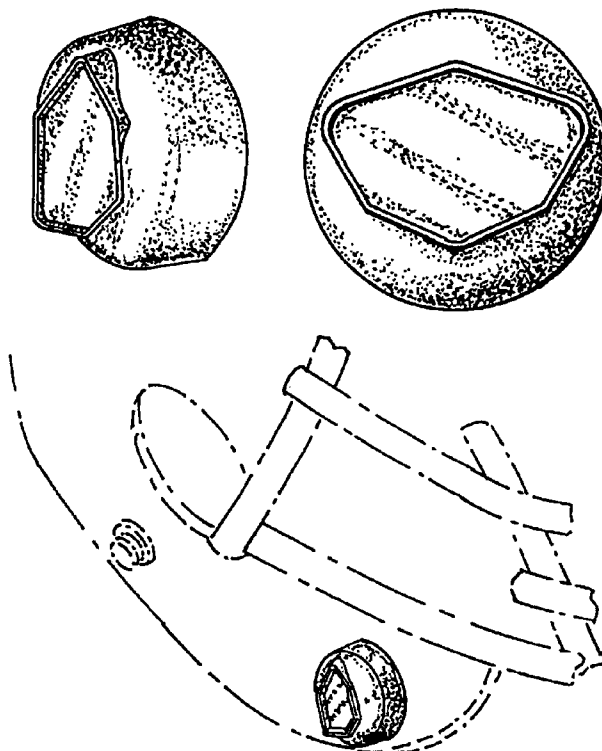
The ornamental design for a button logo cap, as shown and described.

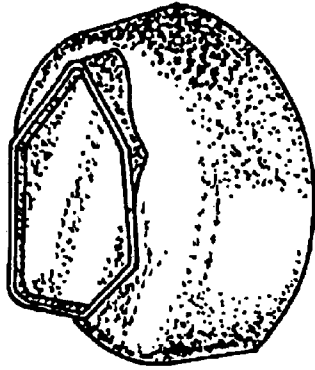
**DESCRIPTION**

FIG. 1 is a front perspective view of a button logo cap showing our new design;  
FIG. 2 is a rear elevational view thereof;  
FIG. 3 is a front elevational view thereof;  
FIG. 4 is a bottom plan thereof;  
FIG. 5 is a top plan view thereof;  
FIG. 6 is a right side elevational view thereof, the left side being a mirror image; and,  
FIG. 7 is a perspective view thereof.

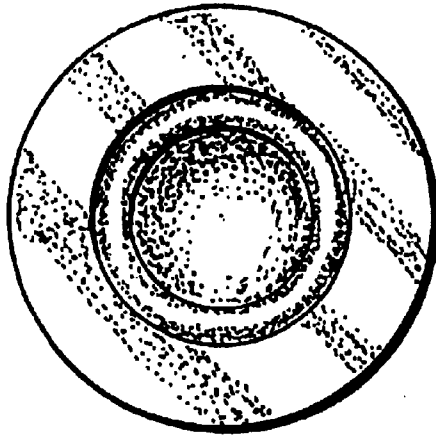
The broken line drawings of the helmet are for illustrative environmental purposes only and form no part of the claimed design.

**1 Claim, 3 Drawing Sheets**

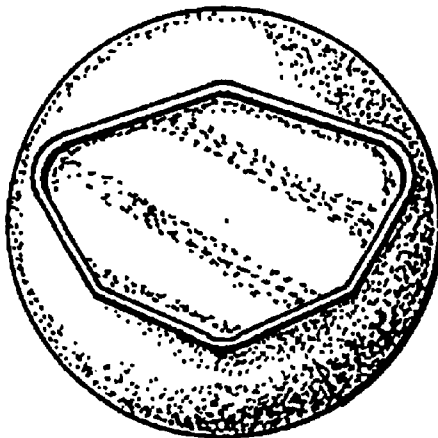




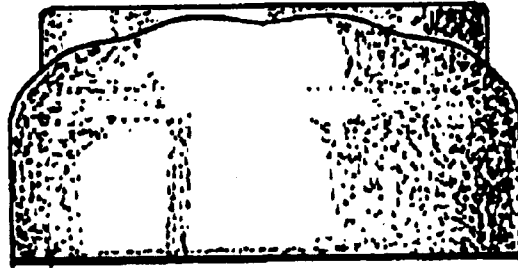
*Fig. 1.*



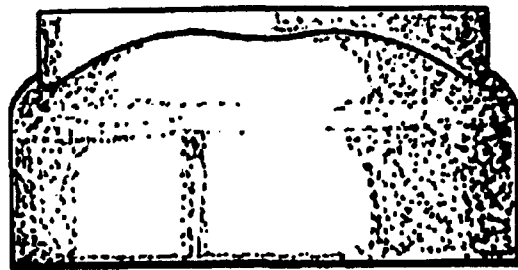
*Fig. 2.*



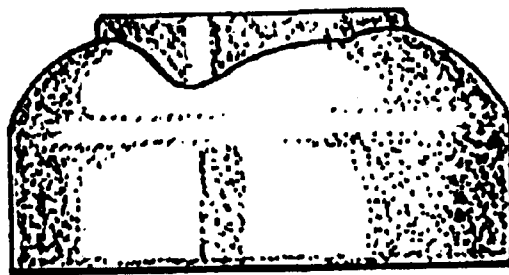
*Fig. 3*



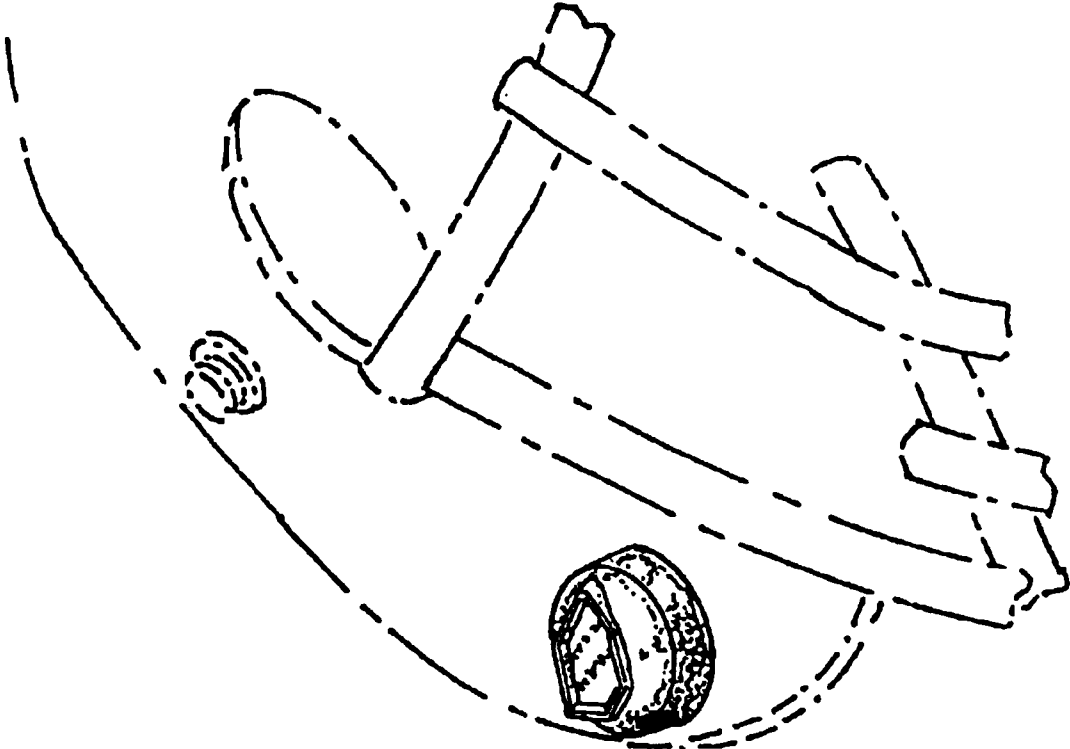
*Fig. 4.*



*Fig. 5.*



*Fig. 6.*



*Fig. 7.*