



US00D561809S

(12) **United States Design Patent**
Yee

(10) **Patent No.:** **US D561,809 S**

(45) **Date of Patent:** **** Feb. 12, 2008**

(54) **EYEGLASS**

D537,861 S * 3/2007 Teng D16/313
D544,014 S * 6/2007 Fuchs D16/313
D546,867 S * 7/2007 Teng D16/313

(75) Inventor: **Peter Yee**, Irvine, CA (US)

(73) Assignee: **Oakley, Inc.**, Foothill Ranch, CA (US)

(**) Term: **14 Years**

(21) Appl. No.: **29/271,247**

(22) Filed: **Jan. 12, 2007**

(51) **LOC (8) CL.** **16-06**

(52) **U.S. CL.** **D16/313**

(58) **Field of Classification Search** D16/300-330,
D16/101, 332-338; D29/109-110; D24/110.2;
351/41, 44, 51-52, 62, 158, 92, 103-111,
351/156, 61, 114-119, 121-123; 2/426-432,
2/447-449, 441, 434-437

See application file for complete search history.

(56) **References Cited**

U.S. PATENT DOCUMENTS

D187,299 S	2/1960	Behr	
D193,028 S	6/1962	Petitto	
D285,020 S	8/1986	Schmidthaler	
4,934,807 A *	6/1990	Bolle et al.	351/62
D390,863 S *	2/1998	Bennell et al.	D16/312
5,867,841 A *	2/1999	Chiang	2/436
D431,043 S *	9/2000	Simioni et al.	D16/335
D431,257 S *	9/2000	Yang	D16/313
D435,857 S *	1/2001	Yang	D16/313
D485,569 S *	1/2004	Hsu	D16/313

OTHER PUBLICATIONS

U.S. Appl. No. 29/228,989, filed May 2, 2005, Yee.
U.S. Appl. No. 29/255,069, filed Mar. 3, 2006, Thixton, et al.
Oliver Peoples, www.oliverpeoples.com, Vertigo model.
Sunglass Hut, www.sunglasshut.com, Killer Loop Sheer Model,
printed Jul. 18, 2005.

* cited by examiner

Primary Examiner—Raphael Barkai

(74) *Attorney, Agent, or Firm*—Gregory K. Nelson

(57) **CLAIM**

The ornamental design for an eyeglass, as shown and described.

DESCRIPTION

FIG. 1 is a front perspective view of the eyeglass of the present invention;

FIG. 2 is a front elevational view thereof;

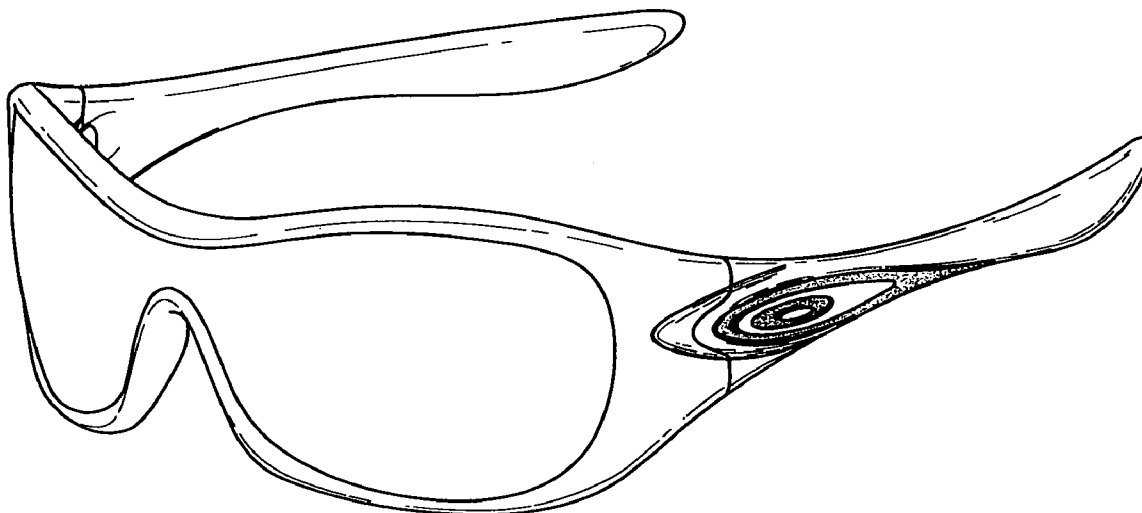
FIG. 3 is a rear elevational view thereof;

FIG. 4 is a left-side elevational view thereof, the right-side elevational view being a mirror image thereof;

FIG. 5 is a top plan view thereof; and,

FIG. 6 is a bottom plan view thereof.

1 Claim, 4 Drawing Sheets



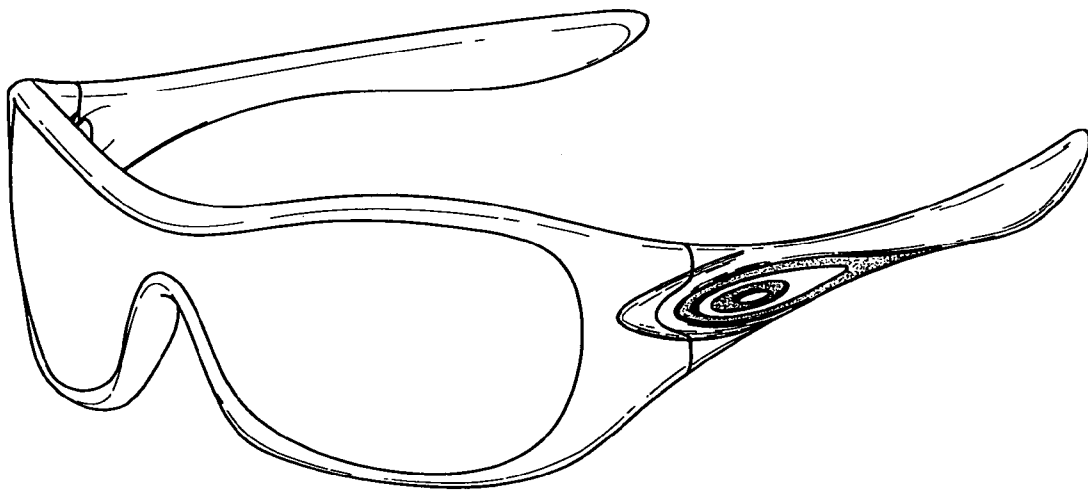


FIG. 1

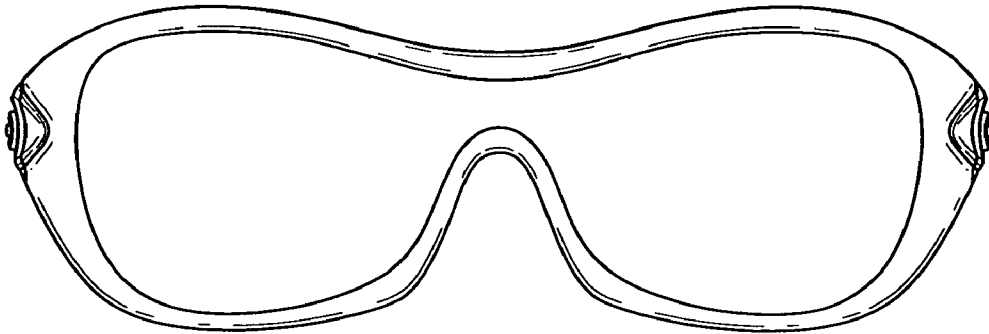


FIG. 2

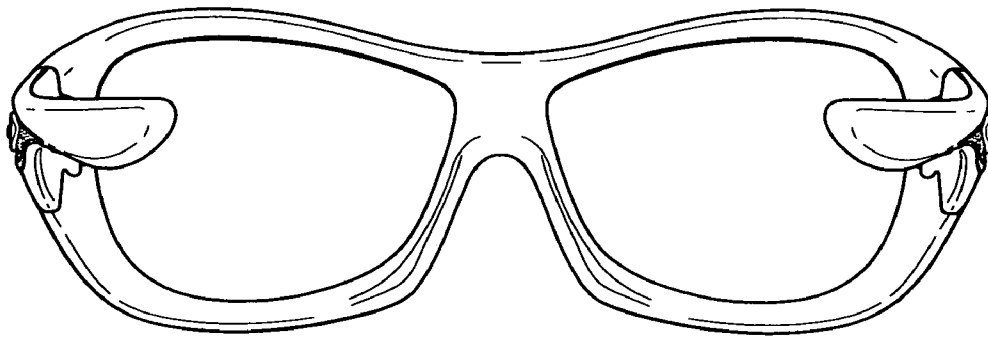


FIG. 3

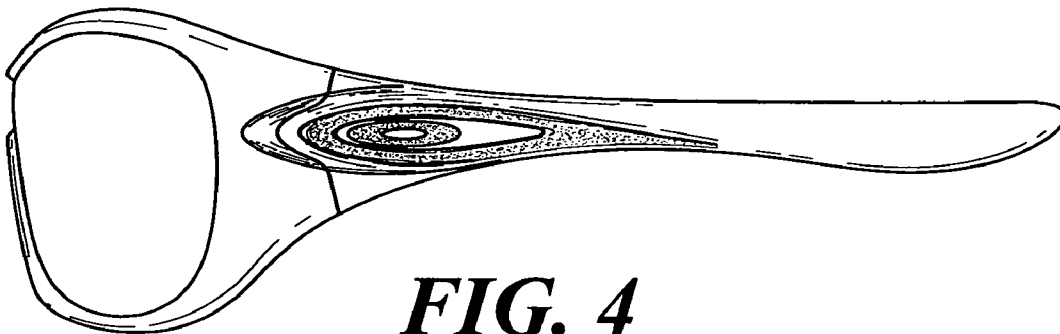


FIG. 4

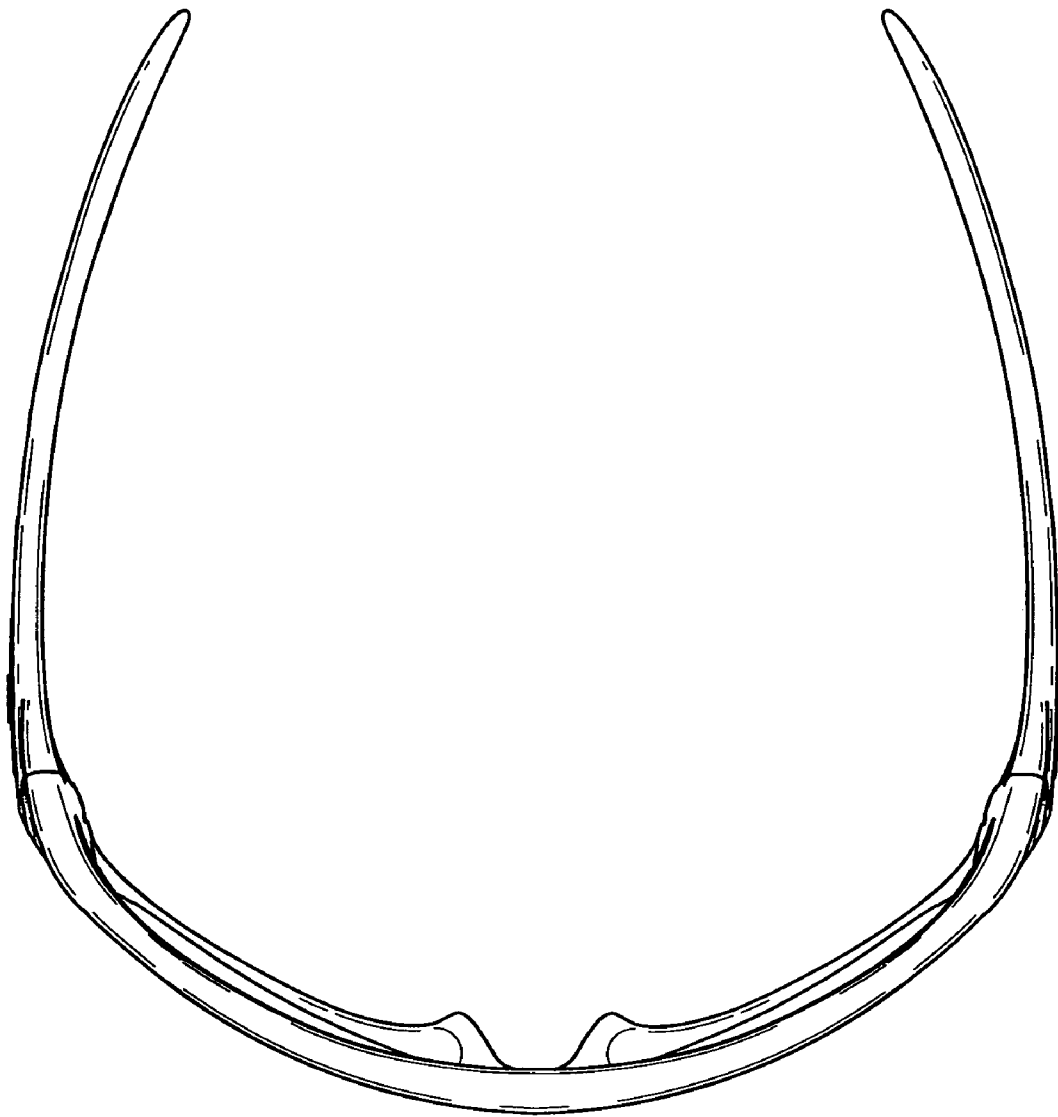


FIG. 5

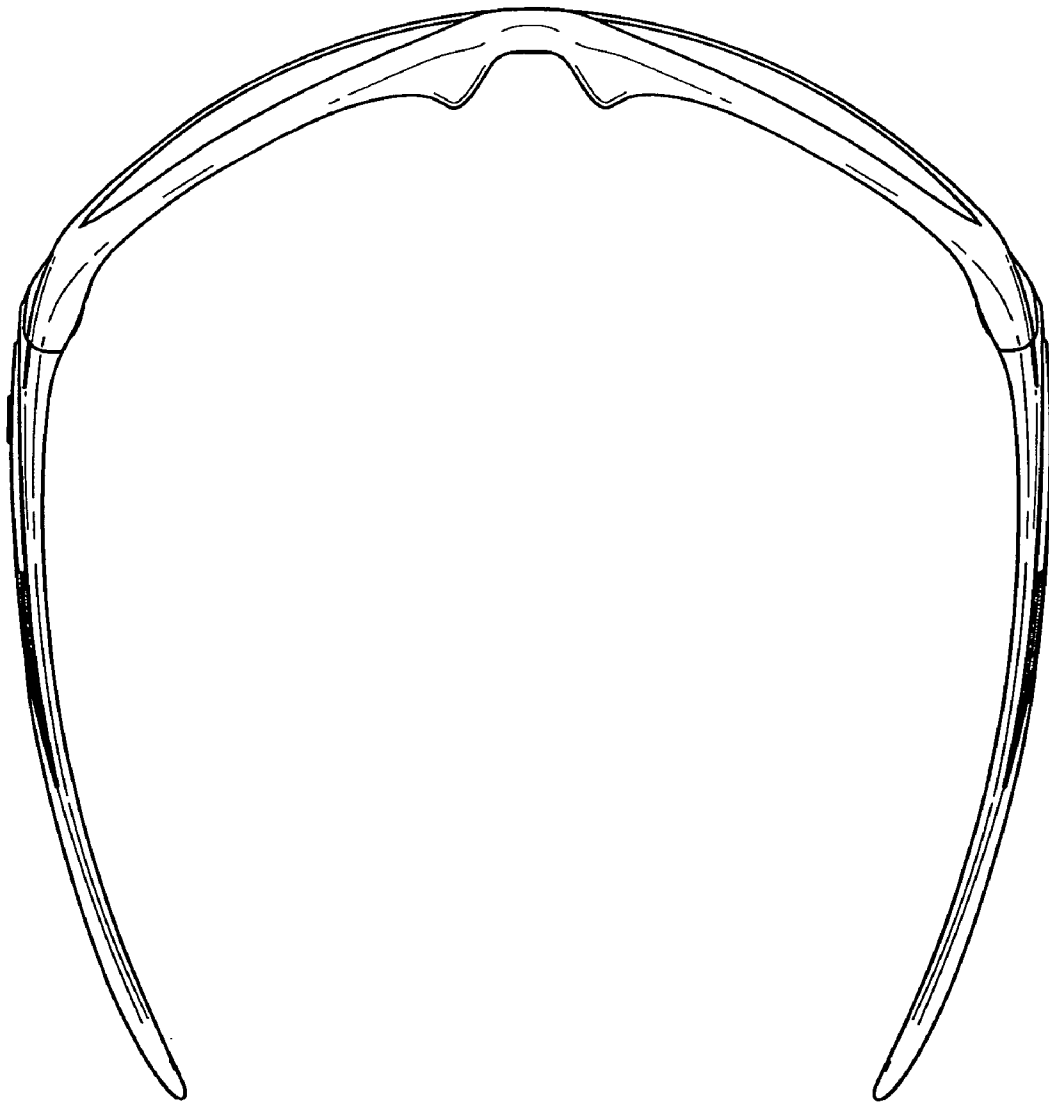


FIG. 6