

(19) World Intellectual Property Organization
International Bureau(43) International Publication Date
22 August 2002 (22.08.2002)

PCT

(10) International Publication Number
WO 02/064947 A1(51) International Patent Classification⁷: E21B 43/26,
B01F 17/00Paris (FR). SCHLUMBERGER TECHNOLOGY B.V.
[NL/NL]; Parkstraat 83-89, NL-2514 JG The Hague (NL).

(21) International Application Number: PCT/GB02/00606

(72) Inventors; and

(22) International Filing Date: 13 February 2002 (13.02.2002)

(75) Inventors/Applicants (for US only): HUGHES, Trevor
[GB/GB]; 5 St. Margaret's Square, Cambridge CB1 8AP
(GB). JONES, Timothy, Gareth, John [GB/GB]; 16 Den-
mark Road, Cottenham, Cambs CB4 8QS (GB). TUSTIN,
Gary, John [GB/GB]; 8 Carrick Close, Cambridge CB1
8RQ (GB). ZHOU, Jian [CN/US]; 15700 Lexington Blvd,
#1203, Sugar Land, TX 77478 (US).

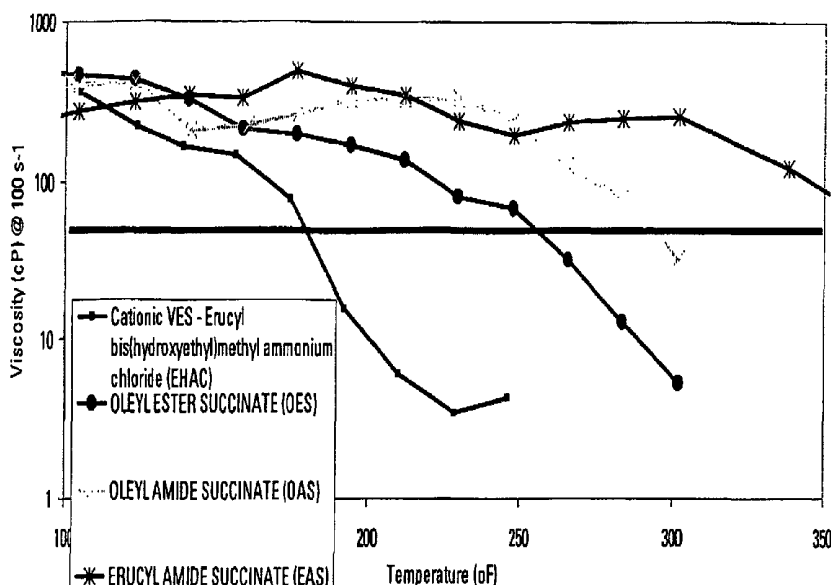
(25) Filing Language: English

(26) Publication Language: English

(30) Priority Data:
0103449.5 13 February 2001 (13.02.2001) GB(74) Agent: MACQUET, Christophe; Intellectual Property
Law Department, Schlumberger Cambridge Research
Limited, High Cross, Maddingley Road, Cambridge CB3
0EL (GB).(71) Applicants (for all designated States except US): SOF-
ITECH N.V. [BE/BE]; Rue de Stalle 140, B-1180 Brus-
sels (BE). SCHLUMBERGER CANADA LIMITED
[CA/CA]; 525 - 3rd Avenue S.W., Calgary, Alberta T2P
0G4 (CA). SCHLUMBERGER HOLDINGS LIMITED
[—/—]; P.O. Box 71, Craigmuir Chambers, Road Town,
Tortola (VG). SERVICES PETROLIERS SCHLUM-
BERGER [FR/FR]; 42, rue Saint-Dominique, F-75007(81) Designated States (national): AE, AG, AL, AM, AT, AU,
AZ, BA, BB, BG, BR, BY, BZ, CA, CH, CN, CO, CR, CU,
CZ, DE, DK, DM, DZ, EC, EE, ES, FI, GB, GD, GE, GH,
GM, HR, HU, ID, IL, IN, IS, JP, KE, KG, KP, KR, KZ, LC,
LK, LR, LS, LT, LU, LV, MA, MD, MG, MK, MN, MW,
MX, MZ, NO, NZ, PL, PT, RO, RU, SD, SE, SG, SI, SK,

[Continued on next page]

(54) Title: AQUEOUS VISCOELASTIC FLUID



(57) **Abstract:** The invention concerns an aqueous viscoelastic fluid for use in the recovery of hydrocarbons. According to the invention, the aqueous viscoelastic fluid comprises a monomer, a dimer or an oligomer of a viscoelastic surfactant able to form a viscoelastic gel under downhole conditions, said surfactant comprising a hydrophobic tail and a hydrophilic head, and being of the following formulae: R-X-Y-Z where R is the hydrophobic tail of the surfactant, Z is the hydrophilic head of the surfactant, said hydrophilic head being charged, X is a stabilising group and Y chain is a linear, saturated or unsaturated, hydrocarbon chain of 1, 2 or 3 carbon atoms or a branched, saturated or unsaturated hydrocarbon chain wherein the main chain is of 1, 2 or 3 carbon atoms, possibly incorporating an aromatic ring.



SL, TJ, TM, TR, TT, TZ, UA, UG, US, UZ, VN, YU, ZA, ZW.

Published:

— with international search report

(84) Designated States (regional): ARIPO patent (GH, GM, KE, LS, MW, MZ, SD, SL, SZ, TZ, UG, ZM, ZW), Eurasian patent (AM, AZ, BY, KG, KZ, MD, RU, TJ, TM), European patent (AT, BE, CH, CY, DE, DK, ES, FI, FR, GB, GR, IE, IT, LU, MC, NL, PT, SE, TR), OAPI patent (BF, BJ, CF, CG, CI, CM, GA, GN, GQ, GW, ML, MR, NE, SN, TD, TG).

For two-letter codes and other abbreviations, refer to the "Guidance Notes on Codes and Abbreviations" appearing at the beginning of each regular issue of the PCT Gazette.

- 1 -

Aqueous Viscoelastic Fluid

The present invention concerns an aqueous viscoelastic fluid for use in the recovery of hydrocarbons and, in particular,
5 for use as a fracturing fluid.

BACKGROUND OF THE INVENTION

Hydrocarbons such as oil or natural gas are obtained from
10 hydrocarbon-bearing subterranean geologic formations via flow paths connecting a reservoir of said formations and the wellbore. Impeded flow paths may lead to an inadequate hydrocarbon production. In such case, various techniques are used to stimulate this production. Amongst these techniques,
15 it is common to inject specialised fluids via the wellbore into the formation at sufficient pressures to create fractures in the formation rocks through which the hydrocarbons may more readily flow into the wellbore. The latter technique is referred to as fracturing or hydraulic fracturing and the
20 specialised fluids used in said technique are referred to as fracturing fluids.

Ideally, fracturing fluids should impart a minimal pressure drop in the pipe within the wellbore during placement and have
25 an adequate viscosity to carry a propping agent that prevents the fracture from closing. Also, they should have a minimal leak-off rate and should degrade so as not to leave residual material that may impede the flow of hydrocarbons into the wellbore.

30

PRIOR ART

Aqueous fracturing fluids wherein the gelling agent is a viscoelastic surfactant have been developed and
35 commercialised. They are disclosed notably in the patents

CONFIRMATION COPY

- 2 -

published under the numbers US-4,695,389, US-4,725,372 and US-5,551,516. An example of such fluid is commercialised by the company group Schlumberger™ under the trademark ClearFRAC™. It is a mixture of a quaternary ammonium salt, erucyl-N,N-bis(2-hydroxyethyl)-N-methyl ammonium chloride, with isopropanol and brine, said brine typically including water and either 3 % by weight of ammonium chloride or 4 % by weight of potassium chloride. In viscoelastic surfactant based fluids, surfactant molecules, present at a sufficient concentration, aggregate into overlapping worm- or rod-like micelles. This confers a sufficient viscoelasticity to the fluids for carrying the propping agent. At very high shear rate however, in particular above 170s^{-1} , the viscosity falls drastically. This allows the fluid to be pumped down the wellbore. Also, the worm- or rod-like micellar aggregates tend to break by contact with hydrocarbons and, if no surfactant emulsion is effectively formed, the surfactant molecules are normally carried along the fracture to the well bore during hydrocarbon backflow.

Erucyl-N,N-bis(2-hydroxyethyl)-N-methyl ammonium chloride is normally able to form stable gels at temperatures up to about 180°F (82°C). Above this temperature, the gel degrades and it is not possible to use this quaternary ammonium salt for fracturing application without adding gel stabilizers, such as salicylate. Nevertheless, even in the presence of salicylate, the gel degrades at temperatures of about 240°F (116°C).

More stable viscoelastic gels have been developed. For example, they are based on an erucyl betaine surfactant. Such gels degrade at temperatures above 200°F (93.33°C).

However, the temperature range for which fracturing fluids are required is 80 to 400°F (27 to 204°C). There is therefore a need for aqueous viscoelastic surfactant fluids able to form gels resistant to temperatures in the range 270 (132) to about

- 3 -

400°F (204°C). It would be particularly beneficial to have a set of viscoelastic surfactant fluids, each of said viscoelastic surfactant fluids stable at a given temperature range above 200°F, all temperature ranges being complementary one to another to cover all temperatures between 200 (93) and 400°F (204°C).

SUMMARY OF THE INVENTION

10 Considering the above prior art, one problem that the invention is proposing to solve is the formulation of an aqueous viscoelastic fluid for use in the recovery of hydrocarbons and, in particular, for use as a fracturing fluid, said fluid being able to form a gel resistant to high
15 temperatures.

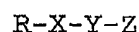
As a solution to the above problem, the invention concerns, in a first aspect, an aqueous viscoelastic fluid for use in the recovery of hydrocarbons, comprising a monomer, a dimer or an
20 oligomer of a viscoelastic surfactant able to form a viscoelastic gel under downhole conditions, said surfactant comprising a hydrophobic tail and a hydrophilic head, and being of the following formulae:

25
$$R-X-Y-Z$$

where R is the hydrophobic tail of the surfactant, Z is the hydrophilic head of the surfactant, said hydrophilic head being charged, X is a stabilising group and Y is a linear,
30 saturated or unsaturated, hydrocarbon chain of 1, 2 or 3 carbon atoms or a branched, saturated or unsaturated hydrocarbon chain wherein the main chain is of 1, 2 or 3 carbon atoms, possibly incorporating an aromatic ring.

- 4 -

In a second aspect, the invention concerns a method for use in the recovery of hydrocarbons comprising the following steps: - providing an aqueous viscoelastic surfactant fluid comprising a monomer, a dimer or an oligomer of a viscoelastic surfactant
5 able to form a viscoelastic gel under downhole conditions, said surfactant comprising a hydrophobic tail and a hydrophilic head, and being of the following formulae:



10

where R is the hydrophobic tail of the surfactant, Z is the hydrophilic head of the surfactant, said hydrophilic head being charged, X is a stabilising group and Y is a linear, saturated or unsaturated, hydrocarbon chain of 1, 2 or 3
15 carbon atoms or a branched, saturated or unsaturated hydrocarbon chain wherein the main chain is of 1, 2 or 3 carbon atoms, possibly incorporating an aromatic ring.

As defined by the above formulae, the fluid is able to form a
20 gel at high temperatures, practically above about 200°F (93°C). Such fluid may be then used for hydrocarbon recovery and, in particular, for fracturing application, at downhole locations where the average temperature exceeds 200°F (93°C).

25

BRIEF DESCRIPTION OF THE DRAWINGS

The invention will be better understood in the light of the following description of non-limiting and illustrative embodiments given with reference to the accompanying drawings,
30 in which:

- the figure 1 shows the structure of the oleyl amide 2-methylsuccinate anion;

- the figure 2 shows the structure of the oleyl amide 2,2-dimethylglutarate anion;

- 5 -

- the figure 3 shows the structure of the oleyl amide benzoate anion;
- the figure 4 shows the structure of the oleyl amide phenyl acetate anion;
- 5 - the figure 5 shows a route for the synthesis of oleyl ester succinic acid;
- the figure 6 shows a route for the synthesis of oleyl amide succinic acid;
- the figure 7 shows a route for the synthesis of
10 oleyl amide succinic acid;
- the figure 8 compares the viscosity (at a shear rate of 100 s^{-1}) of erucyl bis(hydroxyethyl) methyl ammonium chloride (EHAC), oleyl ester succinate (OES), oleyl amide succinate (OAS) and erucyl amide succinate (EAS) viscoelastic
15 gels as a function of temperature;
- the figure 9 shows the time-dependent viscosity (at a shear rate of 100 s^{-1}) of an erucyl amide succinate gel, for various temperatures;
- the figure 10 compares the stability of oleyl ester
20 succinate, oleyl ester glutarate, erucyl amide succinate, erucyl amide glutarate and erucyl amide maleate gels when aged at various isothermal high temperature conditions;
- the figure 11 illustrates the dependence of the viscosity of 4 weight percent potassium oleyl amide 2-methylsuccinate in 6% potassium chloride solution as a
25 function of shear rate at various temperatures;
- the figure 12 illustrates the dependence of the viscosity of 4 weight percent unrefined potassium oleyl amide 2,2-dimethylglutarate in a 6% potassium chloride solution as a
30 function of shear rate at various temperatures;
- the figure 13 illustrates the dependence of viscosity of a solution of 3 weight percent potassium oleyl amide benzoate and 7 weight percent potassium chloride on shear rate at various temperatures; and

- 6 -

- the figure 14 illustrates the dependence of viscosity of a solution of 4 weight percent potassium oleyl amide phenyl acetate and 4 weight percent potassium chloride on shear rate at various temperatures.

5

DETAILED DESCRIPTION

The present invention concerns an aqueous fluid for use in the recovery of hydrocarbons such as oil and gas. This aqueous
10 fluid is a wellbore service fluid such as a drilling fluid, a completion fluid, a work over fluid, a packer fluid or a conformance or permeability control fluid and, more particularly, a fracturing fluid.

15 The fluid of the invention is a viscoelastic gel. Its viscoelasticity may be measured by carrying out dynamic oscillatory rheological measurements as generally described in Barnes H.A. et al., *An Introduction to Rheology*, Elsevier, Amsterdam (1997). In a typical dynamic oscillatory experiment,
20 the fluid is sheared sinusoidally according to the following equation (1):

$$\gamma(t) = \gamma_{(\max)} \sin \omega t \quad (1)$$

25 where $\gamma(t)$ is the strain, $\gamma(\max)$ is the maximum strain, t is time and ω is the angular frequency. The time-dependent shear stress, $\sigma(t)$, is given by:

$$\sigma(t) = \sigma_{(\max)} \sin (\omega t + \delta) \quad (2)$$

30

where δ is the phase angle.

The relative inputs given by the elastic component (G') and viscous component (G'') are resolved as follows. Expanding the

- 7 -

sine function in equation (2) gives equations (3) and (4) as follows:

$$\sigma(t) = \sigma_{(max)} [\sin \omega t \cos \delta + \cos \omega t \sin \delta] \quad (3)$$

5

$$\sigma(t) \equiv \gamma_{(max)} [G' \sin \omega t + G'' \cos \omega t] \quad (4)$$

where $G' \equiv (\sigma_{(max)} / \gamma_{(max)}) \cos \delta$ and $G'' \equiv (\sigma_{(max)} / \gamma_{(max)}) \sin \delta$.

10 Equation (4) therefore defines two dynamic moduli: G' , the storage modulus or elastic component and G'' , the loss modulus or viscous component of a fluid having viscoelastic properties.

15 The terms "viscoelastic gel" as used herein finally mean a composition in which the elastic component (G') is at least as large as the viscous component (G''). In the evolution from a predominantly viscous liquid to a viscoelastic gel, the gel point can be defined by the time when the contribution from
20 the elastic and viscous components becomes equal, i.e. $G' = G''$; at and beyond this point in time, $G' \geq G''$ and the phase angle, δ is $\geq 45^\circ$.

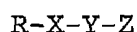
The fluid of the invention comprises a surfactant. This
25 surfactant is said to be viscoelastic because, unlike numerous surfactants which typically form Newtonian solutions with a viscosity slightly higher than that of water even at high concentration, it is capable of forming viscoelastic gels even at lower concentrations. This specific rheological behaviour
30 is mainly due to the types of surfactants aggregates that are present in the fluids. In the fluids with low viscosity, the surfactant molecules, present at a sufficient concentration, aggregate in spherical micelles whereas, in viscoelastic

- 8 -

fluids, long micelles, which can be described as worm- or rod-like micelles, are present and entangle.

The viscoelastic surfactant is amphiphilic. It comprises a hydrophobic tail group and a hydrophilic head group. The hydrophilic head of the surfactant is charged. It can be charged positively and/or negatively. If it is charged positively, the surfactant is said to be cationic. If it is charged negatively, it is said to be anionic. If it is charged both, positively and negatively, the surfactant is zwitterionic. When the surfactant is cationic, it is associated with a negative counterion which is typically Cl^- or an anionic organic species such as the salicylate anion. When the surfactant is anionic, it is associated with a positive counterion, typically K^+ or Na^+ and, when it is zwitterionic, it is associated with both negative and positive counterions, typically Cl^- and Na^+ or K^+ .

The formulae of the viscoelastic surfactant of the present invention is as follows:



where R is the hydrophobic tail of the surfactant, Z is the charged hydrophilic head of the surfactant, X is a stabilising group and Y is a linear, saturated or unsaturated, hydrocarbon chain of 1, 2 or 3 carbon atoms or a branched, saturated or unsaturated hydrocarbon chain wherein the main chain is of 1, 2 or 3 carbon atoms, possibly incorporating an aromatic ring.

Possibly, the surfactant of the invention is dimeric or oligomeric. In such case, the formula of the surfactant is $[\text{R-X-Y-Z}]_n$ where n is 2, ..., N. N is preferably 2 or 3. Practically, the dimeric or oligomeric surfactant comprises a chemical bond linking their hydrophobic tail group R together.

- 9 -

Preferably, R is a fully or partially saturated, linear or branched hydrocarbon chain of at least 18 carbon atoms. Hence, the surfactant is capable of forming viscoelastic fluids comprising rod- or worm-like overlapping micelles when the surfactant concentration in the fluid is greater than its overlap concentration. More preferably, R is $\text{CH}_3(\text{CH}_2)_7\text{CH}=\text{CH}(\text{CH}_2)_8$; $\text{CH}_3(\text{CH}_2)_7\text{CH}=\text{CH}(\text{CH}_2)_{12}$; $\text{CH}_3(\text{CH}_2)_7\text{CH}=\text{CH}(\text{CH}_2)_7$; or $\text{CH}_3(\text{CH}_2)_7\text{CH}=\text{CH}(\text{CH}_2)_{11}$.

10

X is preferably a cleavable bond which can be broken under downhole conditions of temperature and/or pH. Preferably, X is an ester, amide, reverse ester or reverse amide group. These groups comprise each a chemical function carbonyl. This function is strongly electron-withdrawing. It is possible that, when the hydrophilic head of the surfactant is charged negatively, the carbonyl group withdraws charges in the hydrophilic head of the surfactant. The repulsive interactions between the hydrophilic head groups of the surfactant molecules arranged in a micellar structure then decrease so that the gel is stabilized. When the hydrophilic head group of the surfactant is charged negatively and the carbonyl is part of an amide group, then hydrogen bonding interactions may also stabilise the micellar structure.

25

Y is a spacer group, which separates the cleavable group X from the hydrophilic head of the surfactant. It is preferably a saturated or an unsaturated linear hydrocarbon chain of 1, 2 or 3 carbon atoms such as $-\text{CH}_2-$, $-\text{CH}_2-\text{CH}_2-$, $-\text{CH}_2-\text{CH}_2-\text{CH}_2-$, $-\text{CH}=\text{CH}-$, or a saturated or an unsaturated branched hydrocarbon chain wherein the main chain comprises 1, 2 or 3 carbon atoms such as $-\text{CH}_2-\text{CH}(\text{CH}_3)-$, $-\text{CH}_2-\text{C}(\text{CH}_3)_2-$, $-\text{CH}=\text{C}(\text{CH}_3)-$ or $-\text{CH}_2-\text{CCH}_2-$. It can also comprise an aromatic ring. This aromatic ring is, for example, a benzene ring.

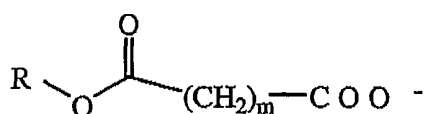
35

- 10 -

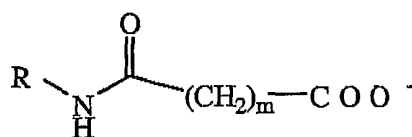
Z may be a carboxylate group COO^- or a sulfonate group -SO_3^- . It can also be a group $\text{-N}^+\text{R}_1\text{R}_2\text{R}_3$ or $\text{N}^+\text{R}_1\text{R}_2\text{R}_3\text{-COO}^-$ where R_1 , R_2 and R_3 are each independently hydrogen or a fully or partially saturated, linear or branched, aliphatic chain of at least one
5 carbon atom, possibly comprising a hydroxyl terminal group.

The spacer group Y of the viscoelastic surfactant of the invention is short. Therefore the stabilizing ester, amide, reverse amide or reverse ester group may influence the charge
10 distribution in the negatively charged hydrophilic head group. Hence, the viscoelasticity persists to temperatures above the usual temperatures of use of viscoelastic surfactants.

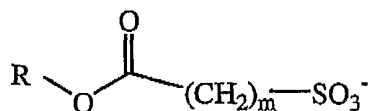
Examples of anionic viscoelastic surfactants suitable for the
15 implementation of the invention have the formulae as follows:



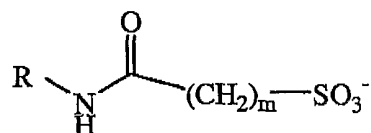
Formula (a)



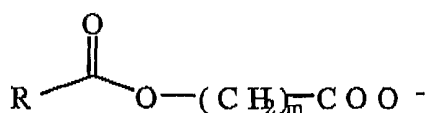
Formula (b)



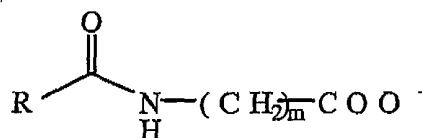
Formula (c)



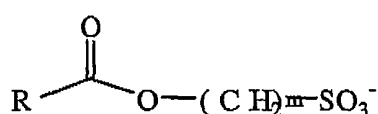
Formula (d)



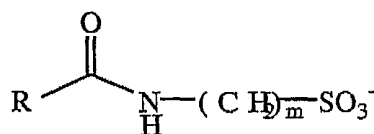
Formula (e)



Formula (f)



Formula (g)



Formula (h)

- 11 -

where R is the hydrophobic tail group of the surfactant as defined above, m is 1, 2 or 3.

5 The viscoelastic surfactant of the formula (a), (b), (e) and (f) are carboxylates and those of the formula (b), (g) and (h) are sulphonates. The viscoelastic surfactants of the formula (a) and (c) are (reverse) esters, those of the formula (b) and (d) are (reverse) amides, those of the formula (e) and (g) are
10 esters and those of the formula (f) and (h) are amides.

Other examples of anionic viscoelastic surfactants suitable for the implementation of the invention are oleyl amide 2-methylsuccinate anion, oleyl amide 2,2-dimethylglutarate
15 anion, oleyl amide benzoate or oleyl amide phenyl acetic acetate. The formulae of these surfactants are shown, respectively, in the figure 1, 2, 3 and 4.

When, in the formulae R-X-Y-Z as defined above of viscoelastic
20 surfactants of the invention, X is an ester or an amide, then said viscoelastic surfactants are cleavable. As such, they cleave or decompose under downhole conditions to release sub-compounds. The intervening factors in the downhole decomposition of the viscoelastic gels comprising cleavable
25 surfactants are essentially the temperature and the pH. The decomposition of the surfactant molecules leads to a degradation of the viscoelastic gel. However, because of said decomposition, the sub-compounds are not able to form spherical micelles. Therefore, no emulsion is formed and the
30 clean-up of the viscoelastic fluid during hydrocarbons backflow is improved. When surfactant molecules are reverse esters, the sub-compounds released are long chain alcohols. When surfactant molecules are reverse amides, then the sub-compounds are long chain amines. When surfactant molecules are
35 forward esters or amides, then the hydrophobic degradation

- 12 -

product is a long chain carboxylic acid. Long chain alcohols, long chain amines and long chain carboxylic acid are breakers of viscoelastic gels. This is the reason why the degradation reaction of viscoelastic gels comprising cleavable surfactants according to the invention can be amplified by their downhole decomposition.

The viscoelastic surfactant concentration in the aqueous viscoelastic fluid is comprised between about 1 wt% and about 10 wt% and, preferably, between about 1.5 wt% and about 5 wt%. In addition to a viscoelastic surfactant, the aqueous fluid of the invention may comprise salts including, for example, inorganic salts such as ammonium, sodium or potassium chlorides present in concentrations of 1 to 10 wt% and, typically, 3 to 4 wt%, or organic salts such as sodium salicylate. The fluid may also comprise an organic solvent such as isopropanol, which increases the liquefaction of the surfactant molecules.

Practically, all compounds of the fluid of the invention are blended at surface together with the propping agent, which can be, for example, a 20-40 mesh sand, bauxite or glass beads. When subjected to a very high shear rate, the viscosity of the fluid is sufficiently low to allow its pumping downhole. There, the pumped fluid is injected into the formation rocks to be fractured under a high pressure. At that time, the fluid of the invention is sufficiently viscous for carrying the propping agent through the fracture. At a given time after fracturing *per se*, practically, 4 or 5 hours after injection under pressure of the fluid, the gel degrades. If the viscoelastic surfactant is cleavable, this degradation is amplified by the release of sub-compounds which acts as breakers of the gel. The clean-up of the fracture is thus facilitated.

- 13 -

Example 1

Synthesis of ester carboxylates

5 Oleyl ester succinic acid was synthesised using the following procedure. To a solution comprising 50 g of oleyl alcohol in 50 ml of tetrahydrofurane (THF) was added 22 g, that is to say 1.2 mole equivalent, of succinic anhydride. The solution was then refluxed at a temperature of 68°C for 48 hours to ensure
10 the complete reaction shown in the figure 5. THF was then removed under vacuum and 50 ml of petroleum ether was added. The excess of succinic anhydride not soluble in petroleum ether was removed by filtration on Whatman paper 43. The petroleum ether solution was then cooled down and maintained
15 at -10°C overnight using a refrigerated centrifuge. A white solid was finally collected by centrifuging for 30 min at 9000 rpm. This solid was washed with cold petroleum ether and dried under vacuum. The crude product finally obtained was re-crystallised to remove any impurities to yield a white solid.

20

An equivalent procedure was used to synthesise oleyl ester maleic acid from maleic anhydride and oleyl ester glutaric acid from glutaric anhydride.

25 Also, an equivalent procedure was used to synthesise erucyl ester succinic, maleic and glutaric acids from erucyl alcohol.

Example 2

30

Synthesis of amide carboxylates

Oleyl amide succinic acid was synthesised using the following procedure. To a solution of 50 of oleyl amine in 100 ml THF was added 22 g, that is to say 1.2 mole equivalents, of
35 succinic anhydride. The solution was then refluxed at a

- 14 -

temperature of 68°C for 48 hours to ensure the complete reaction shown in the figure 6. THF was removed under vacuum and 50 ml of petroleum ether was added. The excess succinic anhydride not soluble in petroleum ether was removed by
5 filtration on Whatman paper 43. The petroleum ether solution was cooled down and maintained at -10°C overnight using a refrigerated centrifuge. The white solid was then collected by centrifuging for 30 min at 9000 rpm. The product was washed with cold petroleum ether and dried under vacuum.

10

An equivalent procedure was used to prepare oleyl amide maleic acid form maleic acid and oleyl amide glutaric acid from glutaric anhydride.

15

Example 3

Synthesis of amide carboxylates

The reagent erucyl acid chloride was prepared from erucic acid
20 in the following manner. To 50 g erucic acid in 20 ml of THF was added 50 ml of thionyl chloride. The reaction was continued under reflux for 30 min and the solvent was removed under vacuum. A light brown liquid, the erucyl acid chloride product, was collected. To this liquid was added a
25 solution/suspension of the sodium salt of beta-alanine in THF. The reaction shown in the figure 7 then took place under reflux for 24 hours. The solvent was removed under vacuum and petroleum ether was added. The solution was filtered on Whatman paper 43 and the filtrate solution was then cooled
30 down to -10°C. A light yellow solid product was collected.

Example 4

Resistance of erucyl amide succinate and erucyl amide
35 glutarate to high temperatures

- 15 -

On figure 9 is plotted the viscosity, at a shear rate of 100 s^{-1} , of an aqueous viscoelastic fluid according to the invention comprising 4 wt% of erucyl amide succinate and 4 wt% KCl, at a pH equal to 12, as a function of time, for the following temperatures: 130°C, 150°C, 170°C and 180°C. A horizontal dotted line is positioned at 50 cP on figure 9. It defines the limit at which the gel is considered to be insufficient for fracturing applications.

10

At 180°C, the gel breaks in less than 1 hour. At 170°C, the gel breaks in about 2 hours. At 150°C however, the viscosity of the gel breaks in about 4-6 hours to reach a viscosity of about 2 cP at about 15 hours. Finally, at 130°C, the viscosity decreases slowly and is still in excess of 50 cP after 5 hours. After 25 hours, the viscosity is still greater than 20 cP.

As a consequence, a fluid comprising erucyl amide succinate may be used notably for fracturing applications between about 260°F and about 360°F. Under 260°F, it will not degrade significantly and, above 360°F, it may degrade too rapidly to permit the transport of the propping agent and to prevent the fracture from closing. However, it is noted that when applied in a reservoir in which the temperature is 360°F, the fluid will take some time to be treated from surface to reservoir temperature such that its degradation time may be sufficiently prolonged for the application.

Other experiments have been made under the same conditions that above with a gel comprising erucyl amide glutarate. These experiments permitted to show that a viscoelastic gel comprising erucyl amide glutarate may be used for fracturing applications above 300°F.

35

- 16 -

Example 5

Comparison of the rheology of aqueous viscoelastic fluids comprising Erucyl-N,N-bis(2-hydroxyethyl)-N-methyl ammonium chloride, oleyl ester succinate, oleyl amide succinate or erucyl amide succinate over the temperature

On the figure 8 is plotted the viscosity, at a high shear rate of 100 s^{-1} , of viscoelastic fluids comprising erucyl-N,N-bis(2-hydroxyethyl)-N-methyl ammonium chloride, oleyl ester succinate, oleyl amide succinate and erucyl amide succinate, as a function of temperature. The horizontal line indicates the level at which the gel is considered to be insufficient for fracturing application.

The viscosity of the erucyl-N,N-bis(2-hydroxyethyl)-N-methyl ammonium chloride gel falls at temperature below the required 50 cP at a temperature of about 180°F (82°C). The oleyl ester succinate, oleyl amide succinate and erucyl amide succinate gels remain stable to at least 250°F (121°C). Amongst those gels, the erucyl amide succinate remains stable at higher temperatures than those of the oleyl ester and oleyl amide succinate gels. Practically, the viscosity of the oleyl ester succinate gel falls below 50 cP at a temperature of about 260°F (126°C), the oleyl amide succinate and the erucyl amide succinate gels can be utilised up to temperatures of 290°F (143°C) and 350°F (176°C), respectively.

Example 6

Comparison of the degradation rate of viscoelastic gels comprising oleyl ester succinate, oleyl ester glutarate, erucyl amide succinate, erucyl amide glutarate and erucyl amide maleate

35

- 17 -

Aqueous viscoelastic surfactant fluids comprising, either, oleyl ester succinate, oleyl ester glutarate, erucyl amide succinate, erucyl amide glutarate or erucyl amide maleate were prepared. The initial pH of these fluids has been adjusted
5 using potassium hydroxide. For the above fluids, it is equal to, respectively, 9.5, 12, 12, 12 and 12. On the figure 10 is plotted the period of time during which the gel is stable as a function of the temperature. A horizontal line highlights the 5 hours period of time in which it is advantageous to have a
10 gel stable for fracturing applications.

It appears that the oleyl ester succinate viscoelastic gel remain stable approximately 3-7 hours between about 175 (79.44°C) and about 250°F (121.1°C). An increase in the fluid
15 initial pH would have slightly displaced the curve obtained for the oleyl ester succinate viscoelastic gel to the left, that is to say the degradation rate would have increased. Therefore, it is estimated that oleyl ester succinate viscoelastic gels of varying alkaline pH remain stable for a
20 suitable period of time (3-7 hours) when aged under isothermal conditions in the temperature range from 120 (48.89°C) to about 250°F (121.1°C).

The oleyl ester glutarate viscoelastic gel is more stable than
25 the oleyl ester succinate gel. At pH 12, it remains stable more than 5 hours between about 175°F (79°C) and about 200°F (93°C). A reduction in the fluid initial pH would have slightly displaced the curve to the right, that is to say towards a slower degradation and applicability at higher
30 temperatures. Therefore, it is estimated that oleyl ester glutarate viscoelastic gels, again controlled by their initial pH, remain suitably stable more than 5 hours between about 175 (79) and 250°F (121°C).

- 18 -

The erucyl amide succinate viscoelastic gel remains stable more than 4-5 hours between about 250°F (121°C) and about 300°F (149°C). This gel can be used for fracturing applications in this temperature range. However, applications at even 350°F are possible as the stable gel time is also influenced by the time to heat up the fluid as it moves from surface into the reservoir.

The erucyl amide glutarate viscoelastic gel remains stable for more than 5 hours between about 300°F (149°C) and about 350°F (177°C). This gel can be used for fracturing applications in this temperature range or even at temperatures in the range 350-400°F.

Surprisingly, the erucyl amide maleate gel, in which Y, in the formulae R-X-Y-Z, is -C=C-, is not stable at high temperature.

Finally, the aqueous viscoelastic surfactant gels comprising oleyl ester succinate, oleyl ester glutarate, erucyl amide succinate and erucyl amide glutarate are all stable, more than 4-5 hours, at high temperatures. Whatever the temperature at of the formation to be treated in the range 120°F (49°C) to 350°F (177°C), it is possible to use one the above gels. These form a family of fluids that can be used.

25

Example 7

Dependence of the viscosity of oleyl amide 2-methylsuccinate anion, oleyl amide 2,2-dimethylglutarate anion, oleyl amide benzoate or oleyl amide phenyl acetic acetate viscoelastic gels as a function of shear rate at various temperatures

Figure 11 shows a plot of the shear viscosity of a solution of 4 weight percent of the potassium form of the surfactant and 6 weight percent potassium chloride as a function of shear rate

- 19 -

at various temperatures. The low temperature viscosity begins to decrease with increasing temperature above about 176°F (80°C).

- 5 Figure 12 shows the dependence of the shear viscosity on the shear rate at various temperatures of a solution of 4 weight percent potassium oleyl amide 2,2-dimethylglutarate and 6% potassium chloride. The solution of the surfactant shows a marked decrease in low temperature viscosity above 104°F
10 (40°C). Refinement of the surfactant results in a decrease in the temperature dependence of the low shear rate viscosity.

- Figure 13 shows the dependence of the viscosity of a solution of 3 weight percent potassium oleyl amide benzoate and 7
15 weight percent potassium chloride on shear rate at various temperatures. The viscosity of the surfactant solution at any shear rate is approximately independent of temperatures in excess of 77°F (25°C).

- 20 Figure 14 shows the variation of viscosity with shear rate for a solution of 4 weight percent potassium oleyl amide phenyl acetate and 4 weight percent potassium chloride solution at various temperatures. The low shear rate viscosity of the surfactant solution is independent of temperature below 212°F
25 (100°C). At higher temperatures the viscosity shows a systematic decrease at all shear rates. This surfactant gel can be use as a practical fracturing fluid at temperatures below 266°F (130°C).

- 20 -

CLAIMS

1. Aqueous viscoelastic fluid for use in the recovery of hydrocarbons, comprising:

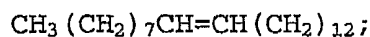
- 5 a monomer, a dimer or oligomer of a viscoelastic surfactant able to form a viscoelastic gel under downhole conditions, said surfactant comprising a hydrophobic tail and a hydrophilic head, and being of the following formulae:

10
$$R-X-Y-Z$$

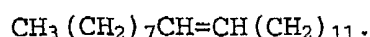
where R is the hydrophobic tail of the surfactant, Z is the hydrophilic head of the surfactant, said hydrophilic head group being charged, X is a stabilising group and Y is a
15 linear, saturated or unsaturated, hydrocarbon chain of 1, 2 or 3 carbon atoms or a branched, saturated or unsaturated hydrocarbon chain wherein the main chain is of 1, 2 or 3 carbon atoms, possibly incorporating an aromatic ring.

20 2. The fluid of claim 1 wherein R is a fully or partially saturated, linear or branched hydrocarbon chain of at least 18 carbon atoms.

25 3. The fluid of claim 2 wherein R is:



30 $CH_3(CH_2)_7CH=CH(CH_2)_7;$ or



35 4. The fluid of one of the above claims 1 to 3 wherein X is an electron withdrawing group.

- 21 -

5. The fluid of one of the above claims 1 to 4 wherein X comprises a carbonyl group.

5 6. The fluid of one of the above claims 1 to 5 wherein X is an ester, amide, reverse ester or reverse amide group.

7. The fluid of one of the claims 1 to 6 wherein Y is:
-CH₂-, -CH₂-CH₂-, -CH₂-CH₂-CH₂-, -CH=CH-, -CH₂-CH(CH₃)-, -CH₂-
10 C(CH₃)₂-, -CH=C(CH₃)- or -CH₂-CCH₂-.

8. The fluid of one of the claims 1 to 6 wherein Y incorporates a benzene ring.

15 9. The fluid of one of the claims 1 to 8 wherein Z is negatively charged.

10. The fluid of claim 9 wherein Z is COO⁻.

20 11. The fluid of one of the claims 1 to 10, for use as a fracturing fluid.

12. The fluid of one of the claims 1 to 11 for use at a downhole location where the average temperature exceeds 93°C.
25

13. The fluid of claim 12 wherein the average temperature exceeds 121°C.

14. Method for use in the recovery of hydrocarbons
30 comprising the following steps:

providing an aqueous viscoelastic surfactant fluid comprising a monomer, a dimer or an oligomer of a viscoelastic surfactant able to form a viscoelastic gel under downhole conditions, said surfactant comprising a hydrophobic tail and
35 a hydrophilic head, and being of the following formulae:

- 22 -

R-X-Y-Z

where R is the hydrophobic tail of the surfactant, Z is
5 the hydrophilic head of the surfactant, said hydrophilic head
being charged, X is a stabilising bond and Y is a linear,
saturated or unsaturated, hydrocarbon chain of 1, 2 or 3
carbon atoms or a branched, saturated or unsaturated
hydrocarbon chain wherein the main chain is of 1, 2 or 3
10 carbon atoms, possibly incorporating an aromatic ring.

15 15. The method of claim 14 wherein the viscoelastic
surfactant is able to form viscoelastic gel at a temperature
of 93°C.

16. The method of claim 14 wherein the viscoelastic
surfactant is able to form a viscoelastic gel at a temperature
of 121°C.

20 17. The method of claim 14 wherein the viscoelastic
surfactant is able to form a viscoelastic gel at a temperature
of 149°C.

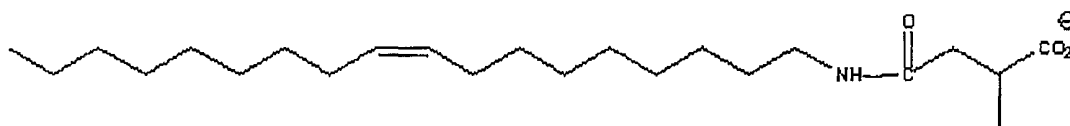


Fig. 1

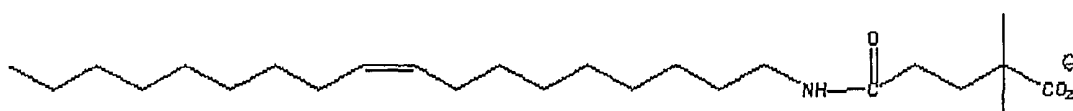


Fig. 2



Fig. 3

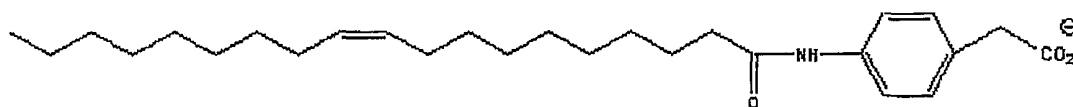


Fig. 4

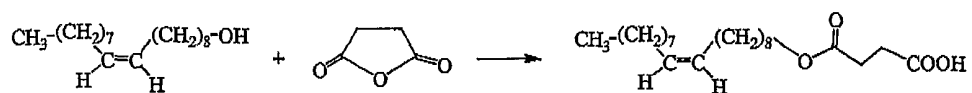


Fig. 5

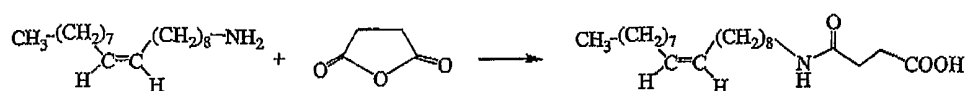


Fig. 6

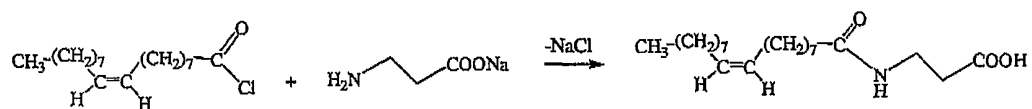


Fig. 7

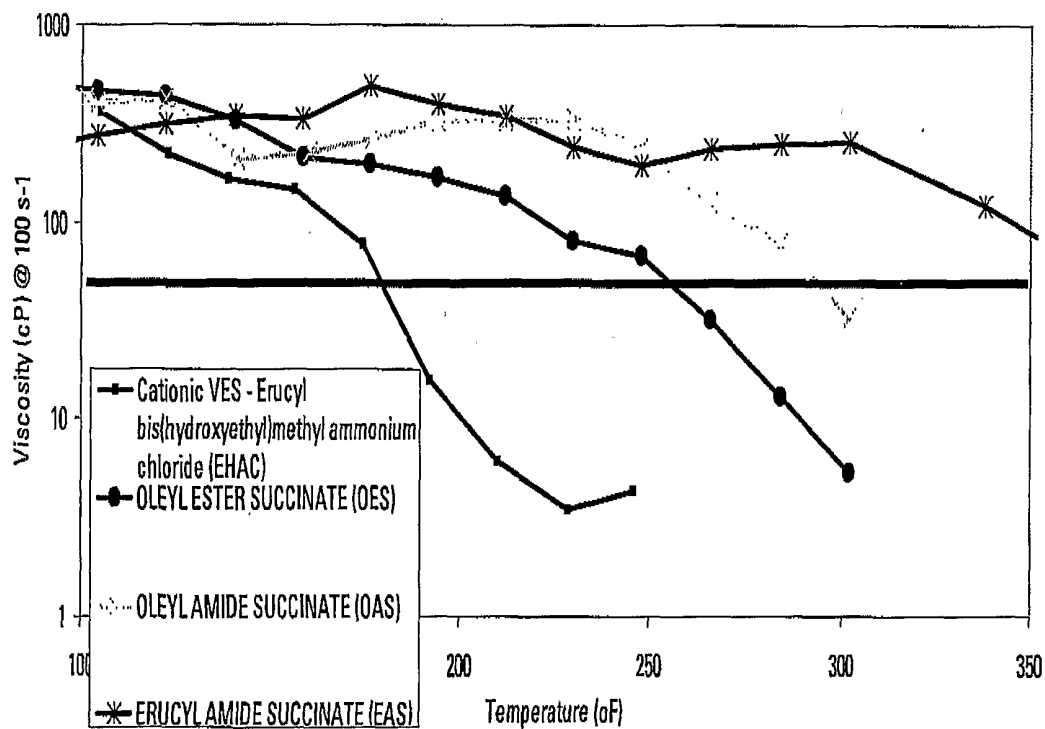


Fig. 8

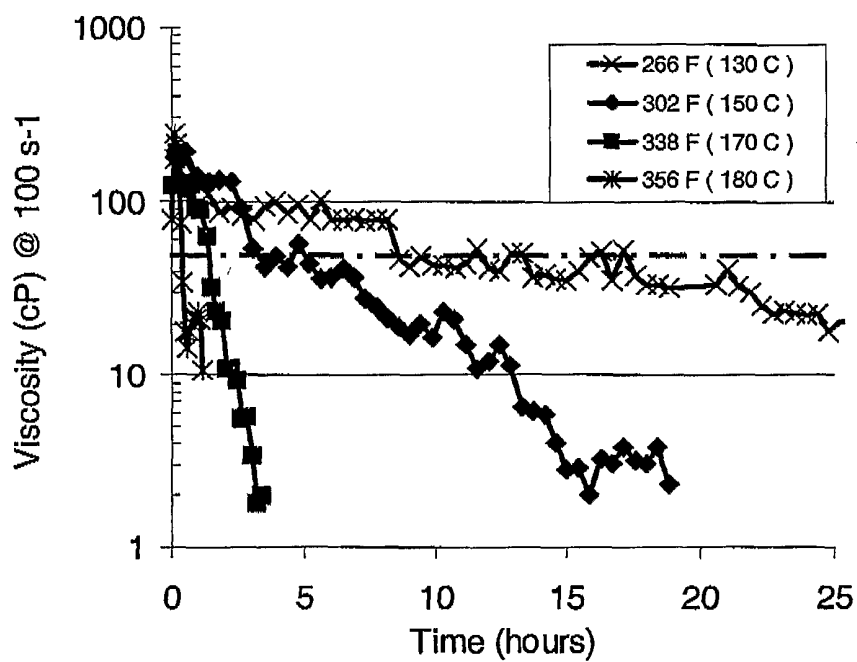


Fig. 9

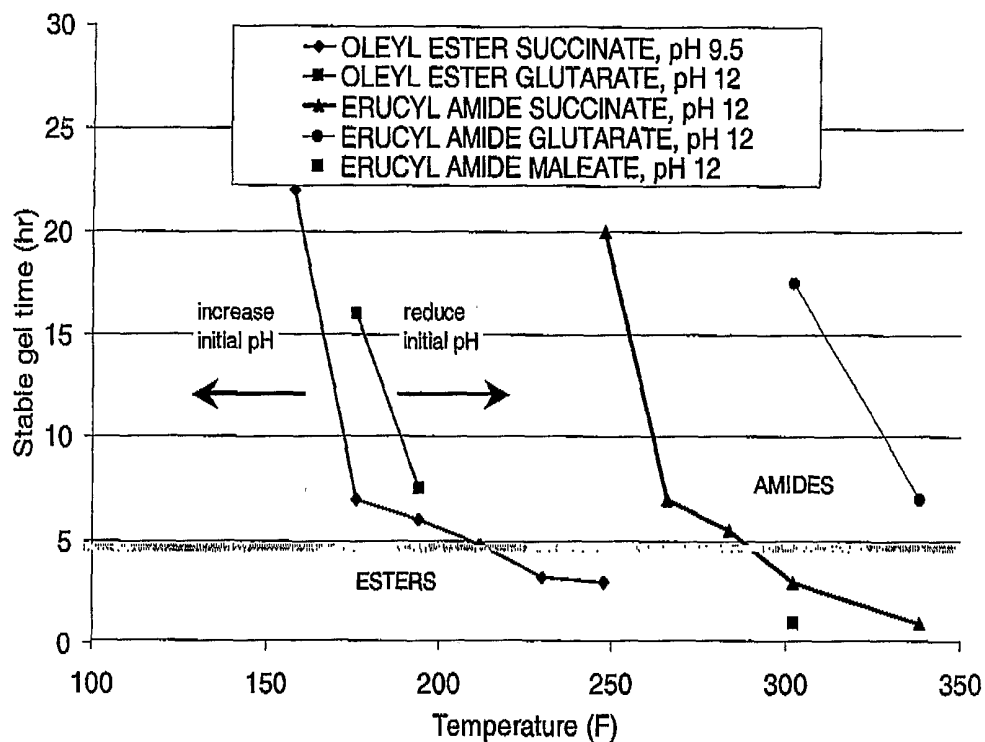


Fig. 10

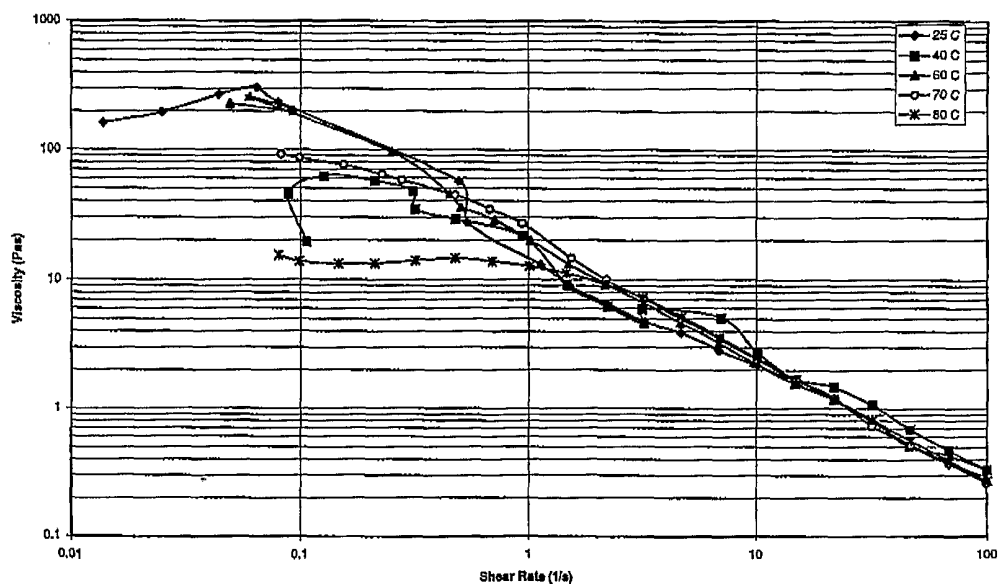


Fig. 11

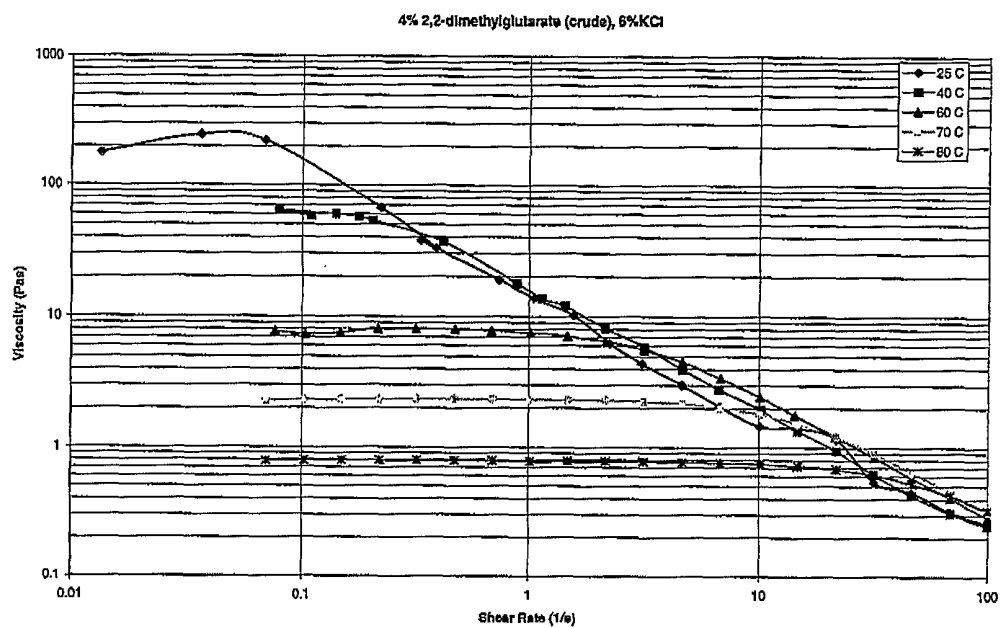


Fig. 12

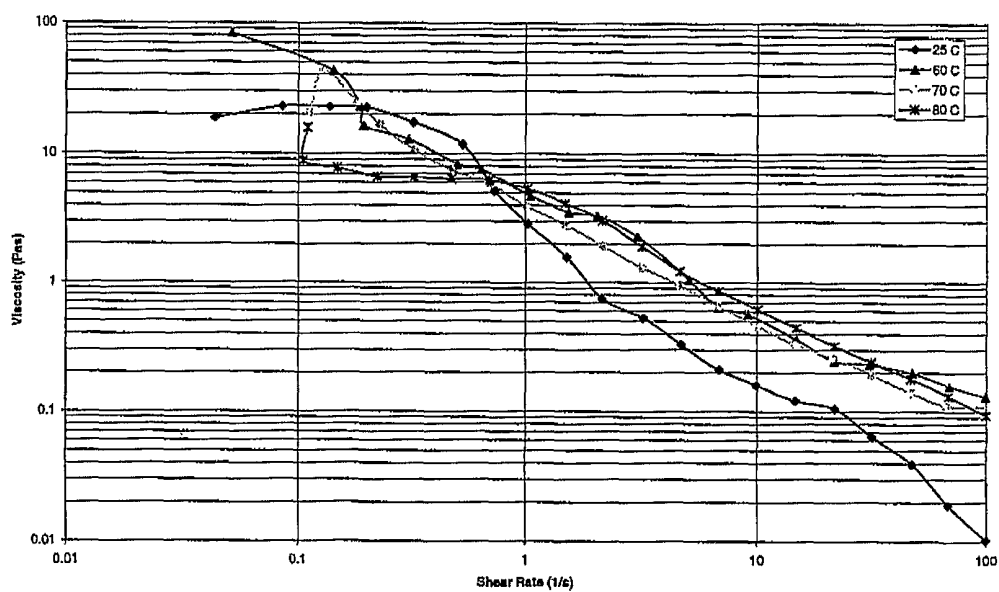


Fig. 13

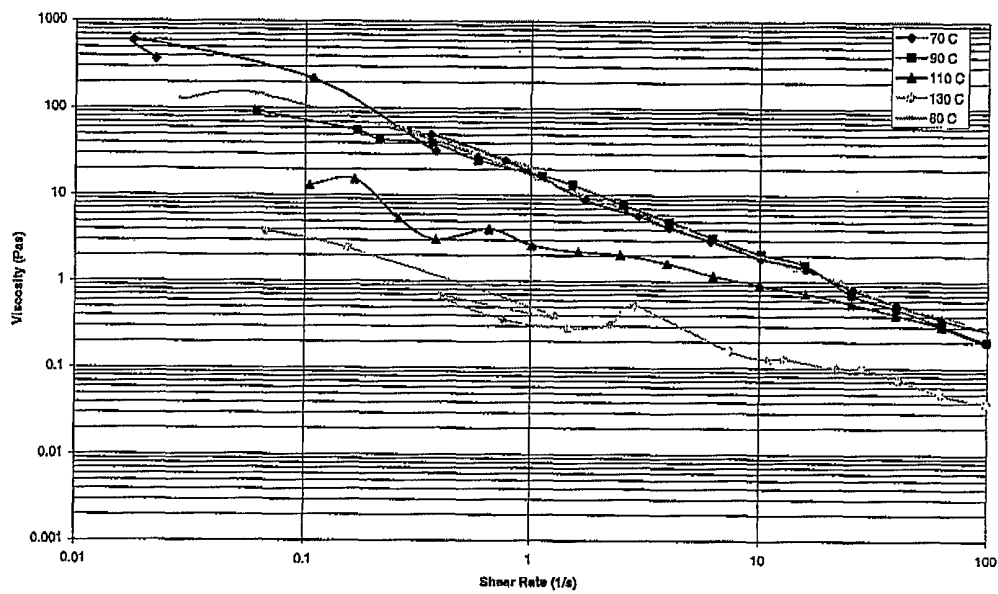


Fig. 14

INTERNATIONAL SEARCH REPORT

International Application No.

PCT/GB 02/00606

A. CLASSIFICATION OF SUBJECT MATTER

IPC 7 E21B43/26 B01F17/00

According to International Patent Classification (IPC) or to both national classification and IPC

B. FIELDS SEARCHED

Minimum documentation searched (classification system followed by classification symbols)

IPC 7 E21B B01F

Documentation searched other than minimum documentation to the extent that such documents are included in the fields searched

Electronic data base consulted during the international search (name of data base and, where practical, search terms used)

EPO-Internal

C. DOCUMENTS CONSIDERED TO BE RELEVANT

Category *	Citation of document, with indication, where appropriate, of the relevant passages	Relevant to claim No.
A	WO 98 56497 A (RHODIA) 17 December 1998 (1998-12-17) page 5, line 32 -page 8, line 26; claims 1,7,31,45,5 ----	1-3,5-7, 9-11,14
A	WO 94 09852 A (DOW CHEMICAL CO) 11 May 1994 (1994-05-11) page 4, line 11 -page 5, line 16 ----	1-3, 9-11,14
A	US 5 258 137 A (ROSE GENE D ET AL) 2 November 1993 (1993-11-02) column 4, line 5 -column 5, line 11 -----	1-3, 9-11,14



Further documents are listed in the continuation of box C.



Patent family members are listed in annex.

* Special categories of cited documents :

- *A* document defining the general state of the art which is not considered to be of particular relevance
- *E* earlier document but published on or after the international filing date
- *L* document which may throw doubts on priority claim(s) or which is cited to establish the publication date of another citation or other special reason (as specified)
- *O* document referring to an oral disclosure, use, exhibition or other means
- *P* document published prior to the international filing date but later than the priority date claimed

T later document published after the international filing date or priority date and not in conflict with the application but cited to understand the principle or theory underlying the invention

X document of particular relevance; the claimed invention cannot be considered novel or cannot be considered to involve an inventive step when the document is taken alone

Y document of particular relevance; the claimed invention cannot be considered to involve an inventive step when the document is combined with one or more other such documents, such combination being obvious to a person skilled in the art.

* & * document member of the same patent family

Date of the actual completion of the international search

23 May 2002

Date of mailing of the international search report

31/05/2002

Name and mailing address of the ISA

European Patent Office, P.B. 5818 Patentlaan 2
NL - 2280 HV Rijswijk
Tel. (+31-70) 340-2040, Tx. 31 651 epo nl,
Fax: (+31-70) 340-3016

Authorized officer

Boulon, A

INTERNATIONAL SEARCH REPORT

Information on patent family members

International Application No

PCT/GB 02/00606

Patent document cited in search report		Publication date	Patent family member(s)	Publication date
WO 9856497	A	17-12-1998	AU 8066298 A BR 9810023 A CN 1263481 T EP 0993334 A1 NO 996089 A US 6258859 B1 WO 9856497 A1	30-12-1998 15-01-2002 16-08-2000 19-04-2000 08-02-2000 10-07-2001 17-12-1998
WO 9409852	A	11-05-1994	CA 2148583 A1 US 5258137 A WO 9409852 A1 DE 69230542 D1 DE 69230542 T2 DK 669844 T3 EP 0669844 A1 NO 951727 A	11-05-1994 02-11-1993 11-05-1994 10-02-2000 03-08-2000 26-06-2000 06-09-1995 26-06-1995
US 5258137	A	02-11-1993	CA 2148583 A1 WO 9409852 A1 DE 69230542 D1 EP 0669844 A1 NO 951727 A DE 69230542 T2 DK 669844 T3	11-05-1994 11-05-1994 10-02-2000 06-09-1995 26-06-1995 03-08-2000 26-06-2000