US00D714022S

(12) United States Design Patent
Mong et al.

(10) Patent No.: US D714,022 S
(45) Date of Patent: ** Sep. 30, 2014

(54) **JACKET**

(71) Applicant: **NIKE, Inc.**, Beaverton, OR (US)

(72) Inventors: **Annie Wai Nga Mong**, Temple City, CA (US); **Luke A. Pezzimenti**, Portland, OR (US)

(73) Assignee: **NIKE, Inc.**, Beaverton, OR (US)

(**) Term: **14 Years**

(21) Appl. No.: **29/492,432**

(22) Filed: **May 30, 2014**

(51) **LOC (10) Cl.** **02-02**

(52) **U.S. Cl.**
USPC **D2/828**

(58) **Field of Classification Search**
USPC ..... D2/728, 749, 750, 823, 828, 831, 833, D2/839, 853, 866, 878, 889, 891; 2/84, 85, 2/87, 93, 95, 96, 108, DIG. 1, 202, 206, 2/209.13
See application file for complete search history.

(56) **References Cited**

U.S. PATENT DOCUMENTS

339,920	A		4/1886	Patjlme	
1,657,866	A	*	1/1928	Mooney	2/462
D113,203	S		1/1939	Feigenbaum	
D113,204	S	*	1/1939	Zucker et al.	D2/833
D157,696	S	*	3/1950	Paque	D2/839
3,398,406	A	*	8/1968	Waterbury	2/2.5
4,619,622	A	*	10/1986	McDonald et al.	441/111
D298,474	S	*	11/1988	Twede	D29/100
5,465,424	A	*	11/1995	Cudney et al.	2/462
D367,551	S		3/1996	Chalbeck et al.	
D374,329	S		10/1996	Wilde	
D580,632	S		11/2008	Adams et al.	
D638,201	S		5/2011	Gosse	
D641,137	S		7/2011	Evans et al.	
D643,577	S		8/2011	Bulan et al.	
D654,664	S		2/2012	Evans et al.	
D662,285	S		6/2012	Rushworth	
D693,095	S	*	11/2013	Grant	D2/834
D698,123	S		1/2014	Yu et al.	
D698,525	S		2/2014	Roberts et al.	
D698,528	S	*	2/2014	Roberts et al.	D2/839
D702,920	S	*	4/2014	Chaney	D2/739
D707,423	S	*	6/2014	Pezzimenti	D2/829
D707,424	S	*	6/2014	Pezzimenti	D2/829
2013/0276201	A1	*	10/2013	Pezzimenti	2/69

* cited by examiner

Primary Examiner — Rashida Johnson
(74) *Attorney, Agent, or Firm* — Banner & Witcoff, Ltd.

(57) **CLAIM**

The ornamental design for a jacket, as shown and described.

DESCRIPTION

FIG. **1** is a right perspective view of a jacket showing our new design;
FIG. **2** is a left perspective view thereof;
FIG. **3** is a front view thereof;
FIG. **4** is a right side view thereof;
FIG. **5** is a left side view thereof;
FIG. **6** is a top view thereof; and,
FIG. **7** is an enlarged view of the claimed region shown in FIG. **3** shown in isolation.

The broken lines immediately adjacent to the shaded area represent unclaimed boundaries of the design. The four unshaded circular regions, demarcated by broken lines, within the shaded area form no part of the claimed design. The broken lines showing the remainder of the jacket are for environmental purposes only and form no part of the claimed design.

1 Claim, 6 Drawing Sheets

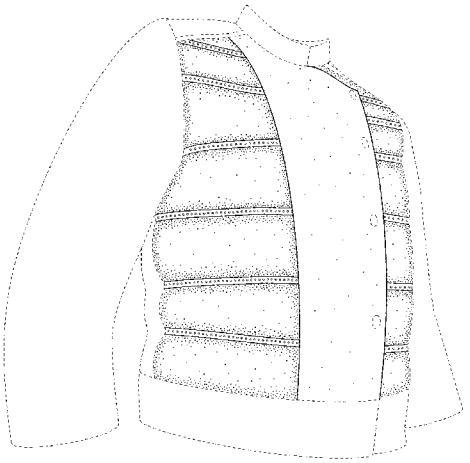

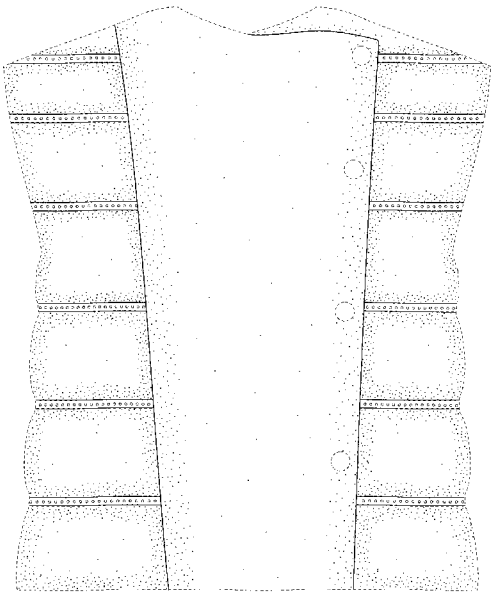

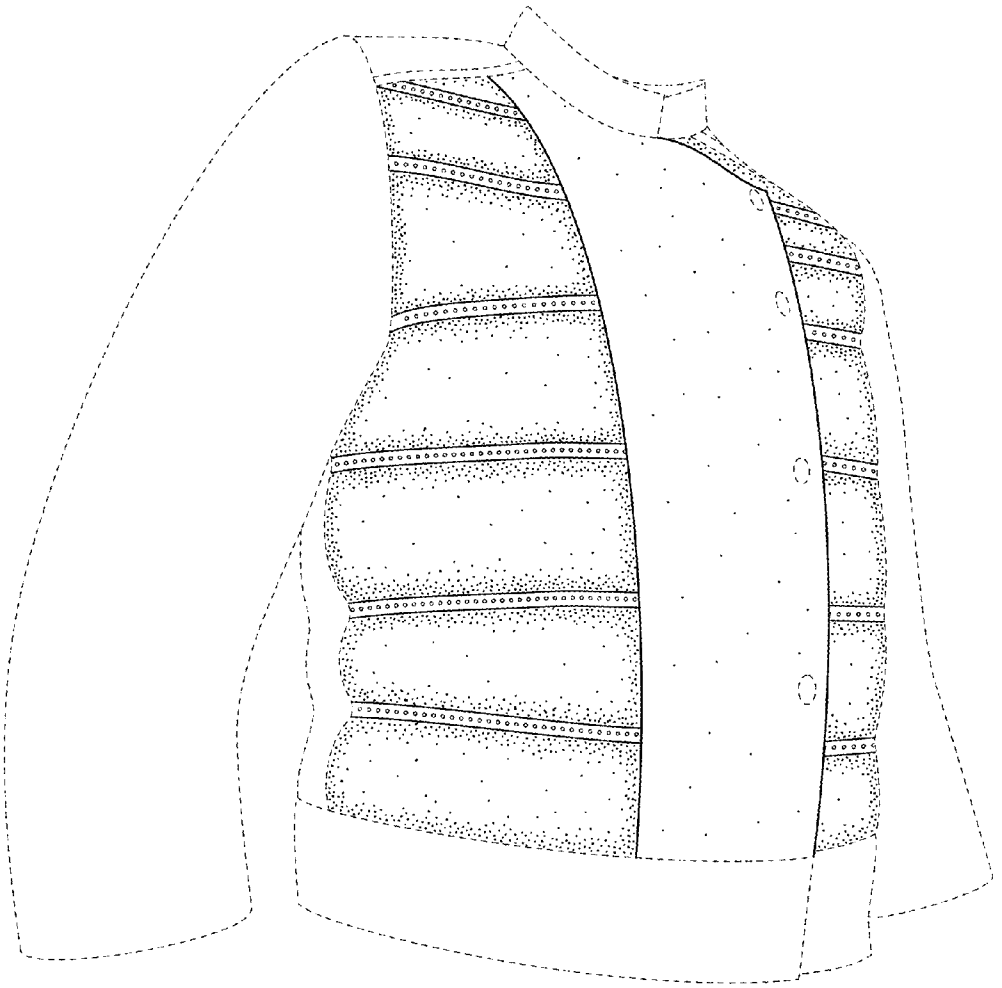

FIG. 1



FIG. 2

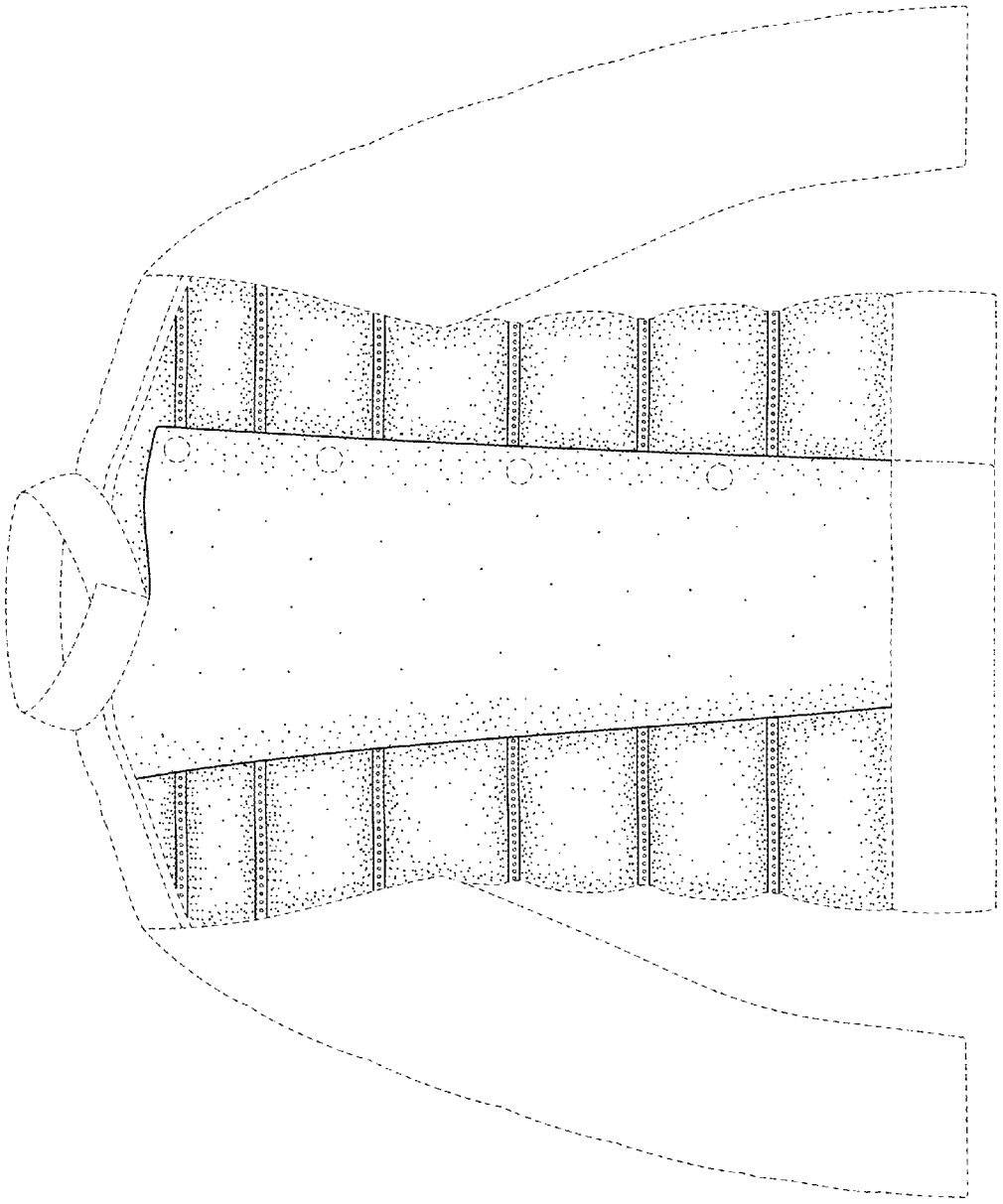

FIG. 3

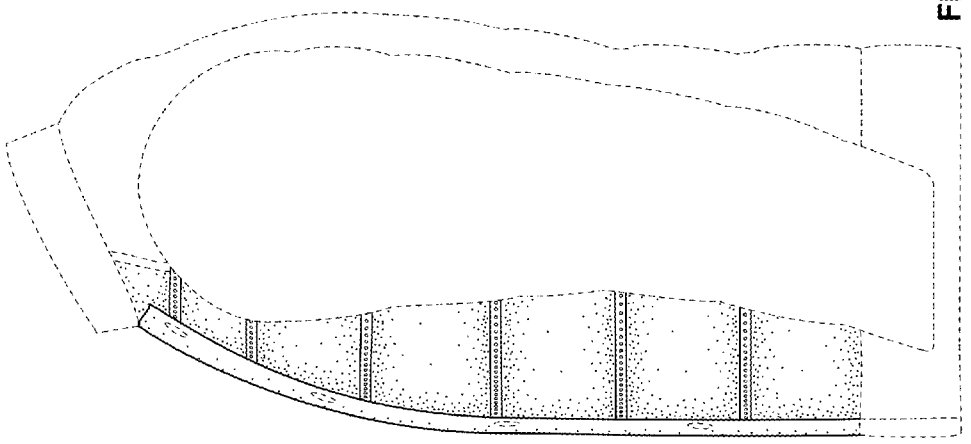

FIG. 5

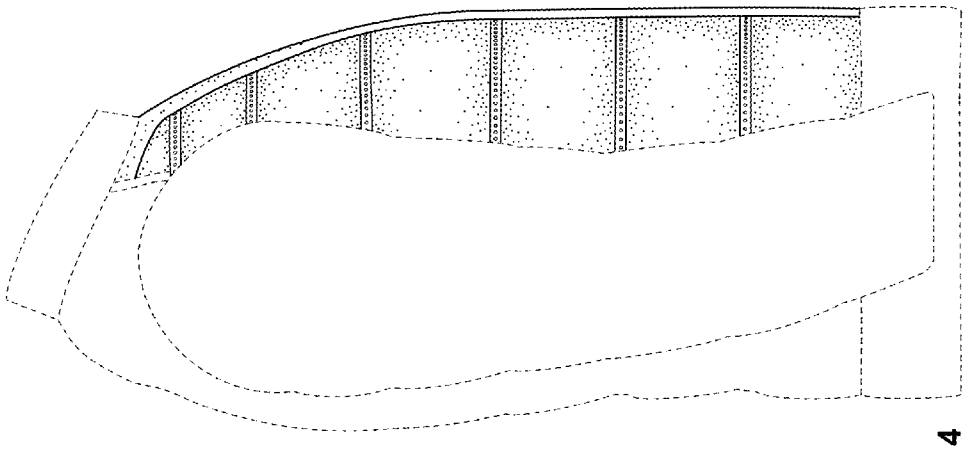

FIG. 4

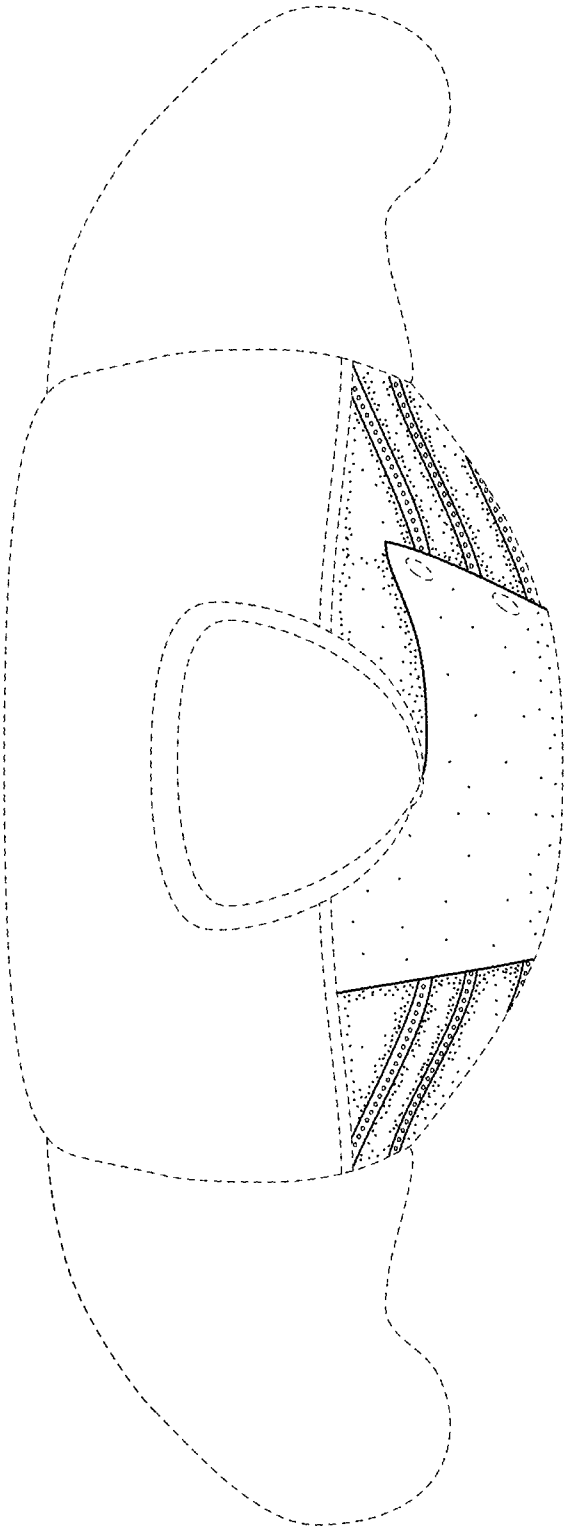

FIG. 6

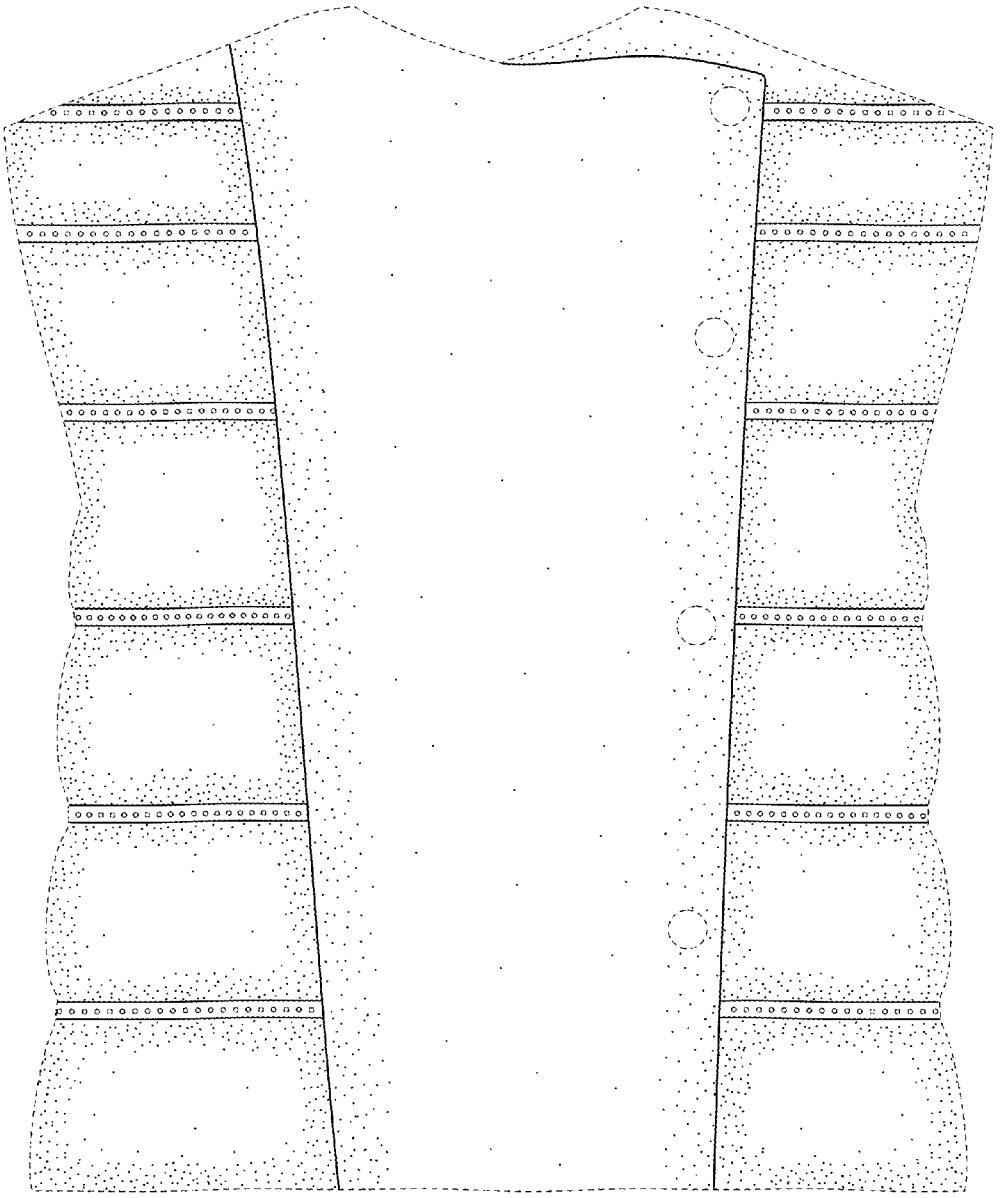

FIG. 7