

(12) PATENT
(19) AUSTRALIAN PATENT OFFICE

(11) Application No. **AU 199961334 B2**
(10) Patent No. **773269**

(54) Title
Nitrosated and nitrosylated phosphodiesterase inhibitors,
compositions and methods of use

(51) ⁶ International Patent Classification(s)
A61K 031/165 C07D 213/75
A61K 031/38 C07D 213/81
A61K 031/40 C07D 213/83
A61K 031/415 C07D 233/28
A61K 031/425 C07D 233/30
A61K 031/44 C07D 233/32
A61K 031/47 C07D 233/38
A61K 031/50 C07D 277/22
A61K 031/505 C07D 279/04
C07D 207/24 C07D 279/06
C07D 207/46 C07D 295/00
C07D 211/72 C07D 401/00
C07D 211/84 C07D 417/00
C07D 213/72 C07D 487/00

(21) Application No: 199961334 (22) Application Date: 1999.09.01

(87) WIPO No: W000/12076

(30) Priority Data

(31) Number (32) Date (33) Country
09/145142 1998.09.01 US

(43) Publication Date : 2000.03.21
(43) Publication Journal Date : 2000.05.11
(44) Accepted Journal Date : 2004.05.20

(71) Applicant(s)
Nitromed, Inc.

(72) Inventor(s)
David S. Garvey; Inigo Saenz De Tejada; Richard A. Earl;
Subhash P. Khanapure

(74) Agent/Attorney
PETER MAXWELL and ASSOCIATES,PO Box R1466 Royal Exchange,SYDNEY
NSW 1225

(56) Related Art
WO 1998/019672

CORRECTED
VERSION*

PCT

pages 1/60-60/60, drawings, replaced by new pages 1/60-60/60; due to late transmittal by the receiving Office

INTERNATIONAL APPLICATION PUBLISHED UNDER THE PATENT COOPERATION TREATY (PCT)

61334199



(51) International Patent Classification 7 : A61K 31/165, 31/38, 31/40, 31/415, 31/425, 31/44, 31/47, 31/50, 31/505, C07D 207/24, 207/46, 211/72, 211/84, 213/72, 213/75, 213/81, 213/83, 233/28, 233/30, 233/32, 233/38, 277/22, 279/04, 279/06, 295/00, 401/00, 417/00, 487/00		A1	(11) International Publication Number: WO 00/12076 (43) International Publication Date: 9 March 2000 (09.03.00)
(21) International Application Number: PCT/US99/20024 (22) International Filing Date: 1 September 1999 (01.09.99) (30) Priority Data: 09/145,142 1 September 1998 (01.09.98) US (71) Applicant (for all designated States except US): NITROMED, INC. [US/US]; 12 Oak Park Drive, Bedford, MA 01730 (US). (72) Inventors; and (73) Inventors/Applicants (for US only): GARVEY, David, S. [US/US]; 10 Grand Hill Drive, Dover, MA 02030 (US). SAENZ DE TEJADA, Inigo [US/ES]; San Rafael, 14, Pozuelo de Alarcon, E-28224 Madrid (ES). EARL, Richard, A. [US/US]; 6 Kylemore Drive, Westford, MA 01886 (US). KHANAPURE, Subhash, P. [IN/US]; 3 Colonial Drive, Clinton, MA 01510 (US).		(74) Agents: GRIEFF, Edward, D.; Hale and Dorr LLP, 1455 Pennsylvania Avenue, N.W., Washington, DC 20004 (US) et al. (81) Designated States: AE, AL, AM, AT, AU, AZ, BA, BB, BG, BR, BY, CA, CH, CN, CR, CU, CZ, DE, DK, DM, EE, ES, FI, GB, GD, GE, GH, GM, HR, HU, ID, IL, IN, IS, JP, KE, KG, KP, KR, KZ, LC, LK, LR, LS, LT, LU, LV, MD, MG, MK, MN, MW, MX, NO, NZ, PL, PT, RO, RU, SD, SE, SG, SI, SK, SL, TJ, TM, TR, TT, UA, UG, US, UZ, VN, YU, ZA, ZW, ARIPO patent (GH, GM, KE, LS, MW, SD, SL, SZ, UG, ZW), Eurasian patent (AM, AZ, BY, KG, KZ, MD, RU, TJ, TM), European patent (AT, BE, CH, CY, DE, DK, ES, FI, FR, GB, GR, IE, IT, LU, MC, NL, PT, SE), OAPI patent (BF, BJ, CF, CG, CI, CM, GA, GN, GW, ML, MR, NE, SN, TD, TG). Published With international search report. Before the expiration of the time limit for amending the claims and to be republished in the event of the receipt of amendments.	
(54) Title: NITROSATED AND NITROSYLATED PHOSPHODIESTERASE INHIBITORS, COMPOSITIONS AND METHODS OF USE (57) Abstract Disclosed are nitrosated and/or nitrosylated compounds of formulae (I)-(XIX) which are phosphodiesterase inhibitors and compositions comprising them. The invention also provides methods for treating or preventing sexual dysfunctions in males and females and also diseases induced by cGMP.			

IP AUSTRALIA
17 OCT 2000

*(Referred to in PCT Gazette No. 33/2000, Section II)

**NITROSATED AND NITROSYLATED PHOSPHODIESTERASE INHIBITORS,
COMPOSITIONS AND METHODS OF USE**

RELATED APPLICATIONS

This is a continuation-in-part of U.S. Application No. 09/145,142, filed
5 September 1, 1998, allowed, which is a continuation-in-part of U.S. Application
No. 08/740,764, filed November 1, 1996, issued as U.S. Patent No. 5,874,437; and is
a continuation-in-part of PCT/US97/19870, filed October 31, 1997, which claims
priority to U.S. Application No. 08/740,764, filed November 1, 1996, issued as U.S.
Patent No. 5,874,437.

10 **FIELD OF THE INVENTION**

The present invention describes novel nitrosated and/or nitrosylated
phosphodiesterase inhibitors, and novel compositions comprising at least one
nitrosated and/or nitrosylated phosphodiesterase inhibitor, and, optionally, at
least one compound that donates, transfers or releases nitric oxide, elevates
15 endogenous levels of endothelium-derived relaxing factor, stimulates
endogenous synthesis of nitric oxide or is a substrate for nitric oxide synthase,
and/or at least one vasoactive agent. The present invention also provides novel
compositions comprising at least one phosphodiesterase inhibitor, and at least
one compound that donates, transfers or releases nitric oxide, elevates
20 endogenous levels of endothelium-derived relaxing factor, stimulates
endogenous synthesis of nitric oxide or is a substrate for nitric oxide synthase,
and/or at least one vasoactive agent. The present invention also provides
methods for treating or preventing sexual dysfunctions in males and females, for
enhancing sexual responses in males and females, and for treating or preventing
25 diseases induced by the increased metabolism of cyclic guanosine 3',5'-
monophosphate (cGMP), such as hypertension, pulmonary hypertension,
congestive heart failure, renal failure, myocardial infarction, stable, unstable and
variant (Prinzmetal) angina, atherosclerosis, cardiac edema, renal insufficiency,
nephrotic edema, hepatic edema, stroke, asthma, bronchitis, chronic obstructive
30 pulmonary disease (COPD), cystic fibrosis, dementia, immunodeficiency,
premature labor, dysmenorrhoea, benign prostatic hyperplasia (BPH), bladder
outlet obstruction, incontinence, conditions of reduced blood vessel patency, e.g.,
postpercutaneous transluminal coronary angioplasty (post-PTCA), peripheral

vascular disease, allergic rhinitis, and glaucoma, and diseases characterized by disorders of gut motility, such as irritable bowel syndrome (IBS).

BACKGROUND OF THE INVENTION

Adequate sexual function is a complex interaction of hormonal events and psychosocial relationships. There are four stages to sexual response as described in the *International Journal of Gynecology & Obstetrics*, 51(3):265-277 (1995). The first stage of sexual response is desire. The second stage of sexual response is arousal. Both physical and emotional stimulation may lead to breast and genital vasodilation and clitoral engorgement (vasocongestion). In the female, dilation and engorgement of the blood vessels in the labia and tissue surrounding the vagina produce the "orgasmic platform," an area at the distal third of the vagina where blood becomes sequestered. Localized perivaginal swelling and vaginal lubrication make up the changes in this stage of sexual response. Subsequently, ballooning of the proximal portion of the vagina and elevation of the uterus occurs. In the male, vasodilation of the cavernosal arteries and closure of the venous channels that drain the penis produce an erection. The third stage of sexual response is orgasm, while the fourth stage is resolution. Interruption or absence of any of the stages of the sexual response cycle can result in sexual dysfunction. One study found that 35% of males and 42% of females reported some form of sexual dysfunction. Read et al, *J. Public Health Med.*, 19(4):387-391 (1997).

While there are obvious differences in the sexual response between males and females, one common aspect of the sexual response is the erectile response. The erectile response in both males and females is the result of engorgement of the erectile tissues of the genitalia with blood which is caused by the relaxation of smooth muscles in the arteries serving the genitalia.

In both pre-menopausal and menopausal females, sexual dysfunction can include, for example, sexual pain disorders, sexual desire disorders, sexual arousal dysfunction, orgasmic dysfunction, dyspareunia, and vaginismus. Sexual dysfunction can be caused, for example, by pregnancy, menopause, cancer, pelvic surgery, chronic medical illness or medications.

In males, some pharmacological methods of treating sexual dysfunctions are available, however, such methods have not proven to be highly satisfactory

or without potentially severe side-effects. Papaverine now widely used to treat impotence, is generally effective in cases where the dysfunction is psychogenic or neurogenic and where severe atherosclerosis is not involved. Injection of papaverine, a smooth muscle relaxant, or phenoxybenzamine, a non-specific antagonist and hypotensive, into corpus cavernosum has been found to cause an erection sufficient for vaginal penetration, however, these treatments are not without the serious and often painful side effect of priapism. Also, in cases where severe atherosclerosis is not a cause of the dysfunction, intracavernosal injection of phentolamine, an α -adrenergic antagonist, is used. As an alternative or, in some cases, as an adjunct to α -adrenergic blockade, prostaglandin E₁ (PGE₁) has been administered via intracavernosal injection. A major side effect frequently associated with intracorporally delivered PGE₁ is penile pain and burning.

The use of phosphodiesterase inhibitors for the treatment and prevention of diseases induced by the increased metabolism of cyclic guanosine 3',5'-monophosphate (cGMP), such as hypertension, pulmonary hypertension, congestive heart failure, renal failure, myocardial infarction, stable, unstable and variant (Prinzmetal) angina, atherosclerosis, cardiac edema, renal insufficiency, nephrotic edema, hepatic edema, stroke, asthma, bronchitis, chronic obstructive pulmonary disease (COPD), cystic fibrosis, dementia, immunodeficiency, premature labor, dysmenorrhoea, benign prostatic hyperplasia (BPH), bladder outlet obstruction, incontinence, conditions of reduced blood vessel patency, e.g., postpercutaneous transluminal coronary angioplasty (post-PTCA), peripheral vascular disease, allergic rhinitis, and glaucoma, and diseases characterized by disorders of gut motility, such as irritable bowel syndrome (IBS) have been previously described in, for example, US Patent Nos. 5,849,741 and 5,869,486, WO98/49166 and WO 97/03985, the disclosures of each of which are incorporated herein by reference in their entirety.

There is a need in the art for new and improved treatments of sexual dysfunctions and other diseases. The present invention is directed to these, as well as other, important ends.

SUMMARY OF THE INVENTION

Nitric oxide (NO) has been shown to mediate a number of actions including the bactericidal and tumoricidal actions of macrophages and blood vessel relaxation of endothelial cells. NO and NO donors have also been
5 implicated as mediators of nonvascular smooth muscle relaxation. As described herein, this effect includes the dilation of the corpus cavernosum smooth muscle, an event involved in the sexual response process in both males and females. However, the effects of modified phosphodiesterase inhibitors, which are directly or indirectly linked with a nitric oxide adduct, have not been
10 previously investigated.

In arriving at the present invention it was recognized that the risk of toxicities and adverse effects that are associated with high doses of phosphodiesterase inhibitors can be avoided by the use of nitrosated and/or nitrosylated phosphodiesterase inhibitors or by the use of at least one
15 phosphodiesterase inhibitor in combination with at least one nitric oxide donor. Such toxicities and adverse effects include hypotension, syncope, as well as priapism. The smooth muscle relaxant properties of phosphodiesterase inhibitors and of compounds that donate, release or transfer nitrogen monoxide or elevate levels of endogenous endothelium-derived relaxing factor (EDRF) or
20 are substrates for nitric oxide synthase work together to permit the same efficacy with lower doses of the phosphodiesterase inhibitors or work synergistically to produce an effect that is greater than the additive effects of the phosphodiesterase inhibitor and the compound that donates, releases or transfers nitrogen monoxide or elevates levels of endogenous nitric oxide or EDRF or is a substrates
25 for nitric oxide synthase.

One aspect of the present invention provides novel nitrosated and/or nitrosylated phosphodiesterase inhibitors. The phosphodiesterase inhibitors can be nitrosated and/or nitrosylated through one or more sites such as oxygen (hydroxyl condensation), sulfur (sulfhydryl condensation), carbon and/or
30 nitrogen. The present invention also provides compositions comprising a therapeutically effective amount of such compounds in a pharmaceutically acceptable carrier.

Another aspect of the present invention provides compositions comprising a therapeutically effective amount of at least one phosphodiesterase inhibitor (PDE inhibitor), that is optionally substituted with at least one NO and/or NO₂ group (i.e., nitrosylated and/or nitrosated), and at least one
5 compound that donates, transfers or releases nitrogen monoxide as a charged species, i.e., nitrosonium (NO⁺) or nitroxyl (NO⁻), or as the neutral species, nitric oxide (NO•), and/or stimulates endogenous production of nitric oxide or EDRF *in vivo* and/or is a substrate for nitric oxide synthase. The present invention also provides for such compositions in a pharmaceutically acceptable carrier.

10 Yet another aspect of the present invention provides compositions comprising a therapeutically effective amount of at least one phosphodiesterase inhibitor, that is optionally substituted with at least one NO and/or NO₂ group (i.e., nitrosylated and/or nitrosated), at least one vasoactive drug, and, optionally, at least one compound that donates, transfers or releases nitrogen monoxide as a
15 charged species, i.e., nitrosonium (NO⁺) or nitroxyl (NO⁻), or as the neutral species, nitric oxide (NO•), and/or stimulates endogenous production of nitric oxide or EDRF *in vivo* and/or is a substrate for nitric oxide synthase. The invention also provides for such compositions in a pharmaceutically acceptable carrier.

20 Yet another aspect of the present invention provides methods for treating and/or preventing sexual dysfunctions and/or enhancing sexual responses in patients, including males and females, by administering to a patient in need thereof a therapeutically effective amount of at least one nitrosated and/or nitrosylated phosphodiesterase inhibitor and, optionally, at least one compound
25 that donates, transfers or releases nitric oxide as a charged species, i.e., nitrosonium (NO⁺) or nitroxyl (NO⁻), or as the neutral species, nitric oxide (NO•), and/or stimulates endogenous production of nitric oxide or EDRF *in vivo* and/or is a substrate for nitric oxide synthase. The methods can further comprise administering a therapeutically effective amount of at least one vasoactive agent.
30 Alternatively, the methods for treating and/or preventing sexual dysfunctions and/or enhancing sexual responses in patients, including males and females, can comprise administering a therapeutically effective amount of at least one nitrosated and/or nitrosylated phosphodiesterase inhibitor, at least one

vasoactive agent, and, optionally, at least one compound that donates, transfers or releases nitric oxide as a charged species, i.e., nitrosonium (NO⁺) or nitroxyl (NO⁻), or as the neutral species, nitric oxide (NO•), and/or stimulates endogenous production of nitric oxide or EDRF *in vivo* and/or is a substrate for nitric oxide synthase. The nitrosated and/or nitrosylated phosphodiesterase inhibitors, nitric oxide donors, and/or vasoactive agents can be administered separately or as components of the same composition in one or more pharmaceutically acceptable carriers.

The present invention also provides methods for treating and/or preventing sexual dysfunctions and/or enhancing sexual responses in patients, including males and females, by administering to a patient in need thereof a therapeutically effective amount of at least one phosphodiesterase inhibitor and at least one compound that donates, transfers or releases nitric oxide as a charged species, i.e., nitrosonium (NO⁺) or nitroxyl (NO⁻), or as the neutral species, nitric oxide (NO•), and/or stimulates endogenous production of nitric oxide or EDRF *in vivo* and/or is a substrate for nitric oxide synthase. The methods can further comprise administering a therapeutically effective amount of at least one vasoactive agent. Alternatively, the methods for treating and/or preventing sexual dysfunctions and/or enhancing sexual responses in patients, including males and females, can comprise administering a therapeutically effective amount of at least one phosphodiesterase inhibitor, at least one vasoactive agent, and, optionally, at least one compound that donates, transfers or releases nitric oxide as a charged species, i.e., nitrosonium (NO⁺) or nitroxyl (NO⁻), or as the neutral species, nitric oxide (NO•), and/or stimulates endogenous production of nitric oxide or EDRF *in vivo* and/or is a substrate for nitric oxide synthase. The phosphodiesterase inhibitors, the nitric oxide donors, and the vasoactive agents can be administered separately or as components of the same composition in one or more pharmaceutically acceptable carriers.

The present invention also provides methods using the compounds and compositions described herein to prevent or treat diseases induced by the increased metabolism of cyclic guanosine 3',5'-monophosphate (cGMP), such as hypertension, pulmonary hypertension, congestive heart failure, myocardial infarction, stable, unstable and variant (Prinzmetal) angina, atherosclerosis,

cardiac edema, renal insufficiency, nephrotic edema, hepatic edema, stroke, asthma, bronchitis, chronic obstructive pulmonary disease (COPD), cystic fibrosis, dementia, immunodeficiency, premature labor, dysmenorrhoea, benign prostatic hyperplasia (BPH), bladder outlet obstruction, incontinence, conditions of reduced blood vessel patency, e.g., postpercutaneous transluminal coronary angioplasty (post-PTCA), peripheral vascular disease, allergic rhinitis, and glaucoma, and diseases characterized by disorders of gut motility, e.g., irritable bowel syndrome (IBS) by administering to a patient in need thereof a therapeutically effective amount of at least one of the compounds and/or compositions described herein. In these methods, the phosphodiesterase inhibitors that are optionally nitrosated and/or nitrosylated, nitric oxide donors and vasoactive agents can be administered separately or as components of the same composition in one or more pharmaceutically acceptable carriers.

These and other aspects of the present invention are described in detail herein.

BRIEF DESCRIPTION OF THE DRAWINGS

Fig. 1 shows a synthetic scheme for the preparation of nitrite containing substituted benzene derivatives.

Fig. 2 shows a synthetic scheme for the preparation of nitrosothiol containing substituted benzene derivatives.

Fig. 3 shows a synthetic scheme for the preparation of nitrate containing substituted benzene derivatives.

Fig. 4 shows a synthetic scheme for the preparation of nitrite containing imidazo[2,1-b]quinazoline derivatives.

Fig. 5 shows a synthetic scheme for the preparation of nitrosothiol containing imidazo[2,1-b]quinazoline derivatives.

Fig. 6 shows a synthetic scheme for the preparation of nitrate containing imidazo[2,1-b]quinazoline derivatives.

Fig. 7 shows a synthetic scheme for the preparation of nitrite containing purine-6-one derivatives.

Fig. 8 shows a synthetic scheme for the preparation of nitrosothiol containing purine-6-one derivatives.

Fig. 9 shows a synthetic scheme for the preparation of nitrate containing purine-6-one derivatives.

Fig. 10 shows a synthetic scheme for the preparation of nitrite containing pyrimidin-4-one derivatives.

5 Fig. 11 shows a synthetic scheme for the preparation of nitrosothiol containing pyrimidin-4-one derivatives.

Fig. 12 shows a synthetic scheme for the preparation of nitrate containing pyrimidin-4-one derivatives.

10 Fig. 13 shows a synthetic scheme for the preparation of nitrite containing 2-pyridone derivatives.

Fig. 14 shows a synthetic scheme for the preparation of nitrosothiol containing 2-pyridone derivatives.

Fig. 15 shows a synthetic scheme for the preparation of nitrate containing 2-pyridone derivatives.

15 Fig. 16 shows a synthetic scheme for the preparation of nitrite containing purine-2,6-dione derivatives.

Fig. 17 shows a synthetic scheme for the preparation of nitrosothiol containing purine-2,6-dione derivatives.

20 Fig. 18 shows a synthetic scheme for the preparation of nitrate containing purine-2,6-dione derivatives.

Fig. 19 shows a synthetic scheme for the preparation of nitrite containing quinoline derivatives.

Fig. 20 shows a synthetic scheme for the preparation of nitrosothiol containing quinoline derivatives.

25 Fig. 21 shows a synthetic scheme for the preparation of nitrate containing quinoline derivatives.

Fig. 22 shows a synthetic scheme for the preparation of nitrite containing substituted pyridine derivatives.

30 Fig. 23 shows a synthetic scheme for the preparation of nitrosothiol containing substituted pyridine derivatives.

Fig. 24 shows a synthetic scheme for the preparation of nitrate containing substituted pyridine derivatives.

Fig. 25 shows a synthetic scheme for the preparation of nitrite containing benzo [c] [1,6] naphthyridine derivatives.

Fig. 26 shows a synthetic scheme for the preparation of nitrosothiol containing benzo[c] [1,6] naphthyridine derivatives.

5 Fig. 27 shows a synthetic scheme for the preparation of nitrate containing benzo[c] [1,6] naphthyridine derivatives.

Fig. 28 shows a synthetic scheme for the preparation of nitrite containing 2,6-dihydroxyalkylamino-4,8-dipiperidino pyrimido [5,4-d] pyrimidine derivatives.

10 Fig. 29 shows a synthetic scheme for the preparation of nitrosothiol containing 2,6-dihydroxyalkylamino-4,8-dipiperidino pyrimido [5,4-d] pyrimidine derivatives.

Fig. 30 shows a synthetic scheme for the preparation of nitrate containing 2,6-dihydroxyalkylamino-4,8-dipiperidino pyrimido [5,4-d] pyrimidine
15 derivatives.

Fig. 31 shows a synthetic scheme for the preparation of nitrite containing 1- ((3,4-dihydroxyphenyl)methyl)-6,7-isoquinoline derivatives.

Fig. 32 shows a synthetic scheme for the preparation of nitrosothiol containing 1-((3,4-dihydroxyphenyl)methyl)-6,7-isoquinoline derivatives.

20 Fig. 33 shows a synthetic scheme for the preparation of nitrate containing 1- ((3,4-dihydroxyphenyl)methyl)-6,7-isoquinoline derivatives.

Fig. 34 shows a synthetic scheme for the preparation of nitrite containing substituted quinazoline derivatives.

Fig. 35 shows a synthetic scheme for the preparation of nitrosothiol
25 containing substituted quinazoline derivatives.

Fig. 36 shows a synthetic scheme for the preparation of nitrate containing substituted quinazoline derivatives.

Fig. 37 shows a synthetic scheme for the preparation of nitrate containing substituted phenol derivatives.

30 Fig. 38 shows a synthetic scheme for the preparation of nitrosothiol containing substituted phenol derivatives.

Fig. 39 shows a synthetic scheme for the preparation of nitrate containing substituted phenol derivatives.

Fig. 40 shows a synthetic scheme for the preparation of nitrate containing substituted 5,11,11a,4a-tetrahydropiperazino[1,2-b]beta-carboline-1,4-dione derivatives.

5 Fig. 41 shows a synthetic scheme for the preparation of nitrosothiol containing substituted 5,11,11a,4a-tetrahydropiperazino[1,2-b]beta-carboline-1,4-dione derivatives.

Fig. 42 shows a synthetic scheme for the preparation of nitrate containing substituted 5,11,11a,4a-tetrahydropiperazino[1,2-b]beta-carboline-1,4-dione derivatives.

10 Fig. 43 shows a synthetic scheme for the preparation of nitrite containing substituted 2-acyl -1,2,3,4-tetrahydrobeta-carboline derivatives.

Fig. 44 shows a synthetic scheme for the preparation of nitrosothiol containing substituted 2-acyl -1,2,3,4-tetrahydrobeta-carboline derivatives.

15 Fig. 45 shows a synthetic scheme for the preparation of nitrate containing substituted 2-acyl -1,2,3,4-tetrahydrobeta-carboline derivatives.

Fig. 46 shows a synthetic scheme for the preparation of nitrite containing substituted 2-pyrazolin-5-one derivatives.

Fig. 47 shows a synthetic scheme for the preparation of nitrosothiol containing substituted 2-pyrazolin-5-one derivatives.

20 Fig. 48 shows a synthetic scheme for the preparation of nitrate containing substituted 2-pyrazolin-5-one derivatives.

Fig. 49 shows a synthetic scheme for the preparation of nitrite containing substituted phthalazine derivatives.

25 Fig. 50 shows a synthetic scheme for the preparation of nitrosothiol containing substituted phthalazine derivatives.

Fig. 51 shows a synthetic scheme for the preparation of nitrate containing substituted phthalazine derivatives.

Fig. 52 shows a synthetic scheme for the preparation of nitrite containing substituted 2-aminobenzamide derivatives.

30 Fig. 53 shows a synthetic scheme for the preparation of nitrosothiol containing substituted 2-aminobenzamide derivatives.

Fig. 54 shows a synthetic scheme for the preparation of nitrate containing substituted 2-aminobenzamide derivatives.

Fig. 55 shows a synthetic scheme for the preparation of nitrite containing substituted imidazoquinazoline derivatives.

Fig. 56 shows a synthetic scheme for the preparation of nitrosothiol containing substituted imidazoquinazoline derivatives.

5 Fig. 57 shows a synthetic scheme for the preparation of nitrate containing substituted imidazoquinazoline derivatives.

Fig. 58 shows the comparative *in vivo* relaxation effects of dipyridamole and the compound of Example 1 in phenylephrine-induced contracted human corpus cavernosum tissue.

10 Fig. 59 shows the percent peak erectile response *in vivo*, expressed as intercavernosal pressure (ICP) as a percent of the mean arterial blood pressure (%MABP) in the anesthetized rabbit following the administration of (i) sildenafil alone (ii) the combination of sildenafil and S-nitrosoglutathione (SNO-Glu) (iii) S-nitrosoglutathione (SNO-Glu) alone. The ordinate is the percent response of
15 intracavernosal pressure and the abscissa indicates the compounds administered.

Fig. 60 shows the duration of the erectile response *in vivo* in the anesthetized rabbit following the administration of (i) sildenafil alone (ii) the combination of sildenafil and S-nitrosoglutathione (SNO-Glu) (iii) S-nitrosoglutathione (SNO-Glu) alone. The ordinate is the duration in minutes
20 and the abscissa indicates the compounds administered.

DETAILED DESCRIPTION OF THE INVENTION

The following definitions may be used throughout the specification.

"Phosphodiesterase inhibitor" or "PDE inhibitor" refers to any compound that inhibits the enzyme phosphodiesterase. The term refers to selective or non-selective inhibitors of cyclic guanosine 3',5'-monophosphate phosphodiesterases (cGMP-PDE) and cyclic adenosine 3',5'-monophosphate phosphodiesterases (cAMP-PDE).
25

"Patient" refers to animals, preferably mammals, more preferably humans.

"Transurethral" or "intraurethral" refers to delivery of a drug into the urethra, such that the drug contacts and passes through the wall of the urethra and enters into the blood stream.
30

"Transdermal" refers to the delivery of a drug by passage through the skin and into the blood stream.

"Transmucosal" refers to delivery of a drug by passage of the drug through the mucosal tissue and into the blood stream.

"Penetration enhancement" or "permeation enhancement" refers to an increase in the permeability of the skin or mucosal tissue to a selected
5 pharmacologically active agent such that the rate at which the drug permeates through the skin or mucosal tissue is increased.

"Carriers" or "vehicles" refers to carrier materials suitable for drug administration and include any such material known in the art such as, for example, any liquid, gel, solvent, liquid diluent, solubilizer, or the like, which is
10 non-toxic and which does not interact with any components of the composition in a deleterious manner.

"Nitric oxide adduct" or "NO adduct" refers to compounds and functional groups which, under physiological conditions, can donate, release and/or directly or indirectly transfer any of the three redox forms of nitrogen monoxide (NO^+ ,
15 NO^- , NO^\bullet), such that the biological activity of the nitrogen monoxide species is expressed at the intended site of action.

"Nitric oxide releasing" or "nitric oxide donating" refers to methods of donating, releasing and/or directly or indirectly transferring any of the three redox forms of nitrogen monoxide (NO^+ , NO^- , NO^\bullet), such that the biological
20 activity of the nitrogen monoxide species is expressed at the intended site of action.

"Nitric oxide donor" or "NO donor" refers to compounds that donate, release and/or directly or indirectly transfer a nitric oxide species, and/or stimulate the endogenous production of nitric oxide or endothelium-derived
25 relaxing factor (EDRF) *in vivo* and/or elevate endogenous levels of nitric oxide or EDRF *in vivo*. "NO donor" also includes compounds that are substrates for nitric oxide synthase.

"Alkyl" refers to a lower alkyl group, a haloalkyl group, an alkenyl group, an alkynyl group, a bridged cycloalkyl group, a cycloalkyl group or a heterocyclic
30 ring, as defined herein.

"Lower alkyl" refers to branched or straight chain acyclic alkyl group comprising one to about ten carbon atoms (preferably one to about eight carbon atoms, more preferably one to about six carbon atoms). Exemplary lower alkyl

groups include methyl, ethyl, n-propyl, isopropyl, n-butyl, isobutyl, sec-butyl, t-butyl, pentyl, neopentyl, iso-amyl, hexyl, octyl, and the like.

"Haloalkyl" refers to a lower alkyl group, an alkenyl group, an alkynyl group, a bridged cycloalkyl group, a cycloalkyl group or a heterocyclic ring, as defined herein, to which is appended one or more halogens, as defined herein. Exemplary haloalkyl groups include trifluoromethyl, chloromethyl, 2-bromobutyl, 1-bromo-2-chloro-pentyl, and the like.

"Alkenyl" refers to a branched or straight chain C_2 - C_{10} hydrocarbon (preferably a C_2 - C_8 hydrocarbon, more preferably a C_2 - C_6 hydrocarbon) which can comprise one or more carbon-carbon double bonds. Exemplary alkenyl groups include propenyl, buten-1-yl, isobutenyl, penten-1-yl, 2,2-methylbuten-1-yl, 3-methylbuten-1-yl, hexan-1-yl, hepten-1-yl, octen-1-yl, and the like.

"Alkynyl" refers to an unsaturated acyclic C_2 - C_{10} hydrocarbon (preferably a C_2 - C_8 hydrocarbon, more preferably a C_2 - C_6 hydrocarbon) which can comprise one or more carbon-carbon triple bonds. Exemplary alkynyl groups include ethynyl, propynyl, butyn-1-yl, butyn-2-yl, pentyl-1-yl, pentyl-2-yl, 3-methylbutyn-1-yl, hexyl-1-yl, hexyl-2-yl, hexyl-3-yl, 3,3-dimethyl-butyn-1-yl, and the like.

"Bridged cycloalkyl" refers to two or more cycloalkyl groups, heterocyclic groups, or a combination thereof fused via adjacent or non-adjacent atoms. Bridged cycloalkyl groups can be unsubstituted or substituted with one, two or three substituents independently selected from alkyl, alkoxy, amino, alkylamino, dialkylamino, hydroxy, halo, carboxyl, alkylcarboxylic acid, aryl, amidyl, ester, alkylcarboxylic ester, carboxamido, alkylcarboxamido, oxo and nitro. Exemplary bridged cycloalkyl groups include adamantyl, decahydronaphthyl, quinuclidyl, 2,6-dioxabicyclo[3.3.0]octane, 7-oxabicyclo[2.2.1]heptyl and the like.

"Cycloalkyl" refers to an alicyclic group comprising from about 3 to about 7 carbon atoms. Cycloalkyl groups can be unsubstituted or substituted with one, two or three substituents independently selected from alkyl, alkoxy, amino, alkylamino, dialkylamino, arylamino, diarylamino, alkylarylamino, aryl, amidyl, ester, hydroxy, halo, carboxyl, alkylcarboxylic acid, alkylcarboxylic ester, carboxamido, alkylcarboxamido, oxo and nitro. Exemplary cycloalkyl groups include cyclopropyl, cyclobutyl, cyclopentyl, cyclohexyl, and the like.

"Heterocyclic ring or group" refers to a saturated or unsaturated cyclic hydrocarbon group having about 2 to about 10 carbon atoms (preferably about 4 to about 6 carbon atoms) where 1 to about 3 carbon atoms are replaced by one or more nitrogen, oxygen and/or sulfur atoms. The heterocyclic ring or group can be fused to an aromatic hydrocarbon group. Heterocyclic groups can be unsubstituted or substituted with one, two or three substituents independently selected from alkyl, alkoxy, amino, alkylamino, dialkylamino, arylamino, diarylamino, alkylaryl amino, hydroxy, oxo, halo, carboxyl, alkylcarboxylic acid, alkylcarboxylic ester, aryl, amidyl, ester, carboxamido, alkylcarboxamido, arylcarboxamido, and nitro. Exemplary heterocyclic groups include pyrrolyl, pyridinyl, pyrazolyl, triazolyl, pyrimidinyl, pyridazinyl, oxazolyl, thiazolyl, imidazolyl, indolyl, thiophenyl, furanyl, tetrahydrofuranyl, tetrazolyl, 2-pyrrolinyl, 3-pyrrolinyl, pyrrolindinyl, oxazolindinyl, 1,3-dioxolanyl, 2-imidazonlinyl, imidazolindinyl, 2-pyrazolinyl, pyrazolidinyl, isoxazolyl, isothiazolyl, 1,2,3-oxadiazolyl, 1,2,3-triazolyl, 1,3,4-thiadiazolyl, 2H-pyranyl, 4H-pyranyl, piperidinyl, 1,4-dioxanyl, morpholinyl, 1,4-dithianyl, thiomorpholinyl, pyrazinyl, piperazinyl, 1,3,5-triazinyl, 1,3,5-trithianyl, benzo(b)thiophenyl, benzimidazolyl, quinolynyl, and the like.

"Heterocyclic compounds" refer to mono- and polycyclic compounds comprising at least one aryl or heterocyclic ring.

"Aryl" refers to a monocyclic, bicyclic, carbocyclic or heterocyclic ring system comprising one or two aromatic rings. Exemplary aryl groups include phenyl, pyridyl, naphthyl, quinoyl, tetrahydronaphthyl, furanyl, indanyl, indenyl, indoyl, and the like. Aryl groups (including bicyclic aryl groups) can be unsubstituted or substituted with one, two or three substituents independently selected from alkyl, alkoxy, amino, alkylamino, dialkylamino, arylamino, diarylamino, alkylaryl amino, hydroxy, alkylcarboxylic acid, alkylcarboxylic ester, aryl, amidyl, ester, carboxamido, alkylcarboxamido and nitro. Exemplary substituted aryl groups include tetrafluorophenyl, pentafluorophenyl, and the like.

"Alkylaryl" refers to an alkyl group, as defined herein, to which is appended an aryl group, as defined herein. Exemplary alkylaryl groups include

benzyl, phenylethyl, hydroxybenzyl, fluorobenzyl, fluorophenylethyl, and the like.

"Arylalkyl" refers to an aryl radical, as defined herein, attached to an alkyl radical, as defined herein.

5 "Cycloalkylalkyl" refers to a cycloalkyl radical, as defined herein, attached to an alkyl radical, as defined herein.

"Heterocyclicalkyl" refers to a heterocyclic ring radical, as defined herein, attached to an alkyl radical, as defined herein.

"Arylheterocyclic ring" refers to a bi- or tricyclic ring comprised of an aryl ring, as defined herein, appended via two adjacent carbon atoms of the aryl ring
10 to a heterocyclic ring, as defined herein. Exemplary arylheterocyclic rings include dihydroindole, 1,2,3,4-tetra-hydroquinoline, and the like.

"Alkoxy" refers to $R_{50}O-$, wherein R_{50} is an alkyl group, as defined herein. Exemplary alkoxy groups include methoxy, ethoxy, t-butoxy, cyclopentyloxy, and
15 the like.

"Arylalkoxy or alkoxyaryl" refers to an alkoxy group, as defined herein, to which is appended an aryl group, as defined herein. Exemplary arylalkoxy groups include benzyloxy, phenylethoxy, chlorophenylethoxy, and the like.

"Alkoxyalkyl" refers to an alkoxy group, as defined herein, appended to an
20 alkyl group, as defined herein. Exemplary alkoxyalkyl groups include methoxymethyl, methoxyethyl, isopropoxymethyl, and the like.

"Alkoxyhaloalkyl" refers to an alkoxy group, as defined herein, appended to a haloalkyl group, as defined herein. Exemplary alkoxyhaloalkyl groups include 4 methoxy-2-chlorobutyl and the like.

"Cycloalkoxy" refers to $R_{54}O-$, wherein R_{54} is a cycloalkyl group or a bridged cycloalkyl group, as defined herein. Exemplary cycloalkoxy groups include cyclopropyloxy, cyclopentyloxy, cyclohexyloxy, and the like.

"Haloalkoxy" refers to a haloalkyl group, as defined herein, to which is
 5 appended an alkoxy group, as defined herein. Exemplary haloalkyl groups include 1,1,1-trichloroethoxy, 2-bromobutoxy, and the like.

"Hydroxy" refers to $-OH$.

"Oxo" refers to $=O$.

"Hydroxyalkyl" refers to a hydroxy group, as defined herein, appended to
 10 an alkyl group, as defined herein.

"Amino" refers to $-NH_2$.

"Nitrate" refers to $-O-NO_2$.

"Nitrite" refers to $-O-NO$.

"Thionitrate" refers to $-S-NO_2$.

15 "Thionitrite" and "nitrosothiol" refer to $-S-NO$.

"Nitro" refers to the group $-NO_2$ and "nitrosated" refers to compounds that have been substituted therewith.

"Nitroso" refers to the group $-NO$ and "nitrosylated" refers to compounds that have been substituted therewith.

20 "Nitrile" and "cyano" refer to $-CN$.

"Halogen" or "halo" refers to iodine (I), bromine (Br), chlorine (Cl), and/or fluorine (F).

"Alkylamino" refers to $R_{50}NH-$, wherein R_{50} is an alkyl group, as defined herein. Exemplary alkylamino groups include methylamino, ethylamino,
 25 butylamino, cyclohexylamino, and the like.

"Arylamino" refers to $R_{55}NH-$, wherein R_{55} is an aryl group, as defined herein.

"Dialkylamino" refers to $R_{52}R_{53}N-$, wherein R_{52} and R_{53} are each independently an alkyl group, as defined herein. Exemplary dialkylamino
 30 groups include dimethylamino, diethylamino, methyl propargylamino, and the like.

"Diarylamino" refers to $R_{55}R_{60}N-$, wherein R_{55} and R_{60} are each independently an aryl group, as defined herein.

"Alkylaryl amino" refers to $R_{52}R_{55}N-$, wherein R_{52} is an alkyl group, as defined herein and R_{55} is an aryl group, as defined herein.

"Aminoalkyl" refers to an amino group, an alkylamino group, a dialkylamino group, an arylamino group, a diarylamino group, an alkylaryl amino group or a heterocyclic ring, as defined herein, to which is appended an alkyl group, as defined herein.

"Aminoaryl" refers to an amino group, an alkylamino group, a dialkylamino group, an arylamino group, a diarylamino group, an alkylaryl amino group or a heterocyclic ring, as defined herein, to which is appended an aryl group, as defined herein.

"Sulfinyl" refers to $-S(O)-$.

"Sulfonyl" refers to $-S(O)_2-$.

"Sulfonic acid" refers to $-S(O)_2OH$.

"Alkylsulfonic acid" refers to a sulfonic acid group, as defined herein, appended to an alkyl group, as defined herein.

"Arylsulfonic acid" refers to a sulfonic acid group, as defined herein, appended to an aryl group, as defined herein.

"Sulfonic ester" refers to $-S(O)_2OR_{58}$, wherein R_{58} is an alkyl group, an aryl group, an alkylaryl group or an aryl heterocyclic ring, as defined herein.

"Sulfonamido" refers to $-S(O)_2N(R_{51})(R_{57})$, wherein R_{51} and R_{57} are each independently a hydrogen atom, an alkyl group, an aryl group, an alkylaryl group, or an arylheterocyclic ring, as defined herein, and R_{51} and R_{57} , when taken together are a heterocyclic ring, a cycloalkyl group or a bridged cycloalkyl group, as defined herein.

"Alkylsulfonamido" refers to a sulfonamido group, as defined herein, appended to an alkyl group, as defined herein.

"Arylsulfonamido" refers to a sulfonamido group, as defined herein, appended to an aryl group, as defined herein.

"Alkylthio" refers to $R_{50}S-$, wherein R_{50} is an alkyl group, as defined herein.

"Arylthio" refers to $R_{55}S-$, wherein R_{55} is an aryl group, as defined herein.

"Alkylsulfinyl" refers to $R_{50}-S(O)-$, wherein R_{50} is an alkyl group, as defined herein.

"Alkylsulfonyl" refers to $R_{50}-S(O)_2-$, wherein R_{50} is an alkyl group, as defined herein.

"Arylsulfonyl" refers to $R_{55}-S(O)_2-$, wherein R_{55} is an aryl group, as defined herein.

5 "Arylsulfonyl" refers to $R_{55}-S(O)_2-$, wherein R_{55} is an aryl group, as defined herein.

"Amidyl" refers to $R_{51}C(O)N(R_{57})-$ wherein R_{51} and R_{57} are each independently a hydrogen atom, an alkyl group, an aryl group, an alkylaryl group, or an arylheterocyclic ring, as defined herein.

10 "Ester" refers to $R_{51}C(O)O-$ wherein R_{51} is a hydrogen atom, an alkyl group, an aryl group, an alkylaryl group, or an arylheterocyclic ring, as defined herein.

"Carbamoyl" refers to $-O-C(O)N(R_{51})(R_{57})$, wherein R_{51} and R_{57} are each independently a hydrogen atom, an alkyl group, an aryl group, an alkylaryl group or an arylheterocyclic ring, as defined herein, and R_{51} and R_{57} when taken
15 together are a heterocyclic ring, a cycloalkyl group or a bridged cycloalkyl group, as defined herein.

"Carboxyl" refers to $-CO_2H$.

"Carbonyl" refers to $-C(O)-$.

"Methanthial" refers to $-C(S)-$.

20 "Carboxylic ester" refers to $-C(O)OR_{58}$, wherein R_{58} is an alkyl group, an aryl group, an alkylaryl group or an aryl heterocyclic ring, as defined herein.

"Alkylcarboxylic acid" and "alkylcarboxyl" refer to an alkyl group, as defined herein, appended to a carboxyl group, as defined herein.

"Alkylcarboxylic ester" refers to an alkyl group, as defined herein,
25 appended to a carboxylic ester group, as defined herein.

"Arylcarboxylic acid" refers to an aryl group, as defined herein, appended to a carboxyl group, as defined herein.

"Arylcarboxylic ester" refers to an aryl group, as defined herein, appended to a carboxylic ester group, as defined herein.

30 "Carboxamido" refers to $-C(O)N(R_{51})(R_{57})$, wherein R_{51} and R_{57} are each independently a hydrogen atom, an alkyl group, an aryl group, an alkylaryl group or an arylheterocyclic ring, as defined herein, and R_{51} and R_{57} when taken

together are a heterocyclic ring, a cycloalkyl group or a bridged cycloalkyl group, as defined herein.

"Alkylcarboxamido" refers to an alkyl group, as defined herein, appended to a carboxamido group, as defined herein.

5 "Arylcarboxamido" refers to an aryl group, as defined herein, appended to a carboxamido group, as defined herein.

"Urea" refers to $-N(R_{58})-C(O)N(R_{51})(R_{57})$ wherein R_{51} , R_{57} , and R_{58} are each independently a hydrogen atom, an alkyl group, an aryl group, an alkylaryl group, or an arylheterocyclic ring, as defined herein, and R_{51} and R_{57} when taken
10 together are a heterocyclic ring, a cycloalkyl group or a bridged cycloalkyl group, as defined herein.

"Phosphoryl" refers to $-P(R_{70})(R_{71})(R_{72})$, wherein R_{70} is a lone pair of electrons, sulfur or oxygen, and R_{71} and R_{72} are each independently a covalent bond, a hydrogen, a lower alkyl, an alkoxy, an alkylamino, a hydroxy or an aryl,
15 as defined herein.

"Silyl" refers to $-Si(R_{73})(R_{74})$, wherein R_{73} and R_{74} are each independently a covalent bond, a lower alkyl, an alkoxy, an aryl or an arylalkoxy, as defined herein.

The term "sexual dysfunction" generally includes any sexual dysfunction
20 in a patient, including an animal, preferably a mammal, more preferably a human. The patient can be male or female. Sexual dysfunctions can include, for example, sexual desire disorders, sexual arousal disorders, orgasmic disorders and sexual pain disorders. Female sexual dysfunction refers to any female sexual dysfunction including, for example, sexual desire disorders, sexual arousal
25 dysfunctions, orgasmic dysfunctions, sexual pain disorders, dyspareunia, and vaginismus. The female can be pre-menopausal or menopausal. Male sexual dysfunction refers to any male sexual dysfunctions including, for example, male erectile dysfunction and impotence.

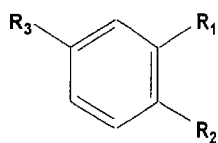
The present invention is directed to the treatment and/or prevention of
30 sexual dysfunctions in patients, including males and females, by administering the compounds and compositions described herein. The present invention is also directed to improving and/or enhancing sexual responses in patients, including males and females, by administering the compounds and/or

compositions described herein. The novel compounds and novel compositions of the present invention are described in more detail herein.

Phosphodiesterase inhibitors that may be used in the present invention include, for example, filaminast, piclamilast, rolipram, Org 20241, MCI-154, 5 roflumilast, toborinone, posicar, lixazinone, zaprinast, sildenafil, pyrazolopyrimidinones (such as those disclosed in WO 98/49166), motapizone, pimobendan, zardaverine, siguazodan, CI 930, EMD 53998, imazodan, saterinone, loproinone hydrochloride, 3-pyridinecarbonitrile derivatives, denbufyllene, albifylline, torbafylline, doxofylline, theophylline, pentoxofylline, 10 nanterinone, cilostazol, cilostamide, MS 857, piroximone, milrinone, amrinone, tolafentrine, dipyridamole, papaverine, E4021, thienopyrimidine derivatives (such as those disclosed in WO 98/17668), triflusal, ICOS-351, tetrahydropiperazino[1,2-b]beta-carboline-1,4-dione derivatives (such as those disclosed in US Patent No. 5,859,006, WO 97/03985 and WO 97/03675), carboline 15 derivatives, (such as those disclosed in WO 97/43287), 2-pyrazolin-5-one derivatives (such as those disclosed in US Patent No. 5,869,516), fused pyridazine derivatives (such as those disclosed in US Patent No. 5,849,741), quinazoline derivatives (such as those disclosed in US Patent No. 5,614,627), anthranilic acid derivatives (such as those disclosed in US Patent No. 5,714,993), 20 imidazoquinazoline derivatives (such as those disclosed in WO 96/26940), and the like. Also included are those phosphodiesterase inhibitors disclosed in WO 99/21562 and WO 99/30697. The disclosures of each of which are incorporated herein by reference in their entirety.

Sources of information for the above, and other, phosphodiesterase 25 inhibitors include Goodman and Gilman, The Pharmacological Basis of Therapeutics (9th Ed.), McGraw-Hill, Inc. (1995), The Physician's Desk Reference (49th Ed.), Medical Economics (1995), Drug Facts and Comparisons (1993 Ed), Facts and Comparisons (1993), and The Merck Index (12th Ed.), Merck & Co., Inc. (1996), the disclosures of each of which are incorporated herein by reference in their 30 entirety.

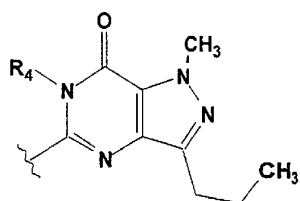
In one embodiment, the present invention describes nitrosated and/or nitrosylated PDE inhibitors of Formula (I):



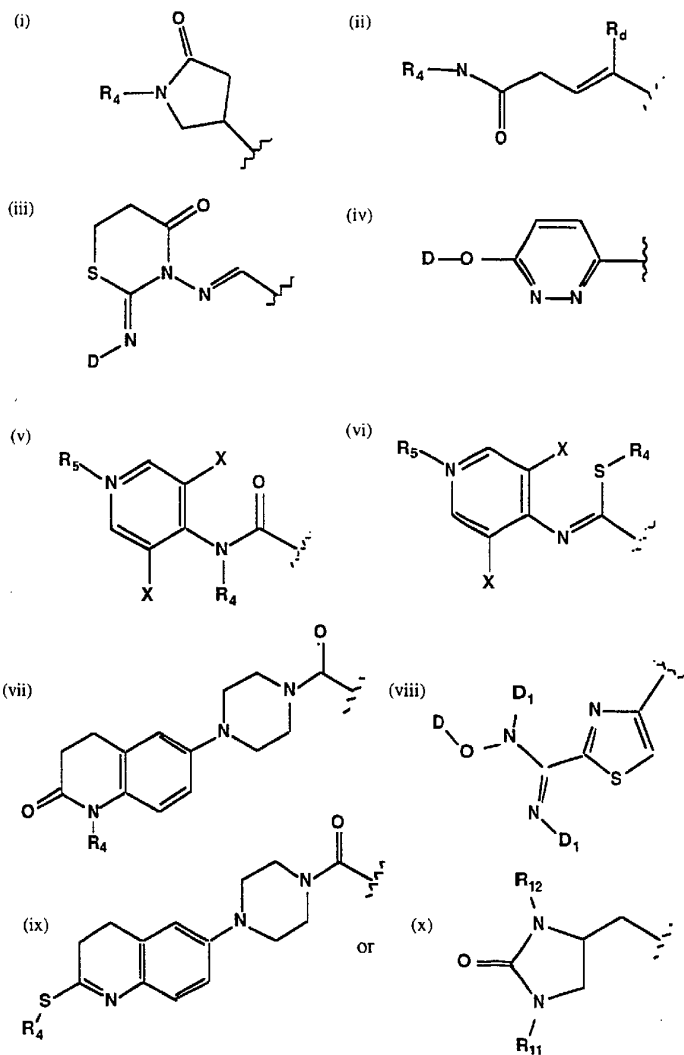
I

wherein,

5 R₁ is an alkoxy, a cycloalkoxy, a halogen, or



10 R₂ is a hydrogen, an alkoxy, or a haloalkoxy; and
R₃ is:



wherein,

D is

- (i) $-\text{NO}$,
- (ii) $-\text{NO}_2$,
- 5 (iii) $-\text{CH}(\text{R}_d)-\text{O}-\text{C}(\text{O})-\text{Y}-\text{Z}-(\text{C}(\text{R}_e)(\text{R}_f))_p-\text{T}-\text{Q}$,
- (iv) $-\text{C}(\text{O})-\text{Y}-\text{Z}-(\text{G}-(\text{C}(\text{R}_e)(\text{R}_f))_b-\text{T}-\text{Q})_p$;
- (v) $-\text{P}-\text{Z}-(\text{G}-(\text{C}(\text{R}_e)(\text{R}_f))_b-\text{T}-\text{Q})_p$;
- (vi) $-\text{P}_1-\text{B}_1-\text{W}-\text{B}_1-\text{L}_1-\text{E}_1-[\text{C}(\text{R}_e)(\text{R}_f)]_w-\text{E}_c-[\text{C}(\text{R}_e)(\text{R}_f)]_x-\text{L}_d-[\text{C}(\text{R}_e)(\text{R}_f)]_y-\text{L}_1-\text{E}_1-\text{L}_g-$
 $[\text{C}(\text{R}_e)(\text{R}_f)]_z-\text{T}-\text{Q}$ or
- 10 (vii) $-\text{P}_1-\text{F}'_1-\text{L}_1-\text{E}_1-[\text{C}(\text{R}_e)(\text{R}_f)]_w-\text{E}_c-[\text{C}(\text{R}_e)(\text{R}_f)]_x-\text{L}_d-[\text{C}(\text{R}_e)(\text{R}_f)]_y-\text{L}_1-\text{E}_1-\text{L}_g-$
 $[\text{C}(\text{R}_e)(\text{R}_f)]_z-$
 $\text{T}-\text{Q}$

wherein,

R_d is a hydrogen, a lower alkyl, a cycloalkyl, an aryl or an arylalkyl;

15 Y is oxygen, $\text{S}(\text{O})_o$, lower alkyl or NR_i ;

o is an integer from 0 to 2;

R_i is a hydrogen, an alkyl, an aryl, an alkylcarboxylic acid, an aryl carboxylic acid, an alkylcarboxylic ester, an arylcarboxylic ester, an alkylcarboxamido, an arylcarboxamido, an alkylaryl, an alkylsulfinyl, an alkylsulfonyl, an arylsulfinyl, an arylsulfonyl, a sulfonamido, a carboxamido, a carboxylic ester, $-\text{CH}_2-\text{C}(\text{T}-\text{Q})(\text{R}_e)(\text{R}_f)$, or $-(\text{N}_2\text{O}_2)^-\cdot\text{M}^+$, wherein M^+ is an organic or inorganic cation;

R_e and R_f are each independently a hydrogen, an alkyl, a cycloalkoxy, a halogen, a hydroxy, an hydroxyalkyl, an alkoxyalkyl, an arylheterocyclic ring, an alkylaryl, a cycloalkylalkyl, a heterocyclicalkyl, an alkoxy, a haloalkoxy, an amino, 25 an alkylamino, a dialkylamino, an arylamino, a diarylamino, an alkylaryl amino, an alkoxyhaloalkyl, a haloalkoxy, a sulfonic acid, an alkylsulfonic acid, an arylsulfonic acid, an arylalkoxy, an alkylthio, an arylthio, a cyano, an aminoalkyl, an aminoaryl, an alkoxy, an aryl, an arylalkyl, an alkylaryl, a carboxamido, a alkyl carboxamido, an aryl carboxamido, an amidyl, a carboxyl, a carbamoyl, an 30 alkylcarboxylic acid, an arylcarboxylic acid, an ester, a carboxylic ester, an alkylcarboxylic ester, an arylcarboxylic ester, a haloalkoxy, a sulfonamido, an alkylsulfonamido, an arylsulfonamido, a urea, a nitro, $-\text{T}-\text{Q}$, or $[\text{C}(\text{R}_e)(\text{R}_f)]_k-\text{T}-\text{Q}$,

or R_k and R_l taken together are a carbonyl, a methanthial, a heterocyclic ring, a cycloalkyl group or a bridged cycloalkyl group;

k is an integer from 1 to 3;

p is an integer from 1 to 10;

5 T is independently a covalent bond, oxygen, $S(O)_o$ or NR_i ;

Z is a covalent bond, an alkyl, an aryl, an arylalkyl, an alkylaryl, a heteroalkyl, or $(C(R_e)(R_f))_p$;

Q is $-NO$ or $-NO_2$;

G is a covalent bond, $-T-C(O)-$, $-C(O)-T-$ or T ;

10 b is an integer from 0 to 5;

P is a carbonyl, a phosphoryl or a silyl;

l and t are each independently an integer from 1 to 3;

r , s , c , d , g , i and j are each independently an integer from 0 to 3;

w , x , y and z are each independently an integer from 0 to 10;

15 P_1 is a covalent bond or P ;

B at each occurrence is independently an alkyl group, an aryl group, or $[C(R_e)(R_f)]_p$;

E at each occurrence is independently $-T-$, an alkyl group, an aryl group, or $-(CH_2CH_2O)_q$;

20 q is an integer of from 1 to 5;

L at each occurrence is independently $-C(O)-$, $-C(S)-$, $-T-$, a heterocyclic ring, an aryl group, an alkenyl group, an alkynyl group, an arylheterocyclic ring, or $-(CH_2CH_2O)_q$;

W is oxygen, $S(O)_o$, or NR_i ;

25 F' at each occurrence is independently selected from B or carbonyl;

n is an integer from 2 to 5;

with the proviso that when R_i is $-CH_2-C(T-Q)(R_e)(R_f)$ or $-(N_2O_2)M^+$, or R_e or R_f are $T-Q$ or $[C(R_e)(R_f)]_k-T-Q$, then the " $-T-Q$ " subgroup designated in D can be a hydrogen, an alkyl, an alkoxy, an alkoxyalkyl, an aminoalkyl, a hydroxy, or an

30 aryl.

In cases where multiple designations of variables which reside in sequence are chosen as a "covalent bond" or the integer chosen is 0, the intent is to denote a single covalent bond connecting one radical to another. For example, E_0 or

$[C(R_e)(R_f)]_0$ would denote a covalent bond, while E_2 denotes (E-E) and $[C(R_e)(R_f)]_2$ denotes $-C(R_e)(R_f)-C(R_e)(R_f)-$.

R_4 is:

- (i) hydrogen;
- (ii) $-\text{CH}(R_d)-\text{O}-\text{C}(\text{O})-\text{Y}-\text{Z}-[C(R_e)(R_f)]_p-\text{T}-\text{Q};$
- (iii) $-\text{C}(\text{O})-\text{T}-[C(R_e)(R_f)]_p-\text{T}-\text{Q};$
- (iv) $-\text{C}(\text{O})-\text{Z}-[C(R_e)(R_f)]_p-\text{T}-\text{Q}$ or
- (v) $-\text{W}_6-\text{L}_7-\text{E}_8-[C(R_e)(R_f)]_w-\text{E}_c-[C(R_e)(R_f)]_x-\text{L}_d-[C(R_e)(R_f)]_y-\text{L}_i-\text{E}_j-\text{L}_g-[C(R_e)(R_f)]_z-\text{T}-\text{Q}$

wherein $r, s, c, d, g, i, j, o, p, w, x, y, z, R_d, R_e, R_f, E, L, G, T, Q, W, Y,$ and Z are as defined herein;

R_5 is a lone pair of electrons or $-\text{CH}(R_d)-\text{O}-\text{C}(\text{O})-\text{Y}-\text{Z}-[C(R_e)(R_f)]_p-\text{T}-\text{Q};$

R_{11} and R_{12} are independently selected from hydrogen or R_4 ;

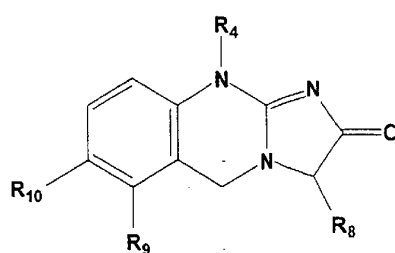
wherein $R_4, R_d, R_e, R_f, p, T, Q, Y,$ and Z are as defined herein;

X is a halogen, and D_1 is D or hydrogen, wherein D is as defined herein;

and with the proviso that if the structure does not contain D , then at least one of the variables R_4, R_5, R_{11} or R_{12} must contain the element $-\text{T}-\text{Q}$;

Another embodiment of the present invention provides compounds of Formula (II):

20



II

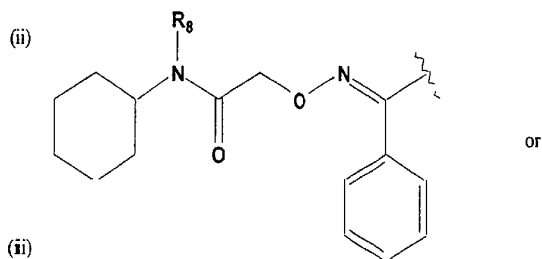
wherein,

- R_4 is as defined herein; with the proviso that R_4 cannot be hydrogen;
- R_8 is a hydrogen, a lower alkyl group or a haloalkyl group;
- R_9 is a hydrogen or a halogen; and

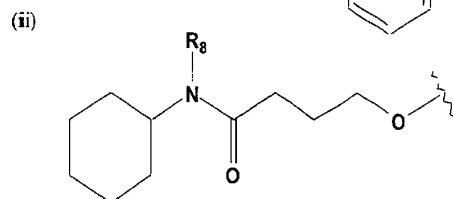
25

R_{10} is:

(i) hydrogen,



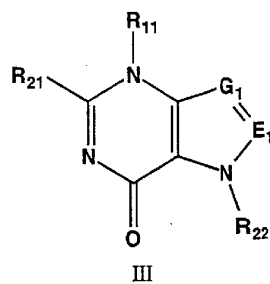
or



wherein R_8 is as defined herein.

Another embodiment of the present invention provides compounds of

5 Formula (III):

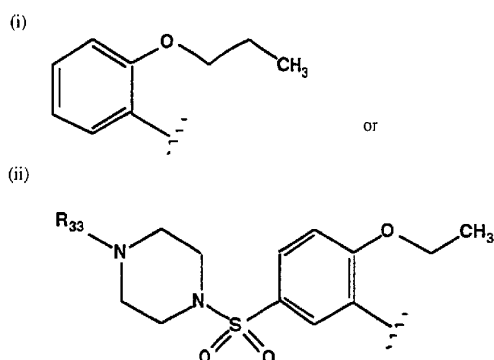


10 wherein,

E_1 is nitrogen or $-CH-$;

G_1 is nitrogen or $-C(R_8)-$;

R_{21} is:

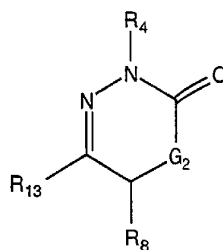


R_{22} is R_{12} or a lower alkyl;

R_{33} is a lower alkyl or $[C(R_e)(R_f)]_p-T-Q$; and

- 5 p , R_e , R_f , R_{11} , R_{12} , T and Q are as defined herein; with the proviso that at least one of the variables R_{11} , R_{12} , R_{22} or R_{33} must contain the element "T-Q".

Another embodiment of the present invention provides compounds of Formula (IV):



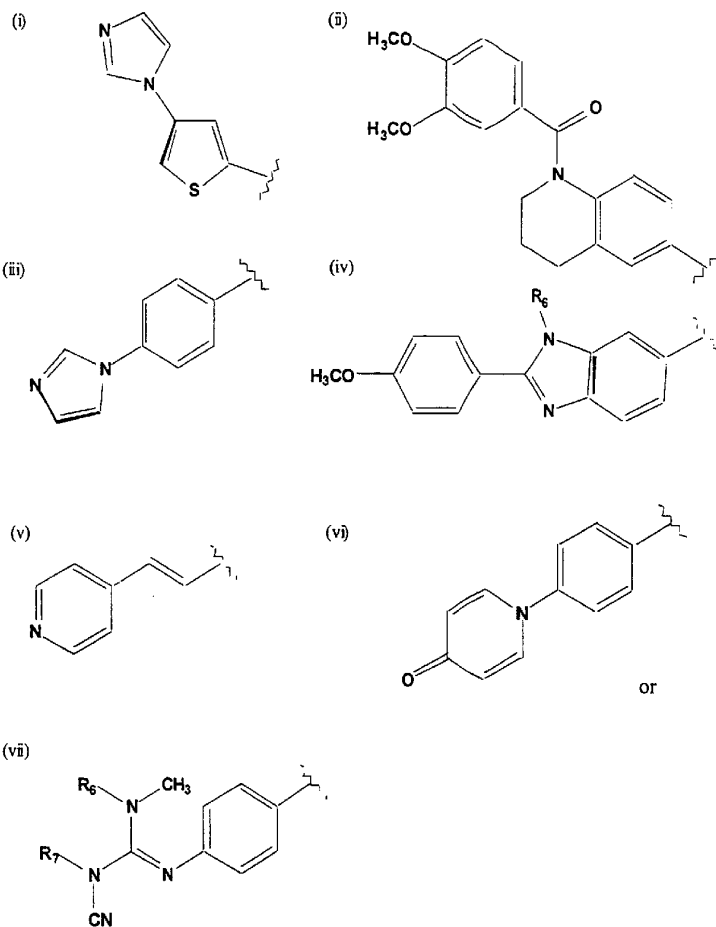
IV

wherein,

G_2 is $-CH_2-$ or sulfur;

R_4 and R_8 are each as defined herein; and

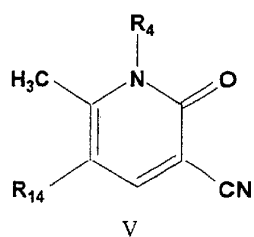
- 15 R_{13} is:



wherein,

R_6 and R_7 are independently selected from R_4 , wherein R_4 is as defined herein; with the proviso that at least one of the variables R_4 , R_6 or R_7 must contain the element "T-Q".

Another embodiment of the present invention provides compounds of Formula (V):

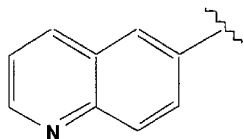


wherein,

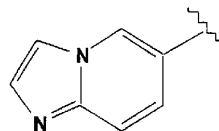
5 R_4 is as defined herein; and

R_{14} is:

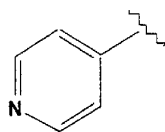
(i)



(ii)

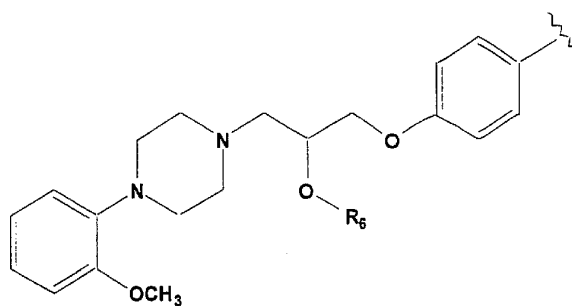


(iii)



or

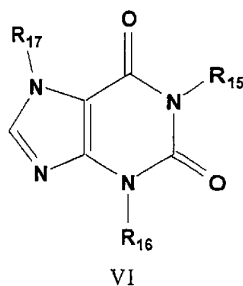
(iv)



wherein R_6 is as defined herein; with the proviso that at least one of the variables R_4 , or R_6 must contain the element "T-Q".

Another embodiment of the present invention provides compounds of

5 Formula (VI):



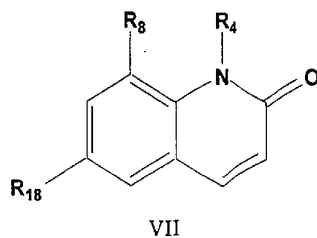
wherein,

10 R_{15} is a hydrogen, a lower alkyl, R_4 , or $-(CH_2)_4-C(CH_3)_2-O-D_1$; wherein R_4 is as defined herein;

R_{16} is a lower alkyl; and

R_{17} is a hydrogen, a lower alkyl, $CH_3-C(O)-CH_2-$, CH_3-O-CH_2- , or D with the proviso that either R_{15} or R_{17} must contain D, wherein D and D_1 are as defined
15 herein.

Another embodiment of the present invention provides compounds of Formula (VII):

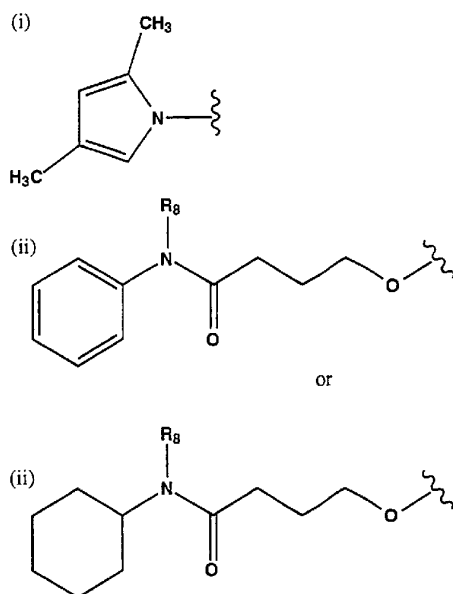


20 wherein,

R_4 and R_8 are as defined herein; and

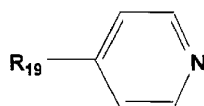
R_{18} is:

30



and wherein R_8 is as defined herein; with the proviso that R_4 cannot be hydrogen.

5 Another embodiment of the present invention provides compounds of Formula (VIII):



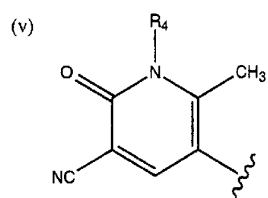
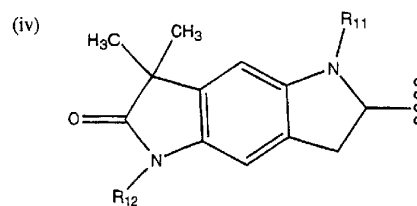
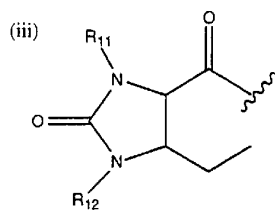
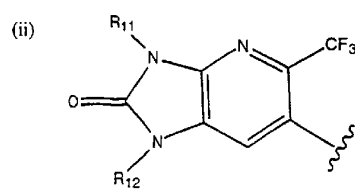
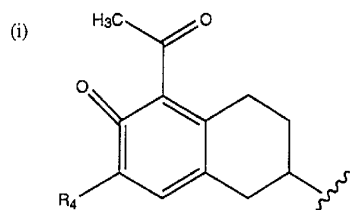
VIII

10

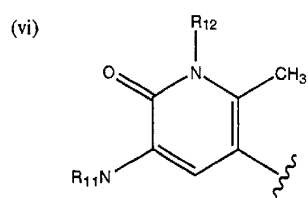
wherein,

R_{19} is:

31

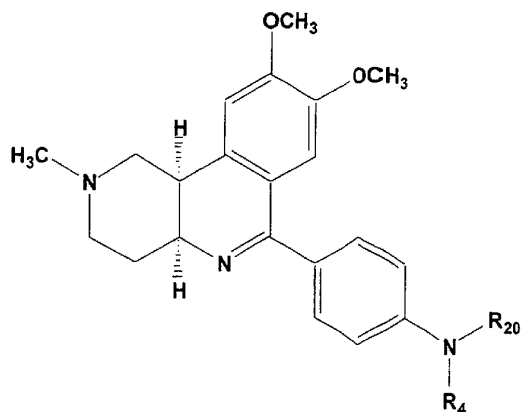


or



and wherein R_4 , R_{11} , and R_{12} are as defined herein; with the proviso that at least one of the variables R_4 , R_{11} or R_{12} must contain the element "T-Q".

5 Another embodiment of the present invention provides compounds of Formula (IX):



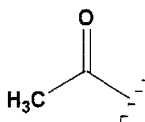
IX

wherein,

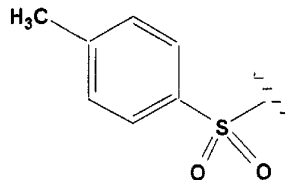
R_{20} is:

5

(i)



(ii)

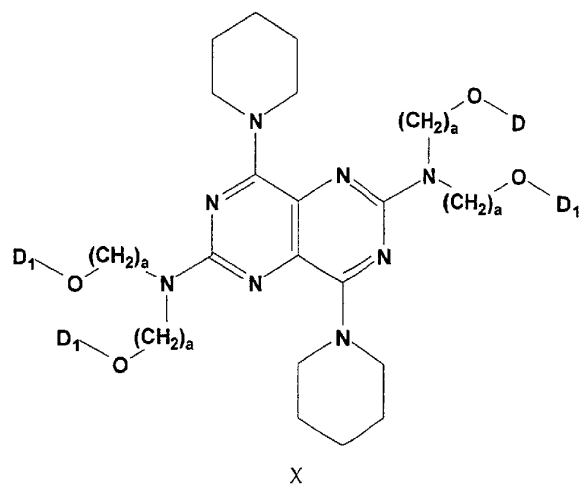


or (iii) -D;

wherein R_4 is as defined herein; with the proviso that when R_{20} is not D, then R_4 cannot be hydrogen.

10

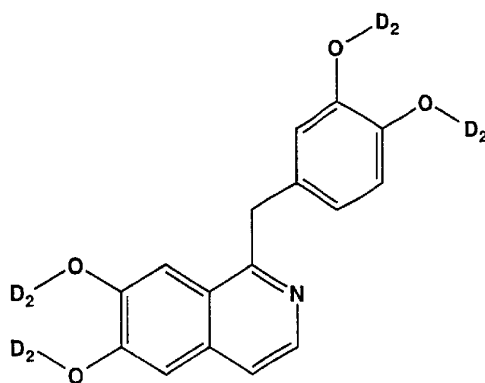
Another embodiment of the present invention provides compounds of Formula (X):



wherein,

a is an integer from 2 to 3 and D and D₁ are as defined herein.

5 Another embodiment of the present invention provides compounds of Formula (XI):



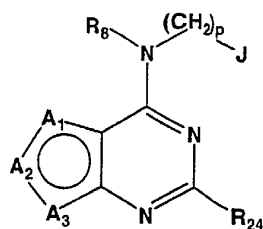
10

wherein,

34

D_2 is hydrogen, a lower alkyl or D; wherein D is as defined herein; with the proviso that at least one D_2 must be D.

Another embodiment of the present invention provides compounds of Formula (XII):

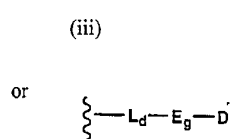
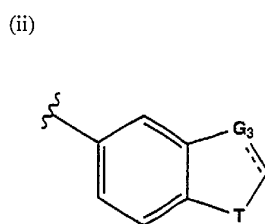
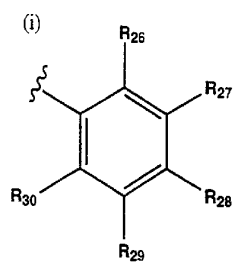


XII

10 wherein,

R_8 is as defined herein;

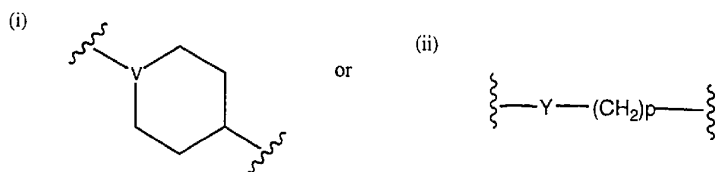
J is:



R_{24} is hydrogen or K-G-D;

wherein,

20 K is:



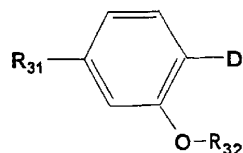
G_3 is (CH), (CH₂), oxygen, sulfur or nitrogen;

V is carbon or nitrogen;

A_1 , A_2 and A_3 comprise the other subunits of a 5- or 6-membered

- 5 monocyclic aromatic ring and each is independently (i) C- R_{23} wherein R_{23} at each occurrence is independently D, a hydrogen, a halogen, an alkoxy, a nitrile, an alkyl, an arylalkyl, an alkylaryl, a carboxamido, a carboxyl, a haloalkyl, an alkoxyalkyl, an alkoxyaryl or a nitro; (ii) sulfur; (iii) oxygen; and (iv) $B_a=B_b$ wherein B_a and B_b are each independently nitrogen or C- R_{23} wherein at each
- 10 occurrence R_{23} is as defined herein; and wherein R_{26} , R_{27} , R_{28} , R_{29} , and R_{30} are independently a hydrogen, a halogen, a hydroxy, a haloalkyl, an alkoxy, an alkoxyalkyl, an alkoxyaryl, an alkoxyhaloalkyl, a nitrile, a nitro, an alkyl, an alkylaryl, an arylalkyl, a hydroxy alkyl, a carboxamido, or a carboxyl; and wherein d, g, p, E, L, G, T, Y and D are as defined herein; with the proviso that at
- 15 least one of the variables A_1 , A_2 , A_3 , J or R_{24} must contain the element "-T-Q" or "D".

Another embodiment of the present invention provides compounds of Formula (XIII):



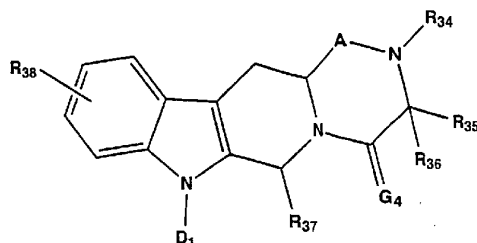
XIII

wherein,

R_{31} is an alkyl, a halogen, a haloalkyl, or a haloalkoxy;

R_{32} is D_1 or $-C(O)-R_8$; and D , D_1 and R_8 are as defined herein.

Another embodiment of the present invention provides compounds of Formula (XIV):



XIV

wherein,

A is CH_2 , a carbonyl or a methanethial;

10 G_4 is oxygen or sulfur;

R_{34} is hydrogen, lower alkyl, alkenyl, alkynyl or $L_r-E_s-[C(R_e)(R_f)]_w-E_c-$

$[C(R_e)(R_f)]_x-L_d-[C(R_e)(R_f)]_y-L_t-E_f-L_g-[C(R_e)(R_f)]_z-T-Q$;

R_{35} and R_{36} are independently a hydrogen, a lower alkyl, an arylalkyl, an alkylaryl, a cycloalkylalkyl, a heterocyclylalkyl, T-Q or $[C(R_e)(R_f)]_k-T-Q$;

15 R_{35} and R_{36} taken together are a carbonyl group, a methanethial group, a heterocyclic group or a cycloalkyl group;

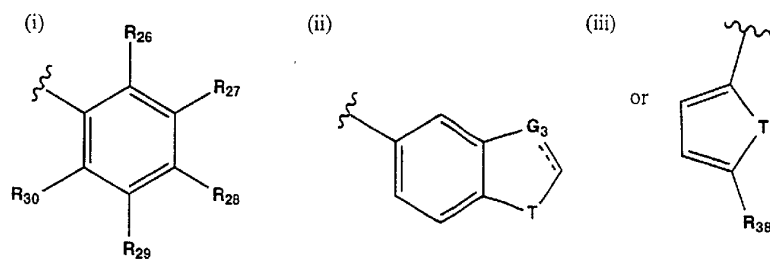
R_{34} and R_{35} taken together are $[C(R_g)(R_h)]_u$ or $-C(R_g)(R_h)-C(R_g)=C(R_g)-$

$[C(R_g)(R_h)]_v$, wherein u is an integer of 3 or 4, v is an integer of 1 or 2 and R_g and R_h at each occurrence is independently a hydrogen, an alkyl, T-Q or $[C(R_e)(R_f)]_k-T-$

20 Q;

R_{38} is a hydrogen, a halogen or a lower alkyl; and

R_{37} is:

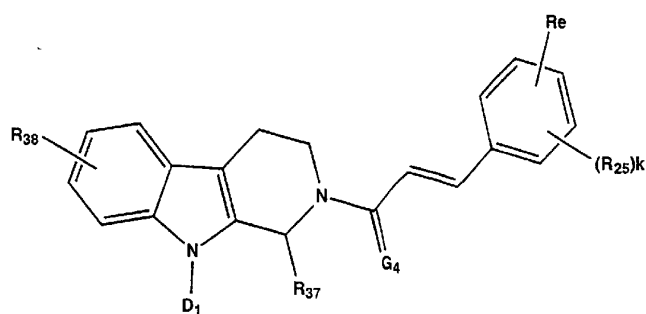


wherein,

c, d, g, i, j, k, r, s, w, x, y, z, D₁, E, L, G₃, T, Q, R_e, R_f, R₂₆, R₂₇, R₂₈, R₂₉, R₃₀ and
 5 R₃₈ are as defined herein; with the proviso that D₁ must be D if R₃₄, R₃₅, R₃₆ or R₃₇
 do not contain the element "T-Q".

Another embodiment of the present invention provides compounds of
 Formula (XV):

10



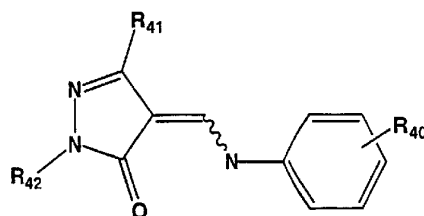
XV

15 wherein,

R₂₅ at each occurrence is a hydrogen, an alkyl, a cycloalkoxy, a halogen, a
 hydroxy, an hydroxyalkyl, an alkoxyalkyl, an arylheterocyclic ring, an alkylaryl,

an arylalkoxy, an alkylthio, an arylthio, a cyano, an aminoalkyl, an amino an
alkoxy, an aryl, an arylalkyl, a carboxamido, a alkyl carboxamido, an aryl
carboxamido, a carboxyl, a carbamoyl, an alkylcarboxylic acid, an arylcarboxylic
acid, a carboxylic ester, an alkylcarboxylic ester, an arylcarboxylic ester, a
5 carboxamido, an alkylcarboxamido, an arylcarboxamido, a haloalkoxy, a
sulfonamido, a urea, a nitro, or $L_r-E_s-[C(R_e)(R_f)]_w-E_c-[C(R_e)(R_f)]_x-L_d-[C(R_e)(R_f)]_y-L_i-E_l-$
 $L_g-[C(R_e)(R_f)]_z-T-Q$; and
wherein c, d, g, i, j, k, r, s, w, x, y, z, G_4 , D_1 , E, L, T, Q, R_e , R_f , R_{37} and R_{38} are as
defined herein; with the proviso that D_1 must be D if R_e or R_{25} do not contain the
10 element "T-Q".

Another embodiment of the present invention provides compounds of
the Formula (XVI):



XVI

15

wherein,

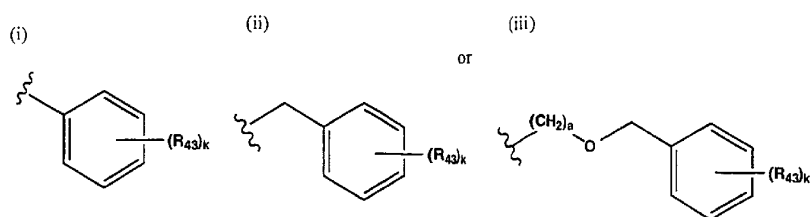
R_{40} is a hydrogen, a lower alkyl, a haloalkyl, a halogen, an alkoxy, an
alkenyl, an alkynyl, a carbamoyl, a sulfonamido or $L_r-E_s-[C(R_e)(R_f)]_w-E_c-[C(R_e)(R_f)]_x-$
 $L_d-[C(R_e)(R_f)]_y-L_i-E_l-L_g-[C(R_e)(R_f)]_z-T-Q$; and

20 wherein c, d, g, i, j, k, r, s, w, x, y, z, E, L, T, Q, R_e and R_f are as defined herein;

R_{41} is a lower alkyl, a hydroxyalkyl, an alkylcarboxylic acid, an
alkylcarboxylic ester an alkylcarboxamido or $L_r-E_s-[C(R_e)(R_f)]_w-E_c-[C(R_e)(R_f)]_x-L_d-$
 $[C(R_e)(R_f)]_y-L_i-E_l-L_g-[C(R_e)(R_f)]_z-T-Q$; and

wherein c, d, g, i, j, k, r, s, w, x, y, z, E, L, T, Q, R_e and R_f are as defined herein;

25 R_{42} is:

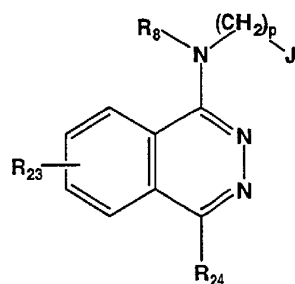


wherein,

R_{43} at each occurrence is independently an amino, a cyano, a halogen, a nitro group, a carboxyl, a carbamoyl, a sulfonic acid, a sulfonic ester, a sulfonamido, a heterocyclic ring, a carboxamido, a carboxylic ester, an ester, an amidyl, a phosphoryl or $L_T-E_s-[C(R_e)(R_f)]_w-E_c-[C(R_e)(R_f)]_x-L_d-[C(R_e)(R_f)]_y-L_i-E_f-L_g-[C(R_e)(R_f)]_z-T-Q$; and

$c, d, g, i, j, k, r, s, w, x, y, z, E, L, T, Q, R_e$, and R_f are as defined herein; with the proviso that at least one of R_{40} , R_{41} , or R_{43} must contain the element "T-Q".

Another embodiment of the present invention provides compounds of the Formula (XVII):

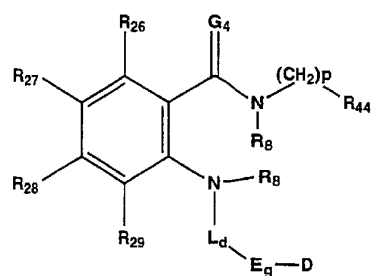


XVII

wherein,

R_8, R_{23}, R_{24}, p and J are as defined herein; with the proviso that at least one R_{24} or J must contain the element "T-Q" or "D".

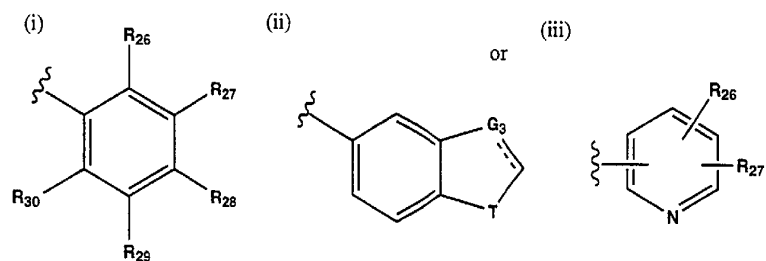
Another embodiment of the present invention provides compounds of the Formula (XVIII):



XVIII

wherein,

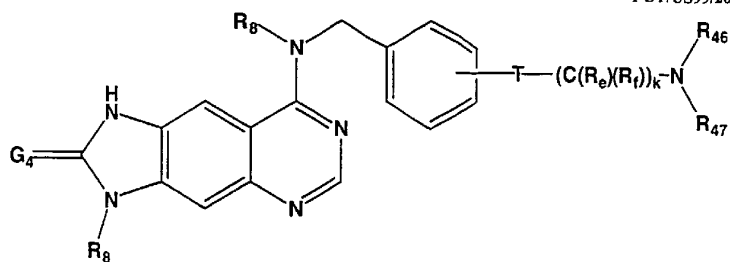
5 R_{44} is:



wherein,

d, g, p, D, E, L, G₃, G₄, T, R₈, R₂₆, R₂₇, R₂₈, R₂₉, and R₃₀ are as defined herein.

10 Another embodiment of the present invention provides compounds of the Formula (XIX):



XIX

wherein,

R_{46} and R_{47} are independently selected from lower alkyl, hydroxyalkyl or D, or R_{46} and R_{47} taken together are a heterocyclic ring, wherein G_4 , T, R_8 , and k are defined herein; with the proviso that at least one of the variables R_{46} or R_{47} must be D or when the variables taken together are a heterocyclic ring, the ring must contain NR, wherein R_i must contain the element "T-Q".

Compounds of the present invention that have one or more asymmetric carbon atoms may exist as the optically pure enantiomers, pure diastereomers, mixtures of enantiomers, mixtures of diastereomers, racemic mixtures of enantiomers, diastereomeric racemates or mixtures of diastereomeric racemates. The present invention includes within its scope all such isomers and mixtures thereof.

Another aspect of the present invention provides processes for making the novel compounds of the invention and to the intermediates useful in such processes. The compounds of the present invention may be synthesized following the reaction schemes shown in Figs. 1-57, in which R_1 , R_2 , R_3 , R_4 , R_5 , R_6 , R_7 , R_8 , R_9 , R_{10} , R_{11} , R_{12} , R_{13} , R_{14} , R_{15} , R_{16} , R_{17} , R_{18} , R_{19} , R_{20} , R_{21} , R_{22} , R_{23} , R_{24} , R_{25} , R_{26} , R_{27} , R_{28} , R_{29} , R_{30} , R_{31} , R_{32} , R_{34} , R_{35} , R_{36} , R_{37} , R_{38} , R_{39} , R_{40} , R_{41} , R_{42} , R_{43} , R_{44} , R_{45} , R_{46} , R_{47} , R_e , R_f , a, p, A, A_1 , A_2 , A_3 , D, D_1 , D_2 , E_1 , G_1 , G_2 , G_3 , G_4 , J, K, T and X are as defined herein or as depicted in the reaction schemes for formulas I-XIX; P^1 is an oxygen protecting group and P^2 is a sulfur protecting group. The reactions are performed in solvents appropriate to the reagents, and materials used are suitable for the transformations being effected. One skilled in the art of organic synthesis will understand that the functionality present in the molecule must be consistent with the chemical transformation

proposed. This will, on occasion, necessitate judgment by the routine as to the order of synthetic steps, protecting groups required, and deprotection conditions. Substituents on the starting materials may be incompatible with some of the reaction conditions required in some of the methods described, but alternative
5 methods and substituents compatible with the reaction conditions will be readily apparent to the skilled practitioner in the art. The use of sulfur and oxygen protecting groups is well known in the art for protecting thiol and alcohol groups against undesirable reactions during a synthetic procedure and many such protecting groups are known, as described, for example, by T.H. Greene and
10 P.G.M. Wuts, *Protective Groups in Organic Synthesis*, John Wiley & Sons, New York (1991), the disclosure of which is incorporated by reference herein in its entirety.

Nitroso compounds of structure (I), wherein R_1 , R_2 , R_e , R_f , and p are as defined herein, and a nitrite containing imide is representative of the R_3 group,
15 as defined herein, may be prepared as shown in Fig. 1. The amide group of structure 1 is converted to the imide of structure 2, wherein p , R_e and R_f are as defined herein, by reaction with an appropriate protected alcohol containing activated acylating agent, wherein P^1 is as defined herein. Preferred methods for the formation of imides are reacting the amide with the preformed acid chloride
20 of the protected alcohol containing acid in the presence of pyridine at low temperature or condensing the amide and protected alcohol containing symmetrical anhydride in the presence of a catalyst, such as sulfuric acid. Preferred protecting groups for the alcohol moiety are silyl ethers, such as a trimethylsilyl ether, a tert-butyldimethylsilyl ether, or a tert-butyldiphenylsilyl
25 ether. Deprotection of the hydroxyl moiety (fluoride ion is the preferred method for removing silyl ether protecting groups) followed by reaction with a suitable nitrosylating agent, such as thionyl chloride nitrite, thionyl dinitrite, or nitrosonium tetrafluoroborate, in a suitable anhydrous solvent, such as dichloromethane, THF, DMF, or acetonitrile, with or without an amine base, such as
30 pyridine or triethylamine affords the compound of structure IA.

Nitroso compounds of structure (I), wherein R_1 , R_2 , R_e , R_f , and p are as defined herein, and a nitrosothiol containing imide is representative of the R_3 group, as defined herein, may be prepared as shown in Fig. 2. The amide group

of structure 1 is converted to the imide of structure 3, wherein p, R_e and R_f are as defined herein, by reaction with an appropriate protected thiol containing activated acylating agent, wherein P² is as defined herein. Preferred methods for the formation of imides are reacting the amide with the preformed acid chloride of the protected thiol containing acid in the presence of pyridine at low temperature or condensing the amide and protected thiol containing symmetrical anhydride in the presence of a catalyst, such as sulfuric acid. Preferred protecting groups for the thiol moiety are as a thioester, such as a thioacetate or thiobenzoate, as a disulfide, as a thiocarbamate, such as N-methoxymethyl thiocarbamate, or as a thioether, such as a paramethoxybenzyl thioether, a tetrahydropyranyl thioether or a 2,4,6-trimethoxybenzyl thioether. Deprotection of the thiol moiety (zinc in dilute aqueous acid, triphenylphosphine in water and sodium borohydride are preferred methods for reducing disulfide groups while aqueous base is typically used to hydrolyze thioesters and N-methoxymethyl thiocarbamates and mercuric trifluoroacetate, silver nitrate, or strong acids, such as trifluoroacetic or hydrochloric acid, and heat are used to remove a paramethoxy-benzyl thioether, a tetrahydropyranyl thioether, or a 2,4,6-trimethoxybenzyl thioether group) followed by reaction a suitable nitrosylating agent, such as thionyl chloride nitrite, thionyl dinitrite, a lower alkyl nitrite, such as tert-butyl nitrite, or nitrosonium tetrafluoroborate, in a suitable anhydrous solvent, such as methylene chloride, THF, DMF, or acetonitrile, with or without an amine base, such as pyridine or triethyl-amine, affords the compound of structure IB. Alternatively, treatment of the deprotected thiol derived from compound 3 with a stoichiometric quantity of sodium nitrite in an acidic aqueous or alcoholic solution affords the compound of structure IB.

Nitro compounds of structure (I), wherein R₁, R₂, R_e, R_f, and p are as defined herein, and a nitrate containing imide is representative of the R₃ group, as defined herein, may be prepared as shown in Fig. 3. The amide group of structure 1 is converted to the imide of structure 4, wherein p, R_e and R_f are as defined herein, and X is a halogen, by reaction with an appropriate halide containing activated acylating agent. Preferred methods for the formation of imides are reacting the amide with the preformed acid chloride of the halide

containing acid in the presence of pyridine at low temperature or condensing the amide and halide containing symmetrical anhydride in the presence of a catalyst, such as sulfuric acid. Preferred halides are bromide and iodide. Reaction of the imide of structure 4 with a suitable nitrating agent, such as silver nitrate, in an inert solvent, such as acetonitrile, affords the compound of structure IC.

Nitroso compounds of structure (II), wherein R_8 , R_9 , R_{10} , R_e , R_f , and p are as defined herein, and a nitrite containing amide is representative of the R_4 group, as defined herein, may be prepared as shown in Fig. 4. The imidazo[2,1-b]quinazoline of structure 5 is converted to the acylimidazo[2,1-b]quinazoline of structure 6, wherein p , R_e and R_f are as defined herein, by reaction with an appropriate protected alcohol containing activated acylating agent, wherein P^1 is as defined herein. Preferred methods for the formation of acylimidazo[2,1-b]quinazolines are reacting the imidazo[2,1-b]quinazoline with the preformed acid chloride or symmetrical anhydride of the protected alcohol containing acid or condensing the imidazo[2,1-b]quinazoline and protected alcohol containing acid in the presence of a dehydrating agent, such as dicyclohexylcarbodiimide (DCC) or 1-ethyl-3 (3-dimethylaminopropyl) carbodiimide hydrochloride (EDAC·HCl) with or without a catalyst such as 4-dimethylamino-pyridine (DMAP) or 1-hydroxybenzotriazole (HOBt). Preferred protecting groups for the alcohol moiety are silyl ethers, such as a trimethylsilyl or tertbutyldimethylsilyl ether. Deprotection of the hydroxyl moiety (fluoride ion is the preferred method for removing silyl ether protecting groups) followed by reaction a suitable nitrosylating agent, such as thionyl chloride nitrite, thionyl dinitrite, or nitrosonium tetrafluoroborate, in a suitable anhydrous solvent, such as dichloromethane, THF, DMF, or acetonitrile, with or without an amine base, such as pyridine or triethylamine, affords the compound of structure IIA.

Nitroso compounds of structure (II), wherein R_8 , R_9 , R_{10} , R_e , R_f , and p are as defined herein, and a nitrosothiol containing amide is representative of the R_4 group, as defined herein, may be prepared as shown in Fig. 5. The imidazo[2,1-b]quinazoline of structure 5 is converted to the acylimidazo[2,1-b]quinazoline of structure 7, wherein p , R_e and R_f are as defined herein, by reaction with an appropriate protected thiol containing activated acylating agent, wherein P^2 is as defined herein. Preferred methods for the formation of acylated imidazo[2,1-

b]quinazolines are reacting the imidazo[2,1-b]-quinazoline with the preformed acid chloride or symmetrical anhydride of the protected thiol containing acid or condensing the imidazo[2,1-b]-quinazoline and protected thiol containing acid in the presence of a dehydrating agent, such as DCC or EDAC·HCl with or without a catalyst, such as DMAP or HOBt. Preferred protecting groups for the thiol moiety are a thioester, such as a thioacetate or thiobenzoate, a disulfide, a thiocarbamate, such as N-methoxymethyl thiocarbamate, or a thioether, such as a paramethoxybenzyl thioether, a tetrahydropyranyl thioether or a 2,4,6-trimethoxybenzyl thioether. Deprotection of the thiol moiety (zinc in dilute aqueous acid, triphenylphosphine in water and sodium borohydride are preferred methods for reducing disulfide groups while aqueous base is typically used to hydrolyze thioesters and N-methoxymethyl thiocarbamates and mercuric trifluoroacetate, silver nitrate, or strong acids, such as trifluoroacetic or hydrochloric acid, and heat are used to remove a paramethoxybenzyl thioether, a tetrahydropyranyl thioether, or a 2,4,6-trimethoxybenzyl thioether group) followed by reaction with a suitable nitrosylating agent, such as thionyl chloride nitrite, thionyl dinitrite, a lower alkyl nitrite, such as tert-butyl nitrite, or nitrosonium tetrafluoroborate, in a suitable anhydrous solvent, such as methylene chloride, THF, DMF, or acetonitrile, with or without an amine base, such as pyridine or triethylamine, affords the compound of structure IIB. Alternatively, treatment of the deprotected thiol derived from compound 7 with a stoichiometric quantity of sodium nitrite in an acidic aqueous or alcoholic solution affords the compound of structure IIB.

Nitro compounds of structure (II), wherein R₈, R₉, R₁₀, R_e, R_f, and p are as defined herein, and a nitrate containing amide is representative of the R₄ group, as defined herein, may be prepared as shown in Fig. 6. The imidazo[2,1-b]quinazoline of structure 5 is converted to the acylimidazo[2,1-b]quinazoline of structure 8, wherein p, R_e and R_f are as defined herein, and X is halogen, by reaction with an appropriate halide containing activated acylating agent. Preferred methods for the formation of the acylimidazo-[2,1-b]quinazolines are reacting the imidazo[2,1-b]quinazoline with the preformed acid chloride or symmetrical anhydride of the halide containing acid or condensing the alcohol and halide containing acid in the presence of a dehydrating agent, such as DCC or

EDAC·HCl, with or without a catalyst, such as DMAP or HOBt. Preferred halides are bromide and iodide. Reaction of the acylimidazo[2,1-b] quinazoline of structure 8 with a suitable nitrating agent, such as silver nitrate, in an inert solvent, such as acetonitrile, affords the compound of structure IIC.

5 Nitroso compounds of structure (III), wherein E₁, G₁, R₂₁, R₂₂, R_e, R_f, and p are as defined herein, and a nitrite containing amide is representative of the R₁₁ group, as defined herein, may be prepared as shown in Fig. 7. The purine-6-one group of structure 9 is converted to the acylated purine-6-one of structure 10, wherein p, R_e and R_f are as defined herein, by reaction with an appropriate
10 protected alcohol containing activated acylating agent, wherein P¹ is as defined herein. Preferred methods for the formation of acylated purine-6-ones are reacting the purine-6-one with the preformed acid chloride or symmetrical anhydride of the protected alcohol containing acid. Preferred protecting groups for the alcohol moiety are silyl ethers, such as a tert-butyldimethylsilyl ether or a
15 tert-butyldiphenylsilyl ether. Deprotection of the hydroxyl moiety (fluoride ion is the preferred method for removing silyl ether protecting groups) followed by reaction a suitable nitrosylating agent, such as thionyl chloride nitrite, thionyl dinitrite, or nitrosonium tetrafluoroborate, in a suitable anhydrous solvent, such as dichloromethane, THF, DMF, or acetonitrile, with or without an amine base,
20 such as pyridine or triethylamine, affords the compound of structure IIIA.

Nitroso compounds of structure (III), wherein E₁, G₁, R₂₁, R₂₂, R_e, R_f, and p are as defined herein, and an nitrosothiol containing amide is representative of the R₁₁ group, as defined herein, may be prepared as shown in Fig. 8. The
25 purine-6-one group of structure 9 is converted to the acylated purine-6-one of structure 11, wherein p, R_e and R_f are as defined herein, by reaction with an appropriate protected thiol containing activated acylating agent, wherein P² is as defined herein. Preferred methods for the formation of acylated purine-6-ones are reacting the purine-6-one with the preformed acid chloride or symmetrical anhydride of the protected alcohol containing acid. Preferred protecting groups
30 for the thiol moiety are a thioester, such as a thioacetate, or thiobenzoate, a disulfide, a thiocarbamate, such as N-methoxymethyl thiocarbamate, or a thioether, such as a paramethoxybenzyl thioether, a tetrahydropyranyl thioether or a 2,4,6-trimethoxybenzyl thioether. Deprotection of the thiol moiety (zinc in

- dilute aqueous acid, triphenylphosphine in water and sodium borohydride are preferred methods for reducing disulfide groups while aqueous base is typically used to hydrolyze thioesters and N-methoxymethyl thiocarbamates and mercuric trifluoroacetate, silver nitrate, or strong acids, such as trifluoroacetic or hydrochloric acid, and heat are used to remove a paramethoxy- benzyl thioether, a tetrahydropyranyl thioether, or a 2,4,6-trimethoxybenzyl thioether group) followed by reaction a suitable nitrosylating agent, such as thionyl chloride nitrite, thionyl dinitrite, a lower alkyl nitrite, such as tert-butyl nitrite, or nitrosonium tetrafluoroborate, in a suitable anhydrous solvent, such as methylene chloride, THF, DMF, or acetonitrile, with or without an amine base, such as pyridine or triethylamine, affords the compound of structure IIIB. Alternatively, treatment of the deprotected thiol derived from compound 11 with a stoichiometric quantity of sodium nitrite in an acidic aqueous or alcoholic solution affords the compound of structure IIIB.
- 15 Nitro compounds of structure (III), wherein E₁, G₁, R₂₁, R₂₂, R_e, R_f, and p are as defined herein, and a nitrate containing amide is representative of the R₁₁ group, as defined herein, may be prepared as shown in Fig. 9. The purine-6-one of structure 9 is converted to the acylated purine-6-one of structure 12, wherein p, R_e and R_f are as defined herein and X is halogen. Preferred methods for the
- 20 formation of acylated purine-6-ones are reacting the purine-6-one with the preformed acid chloride or symmetrical anhydride of the halide containing acid. Preferred halides are bromide and iodide. Reaction of the of the acylated purine-6-one of structure 12 with a suitable nitrating agent, such as silver nitrate, in an inert solvent, such as acetonitrile, affords the compound of structure IIIC.
- 25 Nitroso compounds of structure (IV), wherein G₂, R₈, R₁₃, R_e, R_f, and p are as defined herein, and a nitrite containing acyl hydrazide is representative of the R₄ group, as defined herein, may be prepared as shown in Fig. 10. The 3 (2-H)- pyridazinone or 2H-1,2,3,4-thiadiazine of structure 13 is converted to the 3 (2-acyl)- pyridazinone or 2-acyl-1,2,3,4-thiadiazine of structure 14, wherein p, R_e and R_f are as defined herein, by reaction with an appropriate protected alcohol containing activated acylating agent, wherein P¹ is as defined herein. Preferred methods for the formation of 3 (2-acyl)-pyridazinone or 2-acyl-1,2,3,4-thiadiazine are reacting the 3 (2H)-pyridazinone or 2H- 1,2,3,4-thiadiazine with the
- 30

performed acid chloride or symmetrical anhydride of the protected alcohol containing acid or condensing the 3 (2-H)-pyridazinone or 2H-1,2,3,4-thiadiazine and protected alcohol containing acid in the presence of a dehydrating agent, such as DCC or EDAC·HCl with a catalyst, such as DMAP or HOBt. Preferred
5 protecting groups for the alcohol moiety are silyl ethers, such as a tert-butyldimethylsilyl ether or a tert-butyldiphenylsilyl ether. Deprotection of the hydroxyl moiety (fluoride ion is the preferred method for removing silyl ether protecting groups) followed by reaction a suitable nitrosylating agent, such as thionyl chloride nitrite, thionyl dinitrite, or nitrosonium tetrafluoroborate, in a
10 suitable anhydrous solvent, such as dichloromethane, THF, DMF, or acetonitrile, with or without an amine base, such as pyridine or triethylamine, affords the compound of structure IVA.

Nitroso compounds of structure (IV), wherein G_2 , R_8 , R_{13} , R_e , R_f , and p are as defined herein, and a nitrosothiol containing acyl hydrazide is
15 representative of the R_4 group, as defined herein, may be prepared as shown in Fig. 11. The 3 (2-H)- pyridazinone or 2H-1,2,3,4-thiadiazine of structure 13 is converted to the 3 (2-acyl)- pyridazinone or 2-acyl-1,2,3,4-thiadiazine of structure 15, wherein p , R_e and R_f are as defined herein, by reaction with an appropriate protected thiol containing activated acylating agent, wherein P^2 is as defined
20 herein. Preferred methods for the formation of 3 (2-acyl)-pyridazinones or 2-acyl-1,2,3,4-thiadiazines are reacting the 3 (2-H)-pyridazinone or 2H-1,2,3,4-thiadiazine with the preformed acid chloride or symmetrical anhydride of the protected thiol containing acid or condensing the 3 (2-H)-pyridazinone or 2H-1,2,3,4-thiadiazine and protected thiol containing acid in the presence of a dehydrating agent, such
25 as DCC or EDAC·HCl with a catalyst, such as DMAP or HOBt. Preferred protecting groups for the thiol moiety are a thioester, such as thioacetate, or thiobenzoate, a disulfide, or a thioether, such as paramethoxy-benzyl thioether, tetrahydropyranyl thioether or 2,4,6-trimethoxybenzyl thioether. Deprotection of the thiol moiety (zinc in dilute aqueous acid, triphenylphosphine in water and
30 sodium borohydride are preferred methods for reducing disulfide groups while mercuric trifluoroacetate, silver nitrate, or strong acids, such as trifluoroacetic or hydrochloric acid, and heat are used to remove a paramethoxybenzyl thioether, a tetrahydropyranyl thioether, or a 2,4,6-trimethoxybenzyl thioether group)

followed by reaction a suitable nitrosylating agent, such as thionyl chloride nitrite, thionyl dinitrite, a lower alkyl nitrite, such as tert-butyl nitrite, or nitrosonium tetrafluoroborate, in a suitable anhydrous solvent, such as methylene chloride, THF, DMF, or acetonitrile, with or without an amine base, 5 such as pyridine or triethylamine, affords the compound of structure IVB.

Alternatively, treatment of the deprotected thiol derived from compound 15 with a stoichiometric quantity of sodium nitrite in an acidic aqueous or alcoholic solution affords the compound of structure IVB.

Nitro compounds of structure (IV), wherein G_2 , R_8 , R_{13} , R_e , R_f , and p are 10 as defined herein, and an nitrate containing acyl hydrazide is representative of the R_4 group, as defined herein, may be prepared as outlined in Fig. 12. The 3 (2-H)-pyridazinone or 2H-1,2,3,4-thiadiazine of structure 13 is converted to the 3 (2-acyl)-pyridazinone or 2-acyl-1,2,3,4-thiadiazine of structure 16, wherein p , R_e and R_f are as defined herein, and X is halogen. Preferred methods for the formation 15 of 3 (2-acyl)-pyridazinones or 2-acyl-1,2,3,4-thiadiazines are reacting the 3 (2-H)-pyridazinone or 2H-1,2,3,4-thiadiazine with the preformed acid chloride or symmetrical anhydride of the halide containing acid or condensing the 3 (2-H)-pyridazinone or 2H-1,2,3,4-thiadiazine and halide containing acid in the presence of a dehydrating agent such as DCC or EDAC·HCl with a catalyst such as DMAP 20 or HOBt. Preferred halides are bromide and iodide. Reaction of the 3 (2-acyl)-pyridazinone or 2-acyl-1,2,3,4-thiadiazine of structure 16 with a suitable nitrating agent such as silver nitrate in an inert solvent such as acetonitrile affords the compound of structure IVC.

Nitroso compounds of structure (V), wherein R_{14} , R_e , R_f , and p are as 25 defined herein, and an nitrite containing imide is representative of the R_4 group, as defined herein, may be prepared as outlined in Fig. 13. The amide group of structure 17 is converted to the imide of structure 18, wherein p , R_e , and R_f are as defined herein, by reaction with an appropriate protected alcohol containing activated acylating agent, wherein P^1 is as defined herein. Preferred methods for 30 the formation of imides are reacting the amide with the preformed acid chloride of the protected alcohol containing acid in the presence of pyridine at low temperature or condensing the amide and protected alcohol containing symmetrical anhydride in the presence of a catalyst such as sulfuric acid.

Preferred protecting groups for the alcohol moiety are silyl ethers such as a tert-butyltrimethylsilyl ether or a tert-butylphenylsilyl ether. Deprotection of the hydroxyl moiety (fluoride ion is the preferred method for removing silyl ether protecting groups) followed by reaction a suitable nitrosylating agent such as thionyl chloride nitrite, thionyl dinitrite, or nitrosonium tetrafluoroborate in a suitable anhydrous solvent such as dichloro-methane, THF, DMF, or acetonitrile with or without an amine base such as pyridine or triethylamine affords the compound of structure VA.

Nitroso compounds of structure (V), wherein R_{14} , R_e , R_f , and p are as defined herein, and a nitrosothiol containing imide is representative of the R_4 group, as defined herein, may be prepared as outlined in Fig. 14. The amide group of structure 17 is converted to the imide of structure 19, wherein p , R_e and R_f are as defined herein, by reaction with an appropriate protected thiol containing activated acylating agent, wherein P^2 is as defined herein. Preferred methods for the formation of imides are reacting the amide with the preformed acid chloride of the protected thiol containing acid in the presence of pyridine at low temperature or condensing the amide and protected thiol containing symmetrical anhydride in the presence of a catalyst such as sulfuric acid. Preferred protecting groups for the thiol moiety are as a thioester such as a thioacetate or thiobenzoate, as a disulfide, as a thiocarbamate such as N-methoxymethyl thiocarbamate, or as a thioether such as a paramethoxybenzyl thioether, a tetrahydropyranyl thioether or a 2,4,6-trimethoxybenzyl thioether. Deprotection of the thiol moiety (zinc in dilute aqueous acid, triphenylphosphine in water and sodium borohydride are preferred methods for reducing disulfide groups while aqueous base is typically used to hydrolyze thioesters and N-methoxymethyl thiocarbamates and mercuric trifluoroacetate, silver nitrate, or strong acids such as trifluoroacetic or hydrochloric acid and heat are used to remove a paramethoxybenzyl thioether, a tetrahydropyranyl thioether, or a 2,4,6-trimethoxybenzyl thioether group) followed by reaction a suitable nitrosylating agent such as thionyl chloride nitrite, thionyl dinitrite, a lower alkyl nitrite such as tert-butyl nitrite, or nitrosonium tetrafluoroborate in a suitable anhydrous solvent such as methylene chloride, THF, DMF, or acetonitrile with or without an amine base such as pyridine or triethylamine

affords the compound of structure VB. Alternatively, treatment of the deprotected thiol derived from compound 19 with a stoichiometric quantity of sodium nitrite in an acidic aqueous or alcoholic solution affords the compound of structure VB.

5 Nitro compounds of structure (V), wherein R_{14} , R_e , R_f , and p are as defined herein, and a nitrate containing imide is representative of the R_4 group, as defined herein, may be prepared as outlined in Fig. 15. The amide group of the formula 17 is converted to the imide of the formula 20, wherein p , R_e and R_f are as defined herein, and X is a halogen by reaction with an appropriate halide
10 containing activated acylating agent. Preferred methods for the formation of imides are reacting the amide with the preformed acid chloride of the halide containing acid in the presence of pyridine at low temperature or condensing the amide and halide containing symmetrical anhydride in the presence of a catalyst such as sulfuric acid. Preferred halides are bromide and iodide. Reaction of the
15 imide of the formula 20 with a suitable nitrating agent such as silver nitrate in an inert solvent such as acetonitrile affords the compound of structure VC.

Nitroso compounds of structure (VI), wherein R_{15} , R_{16} , R_e , R_f and p are as defined herein, and a nitrite containing acyl imidazolide is representative of the R_{17} group, as defined herein, may be prepared as outlined in Fig. 16. The 1H-
20 purine-2,6-dione of structure 21 is converted to the acylated derivative of the formula 22, wherein p , R_e and R_f are as defined herein, by reaction with an appropriate protected alcohol containing activated acylating agent, wherein P^1 is as defined herein. Preferred methods for the formation of acylated 1H-purine-2,6-
25 diones are reacting the 1H-purine-2,6-dione with the preformed acid chloride or symmetrical anhydride of the protected alcohol containing acid or condensing the 1H-purine-2,6-dione and protected alcohol containing acid in the presence of a dehydrating agent such as DCC or EDAC·HCl with a catalyst such as DMAP or HOBt. Preferred protecting groups for the alcohol moiety are silyl ethers such as
30 a tert-butyldimethylsilyl ether or a tert-butyldimethyl-silyl ether. Deprotection of the hydroxyl moiety (fluoride ion is the preferred method for removing silyl ether protecting groups) followed by reaction a suitable nitrosylating agent such as thionyl chloride nitrite, thionyl dinitrite, or nitrosonium tetrafluoroborate in a suitable anhydrous solvent such as dichloromethane, THF, DMF, or

acetonitrile with or without an amine base such as pyridine or triethylamine affords the compound of structure VIA.

- Nitroso compounds of structure (VI), wherein R_{15} , R_{16} , R_e , R_f , and p are as defined herein, and a nitrosothiol containing acyl imidazolidine is representative of the R_{17} group, as defined herein, may be prepared as outlined in Fig. 17. The 1H-purine-2,6-dione of structure 21 is converted to the acylated derivative of the formula 23, wherein p , R_e and R_f are as defined herein, by reaction with an appropriate protected thiol containing activated acylating agent, wherein $P2$ is as defined herein. Preferred methods for the formation of acylated 1H-purine-2,6-diones are reacting the 1H-purine-2,6-dione with the preformed acid chloride or symmetrical anhydride of the protected thiol containing acid or condensing the 1H-purine-2,6-dione and protected thiol containing acid in the presence of a dehydrating agent such as DCC or EDAC HCl with a catalyst such as DMAP or HOBt. Preferred protecting groups for the thiol moiety are as a thioester such as a thioacetate or thiobenzoate, as a disulfide, as a thiocarbamate such as N-methoxymethyl thiocarbamate, or as a thioether such as a paramethoxy-benzyl thioether, a tetrahydropyranyl thioether or a 2,4,6-trimethoxybenzyl thioether. Deprotection of the thiol moiety (zinc in dilute aqueous acid, triphenylphosphine in water and sodium borohydride are preferred methods for reducing disulfide groups while aqueous base is typically utilized to hydrolyze thioesters and N-methoxymethyl thiocarbamates and mercuric trifluoroacetate, silver nitrate, or strong acids such as trifluoroacetic or hydrochloric acid and heat are used to remove a paramethoxybenzyl thioether, a tetrahydropyranyl thioether, or a 2,4,6-trimethoxybenzyl thioether group) followed by reaction a suitable nitrosylating agent such as thionyl chloride nitrite, thionyl dinitrite, a lower alkyl nitrite such as tert-butyl nitrite, or nitrosonium tetrafluoroborate in a suitable anhydrous solvent such as methylene chloride, THF, DMF, or acetonitrile with or without an amine base such as pyridine or triethylamine affords the compound of structure VIB. Alternatively, treatment of the deprotected thiol derived from compound 23 with a stoichiometric quantity of sodium nitrite in an acidic aqueous or alcoholic solution affords the compound of structure VIB.

- Nitro compounds of structure (VI), wherein R_{15} , R_{16} , R_e , R_f , and p are as defined herein, and an nitrate containing acylated 1H-purine-2,6-dione is representative of the R_{17} group, as defined herein, may be prepared as outlined in Fig. 18. The 1H-purine-2,6- dione of the formula 21 is converted to the acylated derivative of the formula 24, wherein p , R_e and R_f are as defined herein, and X is a halogen, by reaction with an appropriate halide containing activated acylating agent. Preferred methods for the formation of acylated 1H-purine-2,6-diones are reacting the 1H-purine-2,6-dione with the preformed acid chloride or symmetrical anhydride of the halide containing acid or condensing the 1H-purine-2,6-dione and halide containing acid in the presence of a dehydrating agent such as DCC or EDAC·HCl with a catalyst such as DMAP or HOBt. Preferred halides are bromide and iodide. Reaction of the acylated 1H-purine-2,6-dione of the formula 24 with a suitable nitrating agent such as silver nitrate in an inert solvent such as acetonitrile affords the compound of structure VIC.
- Nitroso compounds of structure (VII), wherein R_8 , R_{18} , R_e , R_f , and p are as defined herein, and a nitrite containing imide is representative of the R_4 group, as defined herein, may be prepared as outlined in Fig. 19. The amide nitrogen of structure 25 is converted to the imide of structure 26, wherein p , R_e and R_f are as defined herein, by reaction with an appropriate protected alcohol containing activated acylating agent, wherein P^1 is as defined herein. Preferred methods for the formation of imides are reacting the amide with the preformed acid chloride of the protected alcohol containing acid in the presence of pyridine at low temperature or condensing the amide and protected alcohol containing symmetrical anhydride in the presence of a catalyst such as sulfuric acid.
- Preferred protecting groups for the alcohol moiety are silyl ethers such as a tert-butyl dimethylsilyl ether or a tertbutyldiphenylsilyl ether. Deprotection of the hydroxyl moiety (fluoride ion is the preferred method for removing silyl ether protecting groups) followed by reaction a suitable nitrosylating agent such as thionyl chloride nitrite, thionyl dinitrite, or nitrosonium tetrafluoroborate in a suitable anhydrous solvent such as dichloromethane, THF, DMF, or acetonitrile with or without an amine base such as pyridine or triethylamine affords the compound of structure VIIA.

Nitroso compounds of structure (VII), wherein R_8 , R_{18} , R_e , R_f , and p are as defined herein, and a nitrosothiol containing imide is representative of the R_4 group, as defined herein, may be prepared as outlined in Fig. 20. The amide nitrogen of structure 25 is converted to the imide of structure 27, wherein p , R_e and R_f are as defined herein, by reaction with an appropriate protected thiol containing activated acylating agent, wherein P^2 is as defined herein. Preferred methods for the formation of imides are reacting the amide with the preformed acid chloride of the protected thiol containing acid in the presence of pyridine at low temperature or condensing the amide and protected thiol containing symmetrical anhydride in the presence of a catalyst such as sulfuric acid. Preferred protecting groups for the thiol moiety are as a thioester such as a thioacetate or thiobenzoate, as a disulfide, as a thiocarbamate such as N-methoxymethyl thiocarbamate, or as a thioether such as a paramethoxybenzyl thioether, a tetrahydropyranyl thioether or a 2,4,6-trimethoxybenzyl thioether. Deprotection of the thiol moiety (zinc in dilute aqueous acid, triphenylphosphine in water and sodium borohydride are preferred methods for reducing disulfide groups while aqueous base is typically used to hydrolyze thioesters and N-methoxymethyl thiocarbamates and mercuric trifluoroacetate, silver nitrate, or strong acids such as trifluoroacetic or hydrochloric acid and heat are used to remove a paramethoxybenzyl thioether, a tetrahydropyranyl thioether, or a 2,4,6-trimethoxybenzyl thioether group) followed by reaction a suitable nitrosylating agent such as thionyl chloride nitrite, thionyl dinitrite, a lower alkyl nitrite such as tert-butyl nitrite, or nitrosonium tetrafluoroborate in a suitable anhydrous solvent such as methylene chloride, THF, DMF, or acetonitrile with or without an amine base such as pyridine or triethylamine affords the compound of structure VIIB. Alternatively, treatment of the deprotected thiol derived from compound 27 with a stoichiometric quantity of sodium nitrite in an acidic aqueous or alcoholic solution affords the compound of structure VIIB.

Nitro compounds of structure (VII), wherein R_8 , R_{18} , R_e , R_f , and p are as defined herein, and a nitrate containing imide is representative of the R_4 group, as defined herein, may be prepared as outlined in Fig. 21. The amide group of the formula 25 is converted to the imide of the formula 28, wherein p , R_e and R_f are

as defined herein, and X is a halogen, by reaction with an appropriate halide containing activated acylating agent. Preferred methods for the formation of imides are reacting the amide with the preformed acid chloride of the halide containing acid in the presence of pyridine at low temperature or condensing the amide and halide containing symmetrical anhydride in the presence of a catalyst such as sulfuric acid. Preferred halides are bromide and iodide. Reaction of the imide of the formula 28 with a suitable nitrating agent such as silver nitrate in an inert solvent such as acetonitrile affords the compound of structure VIIC.

Nitroso compounds of structure (VIII), wherein R_e , R_f , and p are as defined herein, and a nitrite containing imide is representative of the R_{19} group, as defined herein, may be prepared as outlined in Fig. 22. The amide nitrogen of structure 29 is converted to the imide of structure 30, wherein p , R_e and R_f are as defined herein, by reaction with an appropriate protected alcohol containing activated acylating agent, wherein P^1 is as defined herein. Preferred methods for the formation of imides are reacting the amide with the preformed acid chloride of the protected alcohol containing acid in the presence of pyridine at low temperature or condensing the amide and protected alcohol containing symmetrical anhydride in the presence of a catalyst, such as sulfuric acid. Preferred protecting groups for the alcohol moiety are silyl ethers such as a tert-butyl dimethylsilyl ether or a tert-butyl diphenylsilyl ether. Deprotection of the hydroxyl moiety (fluoride ion is the preferred method for removing silyl ether protecting groups) followed by reaction a suitable nitrosylating agent such as thionyl chloride nitrite, thionyl dinitrite, or nitrosonium tetrafluoroborate in a suitable anhydrous solvent such as dichloromethane, THF, DMF, or acetonitrile, with or without an amine base, such as pyridine or triethylamine, affords the compound of structure VIIIA.

Nitroso compounds of structure (VIII), wherein R_e , R_f , and p are as defined herein, and a nitrosothiol containing imide is representative of the R_{19} group, as defined herein, may be prepared as outlined in Fig. 23. The amide nitrogen of structure 29 is converted to the imide of structure 31, wherein p , R_e and R_f are as defined herein, by reaction with an appropriate protected thiol containing activated acylating agent, wherein P^2 is as defined herein. Preferred methods for the formation of imides are reacting the amide with the preformed

acid chloride of the protected thiol containing acid in the presence of pyridine at low temperature or condensing the amide and protected alcohol containing symmetrical anhydride in the presence of a catalyst such as sulfuric acid.

Preferred protecting groups for the thiol moiety are as a thioester such as a

- 5 thioacetate or thiobenzoate, as a disulfide, as a thiocarbamate such as N-methoxymethyl thiocarbamate, or as a thioether such as a paramethoxybenzyl thioether, a tetrahydropyranyl thioether or a 2,4,6-trimethoxybenzyl thioether. Deprotection of the thiol moiety (zinc in dilute aqueous acid, triphenylphosphine in water and sodium borohydride are preferred methods for
10 reducing disulfide groups while aqueous base is typically utilized to hydrolyze thioesters and N-methoxymethyl thiocarbamates and mercuric trifluoroacetate, silver nitrate, or strong acids such as trifluoroacetic or hydrochloric acid and heat are used to remove a paramethoxybenzyl thioether, a tetrahydropyranyl thioether, or a 2,4,6-trimethoxybenzyl thioether group) followed by reaction a
15 suitable nitrosylating agent such as thionyl chloride nitrite, thionyl dinitrite, a lower alkyl nitrite such as tert-butyl nitrite, or nitrosonium tetrafluoroborate in a suitable anhydrous solvent such as methylene chloride, THF, DMF, or acetonitrile with or without an amine base such as pyridine or triethylamine affords the compound of structure **VIIB**. Alternatively, treatment of the
20 deprotected thiol derived from compound 31 with a stoichiometric quantity of sodium nitrite in an acidic aqueous or alcoholic solution affords the compound of structure **VIIB**.

Nitro compounds of structure (**VIII**), wherein R_e , R_f , and p are as defined herein, and a nitrate containing imide is representative of the R_{19} group, as

- 25 defined herein, may be prepared as outlined in Fig. 24. The amide group of the formula 29 is converted to the imide of the formula 32, wherein p , R_e and R_f are as defined herein, and X is a halogen, by reaction with an appropriate halide containing activated acylating agent. Preferred methods for the formation of imides are reacting the amide with the preformed acid chloride of the halide
30 containing acid in the presence of pyridine at low temperature or condensing the amide and halide containing symmetrical anhydride in the presence of a catalyst such as sulfuric acid. Preferred halides are bromide and iodide. Reaction of the

imide of the formula 32 with a suitable nitrating agent such as silver nitrate in an inert solvent such as acetonitrile affords the compound of structure VIIIIC.

Nitroso compounds of structure (IX), wherein R_{20} , R_e , R_f , and p are as defined herein, and an nitrite containing acylated amide or sulfonamide is representative of the R_4 group, as defined herein, may be prepared as outlined in Fig. 25. The amide or sulfonamide nitrogen of structure 33 is converted to the N-acylated derivative of structure 34, wherein p , R_e and R_f are as defined herein, by reaction with an appropriate protected alcohol containing activated acylating agent, wherein P^1 is as defined herein. Preferred methods for the formation of acylated amides or sulfonamides are reacting the amide or sulfonamide with the preformed acid chloride of the protected alcohol containing acid in the presence of pyridine at low temperature or condensing the amide or sulfonamide and protected alcohol containing symmetrical anhydride in the presence of a catalyst such as sulfuric acid. Preferred protecting groups for the alcohol moiety are silyl ethers such as a tert-butyldimethylsilyl ether or a tertbutyldiphenylsilyl ether. Deprotection of the hydroxyl moiety (fluoride ion is the preferred method for removing silyl ether protecting groups) followed by reaction a suitable nitrosylating agent such as thionyl chloride nitrite, thionyl dinitrite, or nitrosonium tetrafluoroborate in a suitable anhydrous solvent such as dichloromethane, THF, DMF, or acetonitrile with or without an amine base such as pyridine or triethylamine affords the compound of structure IXA.

Nitroso compounds of structure (IX), wherein R_{20} , R_e , R_f , and p are as defined herein, and an nitrosothiol containing acylated amide or sulfonamide is representative of the R_4 group, as defined herein, may be prepared as outlined in Fig. 26. The amide or sulfonamide nitrogen of structure 33 is converted to the N-acylated derivative of structure 35, wherein p , R_e and R_f are as defined herein, by reaction with an appropriate protected thiol containing activated acylating agent, wherein P^2 is as defined herein. Preferred methods for the formation of acylated amides or sulfonamides are reacting the amide or sulfonamide with the preformed acid chloride of the protected thiol containing acid in the presence of pyridine at low temperature or condensing the amide or sulfonamide and protected thiol containing symmetrical anhydride in the presence of a catalyst such as sulfuric acid. Preferred protecting groups for the thiol moiety are as a

thioester such as a thioacetate or thiobenzoate, as a disulfide, as a thiocarbamate such as N-methoxymethyl thiocarbamate, or as a thioether such as a paramethoxy-benzyl thioether, a tetrahydropyranyl thioether or a 2,4,6-trimethoxybenzyl thioether. Deprotection of the thiol moiety (zinc in dilute aqueous acid, triphenylphosphine in water and sodium borohydride are preferred methods for reducing disulfide groups while aqueous base is typically utilized to hydrolyze thioesters and N-methoxymethyl thiocarbamates and mercuric trifluoroacetate, silver nitrate, or strong acids such as trifluoroacetic or hydrochloric acid and heat are used to remove a paramethoxybenzyl thioether, a tetrahydropyranyl thioether, or a 2,4,6-trimethoxybenzyl thioether group) followed by reaction a suitable nitrosylating agent such as thionyl chloride nitrite, thionyl dinitrite, a lower alkyl nitrite such as tert-butyl nitrite, or nitrosonium tetrafluoroborate in a suitable anhydrous solvent such as methylene chloride, THF, DMF, or acetonitrile with or without an amine base such as pyridine or triethylamine affords the compound of structure **IXB**. Alternatively, treatment of the deprotected thiol derived from compound 35 with a stoichiometric quantity of sodium nitrite in an acidic aqueous or alcoholic solution affords the compound of structure **IXB**.

Nitro compounds of structure (IX), wherein R_{20} , R_e , R_f , and p are as defined herein, and a nitrate containing acylated amide or sulfonamide is representative of the R_4 group, as defined herein, may be prepared as outlined in Fig. 27. The amide or sulfonamide group of the formula 33 is converted to the N-acylated derivative of the formula 36, wherein p , R_e and R_f are as defined herein, and X is a halogen, by reaction with an appropriate halide containing activated acylating agent. Preferred methods for the formation of acylated amides or sulfonamides are reacting the amide or sulfonamide with the preformed acid chloride of the halide containing acid in the presence of pyridine at low temperature or condensing the amide or sulfonamide and halide containing symmetrical anhydride in the presence of a catalyst such as sulfuric acid. Preferred halides are bromide and iodide. Reaction of the imide or sulfonamide of the formula 36 with a suitable nitrating agent such as silver nitrate in an inert solvent such as acetonitrile affords the compound of structure **IXC**.

Nitroso compounds of structure (X), wherein D_1 , R_e , R_f , and p are as defined herein, and a nitrite containing ester is representative of the D group, as defined herein, may be prepared according to Fig. 28. The alcohol group of structure 37 is converted to the ester of structure 38, wherein p , R_e and R are as defined herein, by reaction with an appropriate protected alcohol containing activated acylating agent, wherein P^1 is as defined herein. Preferred methods for the formation of esters are reacting the alcohol with the preformed acid chloride or symmetrical anhydride of the protected alcohol containing acid or condensing the alcohol and protected alcohol containing acid with a dehydrating agent such as DCC or EDAC·HCl in the presence of a catalyst such as DMAP or HOBt. Preferred protecting groups for the alcohol moiety are silyl ethers such as a trimethylsilyl or a tert-butyldimethylsilyl ether. Deprotection of the hydroxyl moiety (fluoride ion is the preferred method for removing silyl ether protecting groups) followed by reaction a suitable nitrosylating agent such as thionyl chloride nitrite, thionyl dinitrite, or nitrosonium tetrafluoroborate in a suitable anhydrous solvent such as dichloromethane, THF, DMF, or acetonitrile with or without an amine base such as pyridine or triethylamine affords the compound of structure XA.

Nitroso compounds of structure (X), wherein D_1 , R_e , R_f , and p are as defined herein, and a nitrosothiol containing ester is representative of the D group, as defined herein, may be prepared as shown in Fig. 29. The alcohol group of structure 37 is converted to the ester of structure 39, wherein p , R_e and R_f are as defined herein, by reaction with an appropriate protected thiol containing activated acylating agent, wherein P^2 is as defined herein. Preferred methods for the formation of esters are reacting the alcohol with the preformed acid chloride or symmetrical anhydride of the protected thiol containing acid or condensing the alcohol and protected thiol containing acid with a dehydrating agent such as DCC or EDAC·HCl in the presence of a catalyst such as DMAP or HOBt. Preferred protecting groups for the thiol moiety are as a thioester such as a thioacetate or thiobenzoate, as a disulfide, as a thiocarbamate such as N-methoxymethyl thiocarbamate, or as a thioether such as a paramethoxybenzyl thioether, a tetrahydropyranyl thioether or a S-triphenylmethyl thioether. Deprotection of the thiol moiety (zinc in dilute aqueous acid, triphenyl-

phosphine in water and sodium borohydride are preferred methods for reducing disulfide groups while aqueous base is typically utilized to hydrolyze thioesters and N-methoxymethyl thiocarbamates and mercuric trifluoroacetate, silver nitrate, or strong acids such as trifluoroacetic or hydrochloric acid and heat are used to remove a paramethoxybenzyl thioether, a tetrahydropyranyl thioether or a S-triphenylmethyl thioether group) followed by reaction a suitable nitrosylating agent such as thionyl chloride nitrite, thionyl dinitrite, a lower alkyl nitrite such as tert-butyl nitrite, or nitrosium tetrafluoroborate in a suitable anhydrous solvent such as methylene chloride, THF, DMF, or acetonitrile with or without an amine base such as pyridine or triethylamine affords the compound of structure XB. Alternatively, treatment of the deprotected thiol derived from compound 39 with a stoichiometric quantity of sodium nitrite in aqueous or alcoholic acid affords the compound of structure XB.

Nitro compounds of structure (X), wherein D_1 , R_e , R_f , and p are as defined herein, and a nitrate containing ester is representative of the D group, as defined herein, may be prepared according to Fig. 30. The alcohol group of the formula 37 is converted to the ester of the formula 40, wherein p , R_e and R_f are as defined herein, and X is a halogen, by reaction with an appropriate halide containing activated acylating agent. Preferred methods for the formation of esters are reacting the alcohol with the preformed acid chloride or symmetrical anhydride of the halide containing acid or condensing the alcohol and halide containing acid with a dehydrating agent such as DCC or EDAC·HCl in the presence of a catalyst such as DMAP or HOBt. Preferred halides are bromide and iodide. Reaction of the ester of the formula 40 with a suitable nitrating agent such as silver nitrate in an inert solvent such as acetonitrile affords the compound of structure XC.

Nitroso compounds of structure (XI), wherein D_2 , R_e , R_f , and p are as defined herein, and a nitrite containing ester is representative of the D group, as defined herein, may be prepared according to Fig. 31. The alcohol group of structure 41 is converted to the ester of structure 42, wherein p , R_e and R_f are as defined herein, by reaction with an appropriate protected alcohol containing activated acylating agent, wherein P^1 is as defined herein. Preferred methods for the formation of esters are reacting the alcohol with the preformed acid chloride

or symmetrical anhydride of the protected alcohol containing acid or condensing the alcohol and protected alcohol containing acid with a dehydrating agent, such as DCC or EDAC·HCl, in the presence of a catalyst, such as DMAP or HOBt.

Preferred protecting groups for the alcohol moiety are silyl ethers, such as a trimethylsilyl or a tert-butyldimethylsilyl ether. Deprotection of the hydroxyl moiety (fluoride ion is the preferred method for removing silyl ether protecting groups) followed by reaction a suitable nitrosylating agent, such as thionyl chloride nitrite, thionyl dinitrite, or nitrosonium tetrafluoroborate, in a suitable anhydrous solvent, such as dichloromethane, THF, DMF, or acetonitrile, with or without an amine base, such as pyridine or triethylamine, affords the compound of structure XIA.

Nitroso compounds of structure (XI), wherein D_2 , R_e , R_f , and p are as defined herein, and a nitrosothiol containing ester is representative of the D group, as defined herein, may be prepared according to Fig. 32. The alcohol group of structure 41 is converted to the ester of structure 43, wherein p , R_e and R_f are as defined herein, by reaction with an appropriate protected thiol containing activated acylating agent, wherein P^2 is as defined herein. Preferred methods for the formation of esters are reacting the alcohol with the preformed acid chloride or symmetrical anhydride of the protected thiol containing acid or condensing the alcohol and protected thiol containing acid with a dehydrating agent, such as DCC or EDAC·HCl, in the presence of a catalyst, such as DMAP or HOBt. Preferred protecting groups for the thiol moiety are as a thioester, such as a thioacetate or thiobenzoate, as a disulfide, as a thiocarbamate, such as *N*-methoxymethyl thiocarbamate, or as a thioether, such as a paramethoxybenzyl thioether, a tetrahydropyranyl thioether or a *S*-triphenylmethyl thioether. Deprotection of the thiol moiety (zinc in dilute aqueous acid, triphenylphosphine in water and sodium borohydride are preferred methods for reducing disulfide groups while aqueous base is typically utilized to hydrolyze thioesters and *N*-methoxymethyl thiocarbamates and mercuric trifluoroacetate, silver nitrate, or strong acids, such as trifluoroacetic or hydrochloric acid, and heat are used to remove a paramethoxybenzyl thioether, a tetrahydropyranyl thioether or a *S*-triphenylmethyl thioether group) followed by reaction a suitable nitrosylating agent, such as thionyl chloride nitrite, thionyl dinitrite, a lower alkyl nitrite, such

as tert-butyl nitrite, or nitrosium tetrafluoroborate, in a suitable anhydrous solvent, such as methylene chloride, THF, DMF, or acetonitrile, with or without an amine base, such as pyridine or triethylamine, affords the compound of structure **XIB**. Alternatively, treatment of the deprotected thiol derived from compound **43** with a stoichiometric quantity of sodium nitrite in aqueous or alcoholic acid affords the compound of structure **XIB**.

Nitro compounds of structure (XI), wherein D_2 , R_e , R_f , and p are as defined herein, and a nitrate containing ester is representative of the D group, as defined herein, may be prepared according to Fig. 33. The alcohol group of the formula **41** is converted to the ester of the formula **44**, wherein p , R_e and R_f are as defined herein, and X is a halogen, by reaction with an appropriate halide containing activated acylating agent. Preferred methods for the formation of esters are reacting the alcohol with the preformed acid chloride or symmetrical anhydride of the halide containing acid or condensing the alcohol and halide containing acid with a dehydrating agent, such as DCC or EDAC·HCl, in the presence of a catalyst, such as DMAP or HOBt. Preferred halides are bromide and iodide. Reaction of the ester of the formula **44** with a suitable nitrating agent, such as silver nitrate, in an inert solvent, such as acetonitrile, affords the compound of structure **XIC**.

Nitroso compounds of structure (XII), wherein R_e , R_f , A_1 , A_2 , A_3 , J , V and p are as defined herein, and a nitrite containing thioester is representative of the R_{24} group, as defined herein, may be prepared according to Fig. 34. The carboxylic acid group of structure **45** is converted to the thioester of structure **46**, wherein p , R_e and R_f are as defined herein, by reaction with an appropriate protected alcohol containing thiol agent, wherein P^1 is as defined herein. Preferred methods for the formation of thioesters are reacting the thiol with the preformed acid chloride or symmetrical anhydride of the carboxylic acid or condensing the thiol and carboxylic acid with a dehydrating agent, such as DCC or EDAC·HCl, in the presence of a catalyst, such as DMAP or HOBt. Preferred protecting groups for the alcohol moiety are silyl ethers, such as a trimethylsilyl or a tert-butyldimethylsilyl ether. Deprotection of the hydroxyl moiety (fluoride ion is the preferred method for removing silyl ether protecting groups) followed by reaction a suitable nitrosylating agent, such as thionyl chloride nitrite, thionyl

dinitrite, or nitrosonium tetrafluoroborate, in a suitable anhydrous solvent, such as dichloromethane, THF, DMF, or acetonitrile, with or without an amine base, such as pyridine or triethylamine, affords the compound of structure XIIA.

Nitroso compounds of structure (XII), wherein R_e , R_f , A_1 , A_2 , A_3 , J , V and p are as defined herein, and a nitrosothiol containing thioester is representative of the R_{24} group, as defined herein, may be prepared according to Fig. 35. The carboxylic acid group of structure 45 is converted to the thioester of structure 47, wherein p , R_e and R_f are as defined herein, by reaction with an appropriate mono protected dithiol. Preferred methods for the formation of thioesters are reacting the free thiol with the preformed acid chloride or symmetrical anhydride of the carboxylic acid or condensing the free thiol and carboxylic acid with a dehydrating agent, such as DCC or EDAC·HCl, in the presence of a catalyst, such as DMAP or HOBt. Preferred protecting groups for the thiol moiety are as a thioester, such as a thioacetate or thiobenzoate, as a disulfide, as a thiocarbamate, such as N-methoxymethyl thiocarbamate, or as a thioether, such as a paramethoxybenzyl thioether, a tetrahydropyranyl thioether or a S-triphenylmethyl thioether. Deprotection of the thiol moiety (zinc in dilute aqueous acid, triphenyl-phosphine in water and sodium borohydride are preferred methods for reducing disulfide groups while aqueous base is typically utilized to hydrolyze thioesters and N-methoxymethyl thiocarbamates and mercuric trifluoroacetate, silver nitrate, or strong acids, such as trifluoroacetic or hydrochloric acid, and heat are used to remove a paramethoxybenzyl thioether, a tetrahydropyranyl thioether or a S-triphenylmethyl thioether group). Reaction of the free thiol with a suitable nitrosylating agent, such as thionyl chloride nitrite, thionyl dinitrite, a lower alkyl nitrite, such as tert-butyl nitrite, or nitrosium tetrafluoroborate, in a suitable anhydrous solvent, such as methylene chloride, THF, DMF, or acetonitrile, with or without an amine base, such as pyridine or triethylamine, affords the compound of structure XIIB. Alternatively, treatment of the deprotected thiol derived from compound 47 with a stoichiometric quantity of sodium nitrite in aqueous or alcoholic acid affords the compound of structure XIIB.

Nitro compounds of structure (XII), wherein R_e , R_f , A_1 , A_2 , A_3 , J , V and p are as defined herein, and a nitrate containing thioester is representative of the

- R₂₄ group, as defined herein, may be prepared according to Fig. 36. The carboxylic acid group of the formula 45 is converted to the thioester of structure 46, wherein p, R_e and R_f are as defined herein, by reaction with an appropriate protected alcohol containing thiol agent, wherein P¹ is as defined herein.
- 5 Preferred methods for the formation of thioesters are reacting the thiol with the preformed acid chloride or symmetrical anhydride of the carboxylic acid or condensing the thiol and carboxylic acid with a dehydrating agent, such as DCC or EDAC·HCl, in the presence of a catalyst, such as DMAP or HOBt. Preferred protecting groups for the alcohol moiety are silyl ether, such as trimethylsilyl or a
- 10 tert-butyldimethylsilyl ether. Deprotection of the hydroxyl moiety (fluoride ion is the preferred method for removing silyl ether protecting groups) followed by reaction of the alcohol with a suitable nitrating agent, such as nitric acid and acetic anhydride in ethyl acetate/acetic acid affords the compound of structure XIIC. Alternatively, the carboxylic acid group of structure 45 is converted to the
- 15 thioester of structure 48, wherein p, R_e and R_f are as defined herein, and X is halogen, by reaction with an appropriate halide containing thiol. Preferred methods for the formation of thioesters are reacting the thiol with the preformed acid chloride or symmetrical anhydride of the carboxylic acid or condensing the thiol and carboxylic acid with a dehydrating agent, such as DCC or EDAC·HCl, in
- 20 the presence of a catalyst, such as DMAP or HOBt. Preferred halides are bromide and iodide. Reaction of the ester of structure 48 with a suitable nitrating agent, such as silver nitrate in an inert solvent, such as acetonitrile, affords the compound of structure XIIC.
- Nitroso compounds of structure (XIII), wherein R_e, R_f, R₃₁, R₃₂, and p are
- 25 as defined herein, and a nitrite containing ester is representative of the D group, as defined herein, may be prepared according to Fig. 37. The carboxylic acid group of structure 49 is converted to the ester of structure 50, wherein p, R_e and R are as defined herein, by reaction with a monoprotected diol, wherein P¹ is as defined
- 30 herein. Preferred methods for the formation of esters are reacting the alcohol with the preformed acid chloride or symmetrical anhydride of the carboxylic acid or condensing the alcohol and carboxylic acid with a dehydrating agent, such as DCC or EDAC·HCl, in the presence of a catalyst, such as DMAP or HOBt.
- Preferred protecting groups for the alcohol moiety are silyl ethers, such as a

trimethylsilyl or a tert-butyldimethylsilyl ether. Deprotection of the hydroxyl moiety (fluoride ion is the preferred method for removing silyl ether protecting groups) followed by reaction a suitable nitrosylating agent, such as thionyl chloride nitrite, thionyl dinitrite, or nitrosonium tetrafluoroborate, in a suitable anhydrous solvent, such as dichloromethane, THF, DMF, or acetonitrile, with or without an amine base, such as pyridine or triethylamine, affords the compound of structure XIII A.

Nitroso compounds of structure (XIII), wherein R_e , R_f , R_{31} , R_{32} , and p are as defined herein, and a nitrosothiol containing ester is representative of the D group, as defined herein, may be prepared according to Fig. 38. The carboxylic acid group of structure 49 is converted to the ester of structure 51, wherein p , R_e and R_f are as defined herein, by reaction with an appropriate protected thiol containing alcohol. Preferred methods for the formation of esters are reacting the alcohol with the preformed acid chloride or symmetrical anhydride of the carboxylic acid or condensing the primary thiol and carboxylic acid with a dehydrating agent, such as DCC or EDAC·HCl, in the presence of a catalyst, such as DMAP or HOBT. Preferred protecting groups for the thiol moiety are as a thioester, such as a thioacetate or thiobenzoate, as a disulfide, as a thiocarbamate, such as N-methoxymethyl thiocarbamate, or as a thioether, such as a paramethoxybenzyl thioether, a tetrahydropyranyl thioether or a S-triphenylmethyl thioether. Deprotection of the thiol moiety (zinc in dilute aqueous acid, triphenyl-phosphine in water and sodium borohydride are preferred methods for reducing disulfide groups while aqueous base is typically utilized to hydrolyze thioesters and N-methoxymethyl thiocarbamates and mercuric trifluoroacetate, silver nitrate, or strong acids, such as trifluoroacetic or hydrochloric acid, and heat are used to remove a paramethoxybenzyl thioether, a tetrahydropyranyl thioether or a S-triphenylmethyl thioether group) Reaction of the free thiol with a suitable nitrosylating agent, such as thionyl chloride nitrite, thionyl dinitrite, a lower alkyl nitrite, such as tert-butyl nitrite, or nitrosium tetrafluoroborate, in a suitable anhydrous solvent, such as methylene chloride, THF, DMF, or acetonitrile, with or without an amine base, such as pyridine or triethylamine, affords the compound of structure XIII B. Alternatively, treatment of the deprotected thiol derived from compound 51 with a stoichiometric

quantity of sodium nitrite in aqueous or alcoholic acid affords the compound of structure XIII B.

Nitro compounds of structure (XIII), wherein R_e , R_f , R_{31} , R_{32} and p are as defined herein, and a nitrate containing ester is representative of the D group, as defined herein, may be prepared according to Fig. 39. The carboxylic acid group of the formula 49 is converted to the ester of structure 50, wherein p , R_e and R_f are as defined herein, by reaction with an appropriate mono-protected diol, wherein P^1 is as defined herein. Preferred methods for the formation of esters are reacting the alcohol with the preformed acid chloride or symmetrical anhydride of the carboxylic acid or condensing the alcohol and carboxylic acid with a dehydrating agent, such as DCC or EDAC·HCl, in the presence of a catalyst, such as DMAP or HOBt. Preferred protecting groups for the alcohol moiety are silyl ether, such as trimethylsilyl or a tert-butyldimethylsilyl ether. Deprotection of the hydroxyl moiety (fluoride ion is the preferred method for removing silyl ether protecting groups) followed by reaction of the alcohol with a suitable nitrating agent, such as nitric acid and acetic anhydride in ethyl acetate/acetic acid affords the compound of structure XIII C. Alternatively, the carboxylic acid group of structure 49 is converted to the ester of structure 52, wherein p , R_e and R_f are as defined herein, and X is halogen, by reaction with an appropriate halide containing alcohol. Preferred methods for the formation of esters are reacting the alcohol with the preformed acid chloride or symmetrical anhydride of the halide containing acid or condensing the alcohol and halide containing alcohol with a dehydrating agent, such as DCC or EDAC·HCl in the presence of a catalyst, such as DMAP or HOBt. Preferred halides are bromide and iodide. Reaction of the ester of structure 52 with a suitable nitrating agent, such as silver nitrate in an inert solvent, such as acetonitrile, affords the compound of structure XIII C.

Nitroso compounds of structure (XIV), wherein R_e , R_f , R_{35} , R_{36} , R_{37} , R_{38} , D_1 and p are as defined herein, a carbonyl group is representative of the A group, as defined herein, and a nitrite containing substituent is representative of the R_{34} group, as defined herein, may be prepared according to Fig. 40. The methyl 9a-methyl-1,2,3,4,4a,9a-hexahydro-beta-carboline-3-carboxylate of structure 53 is converted to the acylated derivative of the formula 54, wherein p , R_{35} and R_{36} are as defined herein, oxygen is representative of G_4 , as defined herein, by

reaction with an appropriate α -halo containing activated acylating agent, wherein X is preferably chlorine or bromine. Preferred methods for the formation of N-acylated 1,2,3,4,4a,9a-hexahydrobeta-carboline-3-carboxylate esters are reacting the 1,2,3,4,4a,9a-hexahydrobeta-carboline-3-carboxylate ester with the preformed acid chloride or symmetrical anhydride of the α -halo containing acid or condensing the 1,2,3,4,4a,9a-hexahydrobeta-carboline-3-carboxylate ester and α -halo containing acid in the presence of a dehydrating agent such as DCC or EDAC·HCl with a catalyst such as DMAP or HOBt. Hydrolysis of the ester affords the carboxylic acid followed by subsequent reaction with a hydroxy protected primary amino containing alcohol, wherein P¹ is as defined herein, affords the compound of structure 55. Preferred methods for the formation of amides are reacting the amine with the preformed acid chloride or symmetrical anhydride of the carboxylic acid or condensing the amine and carboxylic acid with a dehydrating agent, such as DCC or EDAC·HCl, in the presence of a catalyst, such as DMAP or HOBt. Preferred protecting groups for the alcohol moiety are silyl ethers, such as a trimethylsilyl or a tert-butyldimethylsilyl ether. A preferred method for facilitating the cyclization to afford the 3,6,17-triaza-1-methyltetracyclo[8.7.0.0<3,8>.0<11,16>]heptadeca-11(16),12,14-triene-4,7-dione is to heat the α -halo diamide intermediate in an inert solvent such as methanol.

Deprotection of the hydroxyl moiety (fluoride ion is the preferred method for removing silyl ether protecting groups) followed by reaction with a stoichiometric quantity of a suitable nitrosylating agent, such as thionyl chloride nitrite, thionyl dinitrite, or nitrosonium tetrafluoroborate, in a suitable anhydrous solvent, such as dichloromethane, THF, DMF, or acetonitrile, with or without an amine base, such as pyridine or triethylamine, affords the compound of structure XIVA.

Nitroso compounds of structure (XIV), wherein R_e, R_f, R₃₅, R₃₆, R₃₇, R₃₈, D₁ and p are as defined herein, a carbonyl group is representative of the A group, as defined herein, oxygen is representative of G₄, as defined herein, and a nitrosothiol containing substituent is representative of the R₃₄ group, as defined herein, may be prepared according to Fig. 41. Hydrolysis of the ester of the compound of structure 54 affords the carboxylic acid which is reacted with a sulfanyl protected primary amino containing thiol, wherein P² is as defined herein, to afford the compound of structure 56. Preferred methods for the

formation of amides are reacting the amine with the preformed acid chloride or symmetrical anhydride of the carboxylic acid or condensing the amine and carboxylic acid with a dehydrating agent, such as DCC or EDAC·HCl, in the presence of a catalyst, such as DMAP or HOBt. Preferred protecting groups for the thiol moiety are as a thioester such as a thioacetate or thiobenzoate, as a disulfide, as a thiocarbamate such as N-methoxymethyl thiocarbamate, or as a thioether such as a paramethoxy-benzyl thioether, a tetrahydropyranyl thioether or a 2,4,6-trimethoxybenzyl thioether. A preferred method for facilitating the cyclization to the afford the 3,6,17-triaza-1-methyltetracyclo[8.7.0.0<3,8>.0<11,16>] heptadeca-11(16),12,14-triene-4,7-dione is to heat the α -halo diamide intermediate wherein X is preferably chlorine or bromine in an inert solvent such as methanol. Deprotection of the sulfanyl moiety (zinc in dilute aqueous acid, triphenylphosphine in water and sodium borohydride are preferred methods for reducing disulfide groups while aqueous base is typically utilized to hydrolyze thioesters and N-methoxymethyl thiocarbamates and mercuric trifluoroacetate, silver nitrate, or strong acids such as trifluoroacetic or hydrochloric acid and heat are used to remove a paramethoxybenzyl thioether, a tetrahydropyranyl thioether, or a 2,4,6-trimethoxybenzyl thioether group) followed by reaction with a stoichiometric quantity of a suitable nitrosylating agent such as thionyl chloride nitrite, thionyl dinitrite, a lower alkyl nitrite such as tert-butyl nitrite, or nitrosonium tetrafluoroborate in a suitable anhydrous solvent such as methylene chloride, THF, DMF, or acetonitrile with or without an amine base such as pyridine or triethylamine affords the compound of structure XIVB. Alternatively, treatment of the deprotected thiol derived from compound 55 with a stoichiometric quantity of sodium nitrite in an acidic aqueous or alcoholic solution affords the compound of structure XIVB.

Nitro compounds of structure (XIV), wherein R_e , R_f , R_{35} , R_{36} , R_{37} , R_{38} , D_1 and p are as defined herein, a carbonyl group is representative of the A group, as defined herein, oxygen is representative of G_4 , as defined herein, and a nitrate containing substituent is representative of the R_{34} group, as defined herein, may be prepared according to Fig. 42. Deprotection of the hydroxyl moiety of the compound of structure 54 (fluoride ion is the preferred method for removing silyl ether protecting groups) followed by activation and nucleophilic

displacement of the hydroxyl by a halogen affords the compound of structure 57, wherein X is preferably a bromine or an iodine. Preferred methods for converting a hydroxyl group to a halogen moiety are to first activate it as the mesylate or tosylate by reacting it with methanesulfonyl chloride or p-toluenesulfonyl chloride in an inert solvent such as methylene chloride or THF in the presence of a base such as triethylamine followed by nucleophilic displacement of the sulfonate moiety with iodide or bromide by reaction with sodium iodide or sodium bromide in refluxing acetone. Reaction of the compound of structure 57 with a suitable nitrating agent such as silver nitrate in an inert solvent such as acetonitrile affords the compound of structure XIVC.

Nitroso compounds of structure (XV), wherein R_e , R_f , R_{37} , R_{38} , D_1 and p are as defined herein, and a nitrite containing ester substituent is representative of the R_{25} group, as defined herein, may be prepared according to Fig. 43. 1,2,3,4-Tetrahydro-beta-carboline of the formula 58 is converted to the N-acylated compound of the formula 59, wherein P^1 is as defined herein, and oxygen is representative of G_4 , as defined herein, by reaction with a hydroxy protected carboxylic ester substituted cinnamic acid derivative. Preferred methods for the formation of amides are reacting the amine with the preformed acid chloride or symmetrical anhydride of the carboxylic acid or condensing the amine and carboxylic acid with a dehydrating agent, such as DCC or EDAC·HCl, in the presence of a catalyst, such as DMAP or HOBt. Preferred protecting groups for the alcohol moiety are silyl ethers, such as a trimethylsilyl or a tert-butyldimethylsilyl ether. Deprotection of the hydroxyl moiety (fluoride ion is the preferred method for removing silyl ether protecting groups) followed by reaction with a stoichiometric quantity of a suitable nitrosylating agent, such as thionyl chloride nitrite, thionyl dinitrite, or nitrosonium tetrafluoroborate, in a suitable anhydrous solvent, such as dichloromethane, THF, DMF, or acetonitrile, with or without an amine base, such as pyridine or triethylamine, affords the compound of structure XVA.

Nitroso compounds of structure (XV), wherein R_e , R_f , R_{37} , R_{38} , D_1 and p are as defined herein, and a nitrosothiol containing ester substituent is representative of the R_{25} group, as defined herein, may be prepared according to Fig. 44. 1,2,3,4-Tetrahydro-beta-carboline of the formula 58 is converted to the N-

acylated compound of the formula 60, wherein P² is as defined herein, and oxygen is representative of G₄, as defined herein, by reaction with a sulfanyl protected carboxylic ester substituted cinnamic acid derivative. Preferred methods for the formation of amides are reacting the amine with the preformed acid chloride or symmetrical anhydride of the carboxylic acid or condensing the amine and carboxylic acid with a dehydrating agent, such as DCC or EDAC·HCl, in the presence of a catalyst, such as DMAP or HOBt. Preferred protecting groups for the thiol moiety are as a thioester such as a thioacetate or thiobenzoate, as a disulfide, as a thiocarbamate such as N-methoxymethyl thiocarbamate, or as a thioether such as a paramethoxy-benzyl thioether, a tetrahydropyranyl thioether or a 2,4,6-trimethoxybenzyl thioether. Deprotection of the sulfanyl moiety (zinc in dilute aqueous acid, triphenylphosphine in water and sodium borohydride are preferred methods for reducing disulfide groups while aqueous base is typically utilized to hydrolyze thioesters and N-methoxymethyl thiocarbamates and mercuric trifluoroacetate, silver nitrate, or strong acids such as trifluoroacetic or hydrochloric acid and heat are used to remove a paramethoxybenzyl thioether, a tetrahydropyranyl thioether, or a 2,4,6-trimethoxybenzyl thioether group) followed by reaction with a stoichiometric quantity of a suitable nitrosylating agent such as thionyl chloride nitrite, thionyl dinitrite, a lower alkyl nitrite such as tert-butyl nitrite, or nitrosonium tetrafluoroborate in a suitable anhydrous solvent such as methylene chloride, THF, DMF, or acetonitrile with or without an amine base such as pyridine or triethylamine affords the compound of structure XVB. Alternatively, treatment of the deprotected thiol derived from compound 60 with a stoichiometric quantity of sodium nitrite in an acidic aqueous or alcoholic solution affords the compound of structure XVB.

Nitro compounds of structure (XV), wherein R_e, R_f, R₃₇, R₃₈, D₁ and p are as defined herein, and a nitrate containing ester substituent is representative of the R₂₅ group, as defined herein, may be prepared according to Fig. 45. 1,2,3,4-Tetrahydro-beta-carboline of the formula 58 is converted to the N-acylated compound of the formula 61, wherein X is as defined herein, and oxygen is representative of G₄, as defined herein, by reaction with a halogen containing carboxylic ester substituted cinnamic acid derivative. Preferred methods for the formation of amides are reacting the amine with the preformed acid chloride or

symmetrical anhydride of the halide containing acid or condensing the amine and halide containing acid with a dehydrating agent, such as DCC or EDAC·HCl in the presence of a catalyst, such as DMAP or HOBt. Preferred halides are bromide and iodide. Reaction of the amide of structure 61 with a suitable nitrating agent, such as silver nitrate in an inert solvent, such as acetonitrile, affords the compound of structure XVC.

Nitroso compounds of structure (XVI), wherein R_e , R_f , R_{40} , R_{41} and p are as defined herein, and a nitrite containing benzoic ester substituent is representative of the R_{42} group, as defined herein, may be prepared according to

- 10 **Fig. 46.** 2-Pyrazolin-5-one of the formula 62 is converted to the ester of the formula 63, wherein P^1 is as defined herein, by reaction with a monoprotected diol. Preferred methods for the formation of esters are reacting the alcohol with the preformed acid chloride or symmetrical anhydride of the carboxylic acid or condensing the alcohol and carboxylic acid with a dehydrating agent, such as DCC or EDAC·HCl, in the presence of a catalyst, such as DMAP or HOBt. Preferred protecting groups for the alcohol moiety are silyl ethers, such as a trimethylsilyl or a tert-butyldimethylsilyl ether. Deprotection of the hydroxyl moiety (fluoride ion is the preferred method for removing silyl ether protecting groups) followed by reaction with a stoichiometric quantity of a suitable nitrosylating agent, such as thionyl chloride nitrite, thionyl dinitrite, or nitrosonium tetrafluoroborate, in a suitable anhydrous solvent, such as dichloromethane, THF, DMF, or acetonitrile, with or without an amine base, such as pyridine or triethylamine, affords the compound of structure XVIA.

Nitroso compounds of structure (XVI), wherein R_e , R_f , R_{40} , R_{41} and p are as defined herein, and a nitrosothiol containing benzoic ester substituent is representative of the R_{42} group, as defined herein, may be prepared according to

- 25 **Fig. 47.** 2-Pyrazolin-5-one of the formula 62 is converted to the ester of the formula 64, wherein P^2 is as defined herein, by reaction with a sulfanyl protected alcohol. Preferred methods for the formation of esters are reacting the alcohol with the preformed acid chloride or symmetrical anhydride of the carboxylic acid or condensing the alcohol and carboxylic acid with a dehydrating agent, such as DCC or EDAC·HCl, in the presence of a catalyst, such as DMAP or HOBt. Preferred protecting groups for the thiol moiety are as a thioester such as a
- 30

thioacetate or thiobenzoate, as a disulfide, as a thiocarbamate such as N-methoxymethyl thiocarbamate, or as a thioether such as a paramethoxy-benzyl thioether, a tetrahydropyranyl thioether or a 2,4,6-trimethoxybenzyl thioether.

Deprotection of the sulfanyl moiety (zinc in dilute aqueous acid,

- 5 triphenylphosphine in water and sodium borohydride are preferred methods for reducing disulfide groups while aqueous base is typically utilized to hydrolyze thioesters and N-methoxymethyl thiocarbamates and mercuric trifluoroacetate, silver nitrate, or strong acids such as trifluoroacetic or hydrochloric acid and heat are used to remove a paramethoxybenzyl thioether, a tetrahydropyranyl
- 10 thioether, or a 2,4,6-trimethoxybenzyl thioether group) followed by reaction with a stoichiometric quantity of a suitable nitrosylating agent such as thionyl chloride nitrite, thionyl dinitrite, a lower alkyl nitrite such as tert-butyl nitrite, or nitrosonium tetrafluoroborate in a suitable anhydrous solvent such as methylene chloride, THF, DMF, or acetonitrile with or without an amine base
- 15 such as pyridine or triethylamine affords the compound of structure **XVIB**.

Alternatively, treatment of the deprotected thiol derived from compound **64** with a stoichiometric quantity of sodium nitrite in an acidic aqueous or alcoholic solution affords the compound of structure **XVIB**.

Nitro compounds of structure (**XVI**), wherein R_e , R_f , R_{40} , R_{41} and p are as

- 20 defined herein, and a nitrate containing benzoic ester substituent is representative of the R_{42} group, as defined herein, may be prepared according to Fig. 48. 2-Pyrazolin-5-one of the formula **62** is converted to the ester of the formula **65**, wherein X is as defined herein, by reaction with a halogen containing alcohol. Preferred methods for the formation of esters are reacting the alcohol
- 25 with the preformed acid chloride or symmetrical anhydride of the carboxylic acid or condensing the alcohol and carboxylic acid with a dehydrating agent, such as DCC or EDAC·HCl, in the presence of a catalyst, such as DMAP or HOBt. Preferred halides are bromide and iodide. Reaction of the amide of structure **64** with a suitable nitrating agent, such as silver nitrate in an inert solvent, such as
- 30 acetonitrile, affords the compound of structure **XVIC**.

Nitroso compounds of structure (**XVII**), wherein R_e , R_f , R_g , R_{23} , J and p are as defined herein, and a nitrite containing amino containing substituent is representative of the R_{24} group, as defined herein, may be prepared according to

Fig. 49. Chlorophthalazine of the formula 66 is converted to the compound of structure 67 by reaction with an amine containing a protected hydroxyl group, wherein P¹ is as defined herein. Preferred conditions for the formation of the compound of structure 67 are to heat the amine and the compound of structure 65 at 170 °C for several hours in a high boiling inert solvent such as 2-methylpyrrolidone in the presence of an amine base such as diisopropylethylamine. Preferred protecting groups for the alcohol moiety are silyl ethers, such as a trimethylsilyl or a tert-butyldimethylsilyl ether.

Deprotection of the hydroxyl moiety (fluoride ion is the preferred method for removing silyl ether protecting groups) followed by reaction with a stoichiometric quantity of a suitable nitrosylating agent, such as thionyl chloride nitrite, thionyl dinitrite, or nitrosonium tetrafluoroborate, in a suitable anhydrous solvent, such as dichloromethane, THF, DMF, or acetonitrile, with or without an amine base, such as pyridine or triethylamine, affords the compound of structure XVIIA.

Nitroso compounds of structure (XVII), wherein R_e, R_f, R_g, R₂₃, J and p are as defined herein, and a nitrosothiol containing amino containing substituent is representative of the R₂₄ group, as defined herein, may be prepared according to Fig. 50. Chlorophthalazine of the formula 66 is converted to the compound of structure 68 by reaction with an amine containing a protected thiol group, wherein P² is as defined herein. Preferred conditions for the formation of the compound of structure 68 are to heat the amine and the compound of structure 65 at 170 °C for several hours in a high boiling inert solvent such as 2-methylpyrrolidone in the presence of an amine base such as diisopropylethylamine. Preferred protecting groups for the thiol moiety are as a thioester such as a thioacetate or thiobenzoate, as a disulfide, as a thiocarbamate such as N-methoxymethyl thiocarbamate, or as a thioether such as a paramethoxy-benzyl thioether, a tetrahydropyranyl thioether or a 2,4,6-trimethoxybenzyl thioether. Deprotection of the sulfanyl moiety (zinc in dilute aqueous acid, triphenylphosphine in water and sodium borohydride are preferred methods for reducing disulfide groups while aqueous base is typically utilized to hydrolyze thioesters and N-methoxymethyl thiocarbamates and mercuric trifluoroacetate, silver nitrate, or strong acids such as trifluoroacetic or hydrochloric acid and heat are used to remove a paramethoxybenzyl thioether, a

tetrahydropyranyl thioether, or a 2,4,6-trimethoxybenzyl thioether group) followed by reaction with a stoichiometric quantity of a suitable nitrosylating agent such as thionyl chloride nitrite, thionyl dinitrite, a lower alkyl nitrite such as tert-butyl nitrite, or nitrosonium tetrafluoroborate in a suitable anhydrous solvent such as methylene chloride, THF, DMF, or acetonitrile with or without an amine base such as pyridine or triethylamine affords the compound of structure **XVIIIB**. Alternatively, treatment of the deprotected thiol derived from compound **68** with a stoichiometric quantity of sodium nitrite in an acidic aqueous or alcoholic solution affords the compound of structure **XVIIIB**.

Nitro compounds of structure (XVII), wherein R_e , R_f , R_g , R_{23} , J and p are as defined herein, and a nitrate containing substituent is representative of the R_{24} group, as defined herein, may be prepared according to Fig. 51. Deprotection of the hydroxyl moiety of the compound of structure **67** (fluoride ion is the preferred method for removing silyl ether protecting groups) followed by activation and nucleophilic displacement of the hydroxyl by a halogen affords the compound of structure **69**, wherein X is preferably a bromine or an iodine. Preferred methods for converting a hydroxyl group to a halogen moiety are to first activate it as the mesylate or tosylate by reacting it with methanesulfonyl chloride or p-toluenesulfonyl chloride in an inert solvent such as methylene chloride or THF in the presence of a base such as triethylamine followed by nucleophilic displacement of the sulfonate moiety with iodide or bromide by reaction with sodium iodide or sodium bromide in refluxing acetone. Reaction of the compound of structure **69** with a suitable nitrating agent such as silver nitrate in an inert solvent such as acetonitrile affords the compound of structure **XVIIC**.

Nitroso compounds of structure (XVIII), wherein R_e , R_f , R_g , R_{26} , R_{27} , R_{28} , R_{29} , R_{44} and p are as defined herein, and a nitrite containing ester substituted benzoate is representative of the D group, as defined herein, may be prepared according to Fig. 52. Anthranilic amide of the formula **70** is converted to the N-acylated compound of the formula **71**, wherein P^1 is as defined herein, by reaction with a hydroxy protected carboxylic ester substituted benzoic acid derivative. Preferred methods for the formation of amides are reacting the amine with the preformed acid chloride or symmetrical anhydride of the carboxylic acid

or condensing the amine and carboxylic acid with a dehydrating agent, such as DCC or EDAC·HCl, in the presence of a catalyst, such as DMAP or HOBt.

Preferred protecting groups for the alcohol moiety are silyl ethers, such as a trimethylsilyl or a tert-butyldimethylsilyl ether. Deprotection of the hydroxyl

5 moiety (fluoride ion is the preferred method for removing silyl ether protecting groups) followed by reaction with a stoichiometric quantity of a suitable nitrosylating agent, such as thionyl chloride nitrite, thionyl dinitrite, or nitrosonium tetrafluoroborate, in a suitable anhydrous solvent, such as dichloromethane, THF, DMF, or acetonitrile, with or without an amine base,
10 such as pyridine or triethylamine, affords the compound of structure XVIIIA.

Nitroso compounds of structure (XVIII), wherein R_e, R_f, R_g, R₂₆, R₂₇, R₂₈, R₂₉, R₄₄ and p are as defined herein, and a nitrosothiol containing ester

substituted benzoate is representative of the D group, as defined herein, may be prepared according to Fig. 53. Anthranilic amide of the formula 70 is converted

15 to the N-acylated compound of structure 72, wherein P² is as defined herein, by reaction with a sulfanyl protected carboxylic ester substituted benzoic acid derivative. Preferred methods for the formation of amides are reacting the amine with the preformed acid chloride or symmetrical anhydride of the carboxylic acid or condensing the amine and carboxylic acid with a dehydrating
20 agent, such as DCC or EDAC·HCl, in the presence of a catalyst, such as DMAP or HOBt. Preferred protecting groups for the thiol moiety are as a thioester such as a thioacetate or thiobenzoate, as a disulfide, as a thiocarbamate such as N-methoxymethyl thiocarbamate, or as a thioether such as a paramethoxy-benzyl thioether, a tetrahydropyranyl thioether or a 2,4,6-trimethoxybenzyl thioether.

25 Deprotection of the sulfanyl moiety (zinc in dilute aqueous acid, triphenylphosphine in water and sodium borohydride are preferred methods for reducing disulfide groups while aqueous base is typically utilized to hydrolyze thioesters and N-methoxymethyl thiocarbamates and mercuric trifluoroacetate, silver nitrate, or strong acids such as trifluoroacetic or hydrochloric acid and heat
30 are used to remove a paramethoxybenzyl thioether, a tetrahydropyranyl thioether, or a 2,4,6-trimethoxybenzyl thioether group) followed by reaction with a stoichiometric quantity of a suitable nitrosylating agent such as thionyl chloride nitrite, thionyl dinitrite, a lower alkyl nitrite such as tert-butyl nitrite, or

nitrosonium tetrafluoroborate in a suitable anhydrous solvent such as methylene chloride, THF, DMF, or acetonitrile with or without an amine base such as pyridine or triethylamine affords the compound of structure XVIIIIB.

Alternatively, treatment of the deprotected thiol derived from compound 72 with a stoichiometric quantity of sodium nitrite in an acidic aqueous or alcoholic solution affords the compound of structure XVIIIIB.

Nitro compounds of structure (XVIII), wherein R_e , R_f , R_g , R_{26} , R_{27} , R_{28} , R_{29} , R_{44} and p are as defined herein, and a nitrate containing ester substituted benzoate is representative of the D group, as defined herein, may be prepared according to Fig. 54. Anthranilic amide of the formula 70 is converted to the N-acylated compound of the formula 73, wherein X is as defined herein, by reaction with a halogen containing carboxylic ester substituted benzoic acid derivative. Preferred methods for the formation of amides are reacting the amine with the preformed acid chloride or symmetrical anhydride of the halide containing acid or condensing the amine and halide containing acid derivative with a dehydrating agent, such as DCC or EDAC·HCl in the presence of a catalyst, such as DMAP or HOBt. Preferred halides are bromide and iodide. Reaction of the amide of structure 73 with a suitable nitrating agent, such as silver nitrate in an inert solvent, such as acetonitrile, affords the compound of structure XVIIIIC.

Nitroso compounds of structure (XIX), wherein R_e , R_f , R_g , G_4 , T and p are as defined herein, and nitrite containing substituents are representative of the R_{46} and R_{47} groups, as defined herein, may be prepared according to Fig. 55.

Chloroquinazoline of the formula 74 is converted to the compound of structure 75 by reaction with an substituted benzyl amine containing protected hydroxyl groups, wherein P^1 is as defined herein. Preferred conditions for the formation of the compound of structure 75 are to heat the amine and the compound of structure 74 at an elevated temperature for several hours in an inert solvent such as isopropanol at reflux. Compound of the formula 75 is then converted into compound of the formula 76 by reduction of the nitro substituent followed by reaction with phosgene, thiophosgene or an equivalent in the presence of a base such as pyridine or triethylamine. Preferred methods for the reduction of nitro groups are to use hydrogen (1-3 atmospheres) in the presence of a palladium catalyst such as palladium on charcoal in an inert solvent such as ethanol at a

temperature of 25 °C to 50 °C or iron, tin or zinc metal in aqueous or alcoholic acid. Preferred protecting groups for the alcohol moieties are silyl ethers, such as trimethylsilyl or tert-butyldimethylsilyl ethers. Deprotection of the hydroxyl moieties (fluoride ion is the preferred method for removing silyl ether protecting groups) followed by reaction with a stoichiometric quantity of a suitable nitrosylating agent, such as thionyl chloride nitrite, thionyl dinitrite, or nitrosonium tetrafluoroborate, in a suitable anhydrous solvent, such as dichloromethane, THF, DMF, or acetonitrile, with or without an amine base, such as pyridine or triethylamine, affords the compound of structure XIXA.

Nitroso compounds of structure (XIX), wherein R_e , R_f , R_g , G_4 , T and p are as defined herein, and nitrosothiol containing substituents are representative of the R_{46} and R_{47} groups, as defined herein, may be prepared according to Fig. 56.

Chloroquinazoline of the formula 74 is converted to the compound of structure 77 by reaction with a substituted benzyl amine containing protected thiol groups, wherein P^2 is as defined herein. Preferred conditions for the formation of the compound of structure 77 are to heat the amine and the compound of structure 74 for several hours in an inert solvent such as isopropanol at reflux.

Compound of the formula 77 is then converted into compound of the formula 78 by reduction of the nitro substituent followed by reaction with phosgene,

thiophosgene or an equivalent in the presence of a base such as pyridine or triethylamine. Preferred methods for the reduction of nitro groups are to use hydrogen (1-3 atmospheres) in the presence of a palladium catalyst such as palladium on charcoal in an inert solvent such as ethanol at a temperature of 25 °C to 50 °C or iron, tin or zinc metal in aqueous or alcoholic acid. Preferred

protecting groups for the thiol moiety are as a thioester such as a thioacetate or thiobenzoate, as a disulfide, as a thiocarbamate such as N-methoxymethyl thiocarbamate, or as a thioether such as a paramethoxy-benzyl thioether, a tetrahydropyranyl thioether or a 2,4,6-trimethoxybenzyl thioether. Deprotection of the sulfanyl moiety (zinc in dilute aqueous acid, triphenylphosphine in water and sodium borohydride are preferred methods for reducing disulfide groups while aqueous base is typically utilized to hydrolyze thioesters and N-methoxymethyl thiocarbamates and mercuric trifluoroacetate, silver nitrate, or strong acids such as trifluoroacetic or hydrochloric acid and heat are used to

remove a paramethoxybenzyl thioether, a tetrahydropyranyl thioether, or a 2,4,6-trimethoxybenzyl thioether group) followed by reaction with a stoichiometric quantity of a suitable nitrosylating agent such as thionyl chloride nitrite, thionyl dinitrite, a lower alkyl nitrite such as tert-butyl nitrite, or nitrosonium
5 tetrafluoroborate in a suitable anhydrous solvent such as methylene chloride, THF, DMF, or acetonitrile with or without an amine base such as pyridine or triethylamine affords the compound of structure XIXB. Alternatively, treatment of the deprotected thiol derived from compound 78 with a stoichiometric quantity of sodium nitrite in an acidic aqueous or alcoholic solution affords the
10 compound of structure XIXB.

Nitro compounds of structure (XIX), wherein R_e , R_f , R_g , G_4 , T , k and p are as defined herein, and nitrate containing substituents are representative of the R_{46} and R_{47} groups, as defined herein, may be prepared according to Fig. 57.

Deprotection of the hydroxyl moiety of the compound of structure 76 (fluoride
15 ion is the preferred method for removing silyl ether protecting groups) followed by activation and nucleophilic displacement of the hydroxyl by a halogen affords the compound of structure 79, wherein X is preferably a bromine or an iodine. Preferred methods for converting a hydroxyl group to a halogen moiety are to first activate it as the mesylate or tosylate by reacting it with methanesulfonyl
20 chloride or p-toluenesulfonyl chloride in an inert solvent such as methylene chloride or THF in the presence of a base such as triethylamine followed by nucleophilic displacement of the sulfonate moiety with iodide or bromide by reaction with sodium iodide or sodium bromide in refluxing acetone. Reaction of the compound of structure 79 with a suitable nitrating agent such as silver
25 nitrate in an inert solvent such as acetonitrile affords the compound of structure XIXC.

The compounds of the present invention include PDE inhibitors, including those described herein, which have been nitrosated and/or nitrosylated through one or more sites such as oxygen (hydroxyl condensation),
30 sulfur (sulfhydryl condensation), carbon and/or nitrogen. The nitrosated and/or nitrosylated PDE inhibitors of the present invention donate, transfer or release a biologically active form of nitrogen monoxide (nitric oxide).

Nitrogen monoxide can exist in three forms: NO⁻ (nitroxyl), NO[•] (nitric oxide) and NO⁺ (nitrosonium). NO[•] is a highly reactive short-lived species that is potentially toxic to cells. This is critical because the pharmacological efficacy of NO depends upon the form in which it is delivered. In contrast to the nitric oxide radical (NO[•]), nitrosonium (NO⁺) does not react with O₂ or O₂⁻ species, and functionalities capable of transferring and/or releasing NO⁺ and NO⁻ are also resistant to decomposition in the presence of many redox metals. Consequently, administration of charged NO equivalents (positive and/or negative) does not result in the generation of toxic by-products or the elimination of the active NO moiety.

Compounds contemplated for use in the present invention (e.g., PDE inhibitors antagonists and/or nitrosated and/or nitrosylated PDE inhibitors) are, optionally, used in combination with nitric oxide and compounds that release nitric oxide or otherwise directly or indirectly deliver or transfer nitric oxide to a site of its activity, such as on a cell membrane *in vivo*.

The term "nitric oxide" encompasses uncharged nitric oxide (NO[•]) and charged nitrogen monoxide species, preferably charged nitrogen monoxide species, such as nitrosonium ion (NO⁺) and nitroxyl ion (NO⁻). The reactive form of nitric oxide can be provided by gaseous nitric oxide. The nitric oxide releasing, delivering or transferring compounds, have the structure F-NO, wherein F is a nitric oxide releasing, delivering or transferring moiety, include any and all such compounds which provide nitric oxide to its intended site of action in a form active for its intended purpose. The term "NO adducts" encompasses any nitric oxide releasing, delivering or transferring compounds, including, for example, S-nitrosothiols, organic nitrites, organic nitrates, S-nitrothiols, sydnonimines, 2-hydroxy-2-nitrosohydrazines (NONOates), (E)-alkyl-2-[(E)-hydroxyimino]-5-nitro-3-hexene amines or amides, nitrosoamines, furoxanes as well as substrates for the endogenous enzymes which synthesize nitric oxide. The "NO adducts" can be mono-nitrosylated, poly-nitrosylated, mono-nitrosated and/or poly-nitrosated at a variety of naturally susceptible or artificially provided binding sites for nitric oxide.

One group of NO adducts is the S-nitrosothiols, which are compounds that include at least one -S-NO group. These compounds include S-nitroso-

polypeptides (the term "polypeptide" includes proteins and polyamino acids that do not possess an ascertained biological function, and derivatives thereof); S-nitrosylated amino acids (including natural and synthetic amino acids and their stereoisomers and racemic mixtures and derivatives thereof); S-nitrosylated
 5 sugars; S-nitrosylated, modified and unmodified, oligonucleotides (preferably of at least 5, and more preferably 5-200 nucleotides); straight or branched, saturated or unsaturated, aliphatic or aromatic, substituted or unsubstituted S-nitrosylated hydrocarbons; and S-nitroso heterocyclic compounds. S-nitrosothiols and methods for preparing them are described in U.S. Patent Nos. 5,380,758 and
 10 5,703,073; WO 97/27749; WO 98/19672; and Oae et al, *Org. Prep. Proc. Int.*, 15(3):165-198 (1983), the disclosures of each of which are incorporated by reference herein in their entirety.

Another embodiment of the present invention is S-nitroso amino acids where the nitroso group is linked to a sulfur group of a sulfur-containing amino
 15 acid or derivative thereof. Such compounds include, for example, S-nitroso-N-acetylcysteine, S-nitroso-captopril, S-nitroso-N-acetylpenicillamine, S-nitroso-homocysteine, S-nitroso-cysteine and S-nitroso-glutathione.

Suitable S-nitrosylated proteins include thiol-containing proteins (where the NO group is attached to one or more sulfur groups on an amino acid or
 20 amino acid derivative thereof) from various functional classes including enzymes, such as tissue-type plasminogen activator (TPA) and cathepsin B; transport proteins, such as lipoproteins; heme proteins, such as hemoglobin and serum albumin; and biologically protective proteins, such as immunoglobulins and cytokines. Such nitrosylated proteins are described in WO 93/09806, the
 25 disclosure of which is incorporated by reference herein in its entirety. Examples include polynitrosylated albumin where one or more thiol or other nucleophilic centers in the protein are modified.

Other examples of suitable S-nitrosothiols include:

- (i) $\text{HS}[\text{C}(\text{R}_e)(\text{R}_i)]_m\text{SNO}$;
- 30 (ii) $\text{ONS}[\text{C}(\text{R}_e)(\text{R}_i)]_m\text{R}_e$; and
- (iii) $\text{H}_2\text{N}-\text{CH}(\text{CO}_2\text{H})-(\text{CH}_2)_m-\text{C}(\text{O})\text{NH}-\text{CH}(\text{CH}_2\text{SNO})-\text{C}(\text{O})\text{NH}-\text{CH}_2-\text{CO}_2\text{H}$;

wherein m is an integer of from 2 to 20; R_e and R_i are each independently a hydrogen, an alkyl, a cycloalkoxy, a halogen, a hydroxy, an hydroxyalkyl, an

alkoxyalkyl, an arylheterocyclic ring, an alkylaryl, a cycloalkylalkyl, a heterocyclicalkyl, an alkoxy, a haloalkoxy, an amino, an alkylamino, a dialkylamino, an arylamino, a diarylamino, an alkylarylamino an alkoxyhaloalkyl, a haloalkoxy, a sulfonic acid, an alkylsulfonic acid, an arylsulfonic acid, an arylalkoxy, an alkylthio, an arylthio, a cyano, an aminoalkyl, an aminoaryl, an alkoxy, an aryl, an arylalkyl, an alkylaryl, a carboxamido, a alkyl carboxamido, an aryl carboxamido, an amidyl, a carboxyl, a carbamoyl, an alkylcarboxylic acid, an arylcarboxylic acid, an ester, a carboxylic ester, an alkylcarboxylic ester, an arylcarboxylic ester, a haloalkoxy, a sulfonamido, an alkylsulfonamido, an arylsulfonamido, a urea, a nitro, or -T-Q; or R_e and R_f taken together are a carbonyl, a methanthial, a heterocyclic ring, a cycloalkyl group or a bridged cycloalkyl group; Q is -NO or -NO₂; and T is independently a covalent bond, an oxygen, S(O)_o or NR_i, wherein o is an integer from 0 to 2, and R_i is a hydrogen, an alkyl, an aryl, an alkylcarboxylic acid, an aryl carboxylic acid, an alkylcarboxylic ester, an arylcarboxylic ester, an alkylcarboxamido, an arylcarboxamido, an alkylaryl, an alkylsulfinyl, an alkylsulfonyl, an arylsulfinyl, an arylsulfonyl, a sulfonamido, carboxamido, -CH₂-C(T-Q)(R_e)(R_f), or -(N₂O₂-)M⁺, wherein M⁺ is an organic or inorganic cation; with the proviso that when R_i is -CH₂-C(T-Q)(R_e)(R_f) or -(N₂O₂-)M⁺; then "-T-Q" can be a hydrogen, an alkyl group, an alkoxyalkyl group, an aminoalkyl group, a hydroxy group or an aryl group.

In cases where R_e and R_f are a heterocyclic ring or taken together R_e and R_f are a heterocyclic ring, then R_i can be a substituent on any disubstituted nitrogen contained within the radical wherein R_i is as defined herein.

Nitrosothiols can be prepared by various methods of synthesis. In general, the thiol precursor is prepared first, then converted to the S-nitrosothiol derivative by nitrosation of the thiol group with NaNO₂ under acidic conditions (pH is about 2.5) which yields the S-nitroso derivative. Acids which can be used for this purpose include aqueous sulfuric, acetic and hydrochloric acids. The thiol precursor can also be nitrosylated by reaction with an organic nitrite such as tert-butyl nitrite, or a nitrosonium salt such as nitrosonium tetrafluoroborate in an inert solvent.

Another group of NO adducts for use in the present invention, where the NO adduct is a compound that donates, transfers or releases nitric oxide, include

compounds comprising at least one ON-O-, ON-N- or ON-C- group. The compounds that include at least one ON-O-, ON-N- or ON-C- group are preferably ON-O-, ON-N- or ON-C-polypeptides (the term "polypeptide" includes proteins and polyamino acids that do not possess an ascertained biological function, and derivatives thereof); ON-O-
5 , ON-N- or ON-C-amino acids (including natural and synthetic amino acids and their stereoisomers and racemic mixtures); ON-O-, ON-N- or ON-C-sugars; ON-O-, ON-N- or ON-C- modified or unmodified oligonucleotides (comprising at least 5 nucleotides, preferably 5-200 nucleotides); ON-O-, ON-N- or ON-C- straight or branched, saturated or unsaturated, aliphatic or aromatic, substituted or unsubstituted
10 hydrocarbons; and ON-O-, ON-N- or ON-C-heterocyclic compounds.

Another group of NO adducts for use in the present invention include nitrates that donate, transfer or release nitric oxide, such as compounds comprising at least one O₂N-O-, O₂N-N-, O₂N-S- or O₂N-C- group. Preferred among these compounds are O₂N-O-, O₂N-N-, O₂N-S- or O₂N-C- polypeptides (the term "polypeptide" includes
15 proteins and also polyamino acids that do not possess an ascertained biological function, and derivatives thereof); O₂N-O-, O₂N-N-, O₂N-S- or O₂N-C- amino acids (including natural and synthetic amino acids and their stereoisomers and racemic mixtures); O₂N-O-, O₂N-N-, O₂N-S- or O₂N-C-sugars; O₂N-O-, O₂N-N-, O₂N-S- or O₂N-C- modified and unmodified oligonucleotides (comprising at least 5 nucleotides, preferably 5-200 nucleotides); O₂N-O-, O₂N-N-, O₂N-S- or O₂N-C- straight or
20 branched, saturated or unsaturated, aliphatic or aromatic, substituted or unsubstituted hydrocarbons; and O₂N-O-, O₂N-N-, O₂N-S- or O₂N-C- heterocyclic compounds. Preferred examples of compounds comprising at least one O₂N-O-, O₂N-N-, O₂N-S- or O₂N-C- group include isosorbide dinitrate, isosorbide mononitrate, clonitrate,
25 erythrityltetranitrate, mannitol hexanitrate, nitroglycerin, pentaerythrityltetranitrate, pentrinitrol and propatynitrate.

Another group of NO adducts are N-oxo-N-nitrosoamines that donate, transfer or release nitric oxide and are represented by the formula: R¹R²N(O-M⁺)-NO, where R¹ and R² are each independently a polypeptide, an amino acid, a sugar, a modified or
30 unmodified oligonucleotide, a straight or branched, saturated or unsaturated, aliphatic or aromatic, substituted or unsubstituted

hydrocarbon, or a heterocyclic group, and where M^+ is an organic or inorganic cation, such as, for example, an alkyl substituted ammonium cation or a Group I metal cation.

Another group of NO adducts are thionitrates that donate, transfer or release nitric oxide and are represented by the formula: $R^1-(S)-NO_2$, where R^1 is a polypeptide, an amino acid, a sugar, a modified or unmodified oligonucleotide, a straight or branched, saturated or unsaturated, aliphatic or aromatic, substituted or unsubstituted hydrocarbon, or a heterocyclic group. Preferred are those compounds where R^1 is a polypeptide or hydrocarbon with a pair or pairs of thiols that are sufficiently structurally proximate, i.e., vicinal, that the pair of thiols will be reduced to a disulfide. Compounds which form disulfide species release nitroxyl ion (NO^-) and uncharged nitric oxide (NO^\bullet). Compounds where the thiol groups are not sufficiently close to form disulfide bridges generally provide nitric oxide as the NO^- form and not as the uncharged NO^\bullet form.

The present invention is also directed to agents that stimulate endogenous NO or elevate levels of endogenous endothelium-derived relaxing factor (EDRF) *in vivo* or are substrates for nitric oxide synthase. Such compounds include, for example, L-arginine, L-homoarginine, and N-hydroxy-L-arginine, including their nitrosated and nitrosylated analogs (e.g., nitrosated L-arginine, nitrosylated L-arginine, nitrosated N-hydroxy-L-arginine, nitrosylated N-hydroxy-L-arginine, nitrosated L-homoarginine and nitrosylated L-homoarginine), precursors of L-arginine and/or physiologically acceptable salts thereof, including, for example, citrulline, ornithine or glutamine, inhibitors of the enzyme arginase (e.g., N-hydroxy-L-arginine and 2(S)-amino-6-boronohexanoic acid) and the substrates for nitric oxide synthase, cytokines, adenosin, bradykinin, calreticulin, bisacodyl, and phenolphthalein. EDRF is a vascular relaxing factor secreted by the endothelium, and has been identified as nitric oxide (NO) or a closely related derivative thereof (Palmer et al, *Nature*, 327:524-526 (1987); Ignarro et al, *Proc. Natl. Acad. Sci. USA*, 84:9265-9269 (1987)).

The present invention is also based on the discovery that the administration of a therapeutically effective amount of the compounds and compositions described herein is effective for treating or preventing sexual dysfunctions or enhancing sexual responses in patients, including males and

females. For example, the patient can be administered a therapeutically effective amount of at least one nitrosated and/or nitrosylated PDE inhibitor of the present invention. In another embodiment, the patient can be administered a therapeutically effective amount of at least one PDE inhibitor, optionally substituted with at least one NO and/or NO₂ group, and at least one compound that donates, transfers or releases nitric oxide, or elevates levels of endogenous EDRF or nitric oxide, or is a substrate for nitric oxide synthase. In yet another embodiment, the patient can be administered a therapeutically effective amount of at least one PDE inhibitor, optionally substituted with at least one NO and/or NO₂ group, and at least one vasoactive agent, and, optionally, at least one compound that donates, transfers or releases nitric oxide, or elevates levels of endogenous EDRF or nitric oxide, or is a substrate for nitric oxide synthase. The compounds can be administered separately or in the form of a composition.

A vasoactive agent is any therapeutic agent capable of relaxing vascular smooth muscle. Suitable vasoactive agents include, but are not limited to, potassium channel activators (such as, for example, nicorandil, pinacidil, cromakalim, minoxidil, aprilkalim, loprazolam and the like); calcium blockers (such as, for example, nifedipine, verapamil, diltiazem, gallopamil, niludipine, nimodipins, nicardipine, and the like); β -blockers (such as, for example, butixamine, dichloroisoproterenol, propranolol, alprenolol, bunolol, nadolol, oxprenolol, perbutolol, pinodolol, sotalol, timolol, metoprolol, atenolol, acebutolol, bevantolol, pafenolol, tolamodol, and the like); long and short acting α -adrenergic receptor antagonist (such as, for example, phenoxybenzamide, dibenamine, doxazosin, terazosin, phentolamine, tolazoline, prozosin, trimazosin, yohimbine, moxisylyte and the like adenosine, ergot alkaloids (such as, for example, ergotamine, ergotamine analogs, including, for example, acetergamine, brazergoline, bromerguride, cianergoline, delorgotril, disulergine, ergonovine maleate, ergotamine tartrate, etisulergine, lergotril, lysergide, mesulergine, metergoline, metergotamine, nicergoline, pergolide, propisergide, proterguride, terguride); vasoactive intestinal peptides (such as, for example, peptide histidine isoleucine, peptide histidine methionine, substance P, calcitonin gene-related peptide, neurokinin A, bradykinin, neurokinin B, and the like); dopamine agonists (such as, for example, apomorphine, bromocriptine,

testosterone, cocaine, strychnine, and the like); opioid antagonists (such as, for example, naltrexone, and the like); prostaglandins (such as, for example, alprostadil, prostaglandin E₂, prostaglandin F₂, misoprostol, enprostil, arbaprostil, unoprostone, trimoprostil, carboprost, limaprost, gemeprost, lantanoprost, 5 ornoprostil, beraprost, sulprostone, rioprostil, and the like); endothelin antagonists (such as, for example, bosentan, sulfonamide endothelin antagonists, BQ-123, SQ 28608, and the like) and mixtures thereof.

Another embodiment of the present invention provides methods to prevent or treat diseases induced by the increased metabolism of cyclic guanosine 10 3',5'-monophosphate (cGMP), including, for example, hypertension, pulmonary hypertension, congestive heart failure, renal failure, myocardial infarction, stable, unstable and variant (Prinzmetal) angina, atherosclerosis, cardiac edema, renal insufficiency, nephrotic edema, hepatic edema, stroke, asthma, bronchitis, chronic obstructive pulmonary disease (COPD), cystic fibrosis, dementia, 15 immunodeficiency, premature labor, dysmenorrhoea, benign prostatic hyperplasia (BPH), bladder outlet obstruction, incontinence, conditions of reduced blood vessel patency, e.g., postpercutaneous transluminal coronary angioplasty (post-PTCA), peripheral vascular disease, allergic rhinitis, glaucoma and diseases characterized by disorders of gut motility, e.g., irritable bowel 20 syndrome (IBS) by administering to a patient in need thereof a therapeutically effective amount of the compounds and/or compositions described herein. For example, the patient can be administered a therapeutically effective amount of at least one nitrosated and/or nitrosylated PDE inhibitor of the present invention. In another embodiment, the patient can be administered a therapeutically 25 effective amount of at least one PDE inhibitor, optionally substituted with at least one NO and/or NO₂ group, and at least one compound that donates, transfers or releases nitric oxide, or elevates levels of endogenous EDRF or nitric oxide or is a substrate for nitric oxide synthase. In yet another embodiment, the patient can be administered a therapeutically effective amount of at least one PDE inhibitor, 30 optionally substituted with at least one NO and/or NO₂ group, and at least one vasoactive agent, and, optionally, at least one compound that donates, transfers or releases nitric oxide, or elevates levels of endogenous EDRF or nitric oxide, or is a substrate for nitric oxide synthase. The compounds and compositions of the

present invention can also be administered in combination with other medications used for the treatment of these disorders.

When administered in vivo, the compounds and compositions of the present invention can be administered in combination with pharmaceutically acceptable carriers and in dosages described herein. When the compounds and compositions of the present invention are administered as a mixture of at least one nitrosated and/or nitrosylated PDE inhibitor or at least one PDE inhibitor and at least one nitric oxide donor, they can also be used in combination with one or more additional compounds which are known to be effective against the specific disease state targeted for treatment (e.g., vasoactive agents). The nitric oxide donors and/or vasoactive agents can be administered simultaneously with, subsequently to, or prior to administration of the PDE inhibitors, including those that are substituted with one or more NO and/or NO₂ groups, and/or other additional compounds.

The compounds and compositions of the present invention can be administered by any available and effective delivery system including, but not limited to, orally, buccally, parenterally, by inhalation spray, by topical application, by injection into the corpus cavernosum tissue, by transurethral drug delivery, transdermally, vaginally, or rectally (e.g., by the use of suppositories) in dosage unit formulations containing conventional nontoxic pharmaceutically acceptable carriers, adjuvants, and vehicles, as desired. Parenteral includes subcutaneous injections, intravenous, intramuscular, intrasternal injection, or infusion techniques. Transdermal drug administration, which is known to one skilled in the art, involves the delivery of pharmaceutical agents via percutaneous passage of the drug into the systemic circulation of the patient. Topical administration can also involve transdermal patches or iontophoresis devices. Other components can be incorporated into the transdermal patches as well. For example, compositions and/or transdermal patches can be formulated with one or more preservatives or bacteriostatic agents including, but not limited to, methyl hydroxybenzoate, propyl hydroxybenzoate, chlorocresol, benzalkonium chloride, and the like.

Solid dosage forms for oral administration can include capsules, tablets, effervescent tablets, chewable tablets, pills, powders, sachets, granules and gels. In

such solid dosage forms, the active compounds can be admixed with at least one inert diluent such as sucrose, lactose or starch. Such dosage forms can also comprise, as in normal practice, additional substances other than inert diluents, e.g., lubricating agents such as magnesium stearate. In the case of capsules, 5 tablets, effervescent tablets, and pills, the dosage forms can also comprise buffering agents. Soft gelatin capsules can be prepared to contain a mixture of the active compounds or compositions of the present invention and vegetable oil. Hard gelatin capsules can contain granules of the active compound in combination with a solid, pulverulent carrier such as lactose, saccharose, sorbitol, 10 mannitol, potato starch, corn starch, amylopectin, cellulose derivatives of gelatin. Tablets and pills can be prepared with enteric coatings.

Liquid dosage forms for oral administration can include pharmaceutically acceptable emulsions, solutions, suspensions, syrups, and elixirs containing inert diluents commonly used in the art, such as water. Such compositions can also 15 comprise adjuvants, such as wetting agents, emulsifying and suspending agents, and sweetening, flavoring, and perfuming agents.

Dosage forms for topical administration of the compounds and compositions of the present invention can include creams, sprays, lotions, gels, ointments, coatings for condoms and the like. Administration of the cream or 20 gel can be accompanied by use of an applicator or by transurethral drug delivery using a syringe with or without a needle or penile or vaginal insert or device, and is within the skill of the art. Typically a lubricant and/or a local anesthetic for desensitization can also be included in the formulation or provided for use as needed. Lubricants include, for example, K-Y jelly (available from Johnson & 25 Johnson) or a lidocaine jelly, such as Xylocaine 2% jelly (available from Astra Pharmaceutical Products). Local anesthetics include, for example, novocaine, procaine, tetracaine, benzocaine and the like.

The compounds and compositions of the present invention will typically be administered in a pharmaceutical composition containing one or more 30 selected carriers or excipients. Examples of suitable carriers include, for example, water, silicone, waxes, petroleum jelly, polyethylene glycol, propylene glycol, liposomes, sugars, and the like. The compositions can also include one or more permeation enhancers including, for example, dimethylsulfoxide (DMSO),

dimethyl formamide (DMF), N,N-dimethylacetamide (DMA),
decylmethylsulfoxide (C10MSO), polyethylene glycol monolaurate (PEGML),
glyceral monolaurate, lecithin, 1-substituted azacycloheptan-2-ones, particularly
1-N-dodecylcyclazacycloheptan-2-ones (available under the trademark Azone™
5 from Nelson Research & Development Co., Irvine, CA), alcohols and the like.

Suppositories for vaginal or rectal administration of the compounds and
compositions of the invention can be prepared by mixing the compounds or
compositions with a suitable nonirritating excipient such as cocoa butter and
polyethylene glycols which are solid at room temperature but liquid at rectal
10 temperature, such that they will melt in the rectum and release the drug.

Injectable preparations, for example, sterile injectable aqueous or
oleaginous suspensions can be formulated according to the known art using
suitable dispersing agents, wetting agents and/or suspending agents. The sterile
injectable preparation can also be a sterile injectable solution or suspension in a
15 nontoxic parenterally acceptable diluent or solvent, for example, as a solution in
1,3-butanediol. Among the acceptable vehicles and solvents that can be used are
water, Ringer's solution, and isotonic sodium chloride solution. Sterile fixed oils
are also conventionally used as a solvent or suspending medium.

The compounds and compositions of the present invention can be
20 formulated as pharmaceutically acceptable neutral or acid salt forms, including,
for example, those formed with free amino groups such as those derived from
hydrochloric, hydrobromic, hydroiodide, phosphoric, sulfuric, acetic, citric,
benzoic, fumaric, glutamic, lactic, malic, maleic, succinic, tartaric, p-
toluenesulfonic, methanesulfonic acids, gluconic acid, and the like, and those
25 formed with free carboxyl groups, such as those derived from sodium,
potassium, ammonium, calcium, ferric hydroxides, isopropylamine,
triethylamine, 2-ethylamino ethanol, histidine, procaine, and the like.

"Therapeutically effective amount" refers to the amount of the PDE
inhibitor, nitrosated and/or nitrosylated PDE inhibitor, nitric oxide donor and/or
30 vasoactive agent that is effective to achieve its intended purpose. While
individual patient needs may vary, determination of optimal ranges for effective
amounts of each of the compounds and compositions is within the skill of the
art. Generally, the dosage required to provide an effective amount of the

composition, and which can be adjusted by one of ordinary skill in the art will vary, depending on the age, health, physical condition, sex, weight, extent of the dysfunction of the recipient, frequency of treatment and the nature and scope of the dysfunction.

5 The amount of a given PDE inhibitor (including nitrosated and/or nitrosylated PDE inhibitors) which will be effective in the prevention or treatment of a particular dysfunction or condition will depend on the nature of the dysfunction or condition, and can be determined by standard clinical techniques, including reference to Goodman and Gilman, *supra*; The Physician's Desk Reference, *supra*; Medical Economics Company, Inc., Oradell, N.J., 1995; and
10 Drug Facts and Comparisons, Inc., St. Louis, MO, 1993. The precise dose to be used in the formulation will also depend on the route of administration, and the seriousness of the dysfunction or disorder, and should be decided by the physician and the patient's circumstances.

15 The usual doses of PDE inhibitors (including nitrosated and/or nitrosylated PDE inhibitors) are about 0.001 mg to about 100 mg per day, preferably about 0.5 mg to about 50 mg per day. The oral dose of PDE inhibitors (including nitrosated and/or nitrosylated PDE inhibitors) are about 1 mg to about 200 mg per day preferably about 5 mg to about 100 mg per day.

20 The doses of nitric oxide donors in the pharmaceutical composition can be in amounts of about 0.001 mg to about 20 g and the actual amount administered will be dependent on the specific nitric oxide donor. For example, when L-arginine is the nitric oxide donor, the dose is about 2 g/day to about 6 g/day, preferably about 3 g/day, administered orally at least one hour prior to sexual
25 activity or sexual intercourse. Effective doses can be extrapolated from dose-response curves derived from *in vitro* or animal model test systems and are in the same ranges or less than as described for the commercially available compounds in the Physician's Desk Reference, *supra*.

30 The nitrosated and/or nitrosylated PDE inhibitors of the invention are used at dose ranges and over a course of dose regimen and are administered in the same or substantially equivalent vehicles/carrier by the same or substantially equivalent as their non-nitrosated/nitrosylated counterparts. The nitrosated and/or nitrosylated compounds of the invention can also be used in lower doses

and in less extensive regimens of treatment. The amount of active ingredient that can be combined with the carrier materials to produce a single dosage form will vary depending upon the host treated and the particular mode of administration.

5 The dosage regimen for treating a condition with the compounds and/or compositions of this invention is selected in accordance with a variety of factors, including the type, age, weight, sex, diet and medical condition of the patient, the severity of the dysfunction, the route of administration, pharmacological considerations such as the activity, efficacy, pharmacokinetic and toxicology
10 profiles of the particular compound used, whether a drug delivery system is used, and whether the compound is administered as part of a drug combination. Thus, the dosage regimen actually used can vary widely and therefore may deviate from the preferred dosage regimen set forth herein.

Particularly preferred methods of administration of the contemplated PDE
15 inhibitor compositions (including nitrosated and/or nitrosylated PDE inhibitor compositions) for the treatment of male sexual dysfunction are by oral administration, by transdermal application, by injection into the corpus cavernosum, by transurethral administration or by the use of suppositories. The preferred methods of administration for female sexual dysfunction are by oral
20 administration, topical application, transdermal application or by the use of suppositories.

The present invention also provides pharmaceutical kits comprising one or more containers filled with one or more of the ingredients of the pharmaceutical compounds and/or compositions of the present invention,
25 including, one or more PDE inhibitors, optionally substituted with one or more NO and/or NO₂ groups, one or more of the NO donors, and one or more vasoactive agents. Such kits can also include, for example, other compounds and/or compositions (e.g., permeation enhancers, lubricants, and the like), a device(s) for administering the compounds and/or compositions, and written
30 instructions in a form prescribed by a governmental agency regulating the manufacture, use or sale of pharmaceuticals or biological products, which instructions can also reflect approval by the agency of manufacture, use or sale for human administration.

EXAMPLES

Example 1: 2,6-bis(diethyl-3-methyl-3-(nitrosothio)butyric acid ester)amino)-4,8-dipiperidinopyrimido-[5,4-d]-pyrimidine

1a. 3-Methyl-3(2,4,6-trimethoxyphenylmethylthio)butyric acid

- 5 To a solution of 3-mercapto-3-methylbutyric acid (Sweetman et al, *J. Med. Chem.*, 14:868 (1971)) (4.6 g, 34 mmol) in methylene chloride (250 ml) under nitrogen and cooled over ice/salt to 5 °C (internal temperature) was added trifluoroacetic acid (82 g, 0.72 mol). No significant temperature rise was noted during the addition. To this was then added dropwise a solution of 2,4,6-
- 10 trimethoxybenzyl alcohol (Munson et al, *J. Org. Chem.*, 57:3013 (1992)) (6.45 g, 32 mmol) in methylene chloride (150 ml) such that the reaction temperature does not rise above 5 °C. After the addition was complete, the mixture was stirred for an additional 5 minutes at 5 °C and the volatiles were removed *in vacuo* (toluene or ethyl acetate can be used to assist in the removal of volatile material).
- 15 The residue was partitioned between diethyl ether and water and the organic phase dried over anhydrous sodium sulfate, filtered and the volatile material removed *in vacuo*. The residue was treated with activated charcoal and recrystallized from diethyl ether/hexane. The product was isolated as a white solid in 70% yield (7 g); mp 103-105°C. ¹H NMR (CDCl₃) δ 6.12 (s, 2 H), 3.80-3.85
- 20 (m, 11 H), 2.74 (s, 2 H), 1.47 (s, 6 H). ¹³C NMR (CDCl₃) δ 173.9, 160.6, 158.6, 105.6, 90.5, 55.7, 55.3, 45.9, 43.6, 28.4, 21.0.

1b. 2,6-bis(diethyl-3-methyl-3(2,4,6-trimethoxyphenylmethylthio)butyric acid ester)amino)-4,8-dipiperidinopyrimido-[5,4-d]-pyrimidine

- Under a nitrogen atmosphere, dipyridamole (1.50 g, 2.97 mmol) was
- 25 dissolved in anhydrous dimethylformamide (30 ml) and 4-dimethylaminopyridine (1.46 g, 11.9 mmol) was added, followed by the product of Example 1a (3.64 g, 11.9 mmol) and EDAC (2.28 g, 11.9 mmol). The resulting mixture was stirred 44 hours at 50°C. The solvent was evaporated *in vacuo*, and residue was partitioned between methylene chloride and water, washed with
- 30 brine and dried over anhydrous sodium sulfate. Volatiles were evaporated and the residue was purified by flash chromatography on silica gel, eluting with hexane/ethyl acetate (2:1) to (1:1) to give the title compound (1.02 g, 23% yield).

¹H NMR (CDCl₃, 300 MHz) δ 1.45 (s, 24 H), 1.58-1.69 (m, 12 H), 2.70 (s, 8 H), 3.64-3.88 (m, 52 H), 4.02-4.06 (m, 8 H), 4.25-4.32 (m, 8 H), 6.10 (s, 8 H).

1c. 2,6-bis(diethyl-3-methyl-3-mercaptopbutyric acid ester)amino)-4,8-dipiperidinopyrimido-[5,4-d]-pyrimidine

5 The product of Example 1b (1.00 g, 0.63 mmol) was dissolved in methylene chloride (5.5 ml) and anisole (4.0 ml, 36.9 mmol), phenol (0.400 g, 4.25 mmol), water (4.0 ml) and trifluoroacetic acid (16 ml, 208 mmol) were added. After 1.5 hours of stirring at room temperature, toluene (5 ml) was added and volatiles were evaporated. The residue was purified by flash chromatography on silica gel
10 eluting with hexane/ethyl acetate (5:1) to (3:1) to give the title compound (0.360 g, 59% yield). ¹H NMR (CDCl₃, 300 MHz) δ 1.47 (s, 24 H), 1.68-1.72 (m, 12 H), 2.29 (s, 4 H), 2.63 (s, 8 H), 3.85-3.92 (m, 8 H), 3.97-4.03 (m, 8 H), 4.28-4.35 (m, 8 H).

1d. 2,6-bis(diethyl(3-methyl-3(nitrosothiol)butyric acid ester)amino)-4,8-dipiperidinopyrimido-[5,4-d]-pyrimidine

15 The product of Example 1c (0.353 g, 0.36 mmol) was dissolved in acetic acid (20 ml) and 1 N solution of hydrochloric acid (3.5 ml) was added, followed by 1 N sodium nitrite solution (2.2 ml). After 30 minutes stirring at room temperature, the reaction mixture was lyophilized, the residue was suspended in methylene chloride and washed with water, brine, and dried over anhydrous sodium
20 sulfate. The solvent was evaporated *in vacuo*, and the residue was purified by flash chromatography on silica gel eluting methylene chloride/methanol (12:1) to give the title compound (0.144 g, 37% yield). (CDCl₃, 300 MHz) δ 1.52-1.73 (m, 12 H), 1.98 (s, 24 H), 3.20-3.38 (m, 8 H), 3.39-3.92 (m, 12 H), 3.94-4.35 (m, 12 H).

Example 2: 1-(4-((1,3-benzodioxol-5-methyl)amino)-6-chloro-2-quinazolinyl)-4 piperidine-carboxylic ethyl-(3-methyl-3(nitrosothiol)butyramide) thioester hydrochloride

25 2a. 3-Methyl-3(thioacetyl)butyric acid

To a solution of 3-mercapto-3-methylbutyric acid (Sweetman et al, *J. Med. Chem.*, 14:868 (1971)) (1.03 g, 7.7 mmol) in pyridine (1.6 ml) was added acetic
30 anhydride (1.57 g, 15.4 mmol) and the reaction mixture was stirred at room temperature over night. The reaction mixture was slowly added to a 0 °C solution of 1 N HCl (20 ml) then water (10 ml) was added and the reaction mixture was stirred at room temperature for 20 hours. The solution was

extracted with diethyl ether and the organic phase was washed with brine and then dried over anhydrous sodium sulfate. The solvent was evaporated *in vacuo*, and the residue was purified by flash chromatography on silica gel eluting with ethyl acetate/hexane (1:4) to give the title compound (0.791 g, 58% yield).
5 (CDCl₃, 300 MHz) δ 1.55 (s, 6 H), 2.25 (s, 3 H), 2.99 (s, 2 H).

2b. Mercaptoethyl-3-methyl-3(thioacetyl)butyramide

The product of Example 2a (0.556 g, 3.1 mmol) was dissolved in methylene chloride (10 ml) containing a catalytic amount of dimethylformamide (10 μ l). Oxalyl chloride (0.556 g, 4.4 mmol) was added and the reaction mixture was
10 stirred at room temperature for 1 hour. The volatile components were then evaporated *in vacuo* and the residue azeotroped with toluene (2 x 5 ml). The yellow oil remaining was added to a -78 °C solution of 2-aminoethanethiol hydrochloride (0.341 g, 3.0 mmol), and triethylamine (0.303 g, 3.0 mmol) in dimethylformamide (6 ml). The reaction mixture was stirred at -78 °C for 1 hour
15 and then at room temperature for 2 hours. The reaction was quenched with water (20 ml) and then extracted with ethyl acetate. The organic phase was dried over anhydrous sodium sulfate and then concentrated *in vacuo* to afford the title compound (0.349 g, 53% yield) which was used without further purification.
20 (CDCl₃, 300 MHz) δ 1.5 (s, 6 H), 2.3 (s, 3 H), 2.6 (dd, 2 H), 2.8 (s, 2 H), 2.9 (s, 1 H), 3.4 (dd, 2 H), 6.0 (brs, 1 H).

2c. Mercaptoethyl-3-methyl-3(mercapto)butyramide

The product of Example 2b (0.314 g, 1.4 mmol) was dissolved in methanol (10 ml) and solid sodium hydroxide (85 mg, 2.1 mmol) was added. After stirring
25 5 minutes, the reaction mixture was diluted with ethyl acetate (50 ml) and washed with saturated aqueous sodium bicarbonate, followed by brine, and then dried over anhydrous sodium sulfate. The volatile components were evaporated *in vacuo* leaving the title compound as a colorless oil (0.188 g, 75% yield) which was used without further purification. (CDCl₃, 300 MHz) δ : 1.42 (s, 6 H), 1.55 (s, 1
30 H), 2.17 (s, 1 H), 2.41 (s, 2 H), 2.61 (dd, J = 12.5 Hz, k 6.2 Hz, 2 H), 3.39 (dd, J = 12.5 Hz, 6.2 Hz, 2 H).

2d. 4-((1,3-benzodioxol-5-ylmethyl)amino)-2,6-dichloro quinazoline

A solution of 2,4,6-trichloroquinazoline (0.186 g, 0.80 mmol) in ethanol (20 ml) was heated to 55°C and piperonylamine (0.145 g, 0.96 mmol) was added. The

resulting mixture was stirred at 55°C over night. Volatiles were evaporated and the residue was partitioned between methylene chloride and saturated solution of ammonium hydroxide. The organic phase was dried over anhydrous sodium sulfate and concentrated *in vacuo* to yield 0.268 g (96% yield) of the title

5 compound as a white solid. ¹H NMR (300 MHz, DMSO) δ 4.59-4.63 (d, 2 H), 5.98 (s, 2 H), 6.86 (s, 2 H), 6.96 (s, 1 H), 7.62-7.66 (d, 1 H), 7.79-7.84 (d, 1 H), 8.46 (s, 1 H), 9.24-9.28 (t, 1 H).

2e. 1-(4-((1,3-benzodioxol-5-ylmethyl)amino)-6-chloro-2-quinazolinyl)-4-piperidine-carboxylic acid ethyl ester

10 The product of Example 2d (0.164 g, 0.47 mmol) and ethyl isonipicotate (0.200 ml, 1.27 mmol) were combined in 5 g of phenol. The resulting mixture was heated at reflux temperature (240 °C) for 5 hours. The mixture was allowed to cool down, dissolved in 20 ml chloroform and washed with 1 N solution of sodium hydroxide (2 x 40 ml). The organic fraction was dried over anhydrous
15 sodium sulfate and concentrated *in vacuo*. The residue was purified by flash chromatography on silica gel, eluting with hexane/ethyl acetate (9:1) to (5:1) to give 0.164 g (53% yield) of the title compound as a solid. ¹H NMR (300 MHz, CDCl₃) δ 1.24-1.30 (t, 3 H), 1.70-1.79 (m, 2 H), 1.96-2.06 (m, 2 H), 2.54-2.58 (m, 1 H), 3.01-3.10 (t, 2 H), 4.10-4.20 (q, 2 H), 4.66-4.70 (d, 2 H), 4.77-4.84 (d, 2 H), 5.59 (s, 1 H),
20 5.97 (s, 2 H), 6.77-6.89 (m, 3 H), 7.40-7.45 (m, 3 H).

2f. 1-(4-((1,3-benzodioxol-5-ylmethyl)amino)-6-chloro-2-quinazolinyl)-4-piperidine-carboxylic acid

The product of Example 2e (0.100 g, 0.21 mmol) was dissolved in ethanol (1 ml) and water (0.5 ml) was added, followed by sodium hydroxide (0.082 g, 2.05
25 mmol). The resulting mixture was heated at 100 °C for 20 minutes. The volatiles were evaporated, the residue was diluted with water (2 ml) and 1 N HCl was added until the pH of the reaction mixture registered pH 7. The reaction mixture was then filtered and the precipitate was washed with water (2 ml). Ethanol was added to the precipitate and the volatiles were evaporated to give 0.080 g (86%
30 yield) of the title compound as a pale yellow solid. ¹H NMR (300 MHz, DMSO) δ 1.36-1.45 (m, 2 H), 1.75-1.83 (m, 2 H), 2.92-3.02 (m, 3 H), 4.54-4.60 (m, 4 H), 5.94 (s, 2 H), 6.83 (s, 2 H), 6.93 (s, 1 H), 7.21-7.26 (d, 1 H), 7.44-7.49 (d, 1 H), 8.13 (s, 1 H), 8.51-8.53 (t, 1 H).

2g. 1-(4-((1,3-benzodioxol-5-ylmethyl)amino)-6-chloro-2-quinazolinyl)-4-piperidine-carboxylic ethyl-(3-methyl-3-(thioacetyl)butyramide) thioester

Under a nitrogen atmosphere, the product of Example 2f (0.147 g, 0.31 mmol) and triethylamine (0.043 ml, 0.31 mmol) were combined in 3 ml of DMF and heated to 50 °C to dissolve all solid. A solution of Example 2c (0.067 g, 0.38 mmol) in DMF (2 ml) was added, followed by EDAC (0.073 g, 0.38 mmol) and DMAP (0.015 g, 0.12 mmol). The resulting mixture was stirred at room temperature for 5 hours and then at 50 °C overnight. The reaction mixture was diluted with water (20 ml) and extracted with dichloromethane. The combined organic phase was washed with brine and dried over anhydrous sodium sulfate. The volatiles were evaporated and the residue was purified by flash chromatography on silica gel eluting with hexane/ethyl acetate (1:2) to give 0.038 g (21% yield) of the title compound. ¹H NMR (300 MHz, CDCl₃) δ: 1.48 (s, 6 H), 1.64-1.75 (m, 2 H), 1.94-2.00 (m, 2 H), 2.04 (s, 1 H), 2.45 (s, 2 H), 2.70-2.77 (m, 1 H), 2.91-2.96 (t, 2 H), 3.01-3.08 (t, 2 H), 3.42-3.48 (t, 2 H), 4.64-4.68 (d, 2 H), 4.87-4.94 (d, 2 H), 5.64-5.68 (m, 1 H), 5.96 (s, 2 H), 6.17-6.20 (m, 1 H), 6.75-6.85 (m, 3 H), 7.38-7.45 (m, 3 H).

2h. 1-(4-((1,3-benzodioxol-5-methyl)amino)-6-chloro-2-quinazolinyl)-4-piperidine-carboxylic ethyl-(3-methyl-3-(nitrosothiol)butyramide) thioester hydrochloride

The product of Example 2g (0.034 g, 0.057 mmol) was dissolved in methanol/dichloromethane (1 ml, 1:1) and 4 N HCl in ether (0.100 ml) was added. Concentration *in vacuo* afforded a white solid. The white solid was then dissolved in a mixture of methylene chloride (3 ml) and methanol (1 ml), and the resulting solution was cooled to 0 °C. Tert-butyl nitrite (0.034 ml, 0.29 mmol) was added and the reaction mixture was stirred at 0 °C for 30 minutes. The volatiles were evaporated to give 0.037 g (98% yield) of the title compound as a green solid. ¹H NMR (300 MHz, CDCl₃) δ: 1.61-1.76 (m, 4 H), 1.99 (s, 6 H), 2.66-2.85 (m, 1 H), 2.90-3.04 (m, 2 H), 3.18-3.45 (m, 4 H), 3.48 (s, 2 H), 4.59-4.86 (m, 4 H), 5.87 (s, 2 H), 6.62-6.71 (d, 1 H), 6.74 (s, 1 H), 6.80-6.88 (d, 1 H), 6.90 (s, 1 H), 7.48-7.56 (m, 1 H), 7.65-7.76 (m, 1 H), 8.14-8.19 (d, 1 H), 8.43 (s, 1 H).

Example 3: *In vitro* Comparative Relaxation Responses

Human corpus cavernosum tissue biopsies were obtained at the time of penile prosthesis implantation from impotent men. The tissue was maintained in a chilled Krebs-bicarbonate solution prior to assay. The tissue was cut into strips of 0.3 x 0.3 x 1 cm and suspended in organ chambers for isometric tension measurement. Tissues were incrementally stretched until optimal isometric tension for contraction was obtained. Once this was achieved, the tissues were contracted with phenylephrine (7×10^{-7} M) and once a stable contraction was achieved, the tissues were exposed to either dipyridamole or the compound of Example 1 (10^{-6} to 3×10^{-5} M) by cumulative additions to the chamber. At the end of the experiment, papaverine (10^{-4} M) was added to obtain maximal relaxation. Fig. 58 shows that the compound of Example 1 at doses of 10 μ M and 30 μ M was more efficacious in relaxing the phenylephrine-induced contraction than was an equimolar dose of the phosphodiesterase inhibitor dipyridamole. Data were expressed as the percent loss in tone from the phenylephrine-induced contraction (0% = phenylephrine contraction; -100% = tone after administration of papaverine).

Example 4: *In vivo* Comparative Erectile Responses

White New Zealand male rabbits (2.6 -3.0 kg) were anesthetized with pentobarbital sodium (30 mg/kg). The femoral artery was exposed and indwelled with PE 50 tubing connected to a transducer for recording systemic arterial blood pressure. The ventral aspect of the penis was then exposed via surgical cut and intracavernosal blood pressure was measured using a 23-gauge needle inserted to the corpus cavernosum. The contralateral corpus cavernosum was implanted with a 23-gauge needle for the administration of drugs.

Following all surgical procedures, rabbits were allowed to rest for 10 minutes during which intracavernosal blood pressure (ICP) and mean arterial blood pressure (MABP) were continuously recorded. All drug treatments were administered after stable intracavernosal and systemic blood pressures were established. If an increase in intracavernosal blood pressure (ICP) was observed, the effect was monitored throughout its entire duration. Animals that did not exhibit an increase in ICP received an injection of a combination of phentolamine (0.2 mg) and papaverine (6.0 mg) to confirm the accuracy of needle

implantation and to evaluate the erectile responsiveness of the animal. Animals that did not respond to this combination were disregarded from the analysis.

Sildenafil hydrochloride was prepared as an aqueous solution (injection volume 1 ml) and administered intravenously into the ear vein. S-nitrosoglutathione (SNO-Glu) was prepared as an aqueous solution (200 µg in 200 µL) and injection intracorporally. Following drug injection the tubing was flushed with 100 µL distilled water. The following parameters were obtained from each experimental recording: (i) Maximum ICP (mm Hg), (ii) Duration (minutes), defined as the time in minutes, that the increase in ICP is greater than the 50% difference between baseline and maximum response. Data were analyzed using ANOVA statistical analysis ($p < 0.05$).

Fig. 59 shows the peak erectile response *in vivo* in the anesthetized rabbit following the administration of (i) sildenafil hydrochloride alone (ii) the combination of sildenafil hydrochloride and SNO-Glu (iii) SNO-Glu alone. Fig. 60 shows the duration of the erectile response *in vivo* in the anesthetized rabbit following the administration of (i) sildenafil hydrochloride alone (ii) the combination of sildenafil hydrochloride and SNO-Glu (iii) SNO-Glu alone. The administration of the combination of sildenafil and SNO-Glu shows an unexpected and superior duration that is greater than the additive effect of sildenafil and SNO-Glu individually.

Each of the publications, patents and patent applications described herein is hereby incorporated by reference herein in their entirety.

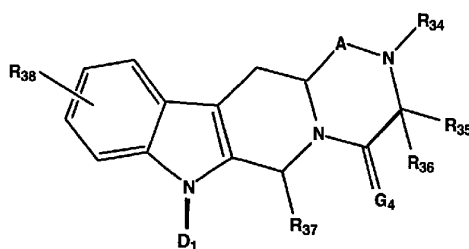
Various modifications of the invention, in addition to those described herein, will be apparent to one skilled in the art from the foregoing description. Such modifications are also intended to fall within the scope of the appended claims.

CLAIMS

What is claimed is:

1. A compound of formula (XIV), formula (XV), formula (XVI), formula (XVII), formula (XVIII) or formula (XIX):

5 wherein the compound of formula (XIV) is:



XIV

wherein

10 A is CH₂, a carbonyl or a methanethial;

G₄ is oxygen or sulfur;

R₃₄ is hydrogen, lower alkyl, alkenyl, alkynyl or L_r-E_s-[C(R_e)(R_f)]_w-E_c-[C(R_e)(R_f)]_x-L_d-[C(R_e)(R_f)]_y-L_i-E_j-L_g-[C(R_e)(R_f)]_z-T-Q;

R₃₅ and R₃₆ are independently a hydrogen, a lower alkyl, an arylalkyl, an alkylaryl, a cycloalkylalkyl, a heterocycloalkyl, T-Q or [C(R_e)(R_f)]_k-T-Q;

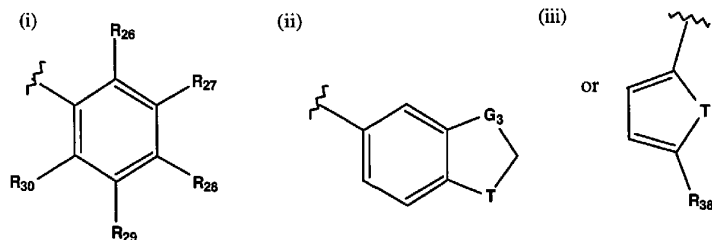
R₃₅ and R₃₆ taken together with the carbon to which they are attached are a carbonyl group, a methanethial group, a heterocyclic group or a cycloalkyl group;

R₃₄ and R₃₅ taken together with the carbon to which they are attached are [C(R_g)(R_h)]_u or -C(R_g)(R_h)-C(R_g)=C(R_g)-[C(R_g)(R_h)]_v wherein u is an integer of 3 or 4, v is an integer of 1 or 2 and R_g and R_h at each occurrence is independently a hydrogen, an alkyl, T-Q or [C(R_e)(R_f)]_k-T-Q;

Q;

R₃₈ is a hydrogen, a halogen or a lower alkyl;

R₃₇ is:



wherein

G₃ is (CH), (CH₂), oxygen, sulfur or nitrogen;

5 R₂₆, R₂₇, R₂₈, R₂₉, and R₃₀ are each independently a hydrogen, a halogen, a hydroxy, a haloalkyl, an alkoxy, an alkoxyalkyl, an alkoxyaryl, an alkoxyhaloalkyl, a nitrile, a nitro, an alkyl, an alkylaryl, an arylalkyl, a hydroxy alkyl, a carboxamido, or a carboxyl, and R₃₈ is as defined herein;

D₁ is D or hydrogen,

wherein,

10 D is:

- (i) -NO,
- (ii) -NO₂,
- (iii) -CH(R_d)-O-C(O)-Y-Z-(C(R_e)(R_f))_p-T-Q,
- (iv) -C(O)-Y-Z-(G-(C(R_e)(R_f))_b-T-Q)_p;
- (v) -P-Z-(G-(C(R_e)(R_f))_b-T-Q)_p;
- (iii) -P₁-B₁-W-B₁-L₁-E₈-[C(R_e)(R_f)]_w-E_c-[C(R_e)(R_f)]_x-L_d-[C(R_e)(R_f)]_y-L_i-E_j-L_g-[C(R_e)(R_f)]_z-T-Q or
- (iv) -P₁-F'_n-L_r-E₅-[C(R_e)(R_f)]_w-E_c-[C(R_e)(R_f)]_x-L_d-[C(R_e)(R_f)]_y-L_i-E_j-L_g-[C(R_e)(R_f)]_z-T-Q

wherein,

R_d is a hydrogen, a lower alkyl, a cycloalkyl, an aryl or an arylalkyl;

Y is oxygen, S(O)_o, lower alkyl or NR_i;

o is an integer from 0 to 2;

R_i is a hydrogen, an alkyl, an aryl, an alkylcarboxylic acid, an aryl carboxylic acid, an alkylcarboxylic ester, an arylcarboxylic ester, an alkylcarboxamido, an arylcarboxamido, an alkylaryl, an alkylsulfinyl, an alkylsulfonyl, an arylsulfinyl, an arylsulfonyl, a sulfonamido, a carboxamido, a carboxylic ester, $-\text{CH}_2-\text{C}(\text{T}-\text{Q})(\text{R}_e)(\text{R}_f)$, or $-(\text{N}_2\text{O}_2)^+\cdot\text{M}^+$, wherein M^+ in an
 5 organic or inorganic cation;

R_e and R_f are each independently a hydrogen, an alkyl, a cycloalkoxy, a halogen, a hydroxy, an hydroxyalkyl, an alkoxyalkyl, an arylheterocyclic ring, an alkylaryl, a cycloalkylalkyl, a heterocyclicalkyl, an alkoxy, a haloalkoxy, an amino, an alkylamino, a dialkylamino, an arylamino, a diarylamino, an alkylarylamino, an alkoxyhaloalkyl, a haloalkoxy,
 10 a sulfonic acid, an alkylsulfonic acid, an arylsulfonic acid, an arylalkoxy, an alkylthio, an arylthio, a cyano, an aminoalkyl, an aminoaryl, an alkoxy, an aryl, an arylalkyl, an alkylaryl, a carboxamido, a alkyl carboxamido, an aryl carboxamido, an amidyl, a carboxyl, a carbamoyl, a alkylcarboxylic acid, an arylcarboxylic acid, an ester, a carboxylic ester, an alkylcarboxylic ester, an arylcarboxylic ester, a haloalkoxy, a sulfonamido, an alkylsulfonamido, an arylsulfonamido, a
 15 urea, a nitro, $-\text{T}-\text{Q}$, or $[\text{C}(\text{R}_e)(\text{R}_f)]_k-\text{T}-\text{Q}$, or R_e and R_f taken together with the carbon atoms to which they are attached are a carbonyl, a methanthial, a heterocyclic ring, a cycloalkyl group or a bridged cycloalkyl group;

k is an integer from 1 to 3;

p is an integer from 1 to 10;

T is independently a covalent bond, oxygen, $\text{S}(\text{O})_n$ or NR_i ;

Z is a covalent bond, an alkyl, an aryl, an arylalkyl, an alkylaryl, a heteroalkyl, or $[\text{C}(\text{R}_e)(\text{R}_f)]_p$;

Q is $-\text{NO}$ or $-\text{NO}_2$;

G is a covalent bond, $-\text{T}-\text{C}(\text{O})-$, $-\text{C}(\text{O})-\text{T}-$ or T ;

25 b is an integer from 0 to 5;

P is a carbonyl, a phosphoryl or a silyl;

l and t are each independently an integer from 1 to 3;

r , s , c , d , g , i and j are each independently an integer from 0 to 3;

w , x , y and z are each independently an integer from 0 to 10;

P_1 is a covalent bond or P ;

B at each occurrence is independently an alkyl group, an aryl group, or $[\text{C}(\text{R}_e)(\text{R}_f)]_p$;

E at each occurrence is independently -T-, an alkyl group, an aryl group, or -
(CH₂CH₂O)_q;

q is an integer of from 1 to 5;

L at each occurrence is independently -C(O)-, -C(S)-, -T-, a heterocyclic ring, an aryl
5 group, an alkenyl group, an alkynyl group, an arylheterocyclic ring, or -(CH₂CH₂O)_q;

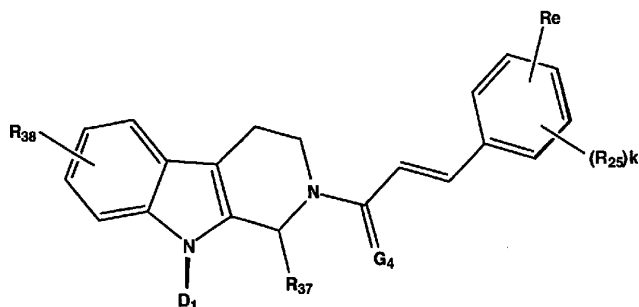
W is oxygen, S(O)₀, or NR_i;

F' at each occurrence is independently selected from B or carbonyl;

n is an integer from 2 to 5;

with the proviso that when R_i is -CH₂-C(T-Q)(R_e)(R_f) or -(N₂O₂)M⁺, or R_e or R_f are T-Q
10 or [C(R_e)(R_f)]_k-T-Q, then the "-T-Q" subgroup designated in D can be a hydrogen, an alkyl, an
alkoxy, an alkoxyalkyl, an aminoalkyl, a hydroxy, or an aryl; and with the proviso that D₁ must
be D if R₃₄, R₃₅, R₃₆ or R₃₇ do not contain the element "T-Q";

wherein the compound of formula (XV) is:



XV

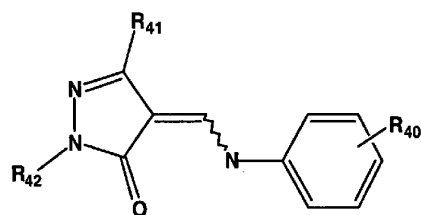
wherein

R₂₅ at each occurrence is independently a hydrogen, an alkyl, a cycloalkoxy, a halogen, a
hydroxy, an hydroxyalkyl, an alkoxyalkyl, an arylheterocyclic ring, an alkylaryl, an arylalkoxy,
an alkylthio, an arylthio, a cyano, an aminoalkyl, an amino an alkoxy, an aryl, an arylalkyl, a
20 carboxamido, a alkyl carboxamido, an aryl carboxamido, a carboxyl, a carbamoyl, an
alkylcarboxylic acid, an arylcarboxylic acid, a carboxylic ester, an alkylcarboxylic ester, an
arylcarboxylic ester, a carboxamido, an alkylcarboxamido, an arylcarboxamido, a haloalkoxy, a

sulfonamido, a urea, a nitro, or $L_r-E_s-[C(R_e)(R_f)]_w-E_c-[C(R_e)(R_f)]_x-L_d-[C(R_e)(R_f)]_y-L_i-E_j-L_g-[C(R_e)(R_f)]_z-T-Q$;

c, d, g, i, j, k, r, s, w, x, y, z, G_4 , D_{11} , E, L, T, Q, R_e , R_f , R_{37} and R_{38} are as defined herein; and with the proviso that D_1 must be D if R_e or R_{25} do not contain the element "T-Q";

5 wherein the compound of formula (XVI) is:



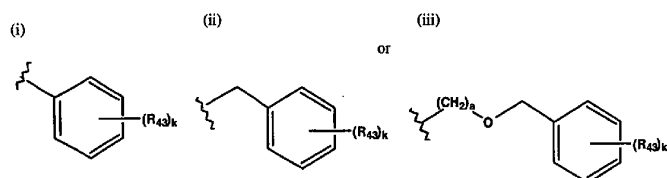
XVI

wherein

10 R_{40} is a hydrogen, a lower alkyl, a haloalkyl, a halogen, an alkoxy, an alkenyl, an alkynyl, a carbamoyl, a sulfonamido or $L_r-E_s-[C(R_e)(R_f)]_w-E_c-[C(R_e)(R_f)]_x-L_d-[C(R_e)(R_f)]_y-L_i-E_j-L_g-[C(R_e)(R_f)]_z-T-Q$;

R_{41} is a lower alkyl, a hydroxyalkyl, an alkylcarboxylic acid, an alkylcarboxylic ester, an alkylcarboxamido or $L_r-E_s-[C(R_e)(R_f)]_w-E_c-[C(R_e)(R_f)]_x-L_d-[C(R_e)(R_f)]_y-L_i-E_j-L_g-[C(R_e)(R_f)]_z-T-Q$; and

R_{42} is:



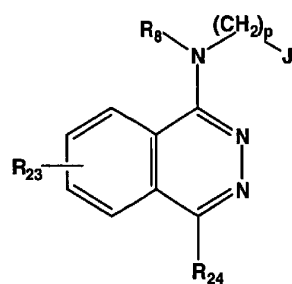
wherein

A is an integer from 2 to 3;

R_{43} at each occurrence is independently an amino, a cyano, a halogen, a nitro group, a carboxyl, a carbamoyl, a sulfonic acid, a sulfonic ester, a sulfonamido, a heterocyclic ring, a carboxamido, a carboxylic ester, an ester, an amidyl, a phosphoryl or $L_r-E_s-[C(R_e)(R_f)]_w-E_c-[C(R_e)(R_f)]_x-L_d-[C(R_e)(R_f)]_y-L_i-E_j-L_g-[C(R_e)(R_f)]_z-T-Q$; and

5 c, d, g, i, j, k, r, s, w, x, y, z, E, L, T, Q, R_e , and R_f are as defined herein; with the proviso that at least one of R_{40} , R_{41} , or R_{43} must contain the element "T-Q";

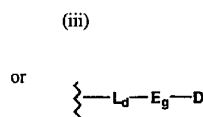
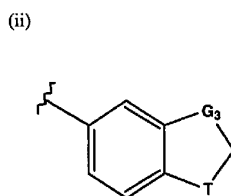
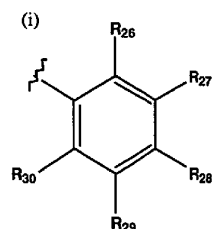
wherein the compound of formula (XVII) is:



XVII

wherein

J is:



G_3 is (CH), (CH₂), oxygen, sulfur or nitrogen;

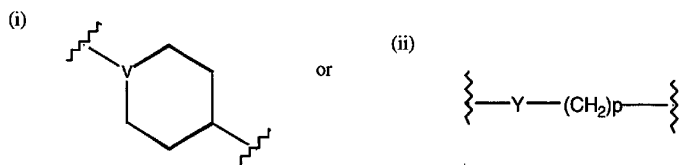
R_8 is a hydrogen, a lower alkyl group or a haloalkyl group;

R₂₃ is D, a hydrogen, a halogen, an alkoxy, a nitrile, an alkyl, an arylalkyl, an alkylaryl, a carboxamido, a carboxyl, a haloalkyl, an alkoxyalkyl, an alkoxyaryl or a nitro;

R₂₄ is hydrogen or K-G-D;

wherein,

5 K is:



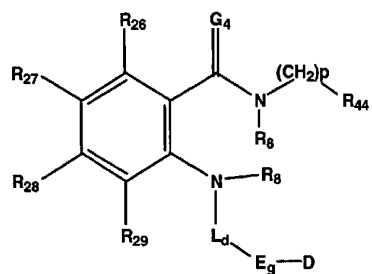
V is carbon or nitrogen;

10 A₁, A₂ and A₃ comprise the other subunits of a 5- or 6-membered monocyclic aromatic ring and each is independently (i) C-R₂₃ wherein R₂₃ at each occurrence is independently D, a hydrogen, a halogen, an alkoxy, a nitrile, an alkyl, an arylalkyl, an alkylaryl, a carboxamido, a carboxyl, a haloalkyl, an alkoxyalkyl, an alkoxyaryl or a nitro; (ii) sulfur; (iii) oxygen; and (iv) B_a=B_b wherein B_a and B_b are each independently nitrogen or C-R₂₃ wherein at each occurrence R₂₃ is as defined herein; and wherein R₂₆, R₂₇, R₂₈, R₂₉, and R₃₀ are independently a hydrogen, a halogen, a hydroxy, a haloalkyl, an alkoxy, an alkoxyalkyl, an alkoxyaryl, an alkoxyhaloalkyl, a nitrile, a nitro, an alkyl, an alkylaryl, an arylalkyl, a hydroxy alkyl, a carboxamido, or a carboxyl;

wherein d, g, p, E, L, G, T, Y and D are as defined herein; and with the proviso that at least one R₂₄ or J must contain the element "-T-Q" or "-D";

20 wherein the compound of formula (XVIII) is:

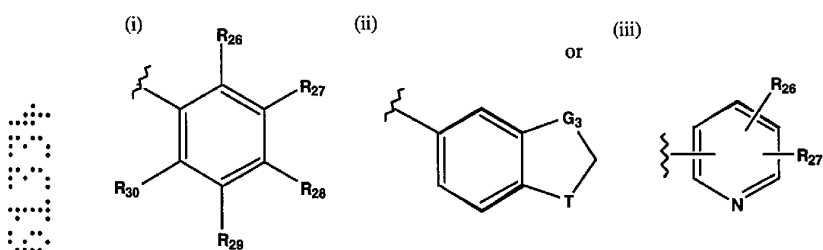




XVIII

wherein

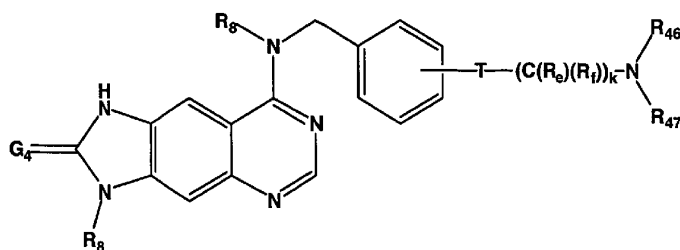
5 R_{44} is:



wherein d, g, p, D, E, L, G₃, G₄, T, R₈, R₂₆, R₂₇, R₂₈, R₂₉, and R₃₀ are as defined herein;

wherein the compound of formula (XIX) is:

10



XIX

wherein,

- 5 R_{46} and R_{47} are independently a lower alkyl, hydroxyalkyl or D, or R_{46} and R_{47} taken together with the nitrogen atom to which they are attached are a heterocyclic ring, wherein G_4 , T, R_8 , and k are defined herein; with the proviso that at least one of the variables R_{46} or R_{47} must be D or when the variables taken together are a heterocyclic ring, the ring must contain NR_i , wherein R_i must contain the element "T-Q".

2. The compound of claim 1, wherein the compound is a nitrosated ICOS-351, a
 10 nitrosylated ICOS-351, a nitrosated and nitrosylated ICOS 351, a nitrosated tetrahydropiperazino[1,2-b]beta-carboline-1,4-dione derivative, a nitrosylated tetrahydropiperazino[1,2-b]beta-carboline-1,4-dione derivative, a nitrosated and nitrosylated tetrahydropiperazino[1,2-b]beta-carboline-1,4-dione derivative, a nitrosated carboline derivative, a nitrosylated carboline derivative, a nitrosated and nitrosylated carboline derivative, a nitrosated
 15 2-pyrazolin-5-one derivative, a nitrosylated 2-pyrazolin-5-one derivative, a nitrosated and nitrosylated 2-pyrazolin-5-one derivative, a nitrosated fused pyridazine derivative, a nitrosylated fused pyridazine derivative, a nitrosated and nitrosylated fused pyridazine derivative, a nitrosated quinazoline derivative, a nitrosylated quinazoline derivative, a nitrosated and nitrosylated quinazoline derivative, a nitrosated anthranilic acid derivative, a nitrosylated anthranilic acid
 20 derivative, a nitrosated and nitrosylated anthranilic acid derivative, a nitrosated imidazoquinazoline derivative, a nitrosylated imidazoquinazoline derivative or a nitrosated and nitrosylated imidazoquinazoline derivative.
3. A composition comprising the compound of claim 1 and a pharmaceutically acceptable carrier.

4. A method for treating a sexual dysfunction in a patient in need thereof comprising administering to the patient a therapeutically effective amount of the composition of claim 3.
5. The method of claim 4, wherein the patient is female.
6. The method of claim 4, wherein the patient is male.
- 5 7. The method of claim 4, wherein the composition is administered orally, by intracavernosal injection, by transurethral application, or by transdermal application.
8. A method for treating or preventing a disease induced by the increased metabolism of cyclic guanosine 3',5'-monophosphate in a patient in need thereof comprising administering to the patient a therapeutically effective amount of the composition of claim 3.
- 10 9. The method of claim 8, wherein the disease induced by the increased metabolism of cyclic guanosine 3',5'-monophosphate is hypertension, pulmonary hypertension, congestive heart failure, renal failure, myocardial infarction, stable, unstable and variant (Prinzmetal) angina, atherosclerosis, cardiac edema, renal insufficiency, nephrotic edema, hepatic edema, stroke, asthma, bronchitis, chronic obstructive pulmonary disease, cystic fibrosis, dementia,
- 15 immunodeficiency, premature labor, dysmenorrhoea, benign prostatic hyperplasia, bladder outlet obstruction, incontinence, a condition of reduced blood vessel patency, postpercutaneous transluminal coronary angioplasty, peripheral vascular disease, allergic rhinitis, glaucoma, or a disease characterized by a gut motility disorder.
10. The composition of claim 3, further comprising at least one vasoactive agent.
11. The composition of claim 10, wherein the vasoactive agent is a potassium channel activator, a calcium blocker, an α -blocker, a β -blocker, adenosine, an ergot alkaloid, a vasoactive intestinal peptide, a dopamine agonist, an opioid antagonist, a prostaglandin, an endothelin antagonist or a mixture thereof.
12. A method for treating a sexual dysfunction in a patient in need thereof comprising administering to the patient a therapeutically effective amount of the composition of claim 10.
13. The method of claim 12, wherein the patient is female.
14. The method of claim 12, wherein the patient is male.
15. The method of claim 12, wherein the composition is administered orally, by intracavernosal injection, by transurethral application or by transdermal application.

16. A method for treating or preventing a disease induced by the increased metabolism of cyclic guanosine 3',5'-monophosphate in a patient in need thereof comprising administering to the patient a therapeutically effective amount of the composition of claim 10.

17. A method of claim 16, wherein the disease induced by the increased metabolism of cyclic guanosine 3',5'-monophosphate is hypertension, pulmonary hypertension, congestive heart failure, renal failure, myocardial infarction, stable, unstable and variant (Prinzmetal) angina, atherosclerosis, cardiac edema, renal insufficiency, nephrotic edema, hepatic edema, stroke, asthma, bronchitis, chronic obstructive pulmonary disease, dementia, immunodeficiency, premature labor, dysmenorrhoea, benign prostatic hyperplasia, bladder outlet obstruction, incontinence, a condition of reduced blood vessel patency, postpercutaneous transluminal coronary angioplasty, peripheral vascular disease, allergic rhinitis, cystic fibrosis, glaucoma, or a disease characterized by a gut motility disorder.

18. A composition comprising at least one compound of claim 1 and at least one compound that donates, transfers, or releases nitric oxide, or induces the production of endogenous nitric oxide or endothelium-derived relaxing factor or is a substrate for nitric oxide synthase.

19. The composition of claim 18, wherein the compound that donates, transfers, or releases nitric oxide, or induces the production of endogenous nitric oxide or endothelium-derived relaxing factor or is a substrate for nitric oxide synthase is an S-nitrosothiol.

20. The composition of claim 19, wherein the S-nitrosothiol is S-nitroso-N-acetylcysteine, S-nitroso-captopril, S-nitroso-N-acetylpenicillamine, S-nitroso-homocysteine, S-nitroso-cysteine or S-nitroso-glutathione.

21. The composition of claim 19, wherein the S-nitrosothiol is:

(i) $\text{HS}(\text{C}(\text{R}_e)(\text{R}_f))_m\text{SNO}$;

(ii) $\text{ONS}(\text{C}(\text{R}_e)(\text{R}_f))_m\text{R}_e$; or

(iii) $\text{H}_2\text{N}-\text{CH}(\text{CO}_2\text{H})-(\text{CH}_2)_m-\text{C}(\text{O})\text{NH}-\text{CH}(\text{CH}_2\text{SNO})-\text{C}(\text{O})\text{NH}-\text{CH}_2-\text{CO}_2\text{H}$;

wherein m is an integer of from 2 to 20; R_e and R_f are each independently a hydrogen, an alkyl, a cycloalkoxy, a halogen, a hydroxy, an hydroxyalkyl, an alkoxyalkyl, an arylheterocyclic ring, an alkylaryl, a cycloalkylalkyl, a heterocyclicalkyl, an alkoxy, a haloalkoxy, an amino, an alkylamino, a dialkylamino, an arylamino, a diarylamino, an alkylarylamino an alkoxyhaloalkyl, a haloalkoxy, a sulfonic acid, an alkylsulfonic acid, an arylsulfonic acid, an arylalkoxy, an

- alkylthio, an arylthio, a cyano, an aminoalkyl, an aminoaryl, an alkoxy, an aryl, an arylalkyl, an alkylaryl, a carboxamido, a alkyl carboxamido, an aryl carboxamido, an amidyl, a carboxyl, a carbamoyl, an alkylcarboxylic acid, an arylcarboxylic acid, an ester, a carboxylic ester, an alkylcarboxylic ester, an arylcarboxylic ester, a haloalkoxy, a sulfonamido, an alkylsulfonamido, an arylsulfonamido, a urea, a nitro, or -T-Q; or R_e and R_f taken together with the carbon atoms to which they are attached are a carbonyl, a methanthial, a heterocyclic ring, a cycloalkyl group or a bridged cycloalkyl group; Q is -NO or -NO₂; and T is independently a covalent bond, an oxygen, S(O)_o or NR_i, wherein o is an integer from 0 to 2, and R_i is a hydrogen, an alkyl, an aryl, an alkylcarboxylic acid, an aryl carboxylic acid, an alkylcarboxylic ester, an arylcarboxylic ester, an alkylcarboxamido, an arylcarboxamido, an alkylaryl, an alkylsulfinyl, an alkylsulfonfyl, an arylsulfinyl, an arylsulfonfyl, a sulfonamido, carboxamido, -CH₂-C(T-Q)(R_e)(R_f), or -(N₂O₂)M⁺, wherein M⁺ is an organic or inorganic cation; with the proviso that when R_i is -CH₂-C(T-Q)(R_e)(R_f) or -(N₂O₂)M⁺; then "-T-Q" can be a hydrogen, an alkyl group, an alkoxyalkyl group, an aminoalkyl group, a hydroxy group or an aryl group.
22. The composition of claim 18, wherein the compound that donates, transfers, or releases nitric oxide, or induces the production of endogenous nitric oxide or endothelium-derived relaxing factor or is a substrate for nitric oxide synthase is L-arginine, L-homoarginine, N-hydroxy-L-arginine, nitrosated L-arginine, nitrosylated L-arginine, nitrosated N-hydroxy-L-arginine, nitrosylated N-hydroxy-L-arginine, an inhibitor of the enzyme arginase, citrulline, ornithine or glutamine.
23. The composition of claim 18, wherein the compound that donates, transfers, or releases nitric oxide, or induces the production of endogenous nitric oxide or endothelium-derived relaxing factor or is a substrate for nitric oxide synthase is:
- a compound that comprises at least one ON-O-, ON-N- or ON-C- group;
 - a compound that comprises at least one O₂N-O-, O₂N-N-, O₂N-S- or -O₂N-C- group;
 - a N-oxo-N-nitrosoamine having the formula: R¹R²N-N(O-M⁺)-NO, wherein R¹ and R² are each independently a polypeptide, an amino acid, a sugar, an oligonucleotide, a straight or branched, saturated or unsaturated, aliphatic or aromatic, substituted or unsubstituted hydrocarbon, or a heterocyclic group, and M⁺ is an organic or inorganic cation; or

(i) a thionitrate having the formula: $R^1-(S)-NO_2$, wherein R^1 is a polypeptide, an amino acid, a sugar, an oligonucleotide, a straight or branched, saturated or unsaturated, aliphatic or aromatic, substituted or unsubstituted hydrocarbon, or a heterocyclic group.

24. The composition of claim 23, wherein the compound comprising at least one ON-O-, ON-N- or ON-C- group is an ON-O-polypeptide, an ON-N-polypeptide, an ON-C-polypeptide, an ON-O-amino acid, an ON-N-amino acid, an ON-C-amino acid, an ON-O-sugar, an ON-N-sugar, an ON-C-sugar, an ON-O-oligonucleotide, an ON-N-oligonucleotide, an ON-C-oligonucleotide, a straight or branched, saturated or unsaturated, substituted or unsubstituted, aliphatic or aromatic ON-O-hydrocarbon, a straight or branched, saturated or unsaturated, substituted or unsubstituted, aliphatic or aromatic ON-N-hydrocarbon, a straight or branched, saturated or unsaturated, substituted or unsubstituted, aliphatic or aromatic ON-C-hydrocarbon, an ON-O-heterocyclic compound, an ON-N-heterocyclic compound or a ON-C-heterocyclic compound.

25. The composition of claim 23, wherein compound comprising at least one O_2N-O -, O_2N-N -, O_2N-S - or O_2N-C - group is an O_2N-O -polypeptide, an O_2N-N -polypeptide, an O_2N-S -polypeptide, an O_2N-C -polypeptide, an O_2N-O -amino acid, O_2N-N -amino acid, O_2N-S -amino acid, an O_2N-C -amino acid, an O_2N-O -sugar, an O_2N-N -sugar, O_2N-S -sugar, an O_2N-C -sugar, an O_2N-O -oligonucleotide, an O_2N-N -oligonucleotide, an O_2N-S -oligonucleotide, an O_2N-C -oligonucleotide, a straight or branched, saturated or unsaturated, aliphatic or aromatic, substituted or unsubstituted O_2N-O -hydrocarbon, a straight or branched, saturated or unsaturated, aliphatic or aromatic, substituted or unsubstituted O_2N-N -hydrocarbon, a straight or branched, saturated or unsaturated, aliphatic or aromatic, substituted or unsubstituted O_2N-S -hydrocarbon, a straight or branched, saturated or unsaturated, aliphatic or aromatic, substituted or unsubstituted O_2N-C -hydrocarbon, an O_2N-O -heterocyclic compound, an O_2N-N -heterocyclic compound, an O_2N-S -heterocyclic compound or an O_2N-C -heterocyclic compound.

26. A method for treating a sexual dysfunction in a patient in need thereof comprising administering to the patient a therapeutically effective amount of the composition of claim 18.

27. The method of claim 26, wherein the patient is female.

28. The method of claim 26, wherein the patient is male.

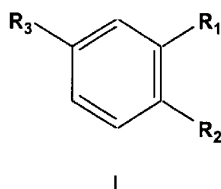
29. The method of claim 26, wherein the composition is administered orally, by intracavernosal injection, by transurethral application or by transdermal application.

30. A method for treating or preventing a disease induced by the increased metabolism of cyclic guanosine 3',5'-monophosphate in a patient in need thereof comprising administering to the patient a therapeutically effective amount of the composition of claim 18.
31. A method of claim 30, wherein the disease induced by the increased metabolism of cyclic guanosine 3',5'-monophosphate is hypertension, pulmonary hypertension, congestive heart failure, renal failure, myocardial infraction, stable, unstable and variant (Prinzmetal) angina, atherosclerosis, cardiac edema, renal insufficiency, nephrotic edema, hepatic edema, stroke, asthma, bronchitis, chronic obstructive pulmonary disease, dementia, immunodeficiency, premature labor, dysmenorrhoea, benign prostatic hyperplasia, bladder outlet obstruction, incontinence, a condition of reduced blood vessel patency, postpercutaneous transluminal coronary angioplasty, peripheral vascular disease, allergic rhinitis, glaucoma, cystic fibrosis, or a disease characterized by a gut motility disorder.
32. The composition of claim 18, further comprising at least one vasoactive agent.
33. The composition of claim 32, wherein the vasoactive agent is a potassium channel activator, a calcium blocker, an α -blocker, a β -blocker, adenosine, an ergot alkaloid, a vasoactive intestinal peptide, a dopamine agonist, an opioid antagonist, a prostaglandin, an endothelin antagonist or a mixture thereof.
34. A method for treating a sexual dysfunction in a patient in need thereof comprising administering to the patient a therapeutically effective amount of the composition of claim 32.
35. The method of claim 34, wherein the patient is female.
36. The method of claim 34, wherein the patient is male.
37. The method of claim 34, wherein the composition is administered orally, by intracavernosal injection, by transurethral application or by transdermal application.
38. A method of treating or preventing a disease induced by the increased metabolism of cyclic guanosine 3',5'-monophosphate in a patient in need thereof comprising administering to the patient a therapeutically effective amount of the composition of claim 32.
39. A method of claim 38, wherein the disease induced by the increased metabolism of cyclic guanosine 3',5'-monophosphate is hypertension, pulmonary hypertension, congestive heart failure, renal failure, myocardial infraction, stable, unstable and variant (Prinzmetal) angina, atherosclerosis, cardiac edema, renal insufficiency, nephrotic edema, hepatic edema, stroke, asthma, bronchitis, chronic obstructive pulmonary disease, dementia, immunodeficiency,

premature labor, dysmenorrhoea, benign prostatic hyperplasia, bladder outlet obstruction, incontinence, a condition of reduced blood vessel patency, postpercutaneous transluminal coronary angioplasty, peripheral vascular disease, allergic rhinitis, cystic fibrosis, glaucoma, or a disease characterized by a gut motility disorder.

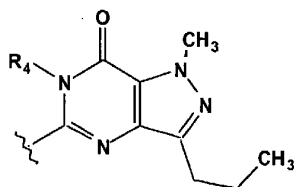
40. A method for treating or preventing a disease induced by the increased metabolism of cyclic guanosine 3',5'-monophosphate in a patient in need thereof comprising administering to the patient a therapeutically effective amount of a compound of formula (I),

wherein the compound of formula (I) is:



wherein

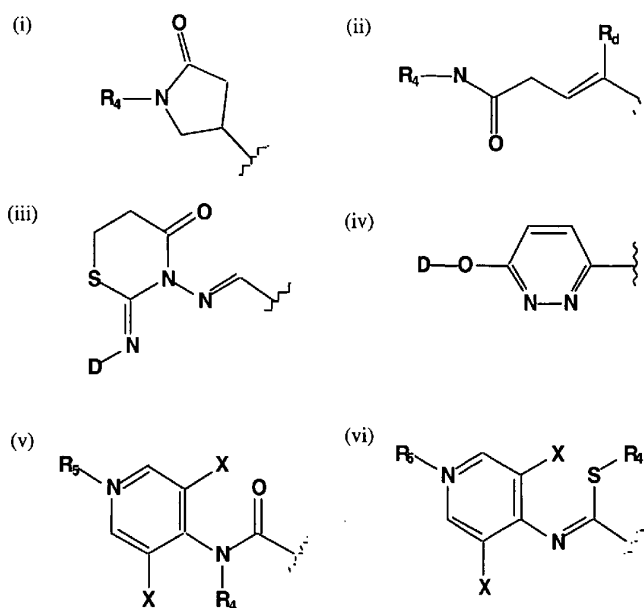
R₁ is an alkoxy, a cycloalkoxy, a halogen, or



R₂ is a hydrogen, an alkoxy, or a haloalkoxy; and

R₃ is:

17/02/04



wherein,

D is:

- (i) $-\text{NO}$,
- (ii) $-\text{NO}_2$,
- (iii) $-\text{CH}(\text{R}_d)-\text{O}-\text{C}(\text{O})-\text{Y}-\text{Z}-(\text{C}(\text{R}_e)(\text{R}_f))_p-\text{T}-\text{Q}$,
- (iv) $-\text{C}(\text{O})-\text{Y}-\text{Z}-(\text{G}-(\text{C}(\text{R}_e)(\text{R}_f))_b-\text{T}-\text{Q})_p$;
- (v) $-\text{P}-\text{Z}-(\text{G}-(\text{C}(\text{R}_e)(\text{R}_f))_b-\text{T}-\text{Q})_p$;
- (vi) $-\text{P}_1-\text{B}_1-\text{W}-\text{B}_1-\text{L}_1-\text{E}_1-[\text{C}(\text{R}_e)(\text{R}_f)]_w-\text{E}_c-[\text{C}(\text{R}_e)(\text{R}_f)]_x-\text{L}_d-[\text{C}(\text{R}_e)(\text{R}_f)]_y-\text{L}_1-\text{E}_1-$
 $\text{L}_g-[\text{C}(\text{R}_e)(\text{R}_f)]_z-\text{T}-\text{Q}$ or
- (vi) $-\text{P}_1-\text{F}_1-\text{L}_1-\text{E}_1-[\text{C}(\text{R}_e)(\text{R}_f)]_w-\text{E}_c-[\text{C}(\text{R}_e)(\text{R}_f)]_x-\text{L}_d-[\text{C}(\text{R}_e)(\text{R}_f)]_y-\text{L}_1-\text{E}_1-\text{L}_g-$
 $[\text{C}(\text{R}_e)(\text{R}_f)]_z-\text{T}-\text{Q}$

wherein,

R_d is a hydrogen, a lower alkyl, a cycloalkyl, an aryl or an arylalkyl;

17/02/04

Y is oxygen, S(O)_o, lower alkyl or NR_i;

o is an integer from 0 to 2;

R_i is a hydrogen, an alkyl, an aryl, an alkylcarboxylic acid, an aryl carboxylic acid, an alkylcarboxylic ester, an arylcarboxylic ester, an alkylcarboxamido, an arylcarboxamido, an alkylaryl, an alkylsulfinyl, an alkylsulfonyl, an arylsulfinyl, an arylsulfonyl, a sulfonamido, a carboxamido, a carboxylic ester, -CH₂-C(T-Q)(R_e)(R_f), or -(N₂O₂-)⁻M⁺, wherein M⁺ is an organic or inorganic cation;

R_e and R_f are each independently a hydrogen, an alkyl, a cycloalkoxy, a halogen, a hydroxy, an hydroxyalkyl, an alkoxyalkyl, an arylheterocyclic ring, an alkylaryl, a cycloalkylalkyl, a heterocyclicalkyl, an alkoxy, a haloalkoxy, an amino, an alkylamino, a dialkylamino, an arylamino, a diarylamino, an alkylaryl amino, an alkoxyhaloalkyl, a haloalkoxy, a sulfonic acid, an alkylsulfonic acid, an arylsulfonic acid, an arylalkoxy, an alkylthio, an arylthio, a cyano, an aminoalkyl, an aminoaryl, an alkoxy, an aryl, an arylalkyl, an alkylaryl, a carboxamido, an alkyl carboxamido, an aryl carboxamido, an amidyl, a carboxyl, a carbamoyl, an alkylcarboxylic acid, an arylcarboxylic acid, an ester, a carboxylic ester, an alkylcarboxylic ester, an arylcarboxylic ester, a haloalkoxy, a sulfonamido, an alkylsulfonamido, an arylsulfonamido, a urea, a nitro, -T-Q, or [C(R_e)(R_f)]_k-T-Q, or R_e and R_f taken together with the carbon atoms to which they are attached are a carbonyl, a methanthial, a heterocyclic ring, a cycloalkyl group or a bridged cycloalkyl group;

k is an integer from 1 to 3;

p is an integer from 1 to 10;

T is independently a covalent bond, oxygen, S(O)_o or NR_i;

Z is a covalent bond, an alkyl, an aryl, an arylalkyl, an alkylaryl, a heteroalkyl, or (C(R_e)(R_f))_p;

Q is -NO or -NO₂;

17/02/04

G is a covalent bond, -T-C(O)-, -C(O)-T- or T;

b is an integer from 0 to 5;

P is a carbonyl, a phosphoryl or a silyl;

l and t are each independently an integer from 1 to 3;

r, s, c, d, g, i and j are each independently an integer from 0 to 3;

w, x, y and z are each independently an integer from 0 to 10;

P₁ is a covalent bond or P;

B at each occurrence is independently an alkyl group, an aryl group, or [C(R_e)(R_f)]_p;

E at each occurrence is independently -T-, an alkyl group, an aryl group, or -(CH₂CH₂O)_q;

q is an integer of from 1 to 5;

L at each occurrence is independently -C(O)-, -C(S)-, -T-, a heterocyclic ring, an aryl group, an alkenyl group, an alkynyl group, an arylheterocyclic ring, or -(CH₂CH₂O)_q;

W is oxygen, S(O)_o, or NR_i;

F' at each occurrence is independently selected from B or carbonyl;

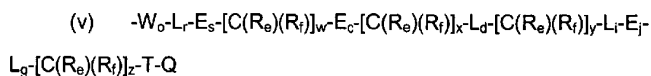
n is an integer from 2 to 5;

with the proviso that when R_i is -CH₂-C(T-Q)(R_e)(R_f) or -(N₂O₂)⁺M⁺, or R_e or R_f are T-Q or [C(R_e)(R_f)]_k-T-Q, then the "-T-Q" subgroup designated in D can be a hydrogen, an alkyl, an alkoxy, an alkoxyalkyl, an aminoalkyl, a hydroxy, or an aryl.

R₄ is:

- (i) hydrogen;
- (ii) -CH(R_d)-O-C(O)-Y-Z-(C(R_e)(R_f))_p-T-Q;
- (iii) -C(O)-T-(C(R_e)(R_f))_p-T-Q;
- (iv) -C(O)-Z-(G-(C(R_e)(R_f))_p-T-Q)_p or

17/02/04



wherein r, s, c, d, g, i, j, o, p, w, x, y, z, R_d, R_e, R_f, E, L, G, T, Q, W, Y, and Z are as defined herein;

R₅ is a lone pair of electrons or -CH(R_d)-O-C(O)-Y-Z-(C(R_e)(R_f))_p-T-Q;

R₁₁ and R₁₂ are independently selected from hydrogen or R₄;

wherein R₄, R_d, R_e, R_f, p, T, Q, Y, and Z are as defined herein;

X is a halogen, and D₁ is D or hydrogen, wherein D is as defined herein;

and with the proviso that if the structure does not contain D, then at least one of the variables R₄, R₅, R₁₁ or R₁₂ must contain the element "-T-Q".

41. The method of claim 40, wherein the disease induced by the increased metabolism of cyclic guanosine 3',5'-monophosphate is hypertension, congestive heart failure, renal failure, myocardial infraction, stable, unstable and variant (Prinzmetal) angina, atherosclerosis, cardiac edema, renal insufficiency, nephrotic edema, hepatic edema, stroke, dementia, immunodeficiency, premature labor, dysmenorrhoea, benign prostatic hyperplasia, bladder outlet obstruction, incontinence, a condition of reduced blood vessel patency, postpercutaneous transluminal coronary angioplasty, peripheral vascular disease, allergic rhinitis, glaucoma, or a disease characterized by a gut motility disorder.

42. The method of claim 40, wherein the compound of formula I is a nitrosated filaminast, a nitrosylated filaminast, a nitrosated and nitrosylated filaminast, a nitrosated piclamilast, a nitrosylated piclamilast, a nitrosated and nitrosylated piclamilast, a nitrosated rolipram, a nitrosylated rolipram, a nitrosated and nitrosylated rolipram, a nitrosated roflumilast, a nitrosylated roflumilast, a nitrosated and nitrosylated roflumilast, a nitrosated toborinone, a

17/02/04

nitrosylated toborinone, a nitrosated and nitrosylated toborinone, a nitrosated MCI-154, a nitrosylated MCI-154, or a nitrosated and nitrosylated MCI-154.

43. The method of claim 41 further comprising at least one compound that donates, transfers, or releases nitric oxide, or induces the production of endogenous nitric oxide or endothelium-derived relaxing factor or is a substrate for nitric oxide synthase or at least one vasoactive agent.

44. The method of claim 43, wherein the vasoactive agent is a potassium channel activator, a calcium blocker, an α -blocker, a β -blocker, adenosine, an ergot alkaloid, a vasoactive intestinal peptide, a dopamine agonist, an opioid antagonist, a prostaglandin, an endothelin antagonist or a mixture thereof.

45. The method of claim 43, wherein the compound that donates, transfers, or releases nitric oxide, or induces the production of endogenous nitric oxide or endothelium-derived relaxing factor or is a substrate for nitric oxide synthase is an S-nitrosothiol.

46. The method of claim 45, wherein the S-nitrosothiol is S-nitroso-N-acetylcysteine, S-nitroso-captopril, S-nitroso-N-acetylpenicillamine, S-nitroso-homocysteine, S-nitroso-cysteine or S-nitroso-glutathione.

47. The method of claim 45, wherein the S-nitrosothiol is:

(i) $\text{HS}(\text{C}(\text{R}_e)(\text{R}_f))_m\text{SNO}$;

(ii) $\text{ONS}(\text{C}(\text{R}_e)(\text{R}_f))_m\text{R}_e$; or

(iii) $\text{H}_2\text{N}-\text{CH}(\text{CO}_2\text{H})-(\text{CH}_2)_m-\text{C}(\text{O})\text{NH}-\text{CH}(\text{CH}_2\text{SNO})-\text{C}(\text{O})\text{NH}-\text{CH}_2-$

CO_2H ;

wherein m is an integer of from 2 to 20;

17/02/04

R_e and R_f are each independently a hydrogen, an alkyl, a cycloalkoxy, a halogen, a hydroxy, an hydroxyalkyl, an alkoxyalkyl, an arylheterocyclic ring, an alkylaryl, a cycloalkylalkyl, a heterocyclicalkyl, an alkoxy, a haloalkoxy, an amino, an alkylamino, a dialkylamino, an arylamino, a diarylamino, an alkylaryl amino, an alkoxyhaloalkyl, a haloalkoxy, a sulfonic acid, an alkylsulfonic acid, an arylsulfonic acid, an arylalkoxy, an alkylthio, an arylthio, a cyano, an aminoalkyl, an aminoaryl, an alkoxy, an aryl, an arylalkyl, an alkylaryl, a carboxamido, a alkyl carboxamido, an aryl carboxamido, an amidyl, a carboxyl, a carbamoyl, an alkylcarboxylic acid, an arylcarboxylic acid, an ester, a carboxylic ester, an alkylcarboxylic ester, an arylcarboxylic ester, a haloalkoxy, a sulfonamido, an alkylsulfonamido, an arylsulfonamido, a urea, a nitro, or -T-Q; or

R_e and R_f taken together with the carbon atoms to which they are attached are a carbonyl, a methanthial, a heterocyclic ring, a cycloalkyl group or a bridged cycloalkyl group;

Q is -NO or -NO₂; and

T is independently a covalent bond, an oxygen, S(O)₀ or NR_i, wherein o is an integer from 0 to 2, and R_i is a hydrogen, an alkyl, an aryl, an alkylcarboxylic acid, an aryl carboxylic acid, an alkylcarboxylic ester, an arylcarboxylic ester, an alkylcarboxamido, an arylcarboxamido, an alkylaryl, an alkylsulfinyl, an alkylsulfonyl, an arylsulfinyl, an arylsulfonyl, a sulfonamido, carboxamido, -CH₂-C(T-Q)(R_e)(R_f), or -(N₂O₂)M⁺, wherein M⁺ is an organic or inorganic cation; with the proviso that when R_i is -CH₂-C(T-Q)(R_e)(R_f) or -(N₂O₂)M⁺; then "-T-Q" can be a hydrogen, an alkyl group, an alkoxyalkyl group, an aminoalkyl group, a hydroxy group or an aryl group.

48. The method of claim 43, wherein the compound that donates, transfers, or releases nitric oxide, or induces the production of endogenous nitric oxide or

17/02/04

endothelium-derived relaxing factor or is a substrate for nitric oxide synthase is L-arginine, L-homoarginine, N-hydroxy-L-arginine, nitrosated L-arginine, nitrosylated L-arginine, nitrosated N-hydroxy-L-arginine, nitrosylated N-hydroxy-L-arginine, an inhibitor of the enzyme arginase, citrulline, ornithine or glutamine.

49. The method of claim 43, wherein the compound that donates, transfers, or releases nitric oxide, or induces the production of endogenous nitric oxide or endothelium-derived relaxing factor or is a substrate for nitric oxide synthase is:

- (i) a compound that comprises at least one ON-O-, ON-N- or ON-C-group;
- (ii) a compound that comprises at least one O_2N-O- , O_2N-N- , O_2N-S- or $-O_2N-C-$ group;
- (iii) a N-oxo-N-nitrosoamine having the formula: $R^1R^2N-N(O-M^+)-NO$, wherein R^1 and R^2 are each independently a polypeptide, an amino acid, a sugar, an oligonucleotide, a straight or branched, saturated or unsaturated, aliphatic or aromatic, substituted or unsubstituted hydrocarbon, or a heterocyclic group, and M^+ is an organic or inorganic cation; or
- (iii) a thionitrate having the formula: $R^1-(S)-NO_2$, wherein R^1 is a polypeptide, an amino acid, a sugar, an oligonucleotide, a straight or branched, saturated or unsaturated, aliphatic or aromatic, substituted or unsubstituted hydrocarbon, or a heterocyclic group.

50. The method of claim 49, wherein the compound comprising at least one ON-O-, ON-N- or ON-C- group is an ON-O-polypeptide, an ON-N-polypeptide, an ON-C-polypeptide, an ON-O-amino acid, an ON-N-amino acid, an ON-C-amino acid, an ON-O-sugar, an ON-N-sugar, an ON-C-sugar, an ON-O-oligonucleotide, an ON-N-oligonucleotide, an ON-C-oligonucleotide, a straight

17/02/04

or branched, saturated or unsaturated, substituted or unsubstituted, aliphatic or aromatic ON-O-hydrocarbon, a straight or branched, saturated or unsaturated, substituted or unsubstituted, aliphatic or aromatic ON-N-hydrocarbon, a straight or branched, saturated or unsaturated, substituted or unsubstituted, aliphatic or aromatic ON-C-hydrocarbon, an ON-O-heterocyclic compound, an ON-N-heterocyclic compound or a ON-C-heterocyclic compound.

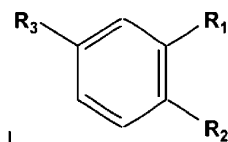
51. The method of claim 49, wherein the compound comprising at least one O_2N-O -, O_2N-N -, O_2N-S - or O_2N-C - group is an O_2N-O -polypeptide, an O_2N-N -polypeptide, an O_2N-S -polypeptide, an O_2N-C -polypeptide, an O_2N-O -amino acid, O_2N-N -amino acid, O_2N-S -amino acid, an O_2N-C -amino acid, an O_2N-O -sugar, an O_2N-N -sugar, O_2N-S -sugar, an O_2N-C -sugar, an O_2N-O -oligonucleotide, an O_2N-N -oligonucleotide, an O_2N-S -oligonucleotide, an O_2N-C -oligonucleotide, a straight or branched, saturated or unsaturated, aliphatic or aromatic, substituted or unsubstituted O_2N-O -hydrocarbon, a straight or branched, saturated or unsaturated, aliphatic or aromatic, substituted or unsubstituted O_2N-N -hydrocarbon, a straight or branched, saturated or unsaturated, aliphatic or aromatic, substituted or unsubstituted O_2N-S -hydrocarbon, a straight or branched, saturated or unsaturated, aliphatic or aromatic, substituted or unsubstituted O_2N-C -hydrocarbon, an O_2N-O -heterocyclic compound, an O_2N-N -heterocyclic compound, an O_2N-S -heterocyclic compound or an O_2N-C -heterocyclic compound.

52. A method for treating or preventing a disease induced by the increased metabolism of cyclic guanosine 3',5'-monophosphate in a patient in need thereof comprising administering to the patient a therapeutically effective amount of a compound of formula (I), formula (II), formula (III), formula (IV),

17/02/04

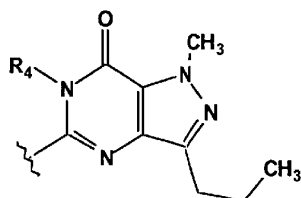
formula (V), formula (VI), formula (VII), formula (VIII), formula (IX), formula (X),
formula (XI), formula (XII), formula (XIII),

wherein the compound of formula (I) is:



wherein

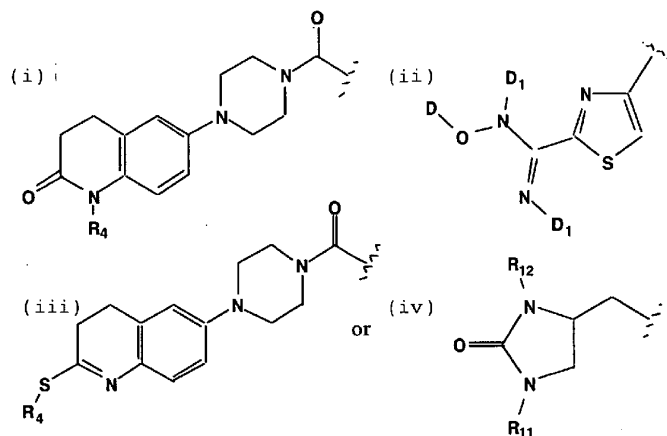
R₁ is an alkoxy, a cycloalkoxy, a halogen, or



R₂ is a hydrogen, an alkoxy, or a haloalkoxy; and

R₃ is:





wherein,

D is:

- (i) $-\text{NO}$,
- (ii) $-\text{NO}_2$,
- (iii) $-\text{CH}(\text{R}_d)-\text{O}-\text{C}(\text{O})-\text{Y}-\text{Z}-(\text{C}(\text{R}_e)(\text{R}_f))_p-\text{T}-\text{Q}$,
- (iv) $-\text{C}(\text{O})-\text{Y}-\text{Z}-(\text{G}-(\text{C}(\text{R}_e)(\text{R}_f))_b-\text{T}-\text{Q})_p$;
- (v) $-\text{P}-\text{Z}-(\text{G}-(\text{C}(\text{R}_e)(\text{R}_f))_b-\text{T}-\text{Q})_p$;
- (vii) $-\text{P}_1-\text{B}_1-\text{W}-\text{B}_1-\text{L}_1-\text{E}_1-[\text{C}(\text{R}_e)(\text{R}_f)]_w-\text{E}_c-[\text{C}(\text{R}_e)(\text{R}_f)]_x-\text{L}_d-$
 $[\text{C}(\text{R}_e)(\text{R}_f)]_y-\text{L}_1-\text{E}_1-\text{L}_g-[\text{C}(\text{R}_e)(\text{R}_f)]_z-\text{T}-\text{Q}$ or
- (viii) $-\text{P}_1-\text{F}'_n-\text{L}_1-\text{E}_1-[\text{C}(\text{R}_e)(\text{R}_f)]_w-\text{E}_c-[\text{C}(\text{R}_e)(\text{R}_f)]_x-\text{L}_d-[\text{C}(\text{R}_e)(\text{R}_f)]_y-\text{L}_1-$
 $\text{E}_1-\text{L}_g-[\text{C}(\text{R}_e)(\text{R}_f)]_z-\text{T}-\text{Q}$

wherein,

R_d is a hydrogen, a lower alkyl, a cycloalkyl, an aryl or an arylalkyl;

Y is oxygen, $\text{S}(\text{O})_o$, lower alkyl or NR_i ;

o is an integer from 0 to 2;

R_i is a hydrogen, an alkyl, an aryl, an alkylcarboxylic acid, an aryl carboxylic acid, an alkylcarboxylic ester, an arylcarboxylic ester, an alkylcarboxamido, an arylcarboxamido, an alkylaryl, an alkylsulfinyl, an alkylsulfonyl, an arylsulfinyl, an arylsulfonyl, a sulfonamido, a carboxamido, a carboxylic ester, $-\text{CH}_2-\text{C}(\text{T}-\text{Q})(\text{R}_e)(\text{R}_i)$, or $-(\text{N}_2\text{O}_2)^-\cdot\text{M}^+$, wherein M^+ is an organic or inorganic cation;

R_e and R_i are each independently a hydrogen, an alkyl, a cycloalkoxy, a halogen, a hydroxy, an hydroxyalkyl, an alkoxyalkyl, an arylheterocyclic ring, an alkylaryl, a cycloalkylalkyl, a heterocyclicalkyl, an alkoxy, a haloalkoxy, an amino, an alkylamino, a dialkylamino, an arylamino, a diarylamino, an alkylaryl amino, an alkoxyhaloalkyl, a haloalkoxy, a sulfonic acid, an alkylsulfonic acid, an arylsulfonic acid, an arylalkoxy, an alkylthio, an arylthio, a cyano, an aminoalkyl, an aminoaryl, an alkoxy, an aryl, an arylalkyl, an alkylaryl, a carboxamido, an alkyl carboxamido, an aryl carboxamido, an amidyl, a carboxyl, a carbamoyl, an alkylcarboxylic acid, an arylcarboxylic acid, an ester, a carboxylic ester, an alkylcarboxylic ester, an arylcarboxylic ester, a haloalkoxy, a sulfonamido, an alkylsulfonamido, an arylsulfonamido, a urea, a nitro, $-\text{T}-\text{Q}$, or $[\text{C}(\text{R}_e)(\text{R}_i)]_k-\text{T}-\text{Q}$, or R_e and R_i taken together with the carbon atoms to which they are attached are a carbonyl, a methanthial, a heterocyclic ring, a cycloalkyl group or a bridged cycloalkyl group;

k is an integer from 1 to 3;

p is an integer from 1 to 10;

T is independently a covalent bond, oxygen, $\text{S}(\text{O})_6$ or NR_i ;

Z is a covalent bond, an alkyl, an aryl, an arylalkyl, an alkylaryl, a heteroalkyl, or $(\text{C}(\text{R}_e)(\text{R}_i))_p$;

Q is $-\text{NO}$ or $-\text{NO}_2$;

G is a covalent bond, $-\text{T}-\text{C}(\text{O})-$, $-\text{C}(\text{O})-\text{T}-$ or T ;

b is an integer from 0 to 5;

17/02/04

P is a carbonyl, a phosphoryl or a silyl;

l and t are each independently an integer from 1 to 3;

r, s, c, d, g, i and j are each independently an integer from 0 to 3;

w, x, y and z are each independently an integer from 0 to 10;

P₁ is a covalent bond or P;

B at each occurrence is independently an alkyl group, an aryl group, or
[C(R_e)(R_f)]_p;

E at each occurrence is independently -T-, an alkyl group, an aryl group,
or -(CH₂CH₂O)_q;

q is an integer of from 1 to 5;

L at each occurrence is independently -C(O)-, -C(S)-, -T-, a heterocyclic
ring, an aryl group, an alkenyl group, an alkynyl group, an arylheterocyclic ring,
or -(CH₂CH₂O)_q;

W is oxygen, S(O)_o, or NR_i;

F' at each occurrence is independently selected from B or carbonyl;

n is an integer from 2 to 5;

with the proviso that when R_i is -CH₂-C(T-Q)(R_e)(R_f) or -(N₂O₂)⁺M⁺, or R_e
or R_f are T-Q or [C(R_e)(R_f)]_k-T-Q, then the "-T-Q" subgroup designated in D
can be a hydrogen, an alkyl, an alkoxy, an alkoxyalkyl, an aminoalkyl, a
hydroxy, or an aryl.

R₄ is:

- (i) hydrogen;
- (ii) -CH(R_d)-O-C(O)-Y-Z-(C(R_e)(R_f))_p-T-Q;
- (iii) -C(O)-T-(C(R_e)(R_f))_p-T-Q;
- (iv) -C(O)-Z-(G-(C(R_e)(R_f))_p-T-Q)_p or
- (v) -W_o-L_r-E_s-[C(R_e)(R_f)]_w-E_c-[C(R_e)(R_f)]_x-L_σ-[C(R_e)(R_f)]_y-L_i-E_j-
L_g-[C(R_e)(R_f)]_z-T-Q

17/02/04

wherein r, s, c, d, g, i, j, o, p, w, x, y, z, R_d , R_e , R_f , E, L, G, T, Q, W, Y, and Z are as defined herein;

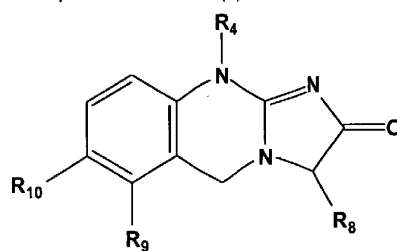
R_5 is a lone pair of electrons or $-\text{CH}(R_d)-\text{O}-\text{C}(\text{O})-\text{Y}-\text{Z}-(\text{C}(R_e)(R_f))_p-\text{T}-\text{Q}$;

R_{11} and R_{12} are independently selected from hydrogen or R_4 ;

wherein R_4 , R_d , R_e , R_f , p, T, Q, Y, and Z are as defined herein;

X is a halogen, and D_1 is D or hydrogen, wherein D is as defined herein; and with the proviso that if the structure does not contain D, then at least one of the variables R_4 , R_5 , R_{11} or R_{12} must contain the element "-T-Q";

wherein the compound of formula (II) is:



II

wherein,

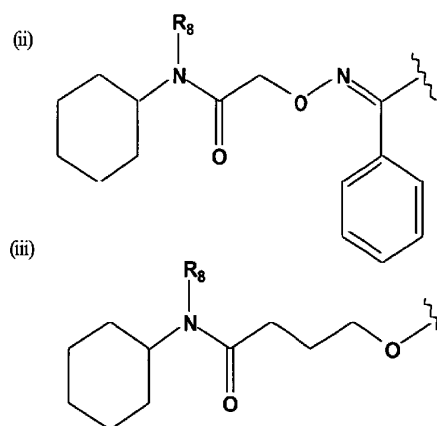
R_4 is as defined herein; with the proviso that R_4 cannot be hydrogen;

R_8 is a hydrogen, a lower alkyl group or a haloalkyl group;

R_9 is a hydrogen or a halogen; and

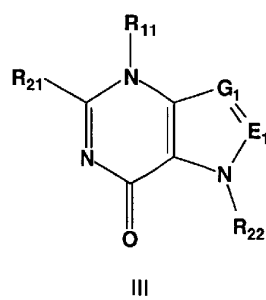
R_{10} is:

- (i) hydrogen,



wherein R_8 is as defined herein;

wherein the compound of formula (III) is:

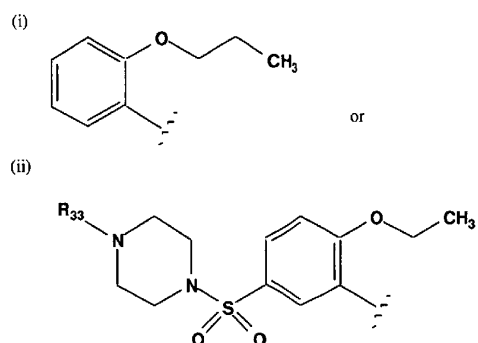


wherein,

E_1 is nitrogen or -CH-;

G_1 is nitrogen or -C(R_8)-;

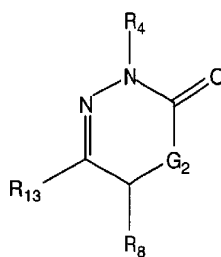
R_{21} is:



R_{22} is R_{12} or a lower alkyl;

R_{33} is a lower alkyl or $[C(R_e)(R_f)]_p-T-Q_i$ and

p , R_e , R_f , R_{11} , R_{12} , T and Q are as defined herein; with the proviso that at least one of the variables R_{11} , R_{12} , R_{22} or R_{33} must contain the element "T-Q"; wherein the compound of formula (IV) is:



IV

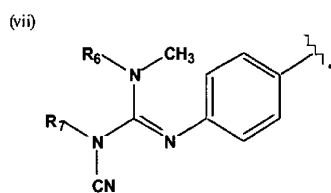
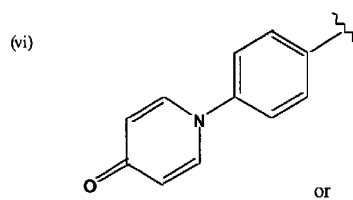
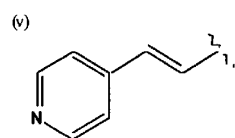
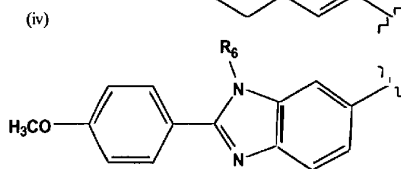
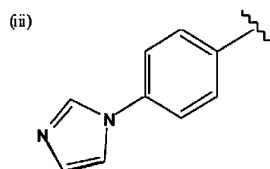
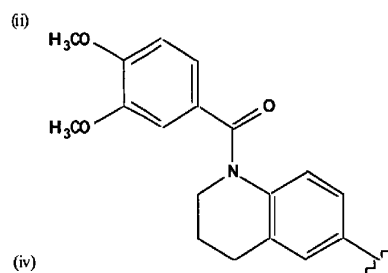
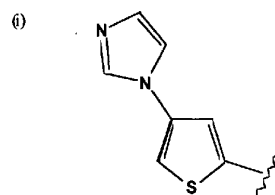
17/02/04

wherein,

G_2 is $-CH_2-$ or sulfur;

R_4 and R_8 are each as defined herein; and

R_{13} is:

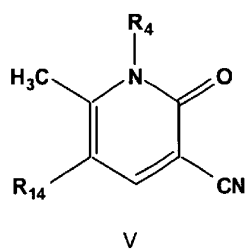


17/02/04

wherein,

R_6 and R_7 are independently selected from R_4 , wherein R_4 is as defined herein; with the proviso that at least one of the variables R_4 , R_6 or R_7 must contain the element "T-Q";

wherein the compound of formula (V) is:



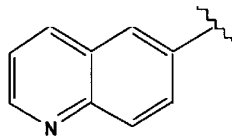
wherein,

R_4 is as defined herein; and

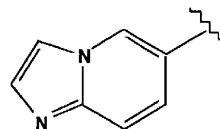
R_{14} is:



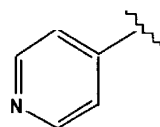
(i)



(ii)

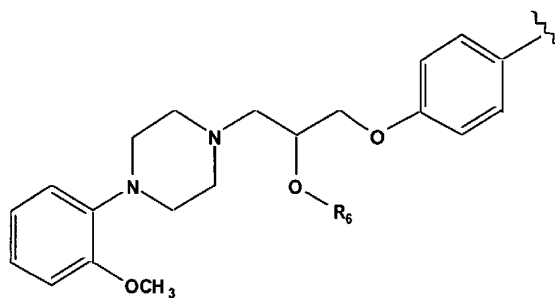


(iii)



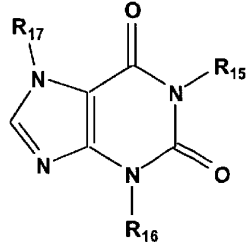
or

(iv)



wherein R_6 is as defined herein, with the proviso that at least one of the variables R_4 , or R_6 must contain the element "T-Q";

wherein the compound of formula (VI) is:



VI

17/02/04

wherein,

R_{15} is a hydrogen, a lower alkyl, R_4 , or $-(CH_2)_4-C(CH_3)_2-O-D_1$;

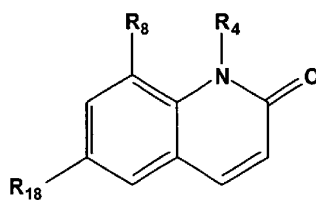
wherein R_4 is as defined herein;

R_{16} is a lower alkyl; and

R_{17} is a hydrogen, a lower alkyl, $CH_3-C(O)-CH_2-$; CH_3-O-CH_2- , or D with

the proviso that either R_{15} or R_{17} must contain D, wherein D and D_1 are as defined herein;

wherein the compound of formula (VII) is:

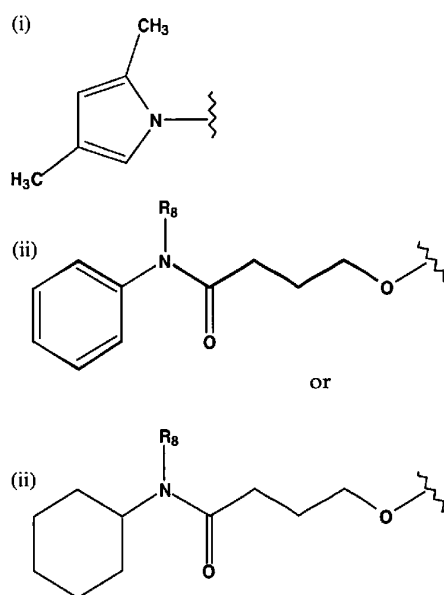


VII

wherein,

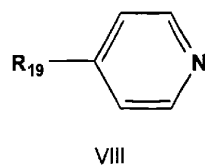
R_4 and R_8 are as defined herein; and

R_{18} is:



and wherein R_8 is as defined herein; with the proviso that R_4 cannot be hydrogen;

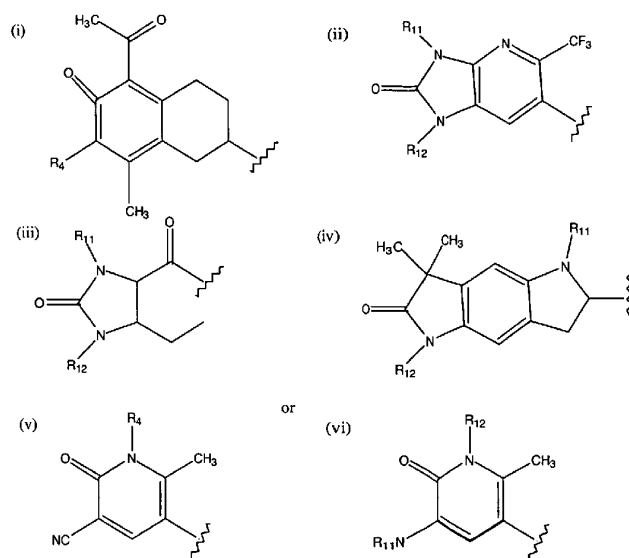
wherein the compound of formula (VIII) is:



wherein,

17/02/04

R_{19} is:

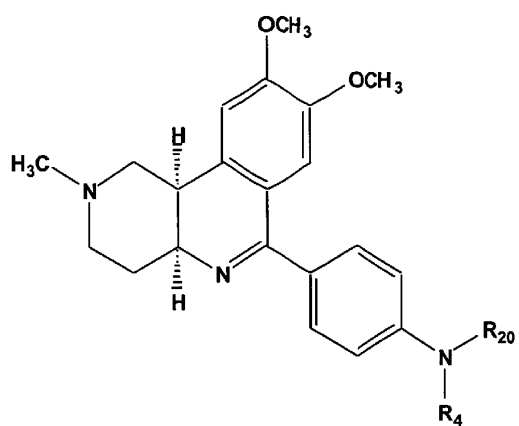


wherein

R_4 , R_{11} , and R_{12} are as defined herein; with the proviso that at least one of the variables R_4 , R_{11} or R_{12} must contain the element "T-Q";

wherein the compound of formula (IX) is:

135

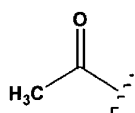


IX

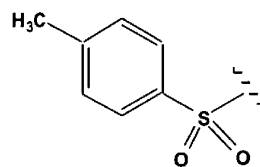
wherein,

R₂₀ is:

(i)



(ii)



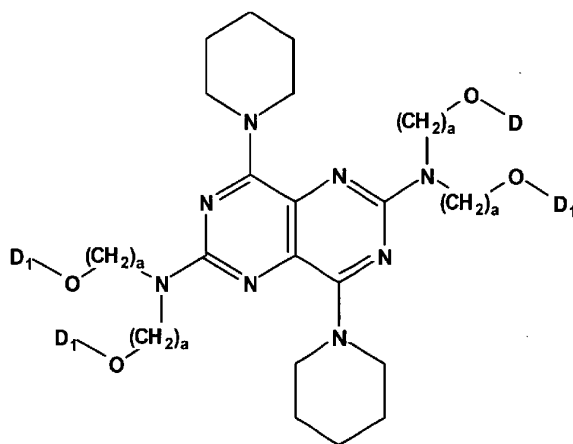
or (iii) -D;

wherein R₄ is as defined herein; with the proviso that when R₂₀ is not D, then

R₄ cannot be hydrogen;

17/02/04

wherein the compound of formula (X) is:

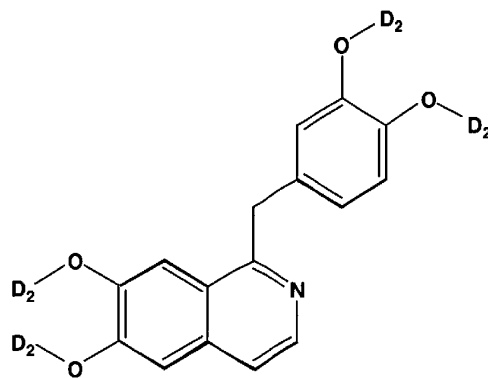


X

wherein,

a is an integer from 2 to 3 and D and D_1 are as defined herein;

wherein the compound of formula (XI) is:



XI

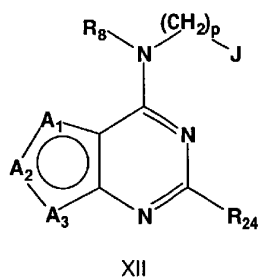
17/02/04

wherein

D_2 is hydrogen, a lower alkyl or D;

wherein D is as defined herein; with the proviso that at least one D_2 must be D;

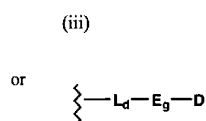
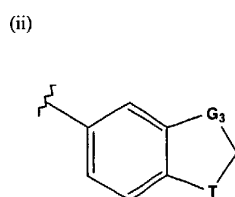
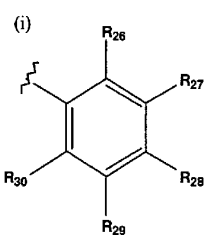
wherein the compound of formula (XII) is:



wherein,

R_8 is as defined herein;

J is:

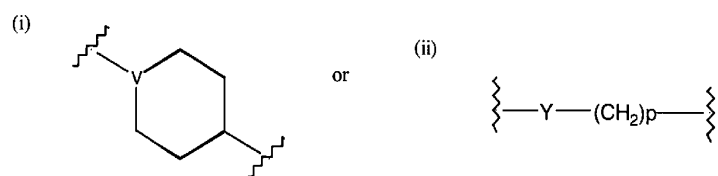


R_{24} is hydrogen or K-G-D;

wherein,

17/02/04

K is:



G₃ is (CH), (CH₂), oxygen, sulfur or nitrogen;

V is carbon or nitrogen;

A₁, A₂ and A₃ comprise the other subunits of a 5- or 6-membered monocyclic aromatic ring and each is independently

(i) C-R₂₃ wherein R₂₃ at each occurrence is independently D, a hydrogen, a halogen, an alkoxy, a nitrile, an alkyl, an arylalkyl, an alkylaryl, a carboxamido, a carboxyl, a haloalkyl, an alkoxyalkyl, an alkoxyaryl or a nitro;

(ii) sulfur;

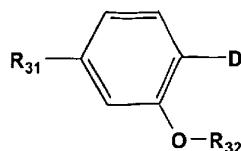
(iii) oxygen; and

(iv) B_a=B_b wherein B_a and B_b are each independently nitrogen or C-R₂₃ wherein at each occurrence R₂₃ is as defined herein; and

wherein R₂₆, R₂₇, R₂₈, R₂₉, and R₃₀ are independently a hydrogen, a halogen, a hydroxy, a haloalkyl, an alkoxy, an alkoxyalkyl, an alkoxyaryl, an alkoxyhaloalkyl, a nitrile, a nitro, an alkyl, an alkylaryl, an arylalkyl, a hydroxy alkyl, a carboxamido, or a carboxyl; and wherein d, g, p, E, L, G, T, Y and D are as defined herein; with the proviso that at least one of the variables A₁, A₂, A₃, J or R₂₄ must contain the element "-T-Q" or "D";

17/02/04

wherein the compound of formula (XIII) is:



XIII

wherein,

R_{31} is an alkyl, a halogen, a haloalkyl, or a haloalkoxy;

R_{32} is D_1 or $-C(O)-R_8$; and

D , D_1 and R_8 are as defined herein.

53. The method of claim 52, wherein the disease induced by the increased metabolism of cyclic guanosine 3',5'-monophosphate is hypertension, pulmonary hypertension, congestive heart failure, renal failure, myocardial infraction, stable, unstable and variant (Prinzmetal) angina, atherosclerosis, cardiac edema, renal insufficiency, nephrotic edema, hepatic edema, stroke, asthma, bronchitis, chronic obstructive pulmonary disease, cystic fibrosis, dementia, immunodeficiency, premature labor, dysmenorrhoea, benign prostatic hyperplasia, bladder outlet obstruction, incontinence, a condition of reduced blood vessel patency, postpercutaneous transluminal coronary angioplasty, peripheral vascular disease, allergic rhinitis, glaucoma, or a disease characterized by a gut motility disorder.

54. The method of claim 52, wherein the compound of formula I is a nitrosated vesnarinone, a nitrosylated vesnarinone, a nitrosated and

17/02/04

nitrosylated vesnarinone, a nitrosated Org 20241, a nitrosylated Org 20241 or a nitrosated and nitrosylated Org 20241;

wherein the compound of formula II is a nitrosated posicor, a nitrosylated posicor, a nitrosated and nitrosylated posicor, a nitrosated 6-bromo-1,5-dihydro-imidazo[2,1-b]quinazolin-2(3H)-one, a nitrosylated 6-bromo-1,5-dihydro-imidazo[2,1-b]quinazolin-2(3H)-one, a nitrosated and nitrosylated 6-bromo-1,5-dihydro-imidazo[2,1-b]quinazolin-2(3H)-one, a nitrosated R 79595, a nitrosylated R 79595, a nitrosated and nitrosylated R 79595, a nitrosated lixazinone, a nitrosylated lixazinone, or a nitrosated and nitrosylated lixazinone;

wherein the compound of formula III is a nitrosated sildenafil, a nitrosylated sildenafil, a nitrosated and nitrosylated sildenafil, a nitrosated zaprinast, a nitrosylated zaprinast, or a nitrosated and nitrosylated zaprinast;

wherein the compound of formula IV is a nitrosated ICI 153,110, a nitrosylated ICI 153,110, a nitrosated and nitrosylated ICI 153,110, a nitrosated motapizone, a nitrosylated motapizone, a nitrosated and nitrosylated motapizone, a nitrosated pimobenden, a nitrosylated pimobenden, a nitrosated and nitrosylated pimobenden, a nitrosated siguazodan, a nitrosylated siguazodan, a nitrosated and nitrosylated siguazodan, a nitrosated imazodan, a nitrosylated imazodan, a nitrosated and nitrosylated imazodan, a nitrosated CI 930, a nitrosylated CI 930, a nitrosated and nitrosylated CI 930, a nitrosated 4,5-dihydro-5-methyl-6-[4-(4-oxo-1(4H)-pyridinyl)phenyl]-3(2H)-pyridazinone, a nitrosylated 4,5-dihydro-5-methyl-6-[4-(4-oxo-1(4H)-pyridinyl)phenyl]-3(2H)-pyridazinone, a nitrosated and nitrosylated 4,5-dihydro-5-methyl-6-[4-(4-oxo-1(4H)-pyridinyl)phenyl]-3(2H)-pyridazinone, a nitrosated EMD 53998, a nitrosylated EMD 53998 or a nitrosated and nitrosylated EMD 53998; wherein the compound of formula V is a nitrosated saterinone, a nitrosylated saterinone, a nitrosated and nitrosylated saterinone, a nitrosated WIN 63291, a nitrosylated WIN 63291, a nitrosated and nitrosylated WIN 63291, a nitrosated

17/02/04

milrinone, a nitrosylated milrinone, a nitrosated and nitrosylated milrinone, a nitrosated loprinone, a nitrosylated loprinone, or a nitrosated and nitrosylated loprinone;

wherein the compound of formula VI is a nitrosated albifylline, a nitrosylated albifylline, a nitrosated and nitrosylated albifylline, a nitrosated tobafyline, a nitrosylated tobafyline, a nitrosated and nitrosylated tobafyline, a nitrosated denbufyline, a nitrosylated denbufyline, a nitrosated and nitrosylated denbufyline, a nitrosated doxofyline, a nitrosylated doxofyline, a nitrosated and nitrosylated doxofyline, a nitrosated theophylline, a nitrosylated theophylline, a nitrosated and nitrosylated theophylline, a nitrosated pentoxifyline, a nitrosylated pentoxifyline, a nitrosated and nitrosylated pentoxifyline;

wherein the compound of formula VII is a nitrosated 4-[(1,2-dihydro-2-oxo-6-quinolinyloxy)-N-ethyl-N-phenyl-butanamide, a nitrosylated 4-[(1,2-dihydro-2-oxo-6-quinolinyloxy)-N-ethyl-N-phenyl-butanamide, a nitrosated and nitrosylated 4-[(1,2-dihydro-2-oxo-6-quinolinyloxy)-N-ethyl-N-phenyl-butanamide, a nitrosated 4-[(1,2-dihydro-2-oxo-6-quinolinyloxy)-N-methyl-N-phenyl-butanamide, a nitrosylated 4-[(1,2-dihydro-2-oxo-6-quinolinyloxy)-N-methyl-N-phenyl-butanamide, a nitrosated and nitrosylated 4-[(1,2-dihydro-2-oxo-6-quinolinyloxy)-N-methyl-N-phenyl-butanamide, a nitrosated N-butyl-4-[(1,2-dihydro-2-oxo-6-quinolinyloxy)-N-phenyl-butanamide, a nitrosylated N-butyl-4-[(1,2-dihydro-2-oxo-6-quinolinyloxy)-N-phenyl-butanamide, a nitrosated and nitrosylated N-butyl-4-[(1,2-dihydro-2-oxo-6-quinolinyloxy)-N-phenyl-butanamide, a nitrosated nanterinone, a nitrosylated nanterinone or a nitrosated and nitrosylated nanterinone;

wherein the compound of formula VIII is a nitrosated MS 857, a nitrosylated MS 857, a nitrosated and nitrosylated MS 857, a nitrosated WIN 62582, a nitrosylated WIN 62582, a nitrosated and nitrosylated WIN 62582, a

17/02/04

nitrosated piroximone, a nitrosylated piroximone, or a nitrosated and nitrosylated piroximone;

wherein the compound of formula IX is a nitrosated tolafentrine, a nitrosylated tolafentrine, a nitrosated and nitrosylated tolafentrine, a nitrosated benafentrine, a nitrosylated benafentrine or a nitrosated and nitrosylated benafentrine; wherein the compounds of formula X is a nitrosated dipyridomole, a nitrosylated dipyridomole, a nitrosated and nitrosylated dipyridomole; wherein the compounds of formula XI is a nitrosated papervine, a nitrosylated papervine, a nitrosated and nitrosylated papervine;

wherein the compounds of formula XII is a nitrosated E 4021, a nitrosylated E 4021, a nitrosated and nitrosylated E 4021;

wherein the compounds of formula XIII is a nitrosated trifusal, a nitrosylated trifusal, a nitrosated and nitrosylated trifusal.

55. The method of claim 52 further comprising at least one compound that donates, transfers, or releases nitric oxide, or induces the production of endogenous nitric oxide or endothelium-derived relaxing factor or is a substrate for nitric oxide synthase or at least one vasoactive agent.

56. The method of claim 55, wherein the vasoactive agent is a potassium channel activator, a calcium blocker, an α -blocker, a β -blocker, adenosine, an ergot alkaloid, a vasoactive intestinal peptide, a dopamine agonist, an opioid antagonist, a prostaglandin, an endothelin antagonist or a mixture thereof.

57. The method of claim 55, wherein the compound that donates, transfers, or releases nitric oxide, or induces the production of endogenous nitric oxide or endothelium-derived relaxing factor or is a substrate for nitric oxide synthase is an S-nitrosothiol.

17/02/04

58. The method of claim 57, wherein the S-nitrosothiol is S-nitroso-N-acetylcysteine, S-nitroso-captopril, S-nitroso-N-acetylpenicillamine, S-nitroso-homocysteine, S-nitroso-cysteine or S-nitroso-glutathione.

59. The method of claim 57, wherein the S-nitrosothiol is:

- (i) $\text{HS}(\text{C}(\text{R}_e)(\text{R}_f))_m\text{SNO}$;
- (ii) $\text{ONS}(\text{C}(\text{R}_e)(\text{R}_f))_m\text{R}_e$; or
- (iii) $\text{H}_2\text{N}-\text{CH}(\text{CO}_2\text{H})-(\text{CH}_2)_m-\text{C}(\text{O})\text{NH}-\text{CH}(\text{CH}_2\text{SNO})-\text{C}(\text{O})\text{NH}-\text{CH}_2-$

CO_2H ;

wherein m is an integer of from 2 to 20;

R_e and R_f are each independently a hydrogen, an alkyl, a cycloalkoxy, a halogen, a hydroxy, an hydroxyalkyl, an alkoxyalkyl, an arylheterocyclic ring, an alkylaryl, a cycloalkylalkyl, a heterocyclicalkyl, an alkoxy, a haloalkoxy, an amino, an alkylamino, a dialkylamino, an arylamino, a diarylamino, an alkylaryl amino, an alkoxyhaloalkyl, a haloalkoxy, a sulfonic acid, an alkylsulfonic acid, an arylsulfonic acid, an arylalkoxy, an alkylthio, an arylthio, a cyano, an aminoalkyl, an aminoaryl, an alkoxy, an aryl, an arylalkyl, an alkylaryl, a carboxamido, a alkyl carboxamido, an aryl carboxamido, an amidyl, a carboxyl, a carbamoyl, an alkylcarboxylic acid, an arylcarboxylic acid, an ester, a carboxylic ester, an alkylcarboxylic ester, an arylcarboxylic ester, a haloalkoxy, a sulfonamido, an alkylsulfonamido, an arylsulfonamido, a urea, a nitro, or -T-Q; or

R_e and R_f taken together with the carbon atoms to which they are attached are a carbonyl, a methanthial, a heterocyclic ring, a cycloalkyl group or a bridged cycloalkyl group;

Q is -NO or -NO₂; and

T is independently a covalent bond, an oxygen, S(O)_n or NR_i, wherein n is an integer from 0 to 2, and R_i is a hydrogen, an alkyl, an aryl, an

17/02/04

alkylcarboxylic acid, an aryl carboxylic acid, an alkylcarboxylic ester, an arylcarboxylic ester, an alkylcarboxamido, an arylcarboxamido, an alkylaryl, an alkylsulfinyl, an alkylsulfonyl, an arylsulfinyl, an arylsulfonyl, a sulfonamido, carboxamido, $-\text{CH}_2-\text{C}(\text{T}-\text{Q})(\text{R}_e)(\text{R}_f)$, or $-(\text{N}_2\text{O}_2^-)\text{M}^+$, wherein M^+ is an organic or inorganic cation; with the proviso that when R_f is $-\text{CH}_2-\text{C}(\text{T}-\text{Q})(\text{R}_e)(\text{R}_f)$ or $-(\text{N}_2\text{O}_2^-)\text{M}^+$; then " $\text{T}-\text{Q}$ " can be a hydrogen, an alkyl group, an alkoxyalkyl group, an aminoalkyl group, a hydroxy group or an aryl group.

60. The method of claim 55, wherein the compound that donates, transfers, or releases nitric oxide, or induces the production of endogenous nitric oxide or endothelium-derived relaxing factor or is a substrate for nitric oxide synthase is L-arginine, L-homoarginine, N-hydroxy-L-arginine, nitrosated L-arginine, nitrosylated L-arginine, nitrosated N-hydroxy-L-arginine, nitrosylated N-hydroxy-L-arginine, an inhibitor of the enzyme arginase, citrulline, ornithine or glutamine.

61. The method of claim 55, wherein the compound that donates, transfers, or releases nitric oxide, or induces the production of endogenous nitric oxide or endothelium-derived relaxing factor or is a substrate for nitric oxide synthase is:

- (i) a compound that comprises at least one ON-O-, ON-N- or ON-C-group;
- (ii) a compound that comprises at least one $\text{O}_2\text{N}-\text{O}-$, $\text{O}_2\text{N}-\text{N}-$, $\text{O}_2\text{N}-\text{S}-$ or $-\text{O}_2\text{N}-\text{C}-$ group;
- (iii) a N-oxo-N-nitrosoamine having the formula: $\text{R}^1\text{R}^2\text{N}(\text{O}-\text{M}^+)\text{-NO}$, wherein R^1 and R^2 are each independently a polypeptide, an amino acid, a sugar, an oligonucleotide, a straight or branched, saturated or unsaturated, aliphatic or aromatic, substituted or unsubstituted hydrocarbon, or a heterocyclic group, and M^+ is an organic or inorganic cation; or

17/02/04

(iv) a thionitrate having the formula: $R^1-(S)-NO_2$, wherein R^1 is a polypeptide, an amino acid, a sugar, an oligonucleotide, a straight or branched, saturated or unsaturated, aliphatic or aromatic, substituted or unsubstituted hydrocarbon, or a heterocyclic group.

62. The method of claim 61, wherein the compound comprising at least one ON-O-, ON-N- or ON-C- group is an ON-O-polypeptide, an ON-N-polypeptide, an ON-C-polypeptide, an ON-O-amino acid, an ON-N-amino acid, an ON-C-amino acid, an ON-O-sugar, an ON-N-sugar, an ON-C-sugar, an ON-O-oligonucleotide, an ON-N-oligonucleotide, an ON-C-oligonucleotide, a straight or branched, saturated or unsaturated, substituted or unsubstituted, aliphatic or aromatic ON-O-hydrocarbon, a straight or branched, saturated or unsaturated, substituted or unsubstituted, aliphatic or aromatic ON-N-hydrocarbon, a straight or branched, saturated or unsaturated, substituted or unsubstituted, aliphatic or aromatic ON-C-hydrocarbon, an ON-O-heterocyclic compound, an ON-N-heterocyclic compound or a ON-C-heterocyclic compound.

63. The method of claim 61, wherein the compound comprising at least one O_2N -O-, O_2N -N-, O_2N -S- or O_2N -C- group is an O_2N -O-polypeptide, an O_2N -N-polypeptide, an O_2N -S-polypeptide, an O_2N -C-polypeptide, an O_2N -O-amino acid, O_2N -N-amino acid, O_2N -S-amino acid, an O_2N -C-amino acid, an O_2N -O-sugar, an O_2N -N-sugar, O_2N -S-sugar, an O_2N -C-sugar, an O_2N -O-oligonucleotide, an O_2N -N-oligonucleotide, an O_2N -S-oligonucleotide, an O_2N -C-oligonucleotide, a straight or branched, saturated or unsaturated, aliphatic or aromatic, substituted or unsubstituted O_2N -O-hydrocarbon, a straight or branched, saturated or unsaturated, aliphatic or aromatic, substituted or unsubstituted O_2N -N-hydrocarbon, a straight or branched, saturated or unsaturated, aliphatic or aromatic, substituted or unsubstituted O_2N -S-

17/02/04

hydrocarbon, a straight or branched, saturated or unsaturated, aliphatic or aromatic, substituted or unsubstituted O₂N-C-hydrocarbon, an O₂N-O-heterocyclic compound, an O₂N-N-heterocyclic compound, an O₂N-S-heterocyclic compound or an O₂N-C-heterocyclic compound.

Dated this 17th day of February 2004

Nitromed, Inc

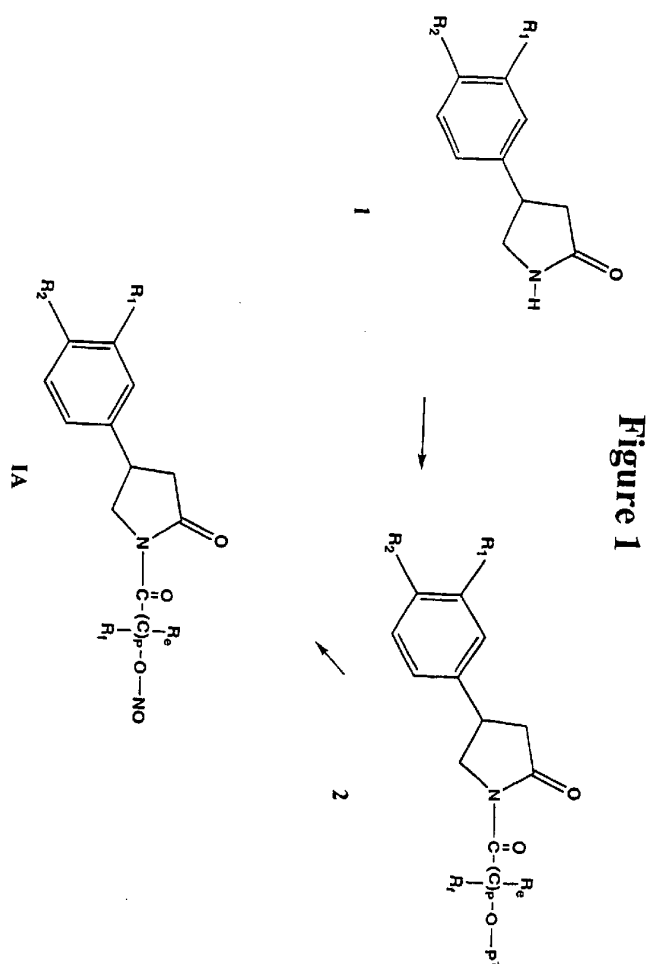
Patent Attorneys for the Applicant

PETER MAXWELL & ASSOCIATES



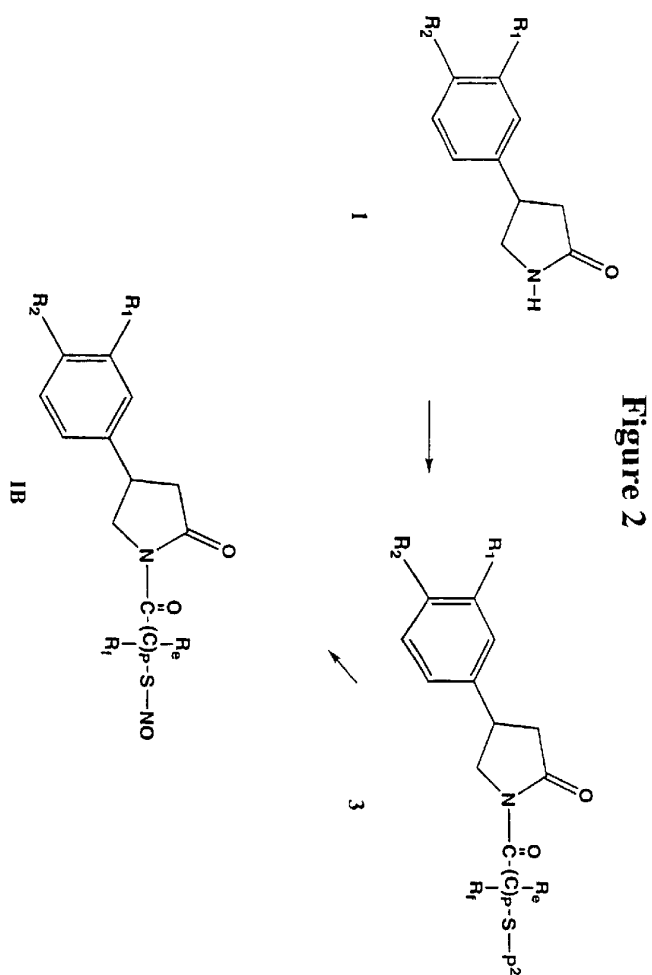
17/02/04

1/60



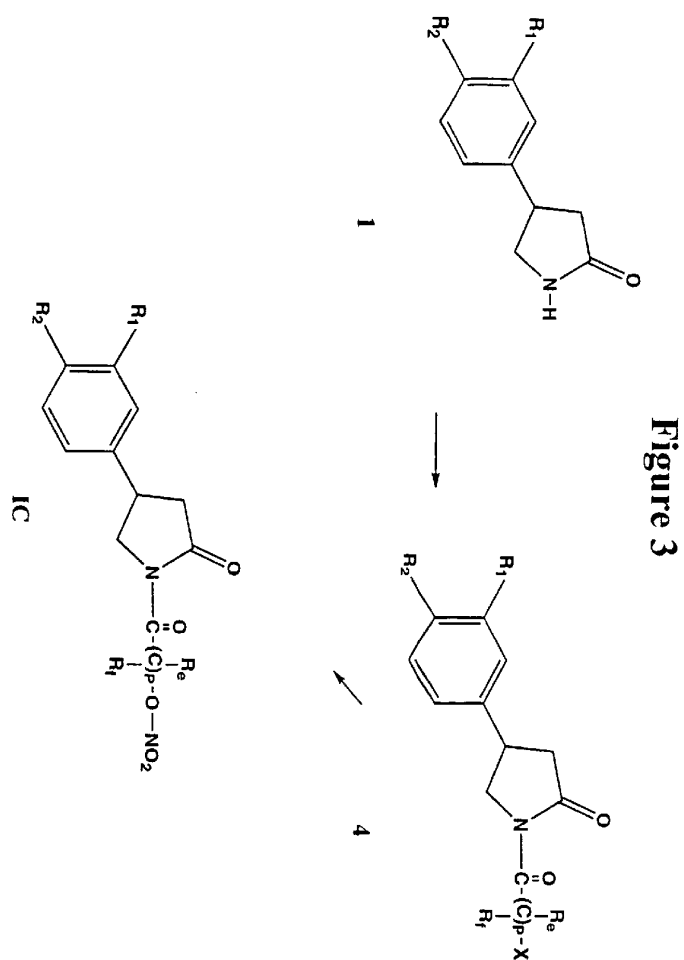
SUBSTITUTE SHEET (RULE 26)

2/60



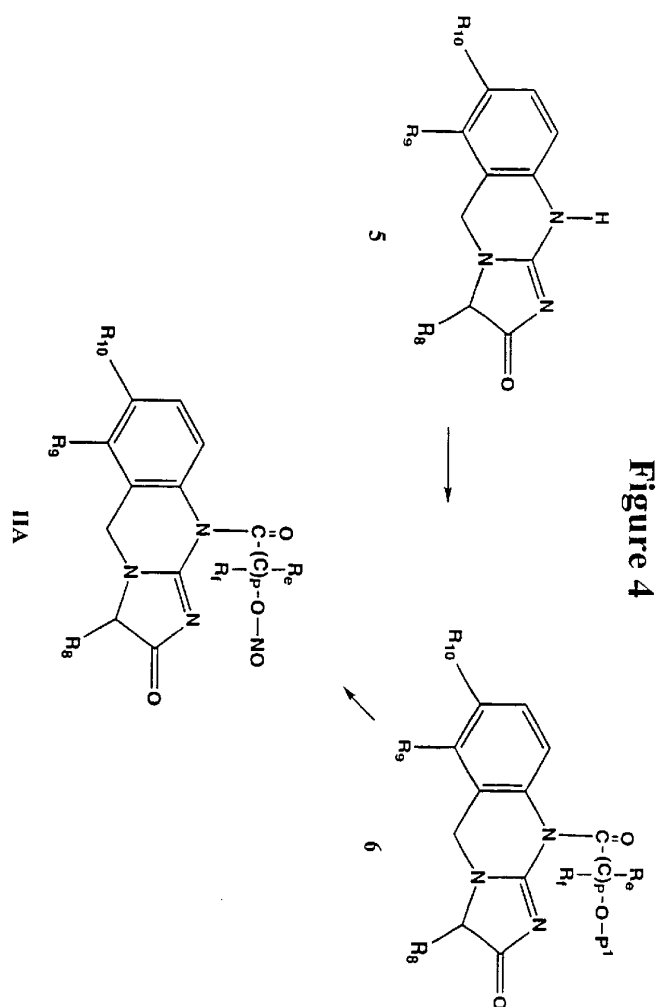
SUBSTITUTE SHEET (RULE 26)

3/60



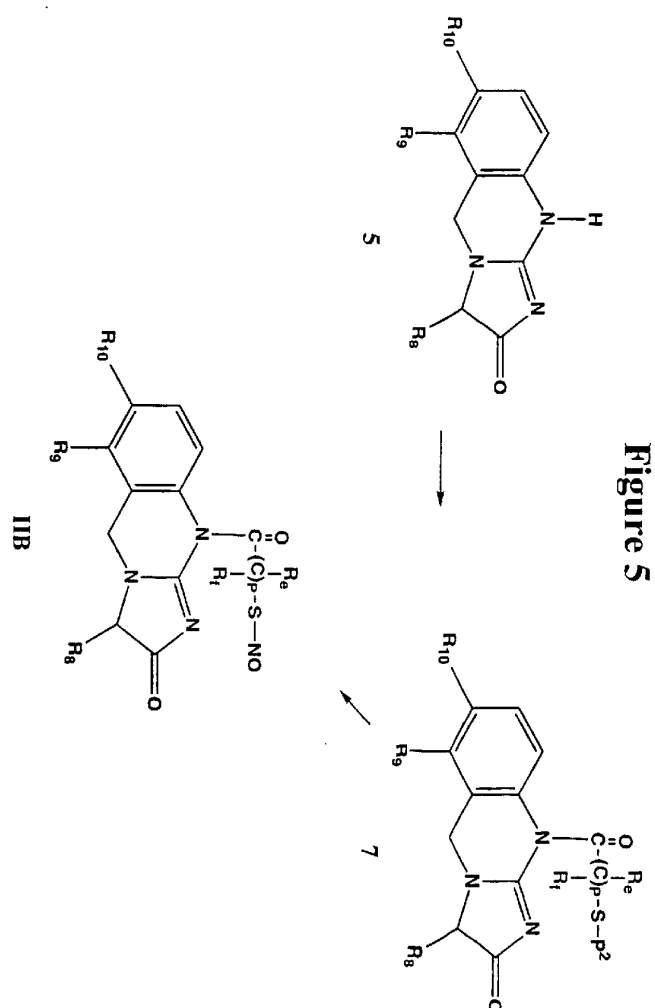
SUBSTITUTE SHEET (RULE 26)

4/60



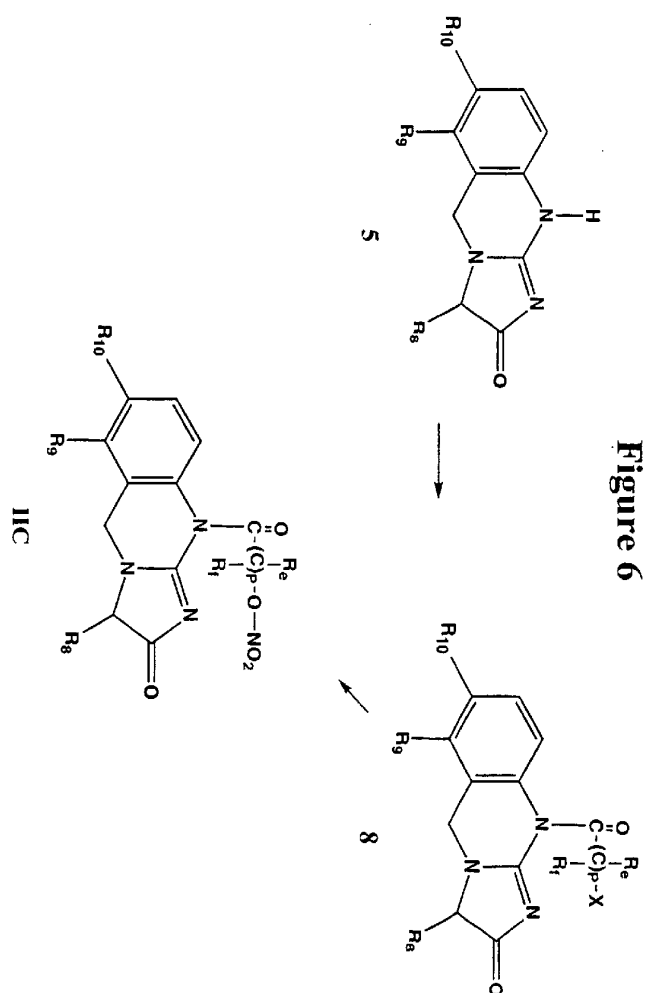
SUBSTITUTE SHEET (RULE 26)

5/60



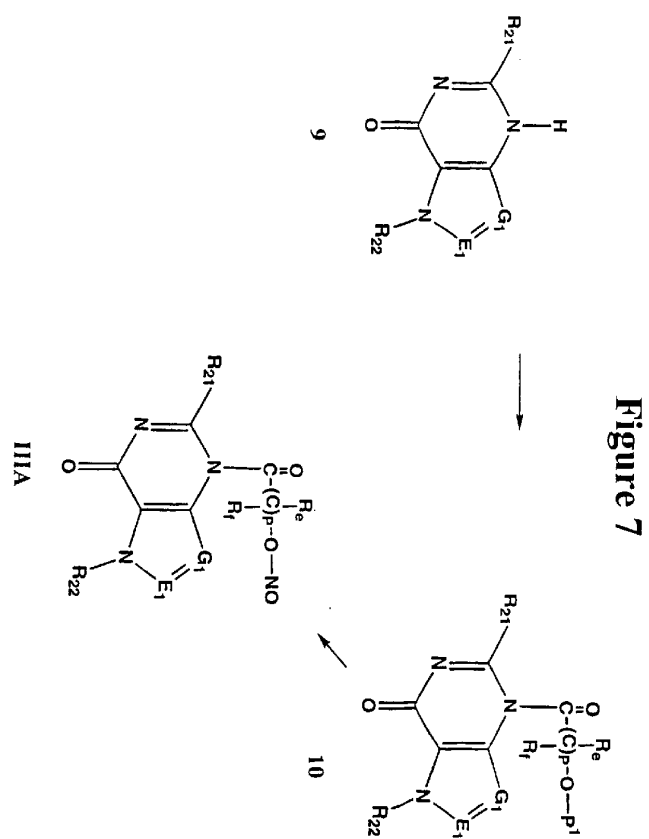
SUBSTITUTE SHEET (RULE 26)

6/60



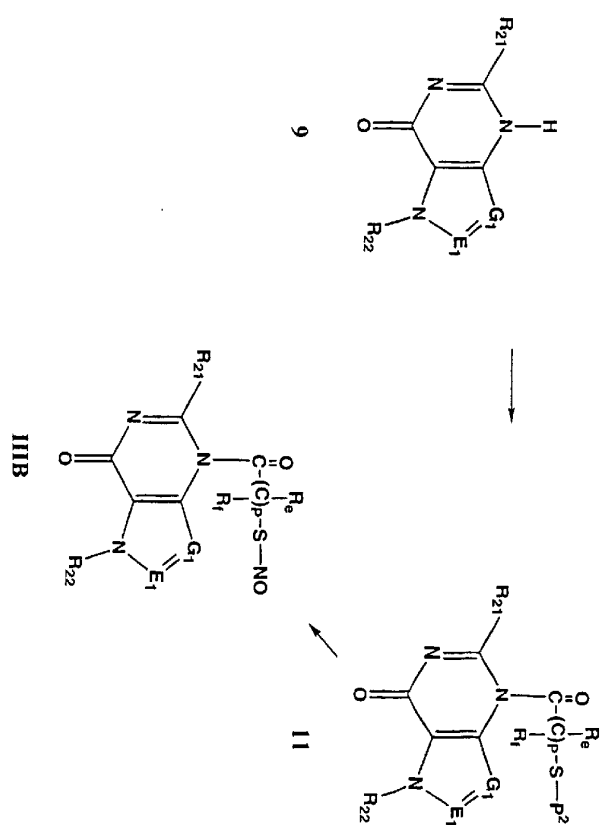
SUBSTITUTE SHEET (RULE 26)

7/60



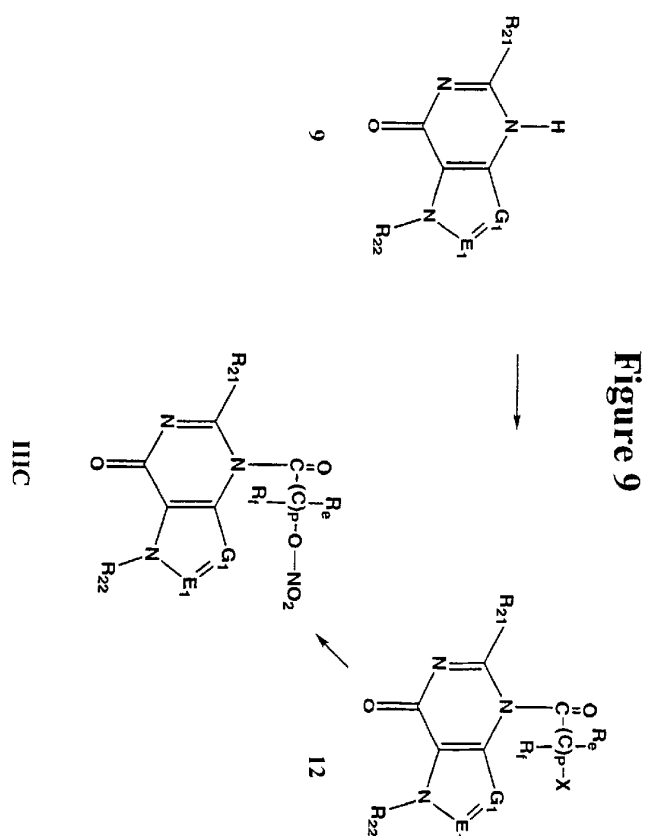
SUBSTITUTE SHEET (RULE 26)

8/60



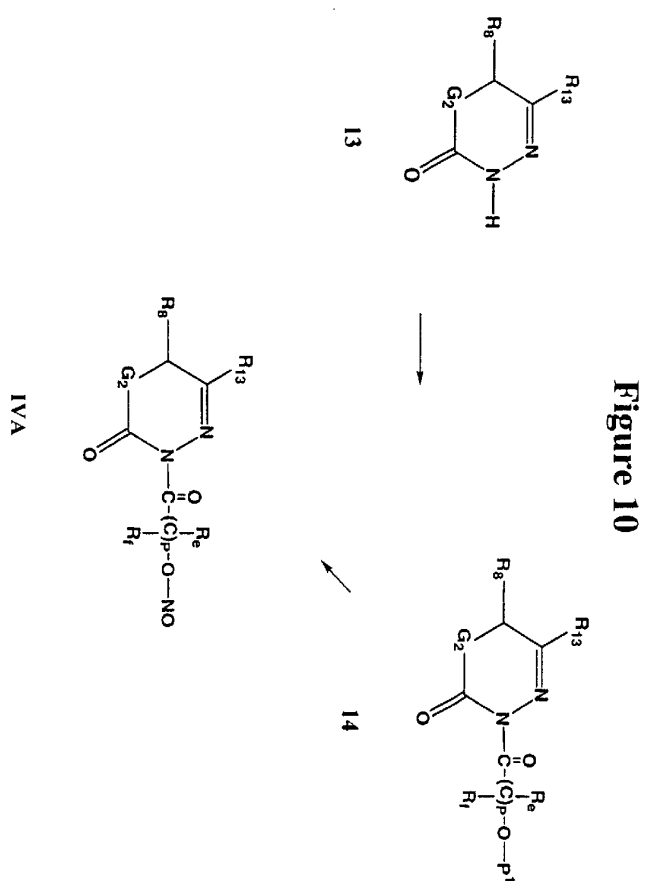
SUBSTITUTE SHEET (RULE 26)

9/60



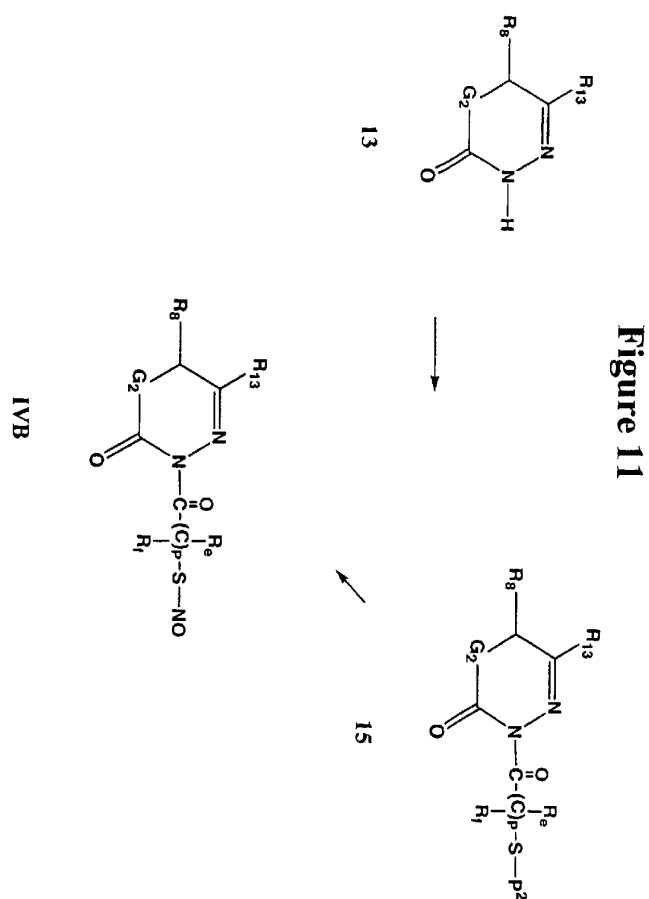
SUBSTITUTE SHEET (RULE 26)

10/60



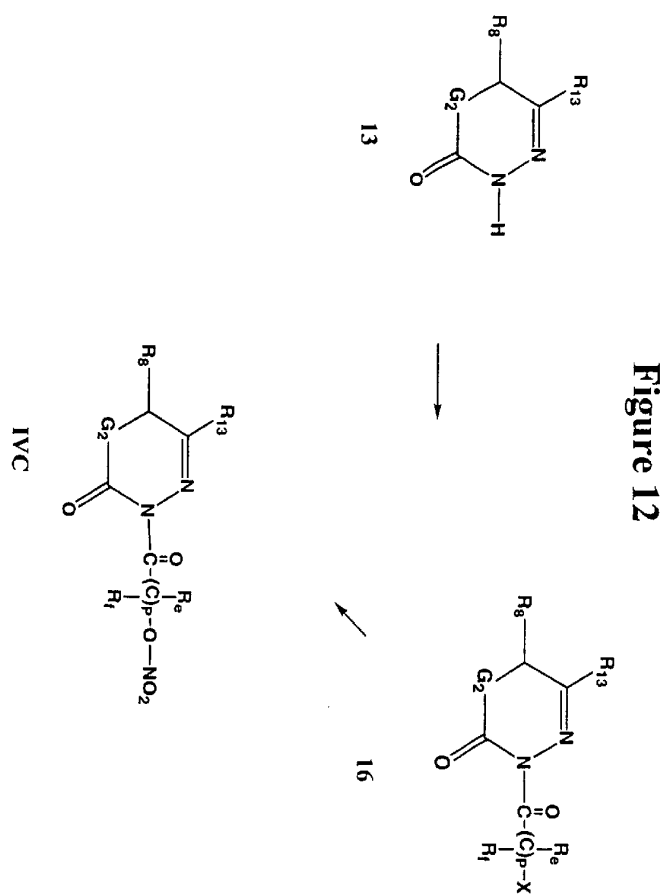
SUBSTITUTE SHEET (RULE 26)

11/60



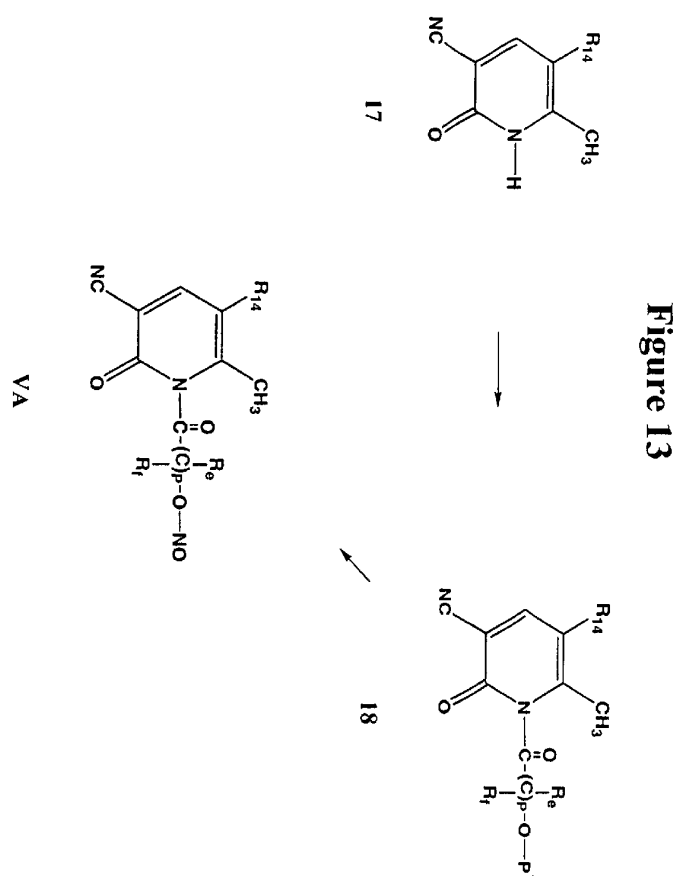
SUBSTITUTE SHEET (RULE 26)

12/60



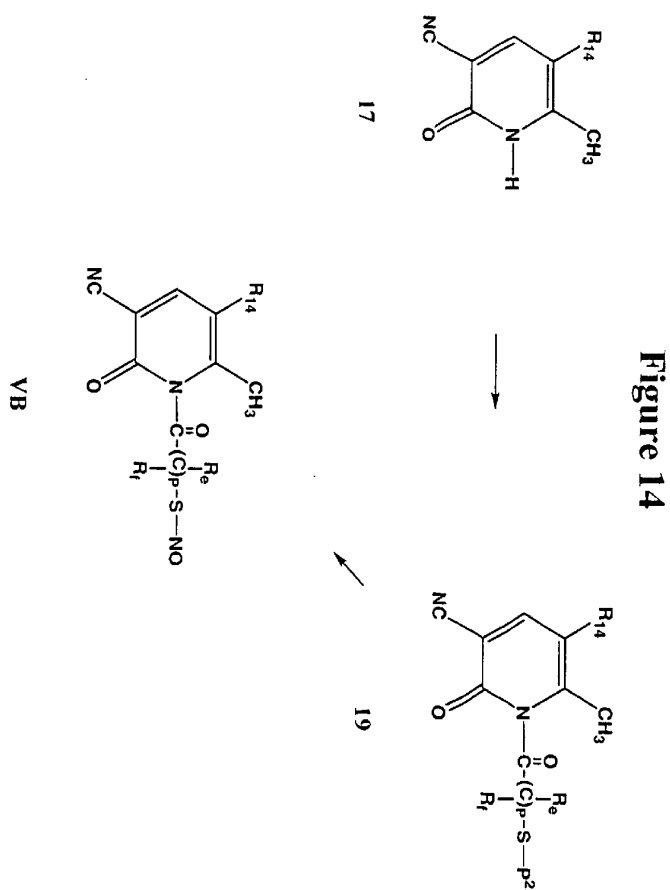
SUBSTITUTE SHEET (RULE 26)

13/60



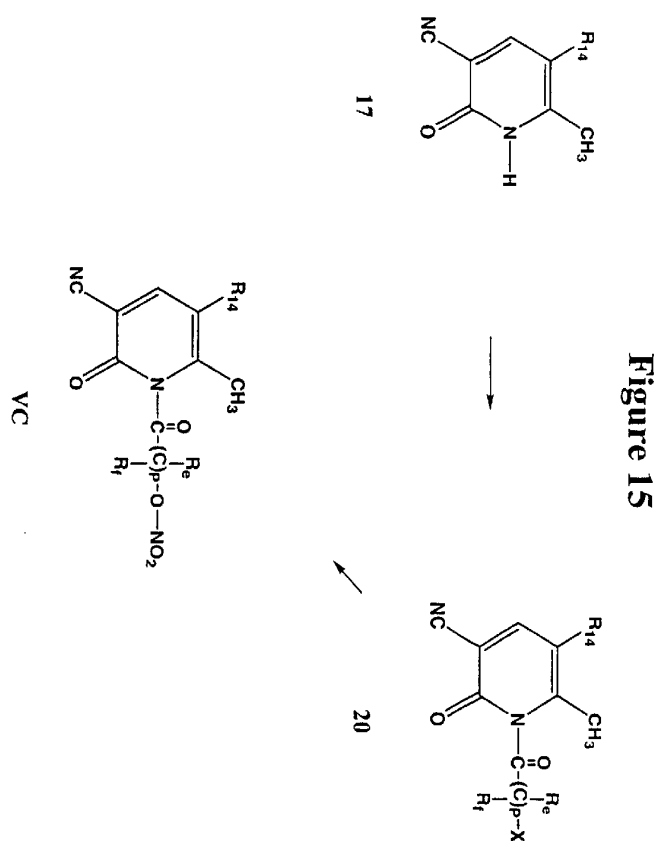
SUBSTITUTE SHEET (RULE 26)

14/60



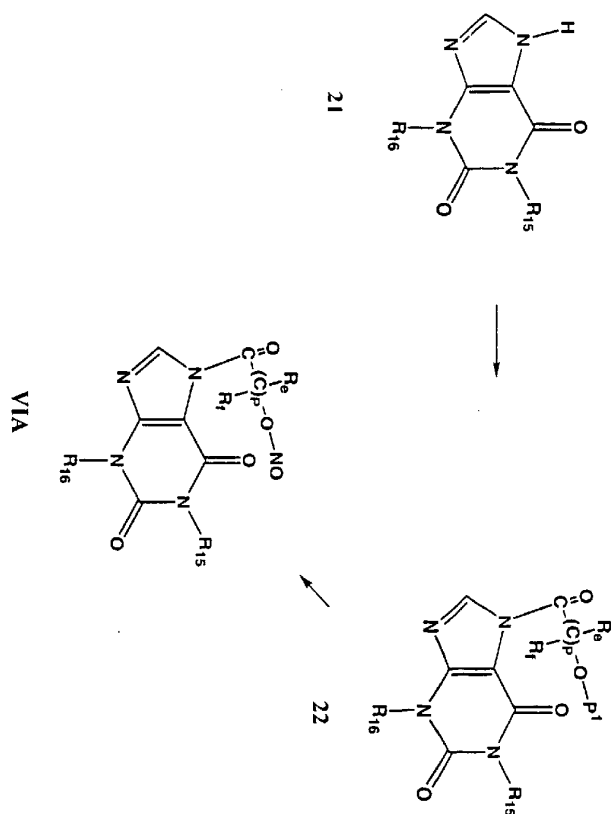
SUBSTITUTE SHEET (RULE 26)

15/60



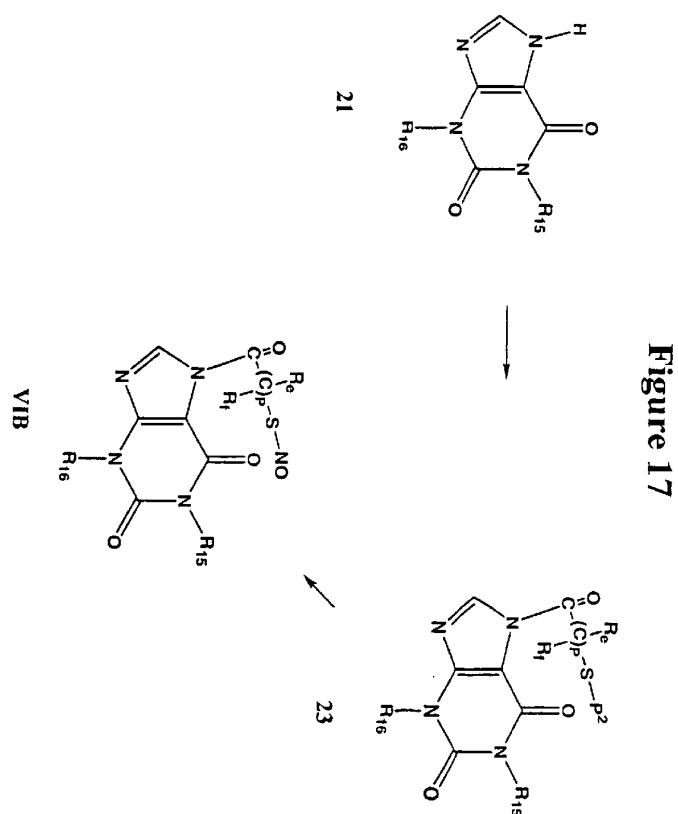
SUBSTITUTE SHEET (RULE 26)

16/60



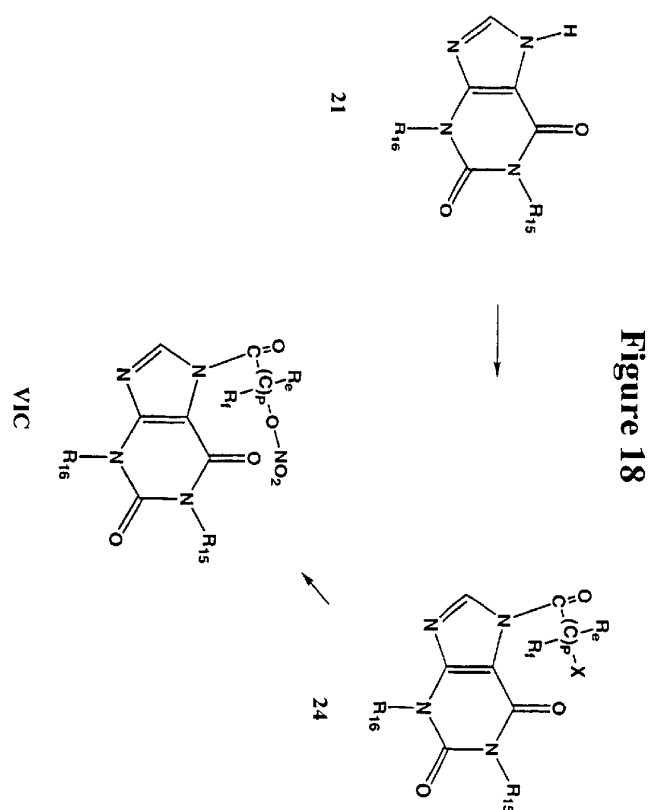
SUBSTITUTE SHEET (RULE 26)

17/60



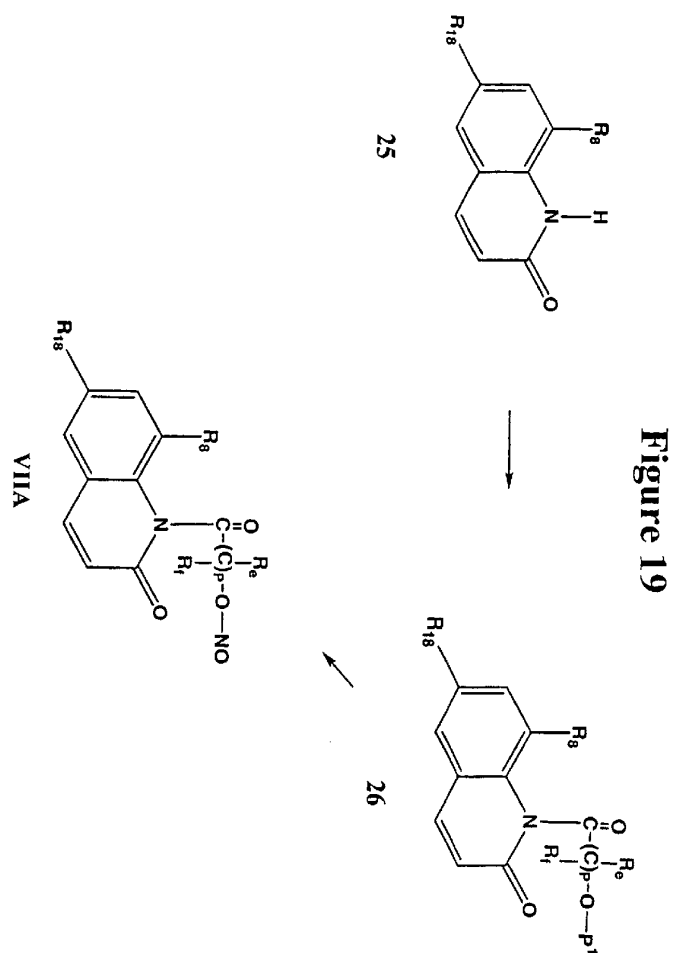
SUBSTITUTE SHEET (RULE 26)

18/60



SUBSTITUTE SHEET (RULE 26)

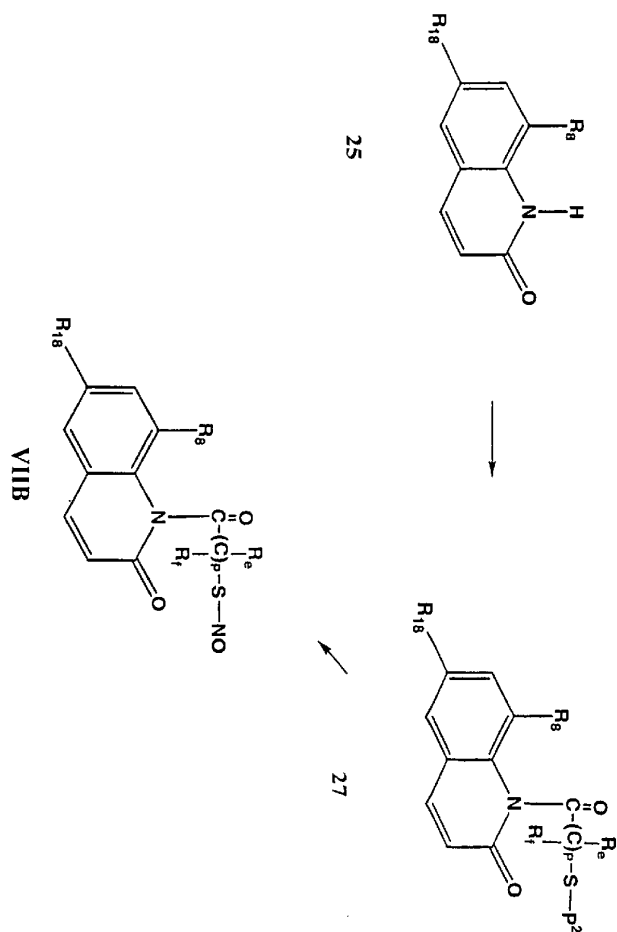
19/60



SUBSTITUTE SHEET (RULE 26)

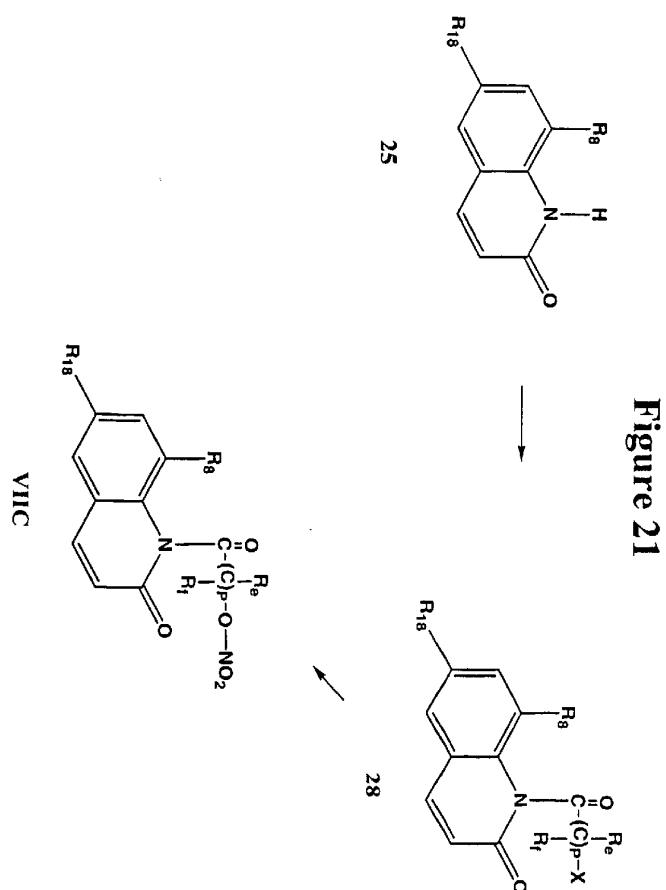
20/60

Figure 20



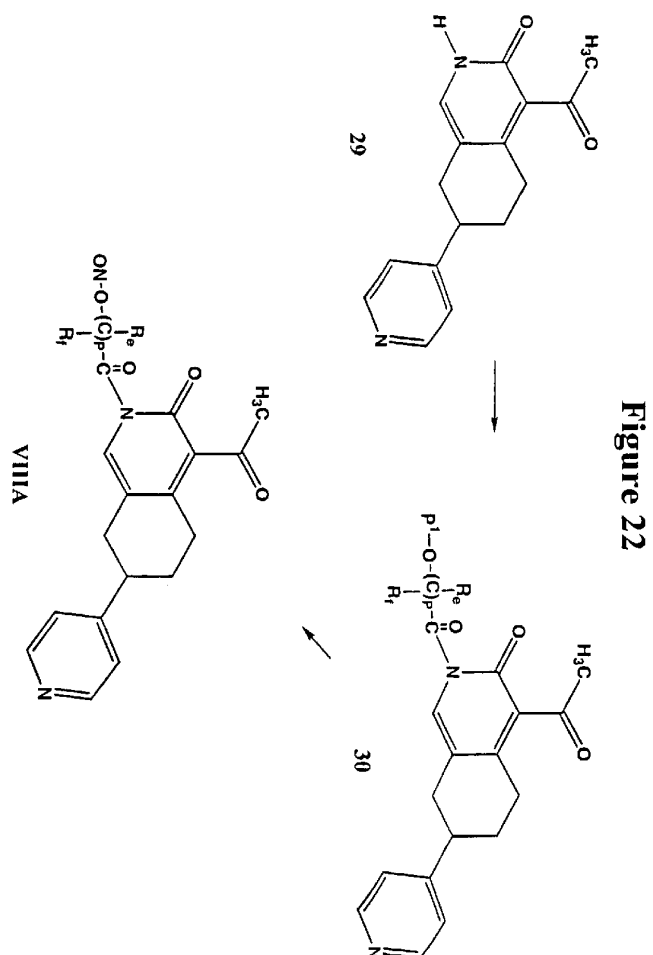
SUBSTITUTE SHEET (RULE 26)

21/60



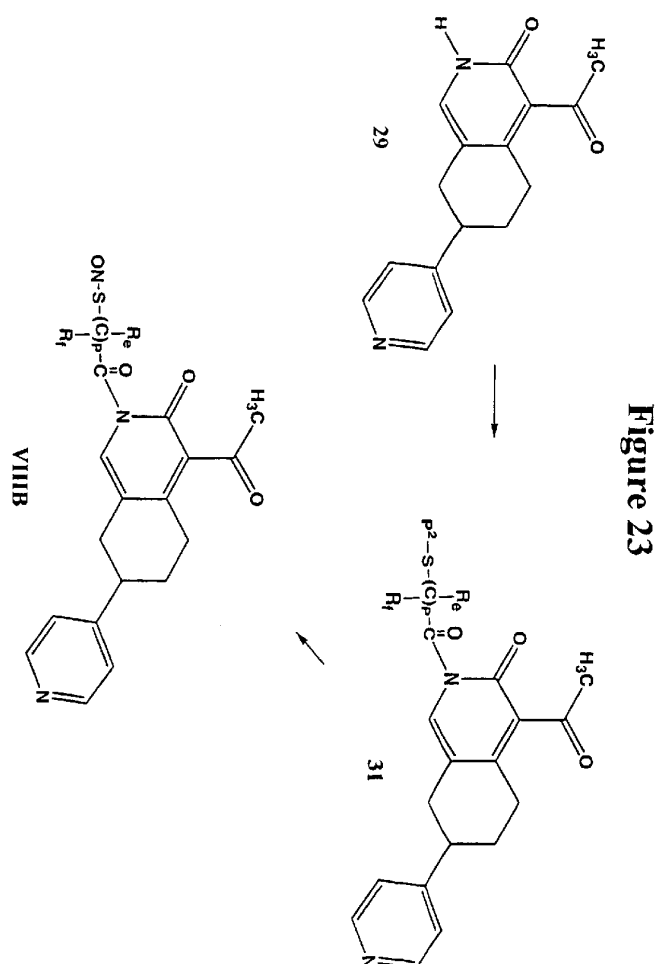
SUBSTITUTE SHEET (RULE 26)

22/60



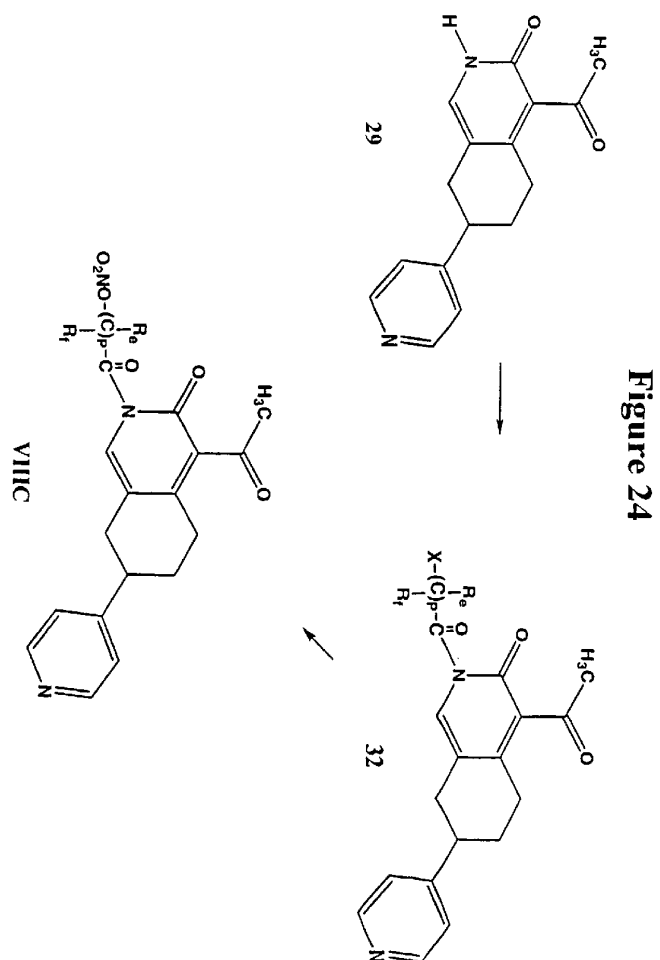
SUBSTITUTE SHEET (RULE 26)

23/60



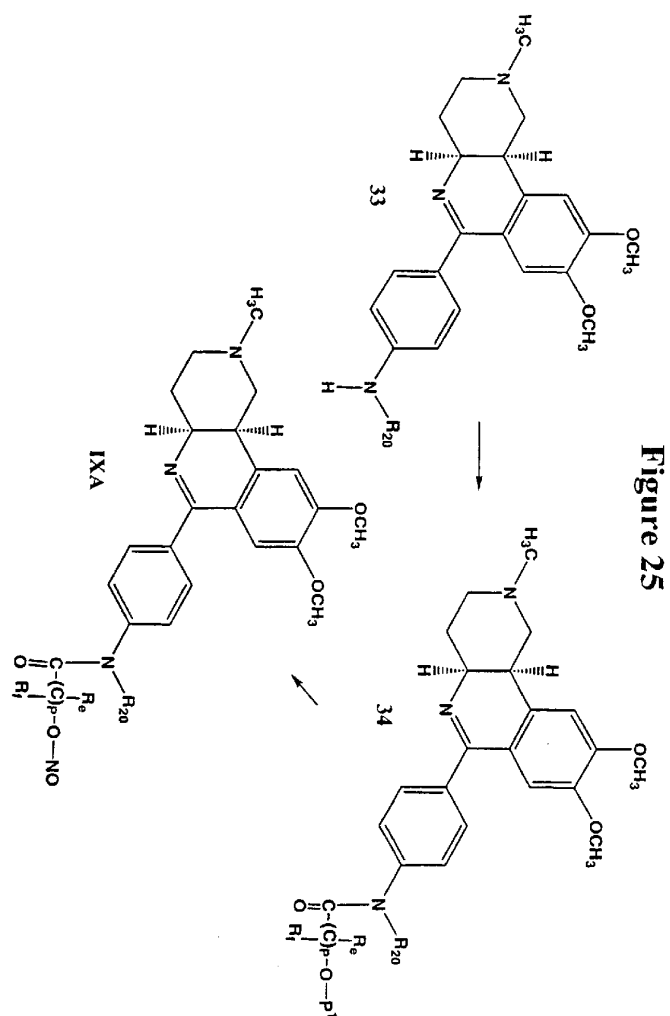
SUBSTITUTE SHEET (RULE 26)

24/60



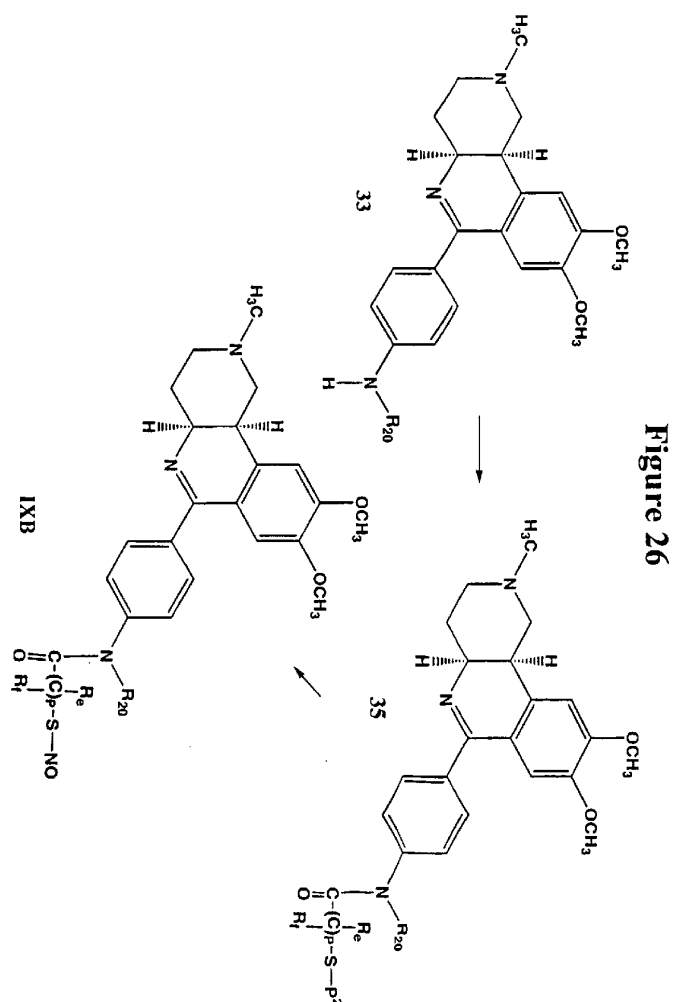
SUBSTITUTE SHEET (RULE 26)

25/60



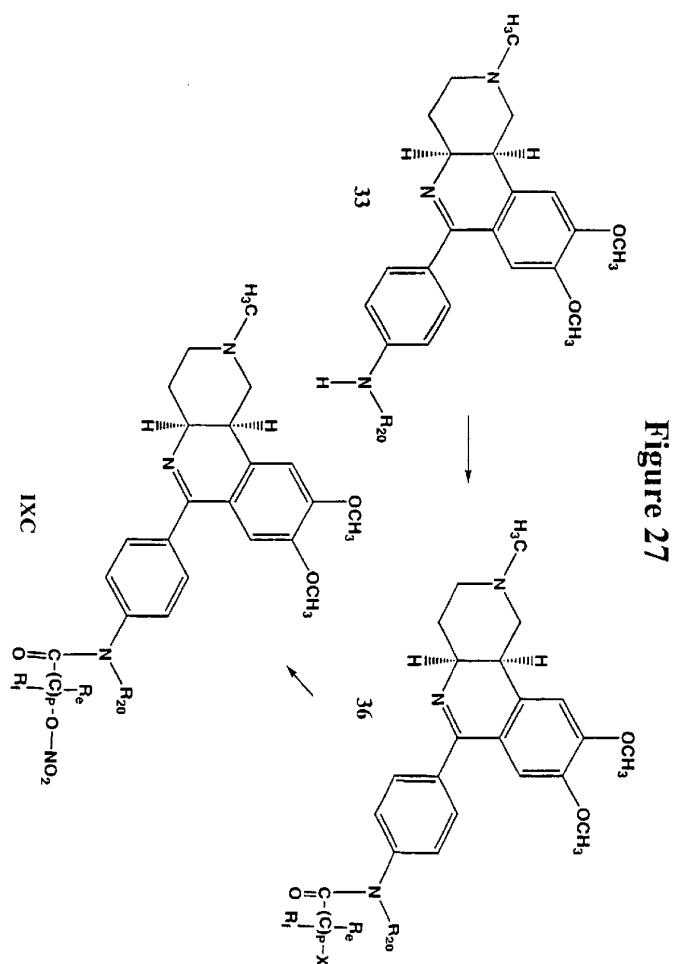
SUBSTITUTE SHEET (RULE 26)

26/60



SUBSTITUTE SHEET (RULE 26)

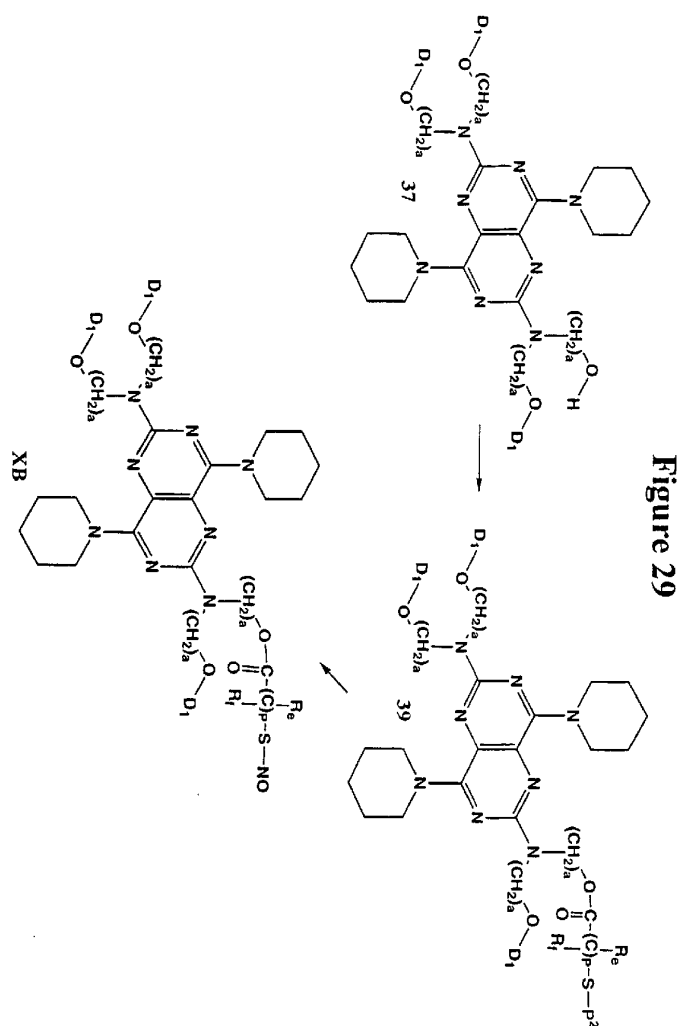
27/60



SUBSTITUTE SHEET (RULE 26)

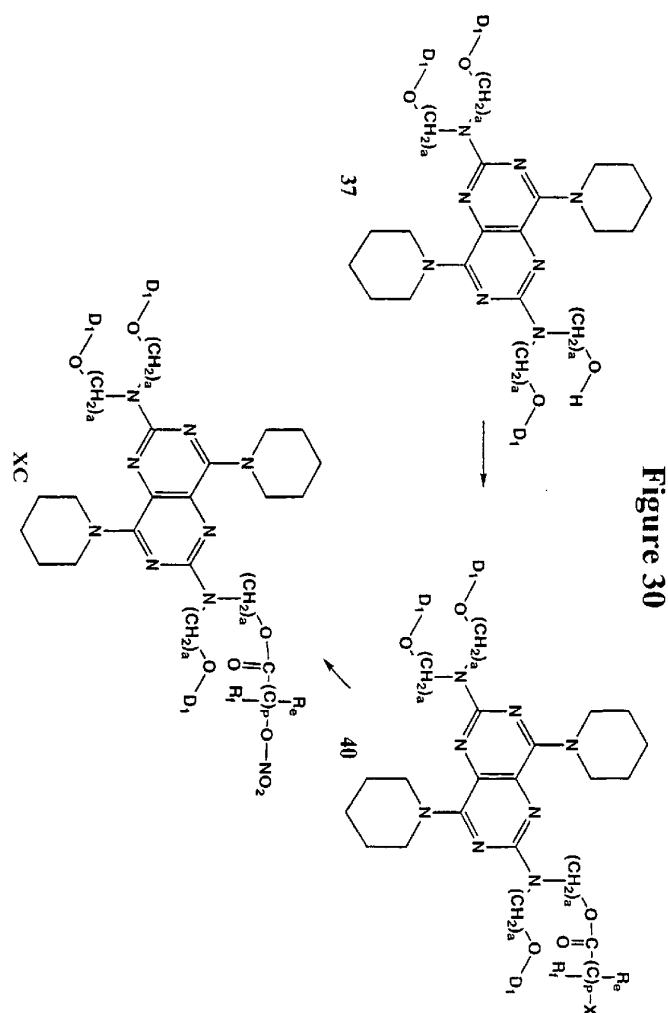
-176-

29/60



SUBSTITUTE SHEET (RULE 26)

30/60

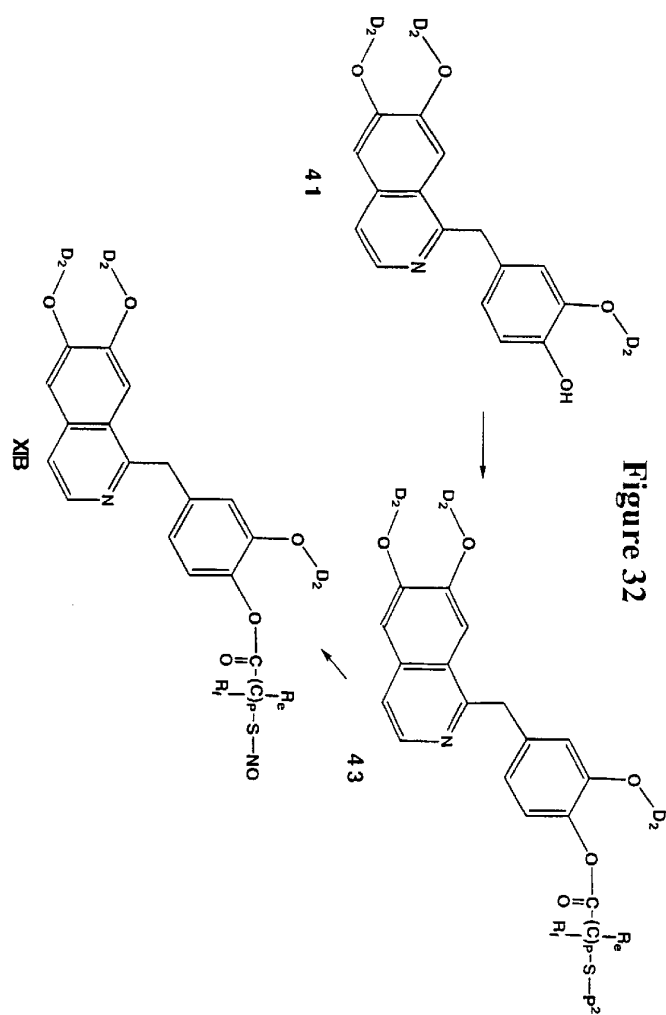


SUBSTITUTE SHEET (RULE 26)



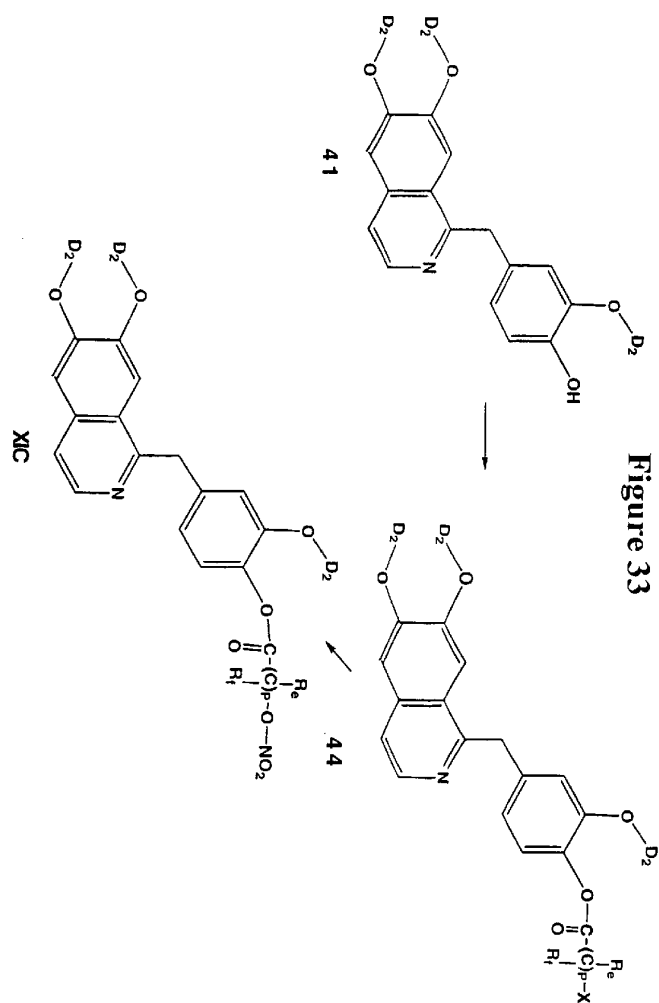
SUBSTITUTE SHEET (RULE 26)

32/60



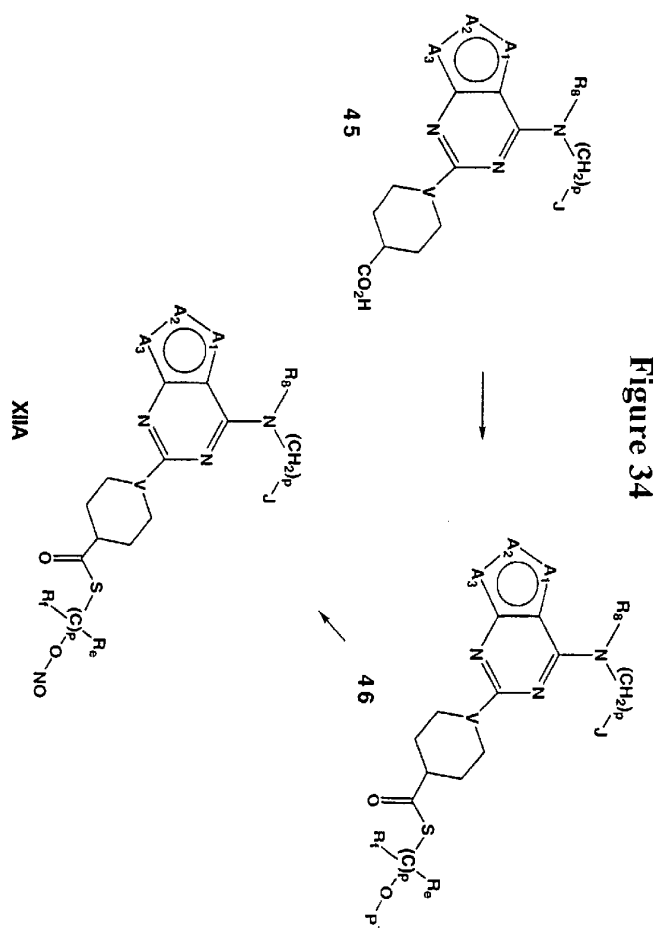
SUBSTITUTE SHEET (RULE 26)

33/60



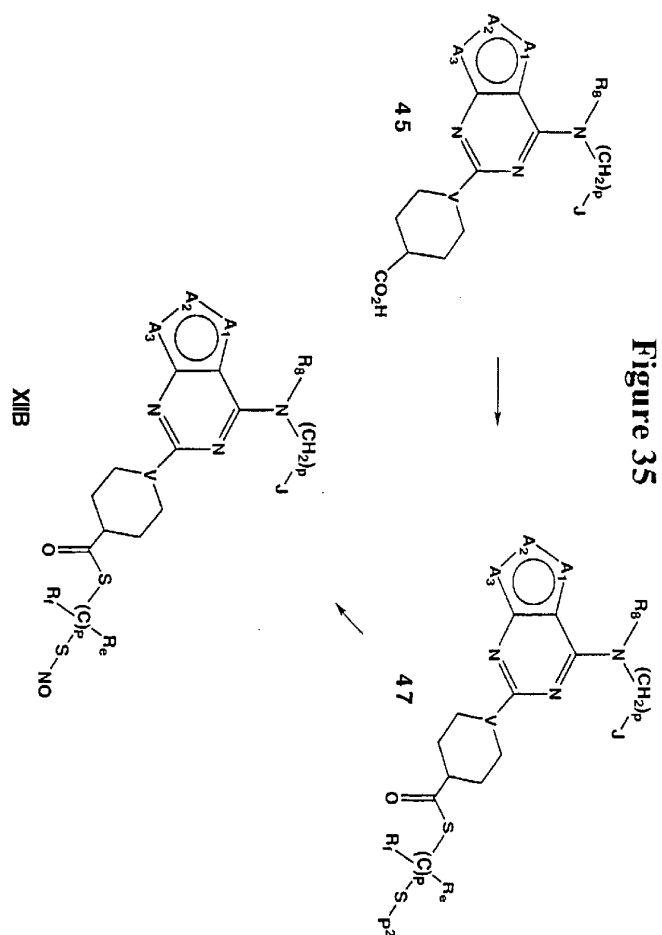
SUBSTITUTE SHEET (RULE 26)

34/60



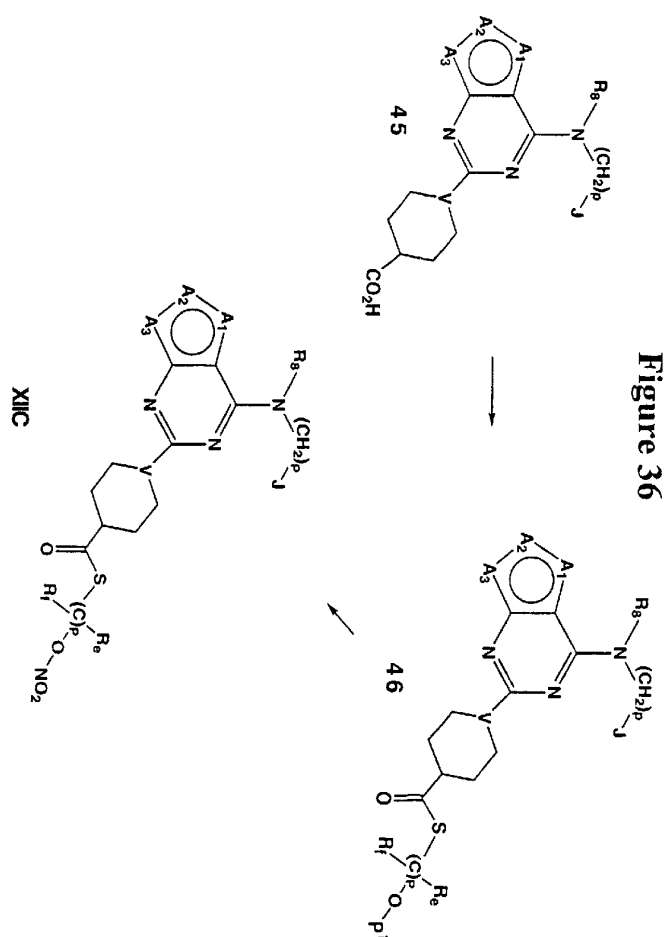
SUBSTITUTE SHEET (RULE 26)

35/60



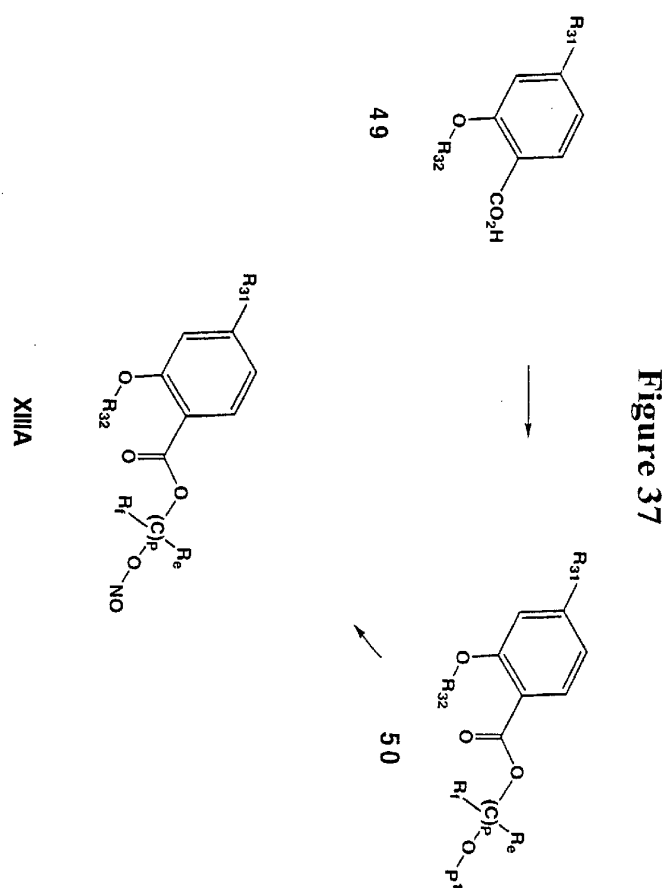
SUBSTITUTE SHEET (RULE 26)

36/60



SUBSTITUTE SHEET (RULE 26)

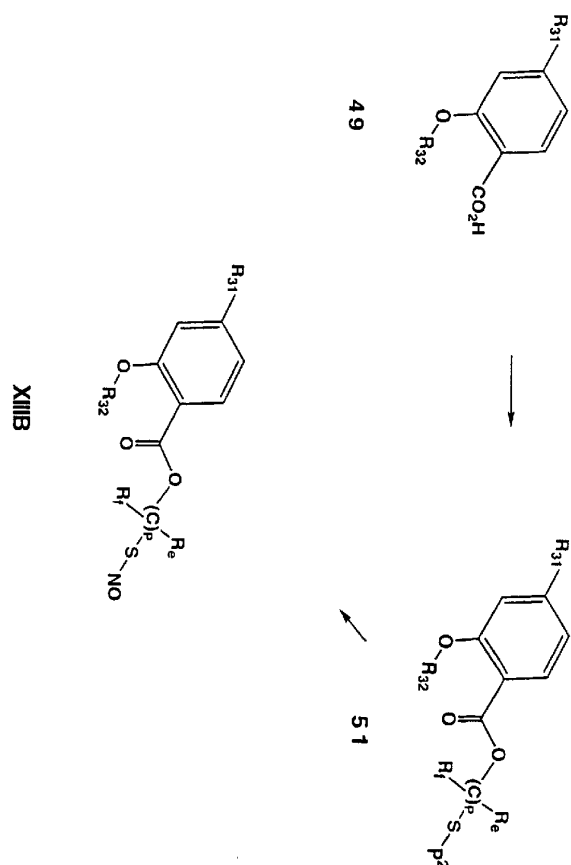
37/60



SUBSTITUTE SHEET (RULE 26)

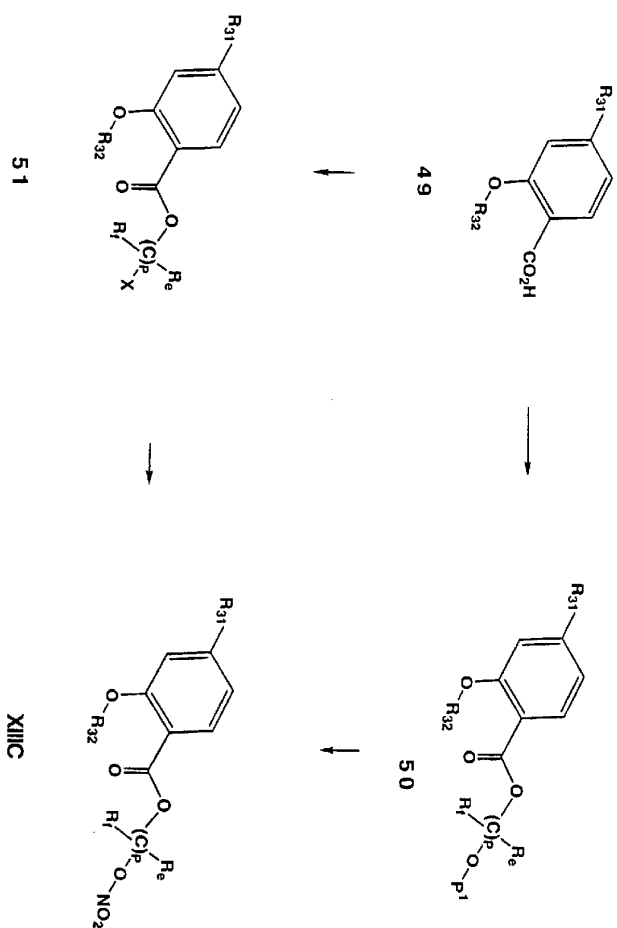
38/60

Figure 38



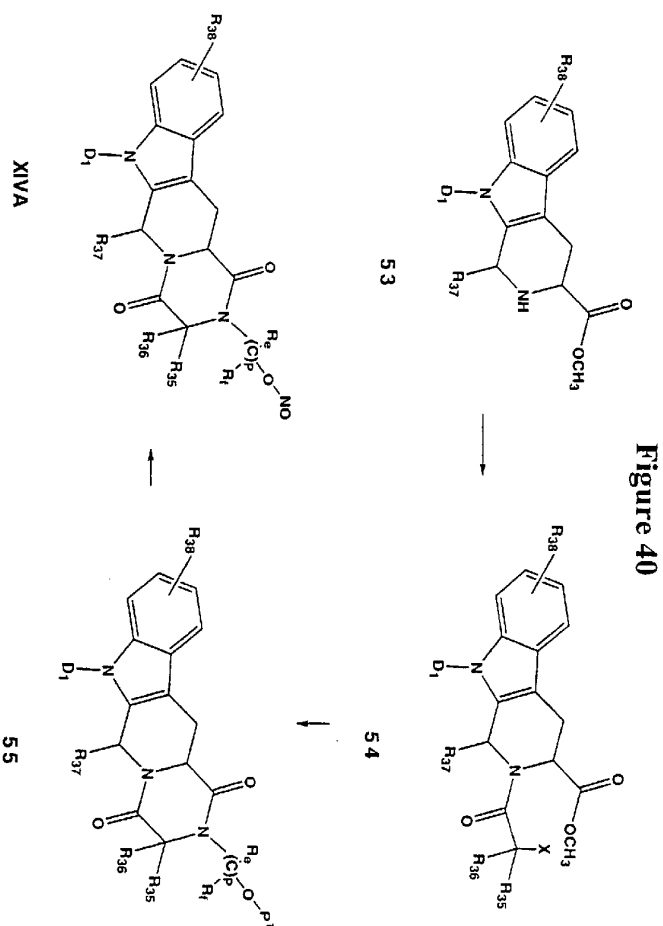
SUBSTITUTE SHEET (RULE 26)

39/60



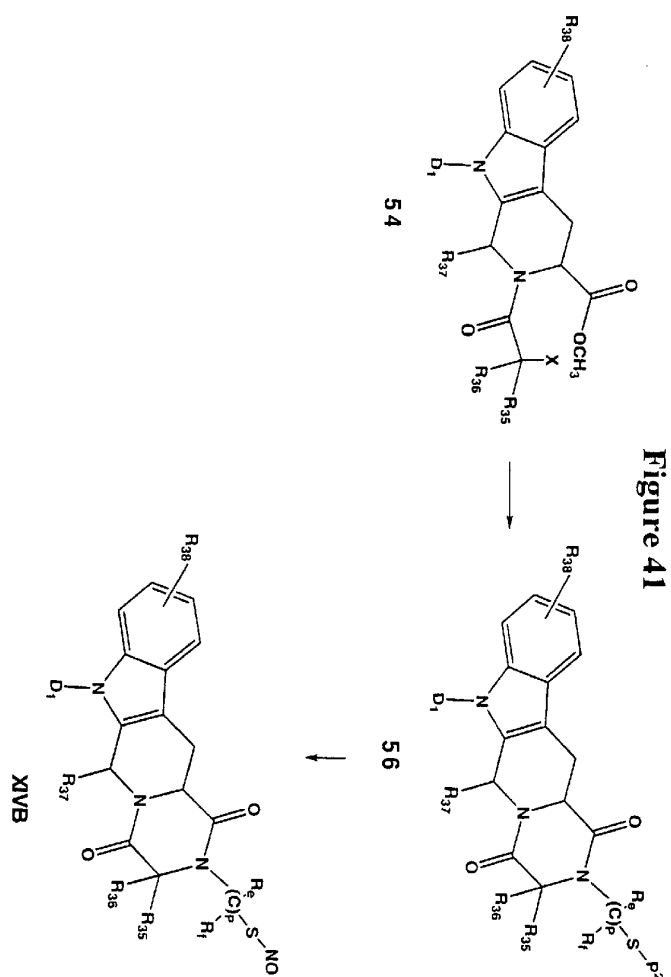
SUBSTITUTE SHEET (RULE 26)

40/60



SUBSTITUTE SHEET (RULE 26)

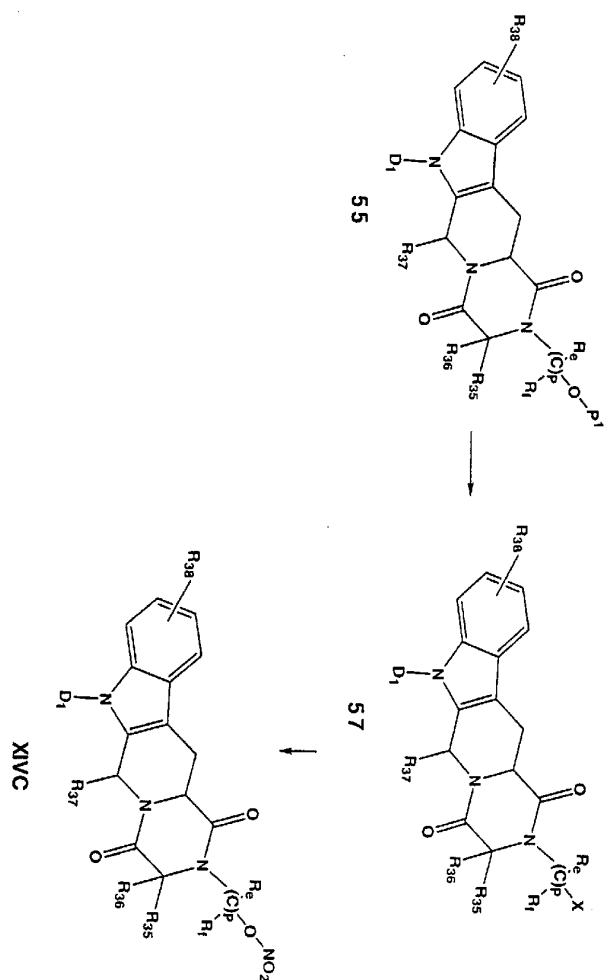
41/60



SUBSTITUTE SHEET (RULE 26)

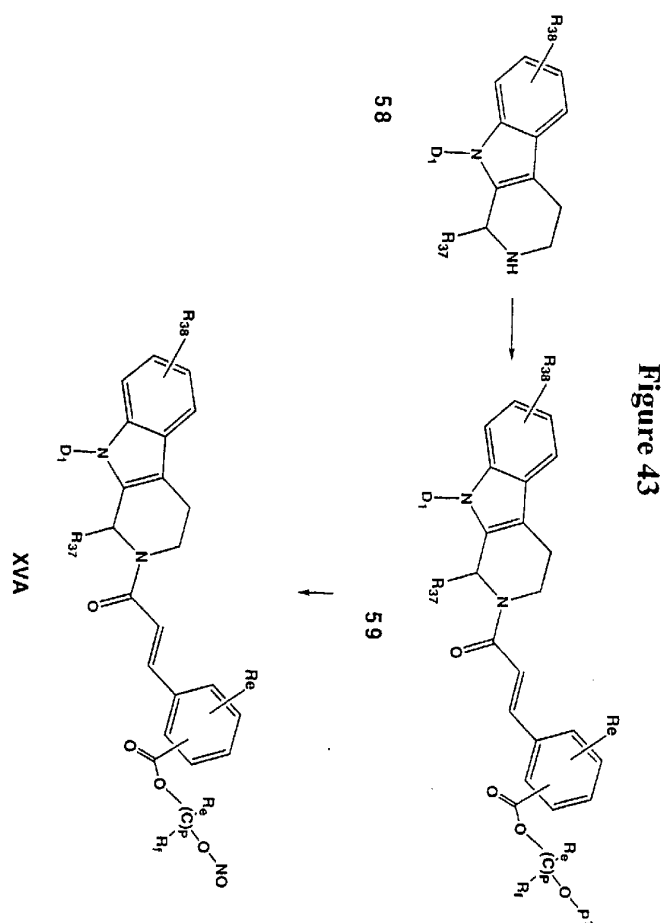
42/60

Figure 42



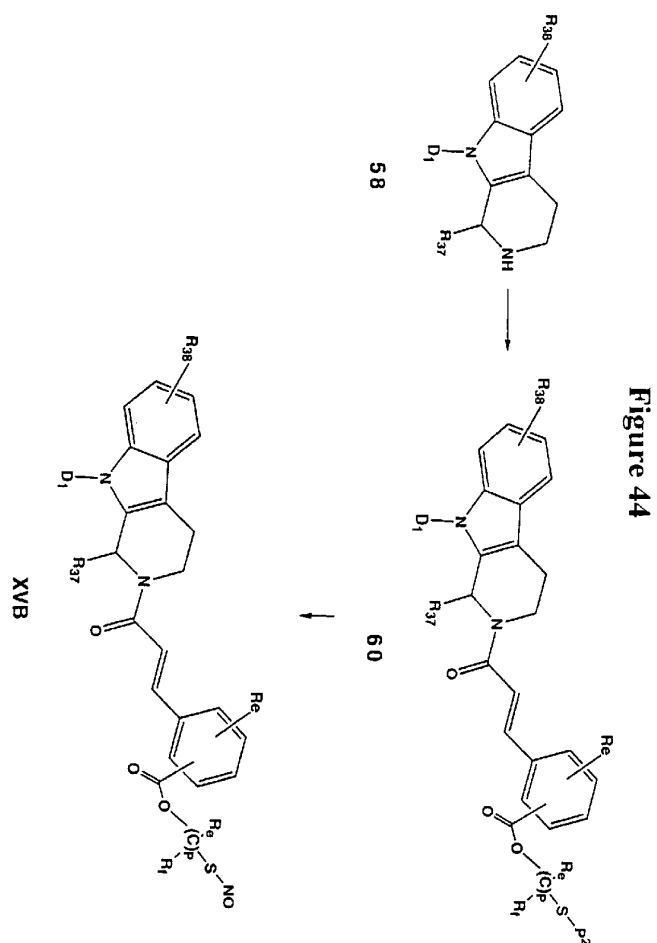
SUBSTITUTE SHEET (RULE 26)

43/60



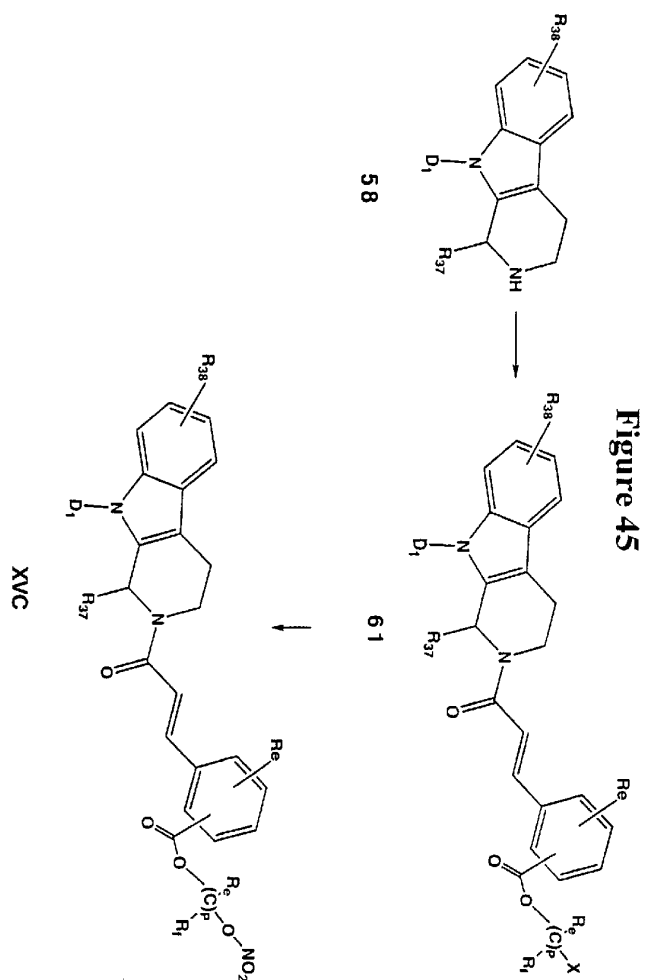
SUBSTITUTE SHEET (RULE 26)

44/60



SUBSTITUTE SHEET (RULE 26)

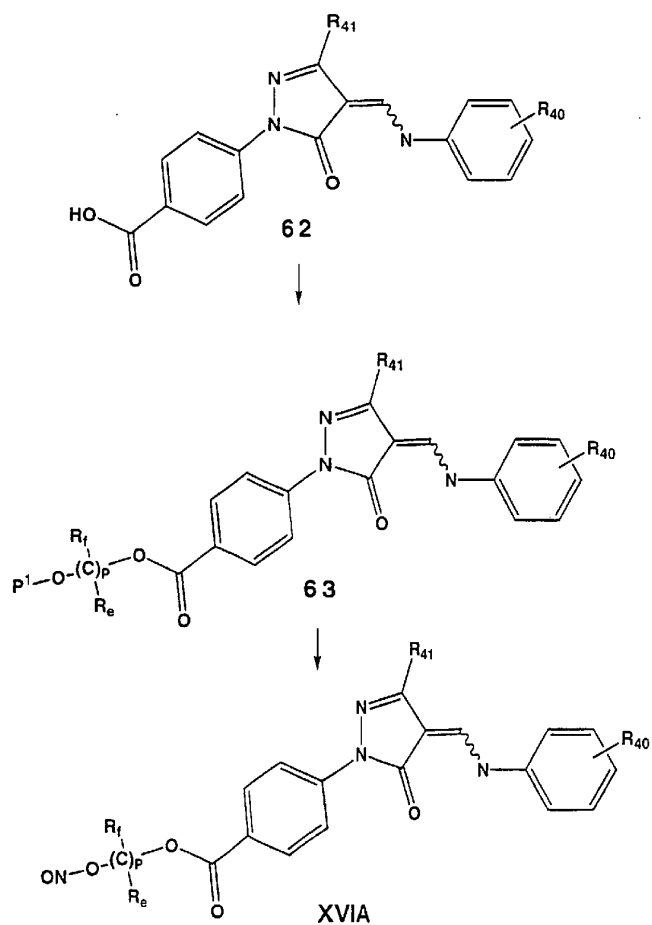
45/60



SUBSTITUTE SHEET (RULE 26)

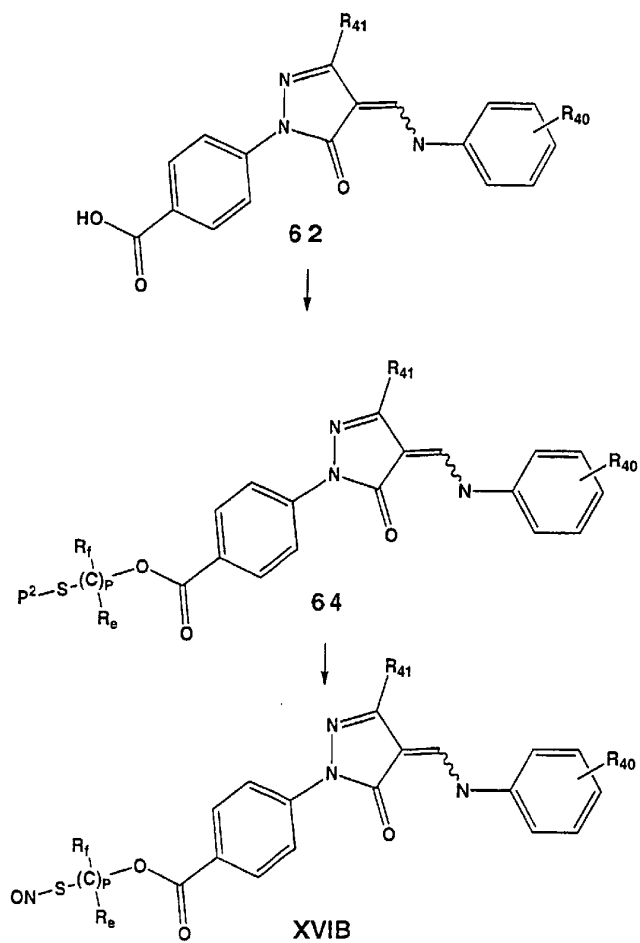
46/60

Figure 46



SUBSTITUTE SHEET (RULE 26)

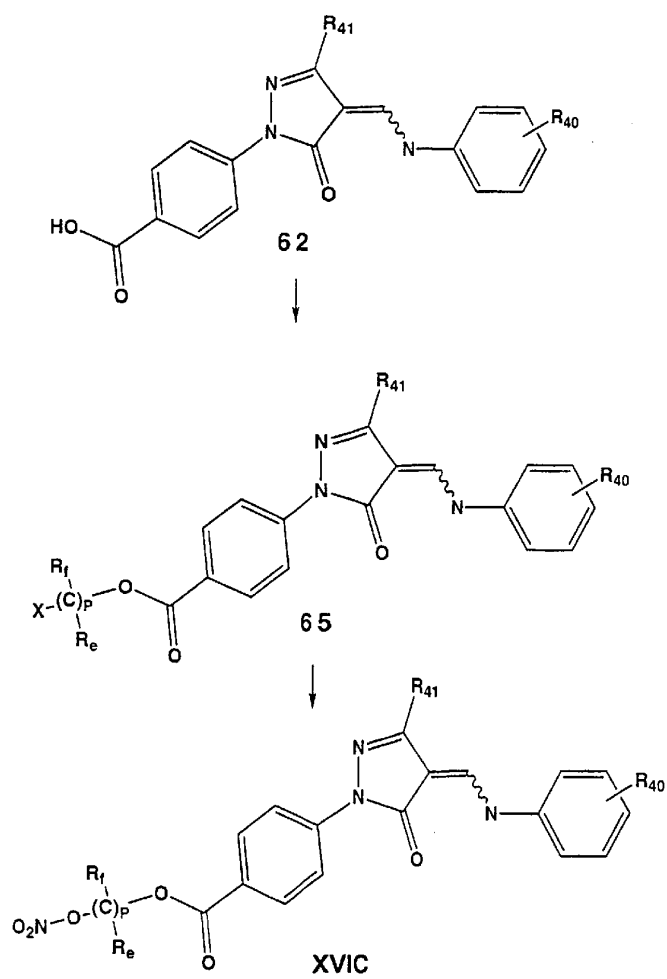
Figure 47



SUBSTITUTE SHEET (RULE 26)

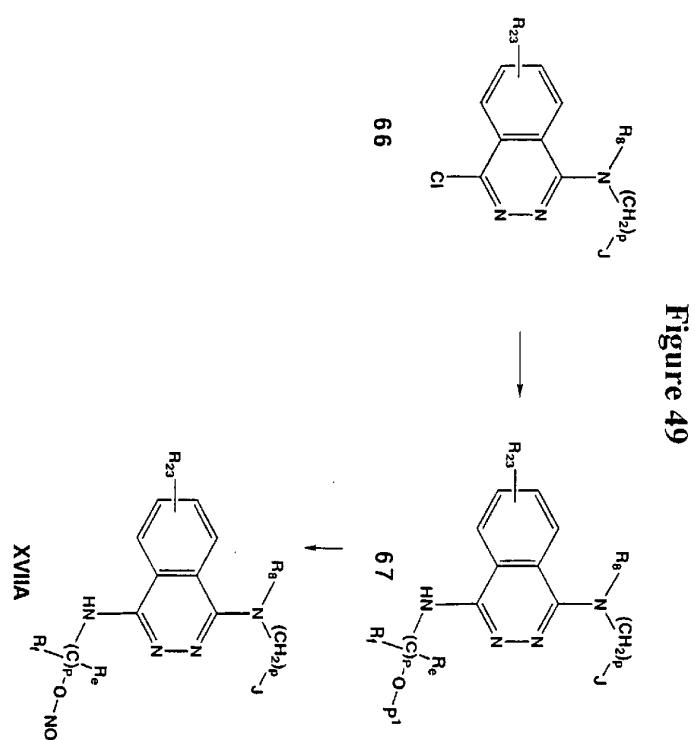
48/60

Figure 48



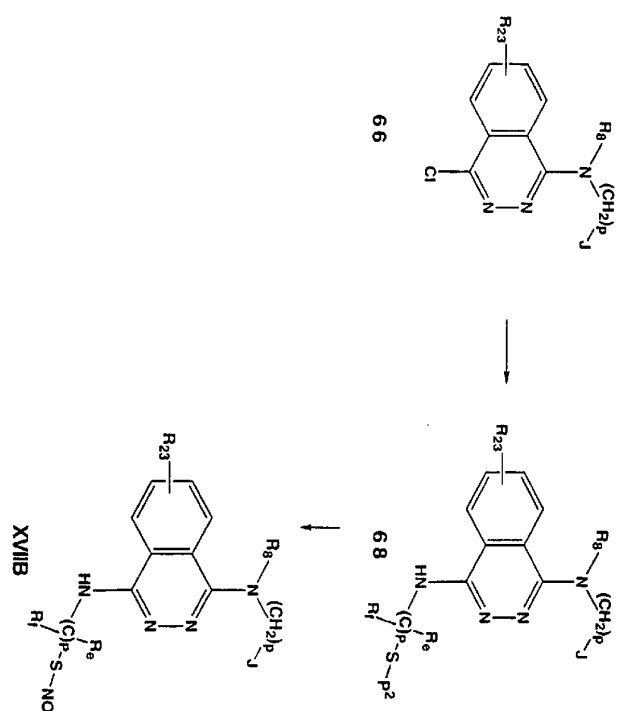
SUBSTITUTE SHEET (RULE 26)

49/60

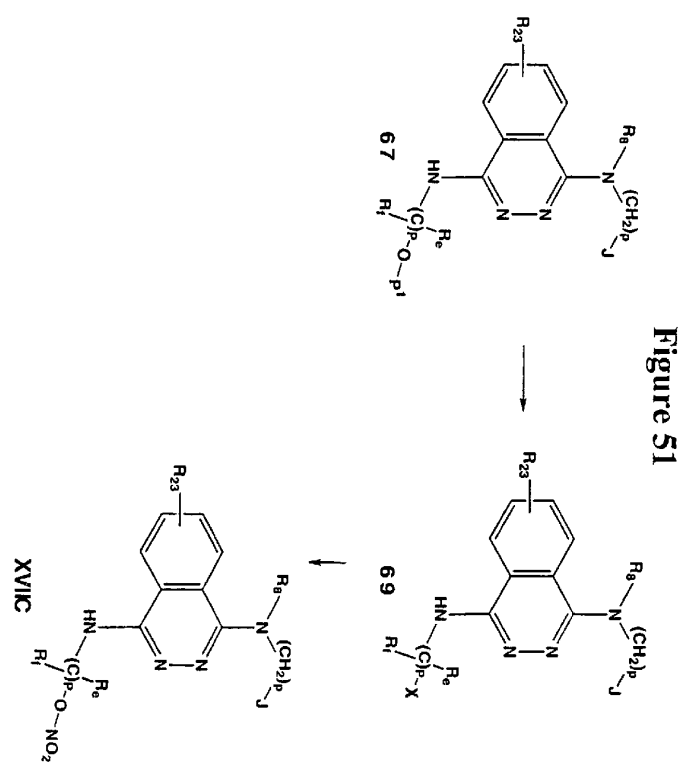


SUBSTITUTE SHEET (RULE 26)

Figure 50

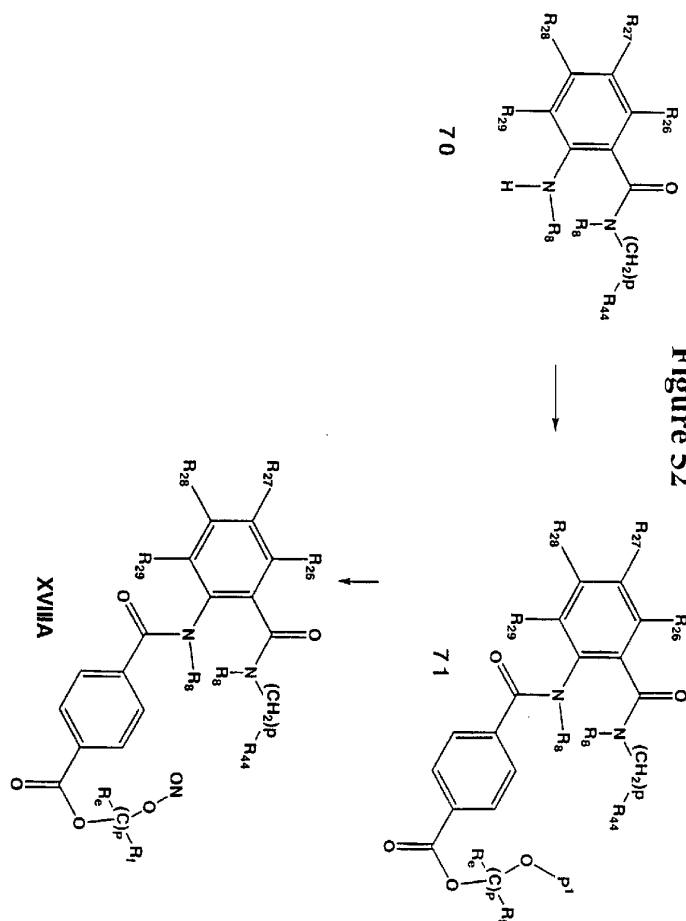


SUBSTITUTE SHEET (RULE 26)



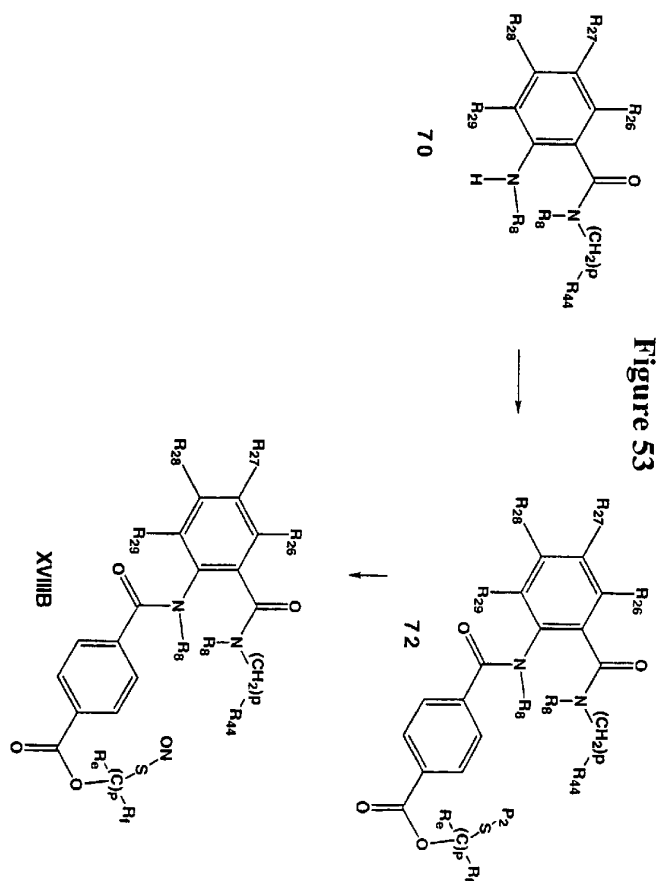
SUBSTITUTE SHEET (RULE 26)

Figure 52



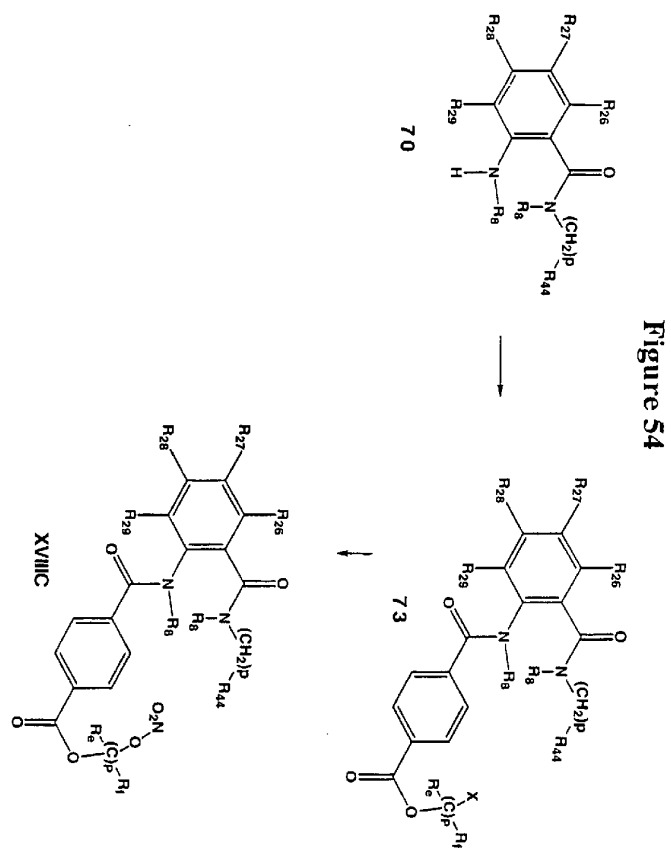
SUBSTITUTE SHEET (RULE 26)

53/60



SUBSTITUTE SHEET (RULE 26)

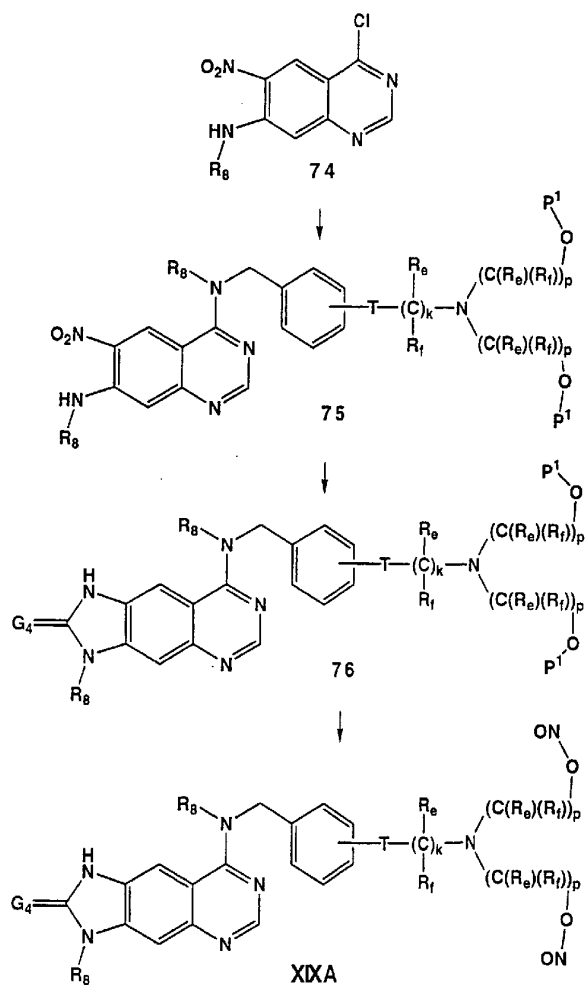
54/60



SUBSTITUTE SHEET (RULE 26)

55/60

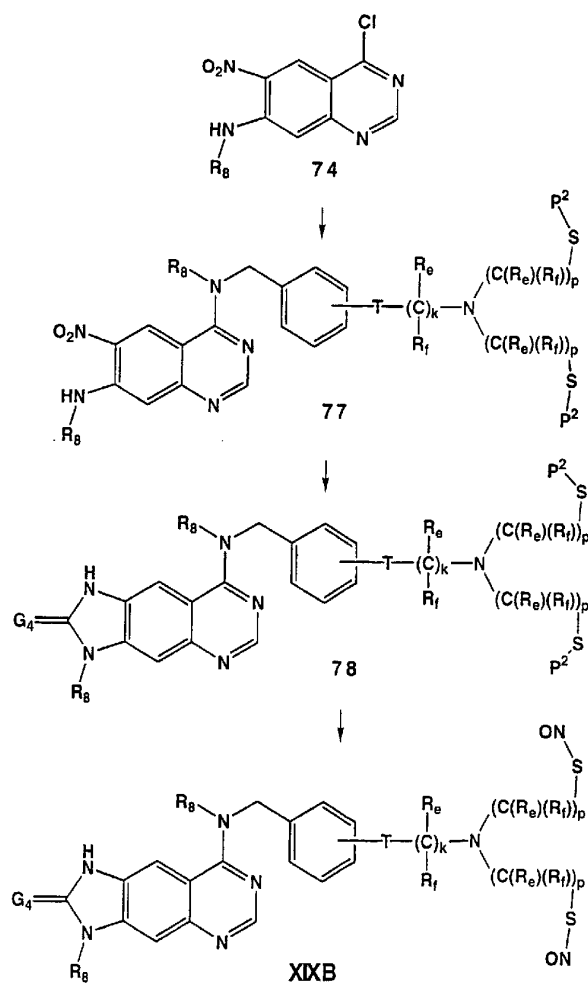
Figure 55



SUBSTITUTE SHEET (RULE 26)

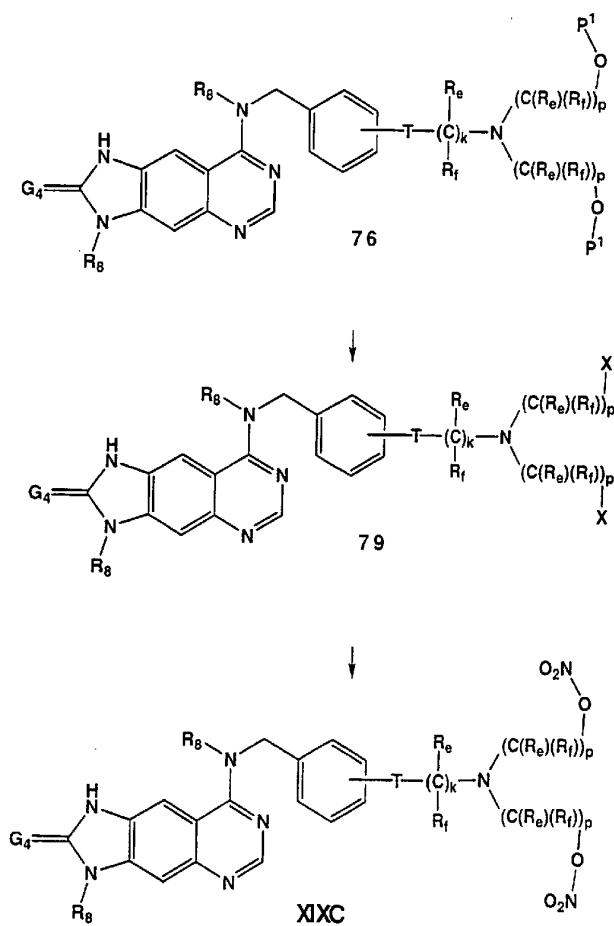
56/60

Figure 56



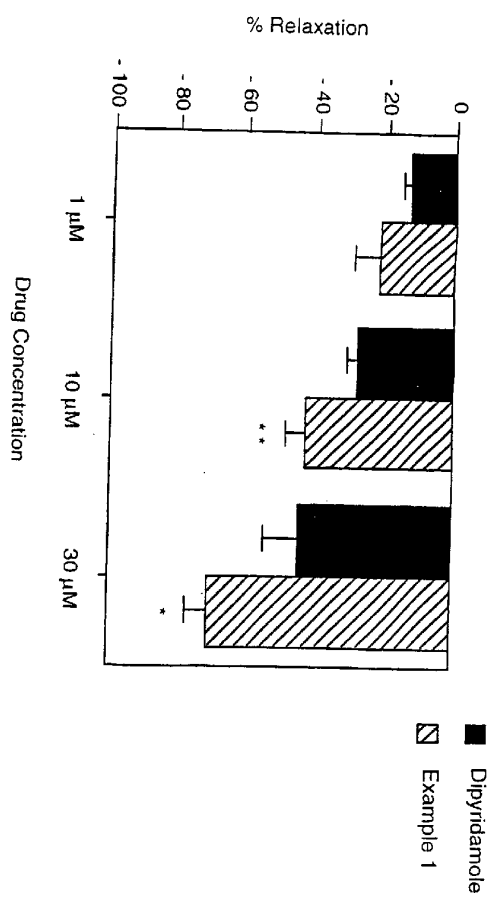
SUBSTITUTE SHEET (RULE 26)

Figure 57

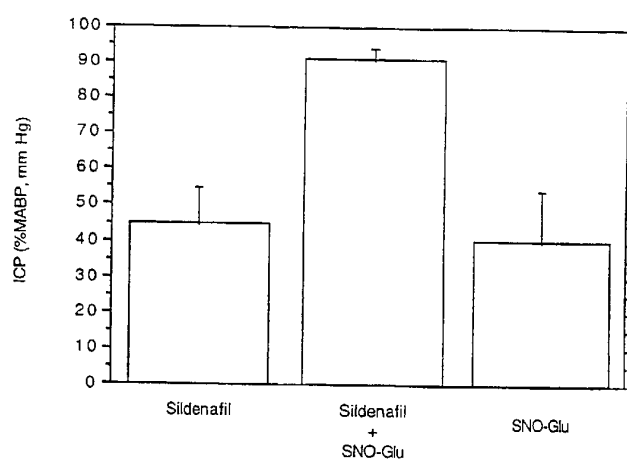


SUBSTITUTE SHEET (RULE 26)

58/60

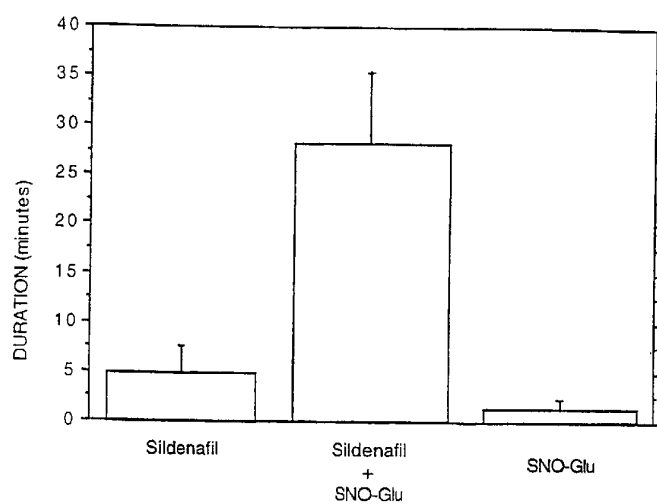
**Figure 58**

SUBSTITUTE SHEET (RULE 26)

Figure 59

SUBSTITUTE SHEET (RULE 26)

60/60

Figure 60

SUBSTITUTE SHEET (RULE 26)