

[54] SEAT

[76] Inventor: Donald E. Hanaford, 4601 S. 35th St., Phoenix, Ariz. 85040

[\*\*] Term: 14 Years

[21] Appl. No.: 951,468

[22] Filed: Oct. 16, 1978

[51] Int. Cl. .... D6-01

[52] U.S. Cl. .... D6/67; D6/61; D6/70; D6/77

[58] Field of Search ..... D6/26-78, D6/191, 197

[56] References Cited

U.S. PATENT DOCUMENTS

D. 173,702	12/1954	Kaufman	.....	D6/77
D. 180,743	8/1957	McGuire	.....	D6/57
D. 200,533	3/1965	Hopkins	.....	D6/77
D. 211,462	6/1968	Platner	.....	D6/26
D. 211,465	6/1968	Platner	.....	D6/26
D. 218,302	8/1970	Bertram	.....	D6/77

OTHER PUBLICATIONS

Mayhew Adv. Brochure, p. 2, Settee No. P-5047. Design Catalog, 3-1972, p. 37, Seat left center.

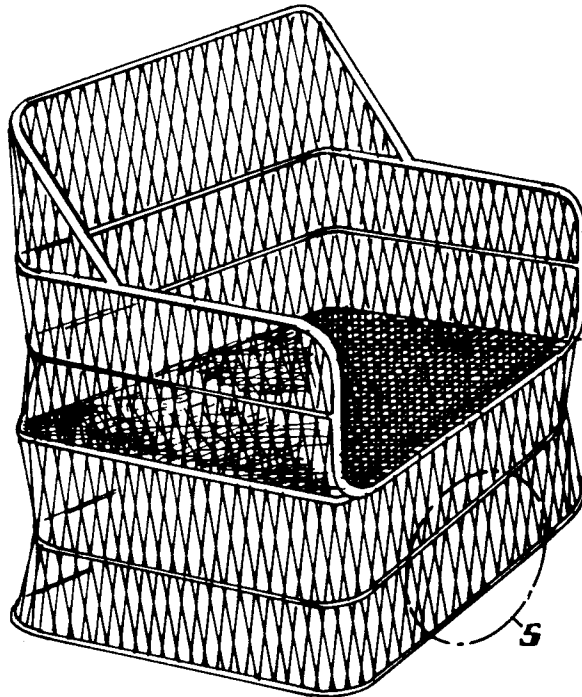
Primary Examiner—Bruce W. Dunkins  
Attorney, Agent, or Firm—H. Gordon Shields

[57] CLAIM

The ornamental design for seat, as shown and described.

DESCRIPTION

FIG. 1 is a top right perspective view of a seat showing my ornamental design thereof in the form of a chair. FIG. 2 is a bottom left perspective view thereof. FIG. 3 is a top right perspective view of my design for a seat shown as a love seat. FIG. 4 is a top right perspective view of the design of a seat shown as a sofa. FIG. 5 is an enlarged view of the seat of FIG. 1 taken generally from circle 5 of FIG. 1. FIG. 6 is an enlarged view of the seat of FIG. 1 taken generally from circle 6 of FIG. 1.



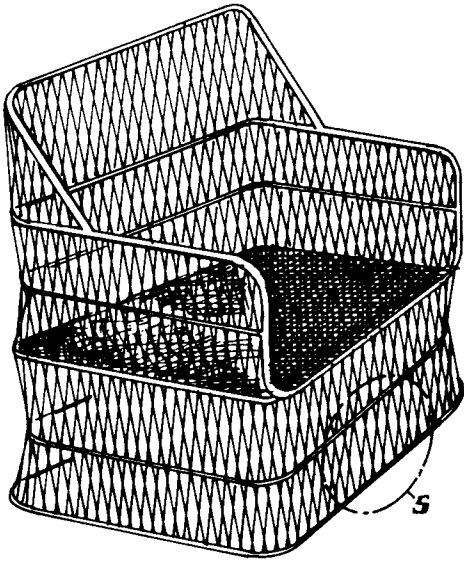


FIG. 1

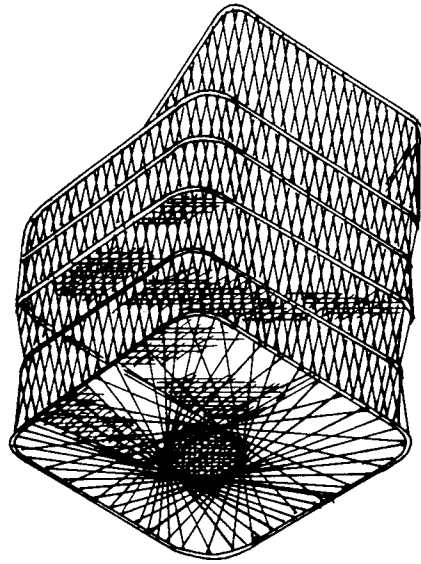


FIG. 2

FIG. 5




FIG. 3

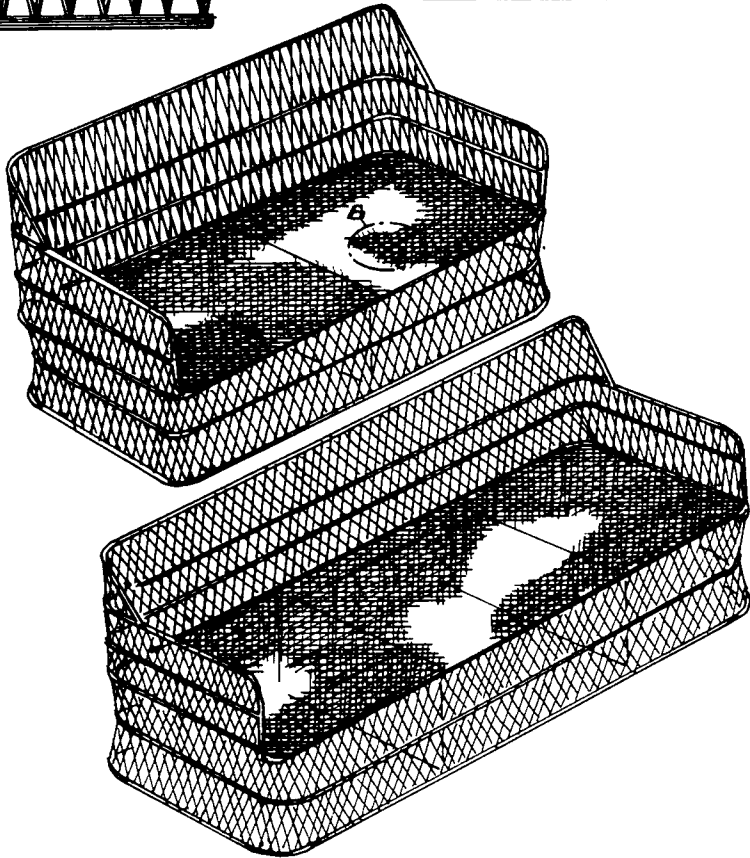


FIG. 4




FIG. 6