



US00D496202S1

(12) **United States Design Patent** (10) **Patent No.:** **US D496,202 S**
Hansen (45) **Date of Patent:** **** Sep. 21, 2004**

(54) **DISPENSER FOR LIQUID SOAPS, SHAMPOOS, CONDITIONERS, AND OTHER LOTIONS AND LIQUIDS**

Primary Examiner—Brian N Vinson
(74) *Attorney, Agent, or Firm*—Olson & Olson

(75) **Inventor:** **Alan M. Hansen**, Lake Oswego, OR (US)

(57) **CLAIM**

The ornamental design for a dispenser for liquid soaps, shampoos, conditioners, and other lotions and liquids, as shown and described.

(73) **Assignee:** **Cleret, Inc.**, Portland, OR (US)

(**) **Term:** **14 Years**

DESCRIPTION

(21) **Appl. No.:** **29/189,393**

FIG. 1 is a front perspective view of a dispenser showing my new design.

(22) **Filed:** **Sep. 3, 2003**

FIG. 2 is a front elevational view as viewed from the left in FIG. 1.

(51) **LOC (7) Cl.** **23-02**

(52) **U.S. Cl.** **D6/545**

FIG. 3 is a rear elevational view as viewed from the direction opposite that of FIG. 2.

(58) **Field of Search** D6/542-545; 222/92, 222/105, 173, 180; 221/282-283; 206/77.1

FIG. 4 is a side elevational view taken from the left in FIG. 3, the opposite side being a mirror image thereof.

(56) **References Cited**

U.S. PATENT DOCUMENTS

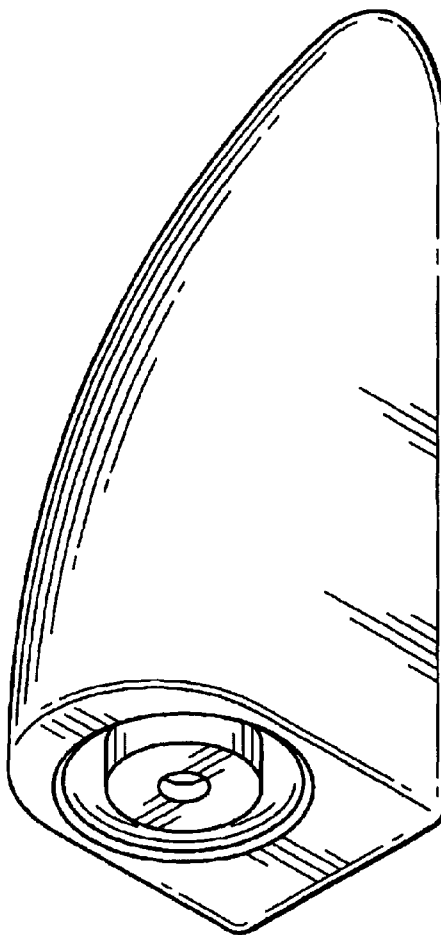
D416,418 S	*	11/1999	Kampe et al.	D6/545
D457,026 S	*	5/2002	Chen	D6/545
D471,392 S	*	3/2003	Gerenraich	D6/545
D481,238 S	*	10/2003	Kao	D6/545

FIG. 5 is a top plan view as viewed from the top in FIG. 4; and,

FIG. 6 is a bottom plan view as viewed from the bottom in FIG. 4.

* cited by examiner

1 Claim, 2 Drawing Sheets



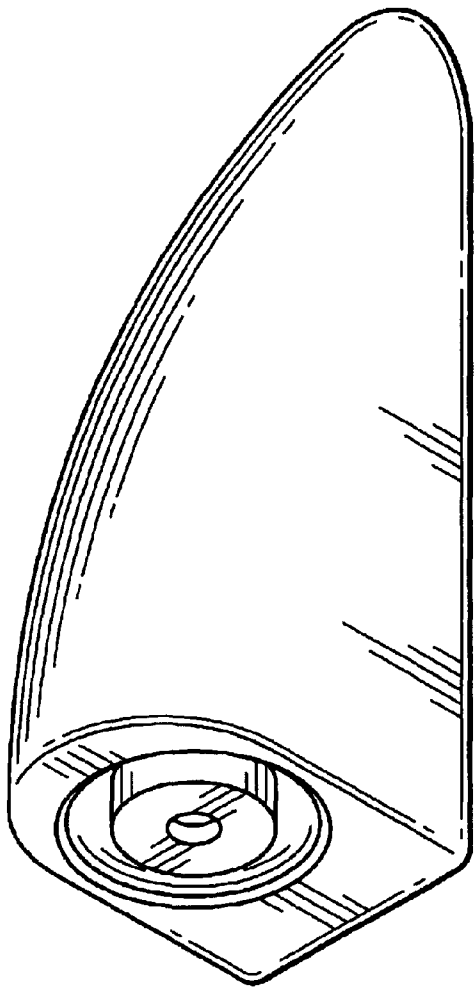


FIG.1

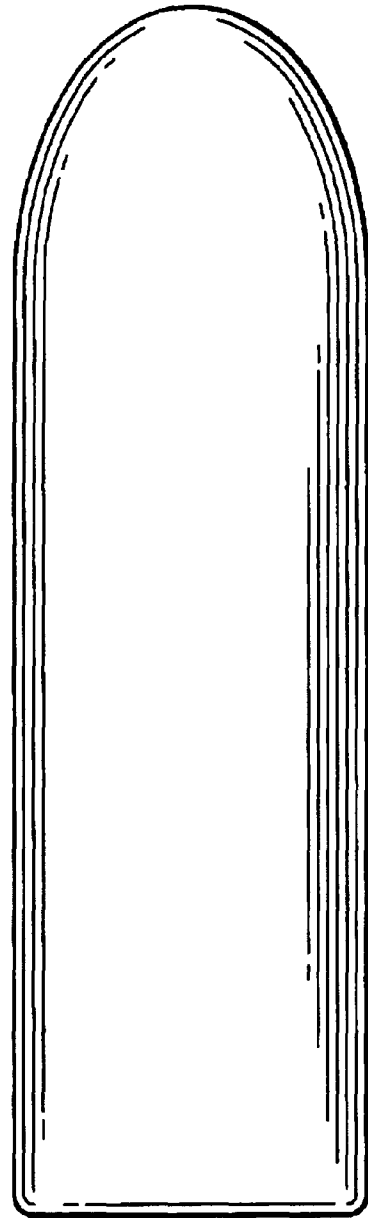


FIG.2




FIG. 3

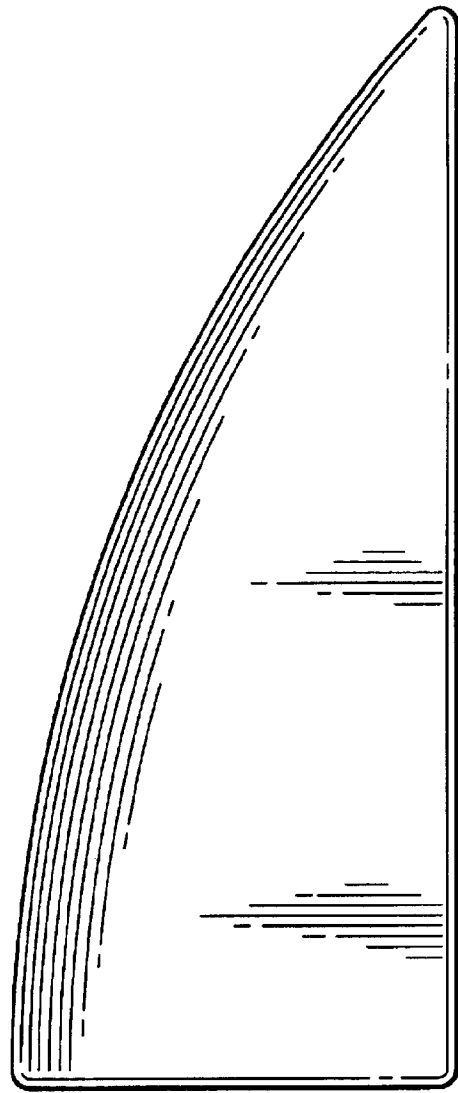


FIG. 4

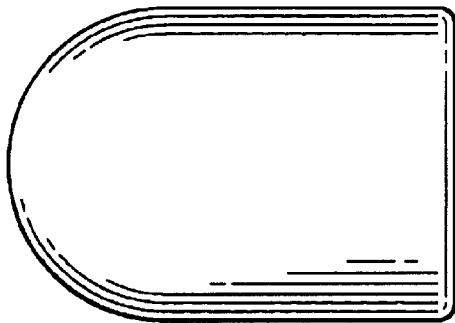


FIG. 5

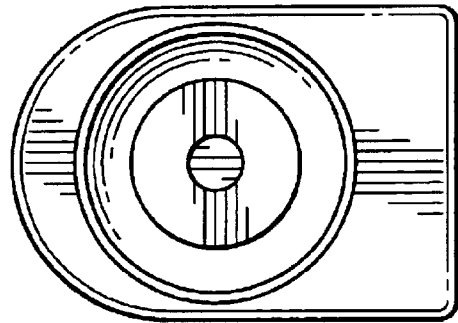


FIG. 6