



US00D718044S

(12) **United States Design Patent**  
**Vargo**

(10) **Patent No.:** **US D718,044 S**

(45) **Date of Patent:** **\*\* Nov. 25, 2014**

- (54) **INTEGRATED FUNNEL FLASK**
- (71) Applicant: **Brian Vargo**, Lewisburg, PA (US)
- (72) Inventor: **Brian Vargo**, Lewisburg, PA (US)
- (\*\*) Term: **14 Years**
- (21) Appl. No.: **29/482,330**
- (22) Filed: **Feb. 18, 2014**
- (51) **LOC (10) Cl.** ..... **09-02**
- (52) **U.S. Cl.**  
USPC ..... **D3/202**
- (58) **Field of Classification Search**  
USPC ..... D3/202; 224/148.4, 148.7, 673, 679,  
224/611, 667, 694, 763; D9/443, 521-523,  
D9/532, 544, 554, 571-572, 574-575, 694  
See application file for complete search history.

(56) **References Cited**

U.S. PATENT DOCUMENTS

3,843,032	A	*	10/1974	Moran et al.	.....	224/148.7
D438,096	S	*	2/2001	Lehnert	.....	D9/694
D521,230	S	*	5/2006	Linz et al.	.....	D3/202
D533,185	S	*	12/2006	Ishida et al.	.....	D3/202
D653,847	S	*	2/2012	Seals	.....	D3/202
D702,433	S	*	4/2014	Romley	.....	D3/202

\* cited by examiner

*Primary Examiner* — Catheri Oliver-Garcia

(74) *Attorney, Agent, or Firm* — Sonya C. Harris; Invention Services

(57) **CLAIM**

The ornamental design for the integrated funnel flask, as shown and described.

**DESCRIPTION**

FIG. 1 is a front top left perspective view of my design, in a closed and assembled configuration;

FIG. 2 is a left side elevation view of my design, in a closed and assembled configuration;

FIG. 3 is a top plan view of my design, in a closed and assembled configuration;

FIG. 4 is a front elevation view of my design, in a closed and assembled configuration;

FIG. 5 is a front exploded elevational view of my design, illustrating the closure cap, funnel element and flask;

FIG. 6 is a left side exploded elevational view of my design, illustrating the closure cap, funnel element and flask;

FIG. 7 is a front elevational view of my design in an opened, assembled configuration, the cap is removed for convenience of illustration;

FIG. 8 is a left side elevational view of my design in an opened, assembled configuration, the cap is removed for convenience of illustration;

FIG. 9 is a top plan view of my design in an opened, assembled configuration, the cap is removed for convenience of illustration;

FIG. 10 is a front elevational view of the flask portion of my design;

FIG. 11 is a left side elevational view of the flask portion of my design;

FIG. 12 is a top left front perspective view of the flask portion of my design;

FIG. 13 is a top elevational view of the flask portion of my design;

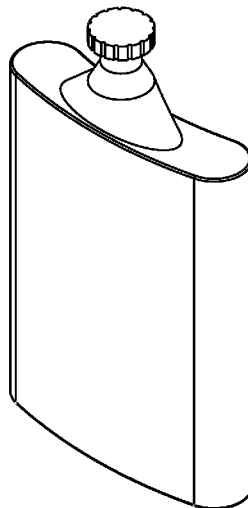
FIG. 14 is a front elevational view of the closure cap portion of my design;

FIG. 15 is a top perspective view of the closure cap portion of my design;

FIG. 16 is a front elevational view of the funnel element of my design; and,

FIG. 17 is a left side elevational view of the funnel element of my design.

**1 Claim, 7 Drawing Sheets**



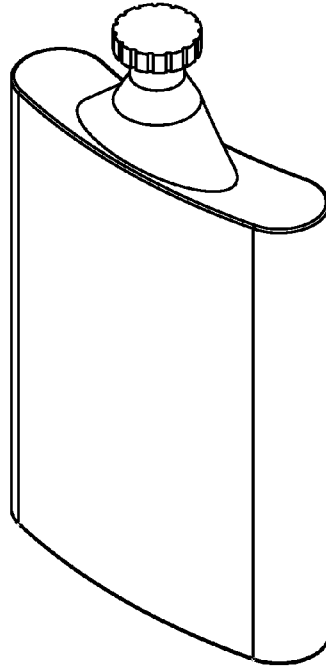


FIG 1




FIG 2

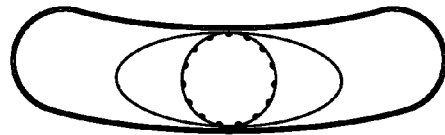


FIG 3

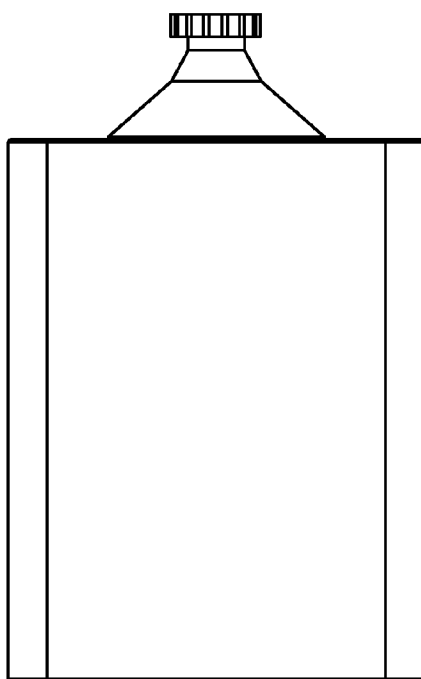


FIG 4

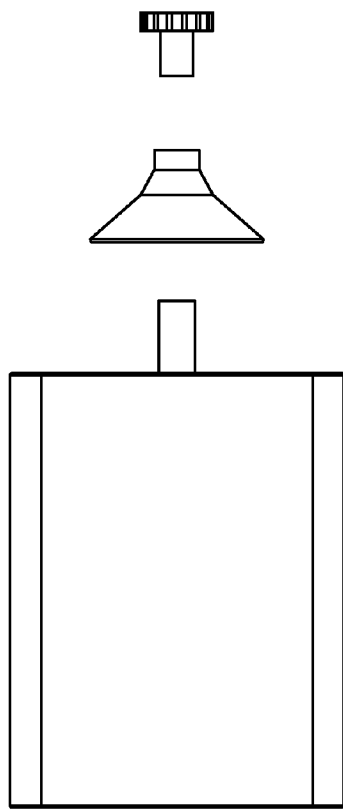


FIG 5

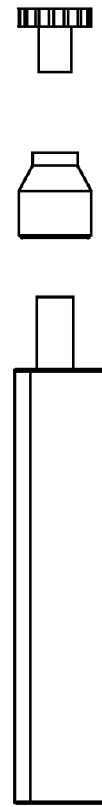


FIG 6




FIG 7



FIG 8



FIG 9




FIG 10

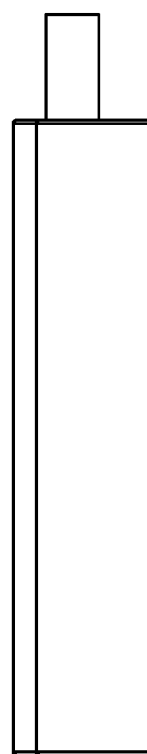


FIG 11

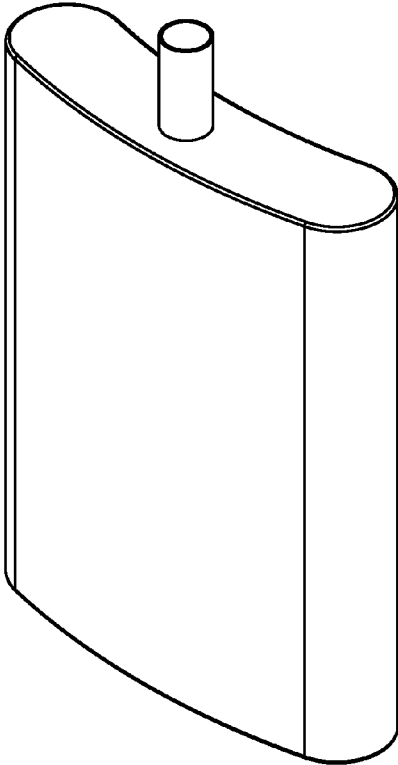


FIG 12

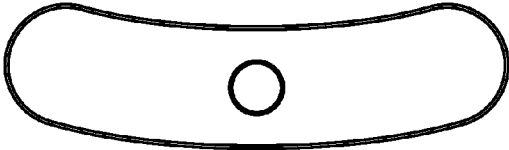


FIG 13

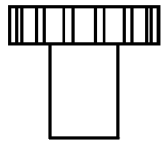


FIG 14

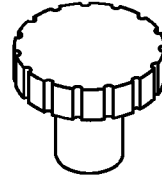


FIG 15

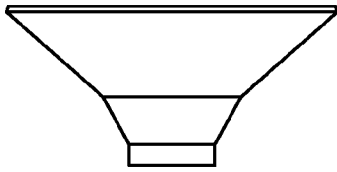


FIG 16

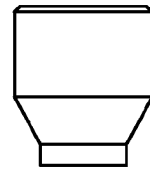


FIG 17