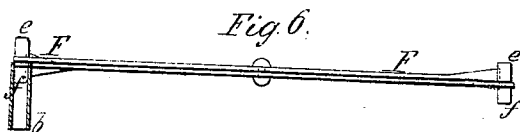
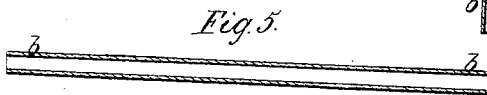

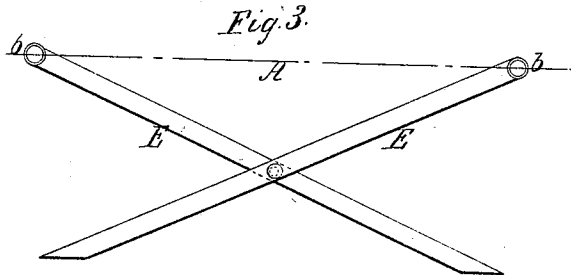
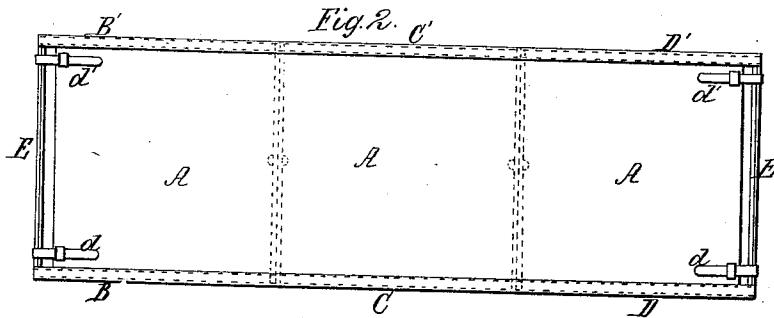
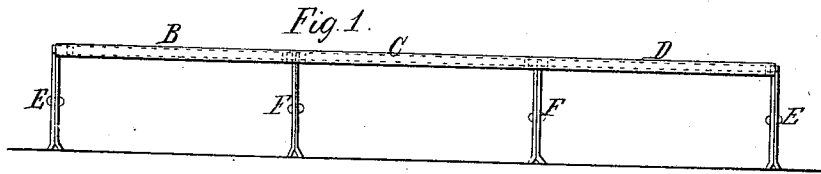


*A. Polino,  
Camp Bed.*

*N<sup>o</sup> 33,901.*

*Patented Dec. 10, 1861.*



*Witnesses:  
Geo. Moulton  
Emile Barvaill*

*Inventor;  
Alfred Polino*

*per L. W. Sewell  
att'y.*

# UNITED STATES PATENT OFFICE.

ALFRED POLINO, OF PARIS, FRANCE.

## IMPROVED CAMP-BEDSTEAD.

Specification forming part of Letters Patent No. 33,901, dated December 10, 1861.

### *To all whom it may concern:*

Be it known that I, ALFRED POLINO, of Paris, in the Empire of France, have invented, made, and applied to use a certain new and useful Improvement in Military Camp-Bedsteads; and I do hereby declare that the following is a full, clear, and exact description of my said invention, reference being had to the annexed drawings, making part of this specification, wherein—

Figure 1 is a side elevation of my bedstead. Fig. 2 is a plan of the same. Fig. 3 is an end view showing the X-legs in larger size. Fig. 4 is a plan of said X-legs at the ends of the bedstead. Fig. 5 is a section of one of the side tubes; and Fig. 6 is a plan of the X-leg forming an intermediate support to the middle portion of the bedstead.

Similar marks of reference denote the same parts in all the views.

My object is to make a bedstead specially combining solidity and economy, with facility for transportation in a small compass and so as to be set up and taken down with rapidity.

I believe that the combination I have invented embraces all the conditions of the object I had in view.

I place at each side of a strong canvas tubes, of wrought or cast iron or any other convenient material, or suitable pieces of cast-iron, with cavities at each extremity. I then make the supports in the shape of X, composed of two rods or flat bars of iron, crossed, with projections on each of the sides at the top for the intermediate supports and only on one side for the two supports at the ends. I thus use four of such supports for the bedstead complete. The dowels or tenons of each support are adapted to fit into the orifices of the iron pieces or longitudinal tubes in such a way as to constitute a complete article, which may be perfectly secured by drawing all the parts together by means of straps applied at each end of the bed.

The sacking or canvas forming the bottom of my bedstead can be rolled upon the side tubes and then folded up and the X-supports shut together, and the whole bedstead will occupy but a very small space for transportation.

I have illustrated by Fig. 4 one of the end supports E with its two dowels or tenons *c c*,

one of which is represented affixed in one of the longitudinal tubes *b* of the bed. The intermediate support F is shown in Fig. 6 with the dowels or tenons *e e* and *f f* placed on each side. I have shown by a section at one side the way the dowels or tenons enter into the longitudinal tubes *b* of the bed. The canvas A has on each side three pieces of tubes B C D B' C' D', which are fixed into hems or folds made in the canvas. Between the ends of each tube are placed the middle supports F F, whose dowels or tenons penetrate in the cavity of each end of the tubes, which are placed in each side of the bed. The supports E are affixed to the extremities of the end tubes by the dowels or tenons *c c*, and the straps *a a* are passed under these supports and brought over and buckled so as to draw the canvas A tight, which will give stability to the whole by tightening all the parts together. The bed is then ready for use, and, when desired, can be as easily undone as it has been put up.

To secure the dowels or tenons of the supports in the X-bars in a workmanlike manner, I operate in this way, viz: I punch in the cold iron at the required place a round hole, into which I introduce a rivet, then a ferrule or an elongated tube tapered at its extremity of an exterior diameter equal to the interior diameter of the tubes, and thus form a double dowel or tenon projecting on both sides, as at *e* and *f*. The dowels of the end supports are made in a similar way, but projecting only on one side, as at *c*.

To prevent the bed from shaking, the extremities of the feet should be flattened, so as to give a firmer stand.

The tubes I use for the longitudinal pieces may be of wrought-iron or any other suitable material. However, I prefer welded-iron tubes.

I can place on one end of the bed a fold of canvas forming a kind of bag, which can be filled or inflated at will and be a substitute for a pillow. This is not illustrated in the drawings; but this addition can easily be understood.

It will be seen that in the X-shaped supports I could use a round perforated iron plate or washer between the two bars where they join together, which would facilitate the

folding up of the bed or the spreading of the same widthwise, which is done by folding the X-shaped supports on themselves.

What I claim, and desire to secure by Letters Patent, is—

The X-shaped supports provided with the metallic dowels or tenons *e e f f*, entering the ends of the metallic tubes B C D B' C' D', in the manner and for the purposes specified.

In testimony whereof I have hereunto signed my name to this specification before two subscribing witnesses.

ALFRED POLINO.

Witnesses:

GEO. HUTTON,  
EMILE BARRAULT,  
33 *Bvde. St. Martin.*