



US00D445113S

(12) **United States Design Patent** (10) **Patent No.:** **US D445,113 S**  
**Siegel** (45) **Date of Patent:** **\*\* Jul. 17, 2001**

(54) **COMPACT DISC** 5,882,555 \* 3/1999 Rohde et al. .... 369/280 X

(75) **Inventor:** **Alan A. Siegel**, Orlando, FL (US)

(73) **Assignee:** **Shape CD, Inc.**, Orlando, FL (US)

(\*\*) **Term:** **14 Years**

(21) **Appl. No.:** **29/080,046**

(22) **Filed:** **Nov. 26, 1997**

(51) **LOC (7) Cl.** ..... **14-99**

(52) **U.S. Cl.** ..... **D14/474**

(58) **Field of Search** ..... D14/120, 121,  
D14/136, 156, 164, 114; D21/324, 332;  
242/348-348.4, 335; 360/132, 133, 135,  
900; 206/307, 308.1, 308.2, 308.3; 369/275.1-275.4,  
280, 281, 287, 288, 292, 277

(56) **References Cited**

**U.S. PATENT DOCUMENTS**

- D. 193,785 \* 10/1962 Campbell et al. .... D14/121
- D. 231,470 \* 4/1974 Klepa et al. .... D14/114
- D. 394,648 \* 5/1998 Rohde ..... D14/121
- 3,495,839 \* 2/1970 Kelly ..... 369/280 X
- 4,091,454 \* 5/1978 Kauffman ..... 360/135
- 4,486,496 \* 12/1984 Dezawa et al. .... 360/135 X
- 5,043,974 \* 8/1991 Nakagawa ..... 369/291
- 5,717,682 \* 2/1998 Nomoto ..... 369/275.4
- 5,852,598 \* 12/1998 Wiest ..... 369/291 X

**FOREIGN PATENT DOCUMENTS**

- M9702996 9/1997 (DE) .
- M9704019 9/1997 (DE) .
- 29709648 1/1998 (DE) .
- 19824059 5/1998 (DE) .
- 29823716 2/2000 (DE) .

\* cited by examiner

*Primary Examiner*—Prabhakar Deshmukh

(74) *Attorney, Agent, or Firm*—Lackenbach Siegel

(57) **CLAIM**

The ornamental design for a compact disc, as shown and described.

**DESCRIPTION**

FIG. 1 is a top plan view of my compact disc;  
 FIG. 2 is a left side view thereof;  
 FIG. 3 is a right side view thereof;  
 FIG. 4 is a rear side view thereof;  
 FIG. 5 is a bottom view thereof;  
 FIG. 6 is a front view thereof;  
 FIG. 7 is a sectional view thereof, taken along line 7—7 of FIG. 1; and,  
 FIG. 8 is an enlarged fragmentary view thereof; taken along line 8—8 of FIG. 3.

**1 Claim, 2 Drawing Sheets**

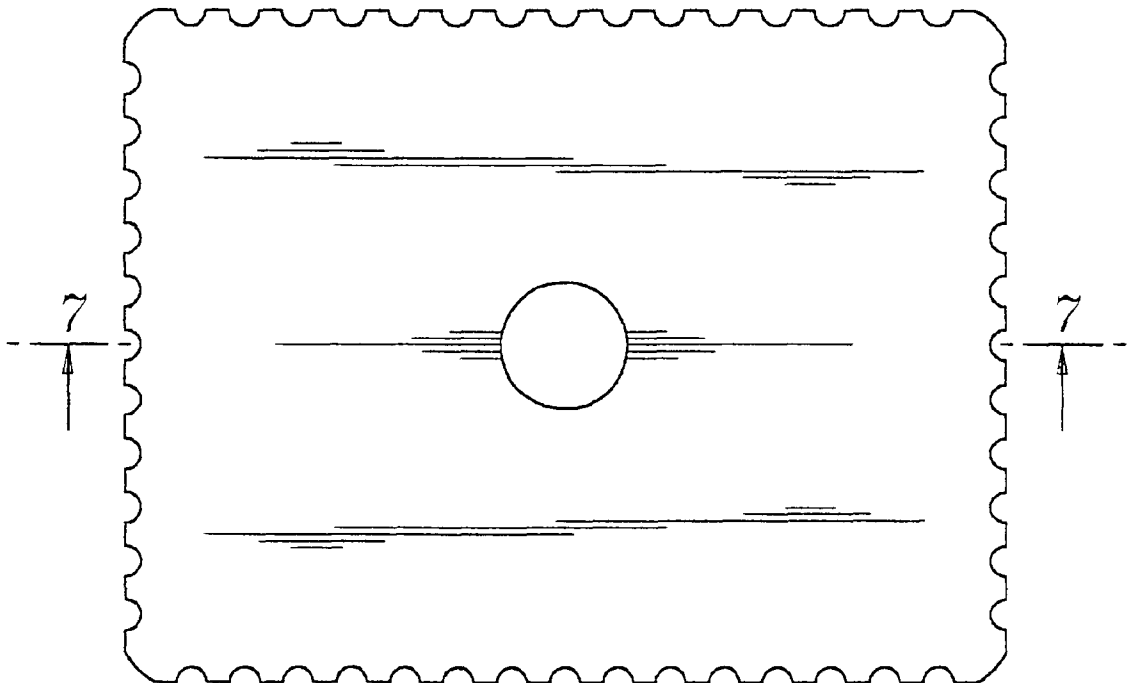




FIG. 2

FIG. 8

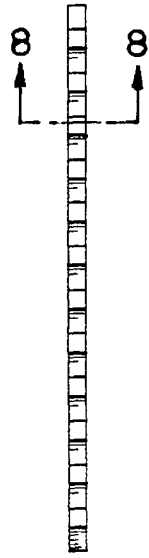


FIG. 3

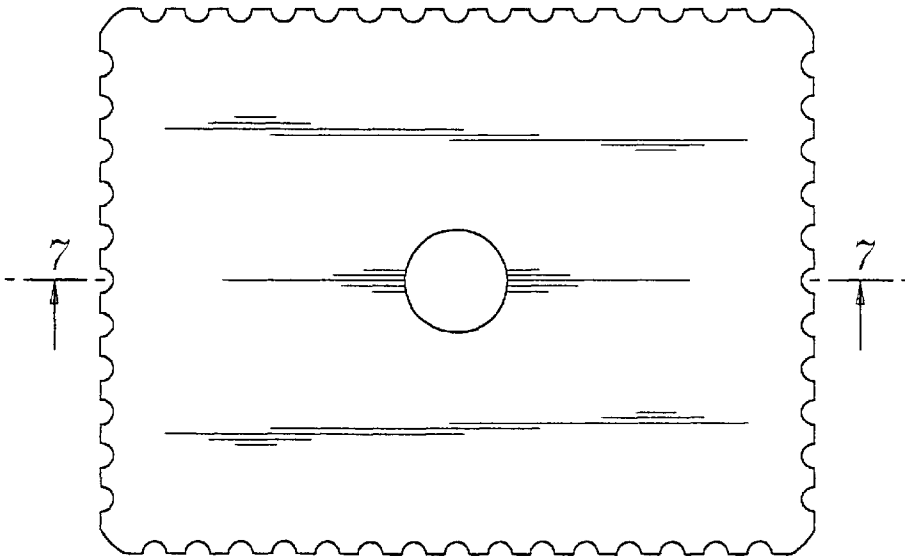


FIG. 1



FIG. 4




FIG. 7



FIG. 6

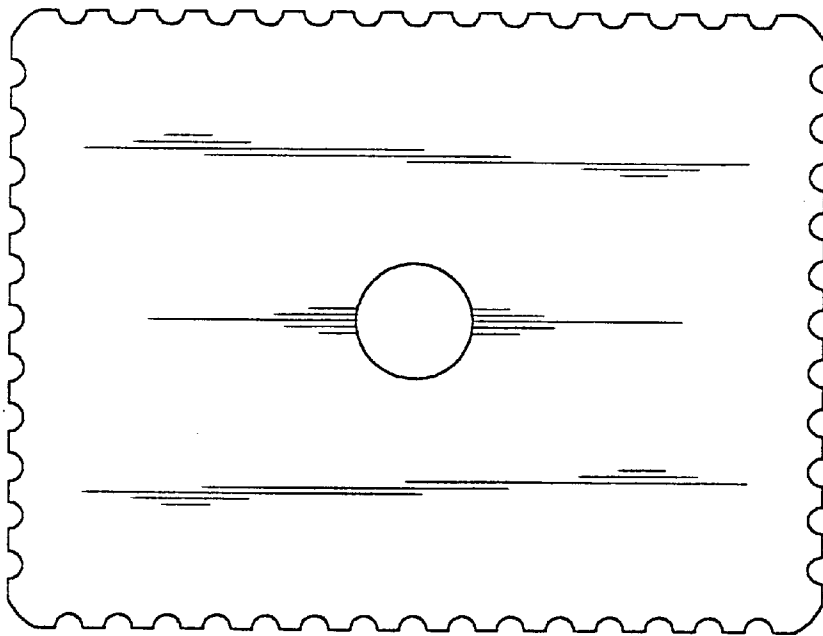


FIG. 5