

643533 CONVENTION

AUSTRALIA

Patents Act 1990

REQUEST FOR A STANDARD PATENT

The Applicant identified below requests the grant of a patent to the nominated person identified below for an invention described in Australian Patent Application No. 79414/91:

[70,71] Applicant and Nominated Person:

Merrell Dow Pharmaceuticals Inc.
2110 East Galbraith Road
Cincinnati, Ohio 45215
UNITED STATES OF AMERICA

[54] Invention Title:

9-PURINYL PHOSPHONIC ACID DERIVATIVES

[72] Names Of Actual Inventors:

Serge Halazy
Charles Danzin

[74] Address for Service:

PHILLIPS ORMONDE & FITZPATRICK
Patent and Trade Mark Attorneys
367 Collins Street
Melbourne 3000 AUSTRALIA

[31,33,32]

Details of basic application(s):-

90 401 940.3 Europe (designating France) EP 4 July 1990

The nominated person is not an opponent or eligible person described in Section 33-36 of the Act.

DATED: 7 September 1993

PHILLIPS ORMONDE & FITZPATRICK
Attorneys for:
MERRELL DOW PHARMACEUTICALS INC

David B Fitzpatrick

Our Ref: IRN219118



CONVENTION

AUSTRALIA

Patents Act 1990

NOTICE OF ENTITLEMENT

We, MERRELL DOW PHARMACEUTICALS INC., of 2110 East Galbraith Road, Cincinnati, Ohio 45215, United States of America state the following in connection with Australian Patent Application No. 79414/91:

1. The person nominated for grant of the patent has entitlement from the actual inventors by assignment.
2. The person nominated for the grant of the patent is the patentee of the original patent.
3. The actual inventors are Serge Halazy, of 2 Rue Hans Haug, Wolfisheim 67200 Strasbourg; and Charles Danzin, of 18 Rue Geiler, 67000 Strasbourg, both of France.

DATED: 2 August, 1993

By PHILLIPS ORMONDE & FITZPATRICK
Patent Attorneys for the Applicant
By:

David P Fitzpatrick

To: The Commissioner of Patents

Our Ref: IRN 219118

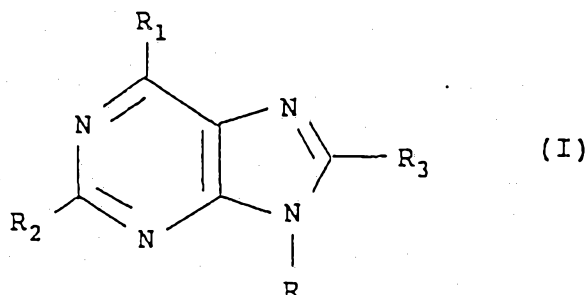


AU9179414

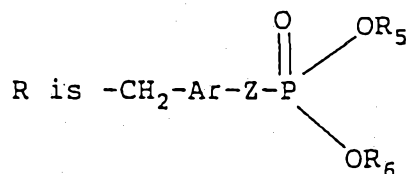
(12) PATENT ABRIDGMENT (11) Document No. AU-B-79414/91
(19) AUSTRALIAN PATENT OFFICE (10) Acceptance No. 643533

- (54) Title
9-PURINYL PHOSPHONIC ACID DERIVATIVES
- (51)⁵ International Patent Classification(s)
C07F 009/6561 A61K 031/675
- (21) Application No. : 79414/91 (22) Application Date : 27.06.91
- (30) Priority Data
- (31) Number (32) Date (33) Country
90401940 04.07.90 EP EUROPEAN PATENT OFFICE (EPO)
- (43) Publication Date : 09.01.92
- (44) Publication Date of Accepted Application : 18.11.93
- (71) Applicant(s)
MERRELL DOW PHARMACEUTICALS INC.
- (72) Inventor(s)
SERGE HALAZY; CHARLES DANZIN
- (74) Attorney or Agent
PHILLIPS ORMONDE & FITZPATRICK, 367 Collins Street, MELBOURNE VIC 3000
- (57) Claim

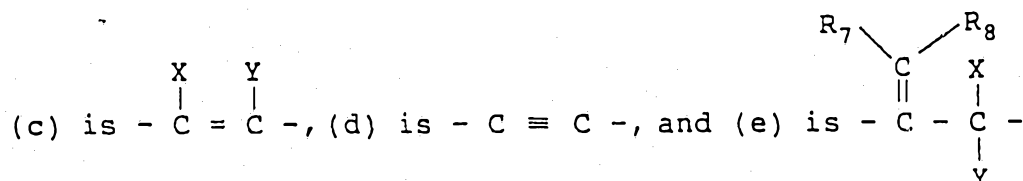
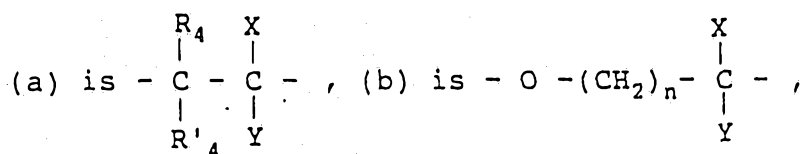
1. A compound of the formula



the tautomeric forms thereof, and the pharmaceutically acceptable salts thereof, wherein



with Ar being a bridging moiety to which its adjacent CH_2 moiety is bonded to one ring carbon atom and the Z moiety is bonded to a second ring carbon atom of an R_9 -substituted phenyl, thiophene or furan moiety, Z is a moiety of sub-types (a), (b), (c), (d), or (e) wherein



with the proviso that when Z is a sub-type (b) moiety, then Ar is other than a furan or thiophene moiety, n is an integer of 1 to 5 or zero,

R₁ is -OH or -SH,

R₂ is H or -NH₂,

R₃ is H, -NH₂, -OH or -NH-NH₂,

R₄ is H,

R'₄ is H, OH or F, or R₄ and R'₄, together with the carbon atom to which they are attached, form a keto moiety,

R₅ is C₁₋₆ alkyl or R'₅,

R₆ is C₁₋₆ alkyl or R'₆ with R'₅ and R'₆ being H, each of R₇ and R₈ is H, F, or C₁₋₄ alkyl,

R₉ is H, Cl, Br, C₁₋₆ alkyl, C₁₋₆ alkoxy, OH, NH₂ or CH₃ with the proviso that when Ar is furan or thiophene, R₉ is other than OH or NH₂,

X and Y are H, F or Cl, with the proviso that when n is zero X and Y are both H.

12. A pharmaceutical composition comprising a compound of Claim 1, optionally in combination with a pharmaceutically acceptable carrier or excipient.

13. A method for the treatment of a protozoal infection which comprises administering to an infected animal a therapeutically effective amount of a compound of Claim 1.

AUSTRALIA

Patents Act

COMPLETE SPECIFICATION
(ORIGINAL)

64 35 33

Application Number:
Lodged:

Class

Int. Class

Complete Specification Lodged:
Accepted:
Published:

Priority

Related Art:

Name of Applicant:

Merrell Dow Pharmaceuticals Inc.

Actual Inventor(s):

Serge Halazy
Charles Danzin

Address for Service:

PHILLIPS ORMONDE & FITZPATRICK
Patent and Trade Mark Attorneys
367 Collins Street
Melbourne 3000 AUSTRALIA

Invention Title:

9-PURINYL PHOSPHONIC ACID DERIVATIVES

Our Ref : 219118
POF Code: 1432/120371

The following statement is a full description of this invention, including the best method of performing it known to applicant(s):

9-PURINYL PHOSPHONIC ACID DERIVATIVES
FIELD OF THE INVENTION

5 This invention relates to novel purine nucleoside
phosphorylas inhibitors, to the methods and intermediates
for their preparation and to their use as immuno-
suppressants, antilymphoma, antileukemic, antiviral and
antiprotozoal agents.

10 BACKGROUND

Purine nucleoside phosphorylase (PNP) under normal *in vivo* conditions catalyzes the phosphorolytic cleavage of the
ribo- and deoxyribonucleosides of guanine and hypoxanthine
15 to the corresponding sugar phosphate and guanine or
hypoxanthine. In the absence of PNP, uric acid concentration is quite low while the concentration of certain
nucleoside substrates of PNP such as (dGuo) in plasma and
urine are elevated. dGuo is toxic towards lymphoblasts,
20 however, T-cells are much more affected than are B-cells.
Indeed, in patients with genetically acquired PNP
deficiency, B-cell immunoglobulin production is normal or
even elevated, but these patients are leukopenic and
T-lymphocytic function is either totally lacking or is
25 severely depressed. While uncontrolled PNP deficiency is
obviously undesirable, there are many instances where
controlled suppression of the immune system, and in

particular controlled suppression of T-cells, would be highly desirable such as in the treatment of T-cell leukemia, the suppression of host-vs-graft response in organ transplant recipients, and the treatment of gout.

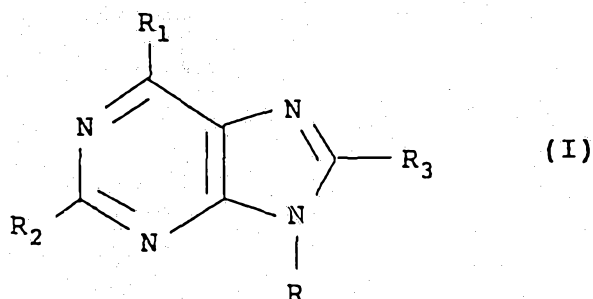
- 5 Applicants have discovered a class of 9-purinyl phosphonic acid derivatives which are potent inhibitors of PNP and are thus useful as immunosuppressant agents.

10

SUMMARY OF THE INVENTION

More specifically this invention relates to novel purinyl phosphonic acid derivatives of the formula

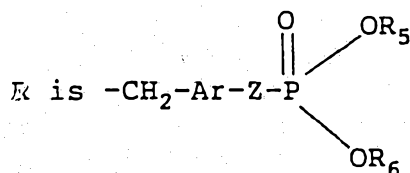
15



20

the tautomeric forms thereof, and the pharmaceutically acceptable salts thereof, wherein

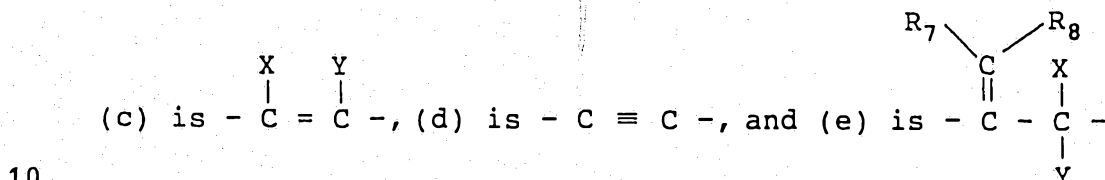
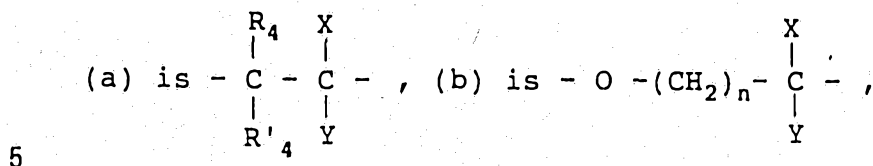
25



30

with Ar being a bridging moiety to which its adjacent CH_2 moiety is bonded to one ring carbon atom and the Z moiety is bonded to a second ring carbon atom of an R_9 -substituted phenyl, thiophene or furan moiety, Z is a moiety of sub-

35



with the proviso that when Z is a sub-type (b) moiety, then Ar is other than a furan or thiophene moiety, n is an integer of 1 to 5 or zero,

15 R_1 is -OH or -SH,

R_2 is H or -NH₂,

R_3 is H, -NH₂, -OH or -NH-NH₂,

R_4 is H,

20 R'_4 is H, OH or F, or R_4 and R'_4 , together with the carbon atom to which they are attached, form a keto moiety,

R_5 is C₁₋₆ alkyl or R'_5 ,

R_6 is C₁₋₆ alkyl or R'_6 with R'_5 and R'_6 being H, each of

R_7 and R_8 is H, F, or C₁₋₄ alkyl,

25 R_9 is H, Cl, Br, C₁₋₆ alkyl, C₁₋₆ alkoxy, OH, NH₂ or CH₃ with the proviso that when Ar is furan or thiophene, R_9 is other than OH or NH₂,

X and Y are H, F or Cl, with the proviso that when n is zero X and Y are both H.

30

As used herein the terms C₁₋₄ or C₁₋₆ alkyl include the straight and branched saturated lower aliphatic hydrocarbyl moieties having up to 4 or 6, respectively, carbon atoms including methyl, ethyl, propyl, isopropyl, sec-butyl, 35 n-butyl, t-butyl, pentyl and the like; the C₁₋₆ alkoxy

moieties being ether derivatives thereof. The "Ar" moiety bridging its contiguous CH₂ and Z moieties are R₉-substituted phenyl, furan or thiophene moieties wherein phenyl may be bridged at its 1,2-, 1,3- or 1,4-positions, and each of
5 furan and thiophene may be bridged through the 2,3-, 2,4-, 2,5, or 3,4-position ring carbon atoms; the R₉-substitution may be mono- or di-substituted, substitution being at any of the other available ring carbon atoms. Tautomeric enol-keto forms may exist at the 6-position of the purine nucleus.

10

The expression "pharmaceutically acceptable acid addition salts" is intended to apply to any non-toxic organic or inorganic acid addition salts of the base compounds of formula 1. Illustrative inorganic acids which
15 form suitable salts include hydrochloric, hydrobromic, sulfuric, and phosphoric acids and acid metal salts such as sodium monohydrogen orthophosphate and potassium hydrogen sulfate. Illustrative organic acids which form suitable salts include the mono-, di-, and tricarboxylic acids.

20

Illustrative of such acids are, for example, acetic, glycolic, lactic, pyruvic, malonic, succinic, glutaric, fumaric, malic, tartaric, citric, ascorbic, maleic, hydroxymaleic, benzoic, hydroxybenzoic, phenylacetic, cinnamic, salicylic, and 2-phenoxybenzoic acids. Other

25

organic acids which form suitable salts are the sulfonic acids such as methane sulfonic acid and 2-hydroxyethane sulfonic acid. Either the mono- or the di-acid salts can be formed, and such salts can exist in either a hydrated or a substantially anhydrous form. The acid salts are prepared
30 by standard techniques such as by dissolving the free base in aqueous or aqueous-alcohol solution or other suitable solvent containing the appropriate acid and isolating by evaporating the solution, or by reacting the free base in an organic solvent in which case the salt separates

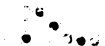
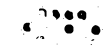
35

solution. In general the acid addition salts of the compounds of this invention are crystalline materials which are soluble in water and various hydrophilic organic solvents and which in comparison to their free base forms, demonstrate higher melting points and an increased stability.

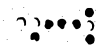
The preparation of the compounds of formula I may, in general, be effected by a condensation reaction wherein a 6-chloro purine (2) is treated with an activated (-CH₂-Ar-Z)-substituted phosphonate (3) and the resulting Ia intermediate converted to the appropriate R, R₁, R₂, R₃-substituted purine derivatives of formula I. The general condensation reaction is depicted in the following reaction scheme.



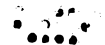
15



20

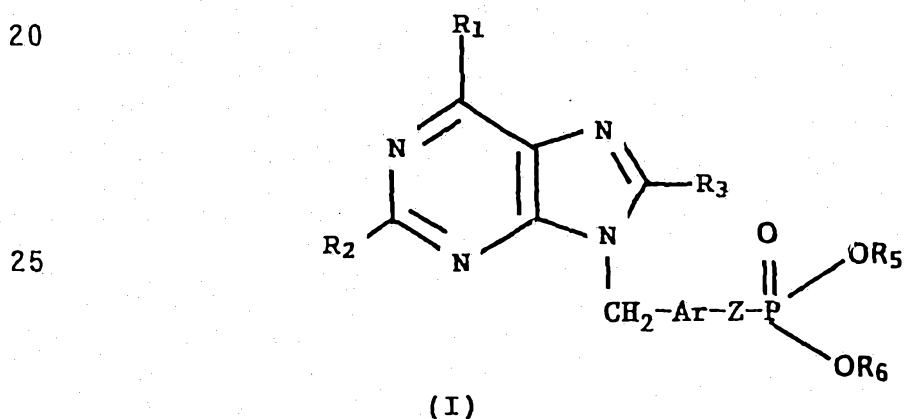
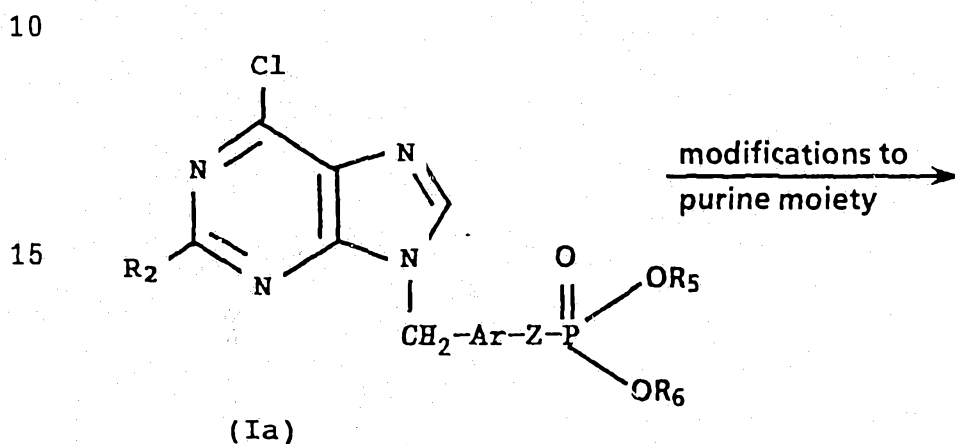
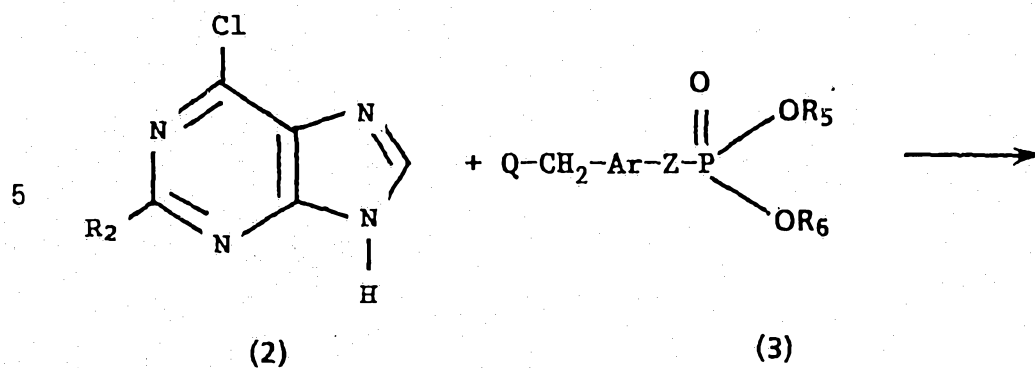


25



30

35



30 wherein R₁, R₂, R₃, Ar, Z, R₅ and R₆ are as previously defined, except that R'₄ which occurs when Z is a moiety of subtype (a) may also be a silyl ether, and Q is bromo, iodo or hydroxy.

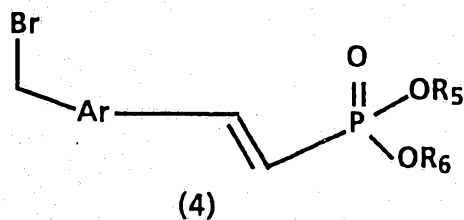
35

In those instances wherein it is desired to effect a condensation of the 6-chloro purine intermediate (2) with a phosphonoaryl (3) wherein Q is a halide, the condensation is effected by reacting a slight excess (about 10%) of the
5 6-Cl purine reactant (2) in the presence of a base such as sodium hydride (NaH), potassium carbonate (K_2CO_3) or cesium fluoride (CsF) (in amounts of about 2 equivalents) in a non-reactive solvent such as dimethylformamide (DMF) within a temperature range of about 0° to 60°C, preferably at room
10 temperature for about 4 to 18 hours.

In the instance wherein Q is OH, the condensation is effected under more neutral conditions according to the Mitsunobu-type reaction using diethyl azodicarboxylate
15 (DEAD) in the presence of $P(R')_3$ wherein R' is preferably phenyl but including methyl and isopropyl, said reaction being conducted in a suitable non-reactive solvent at 0° to 60°C.

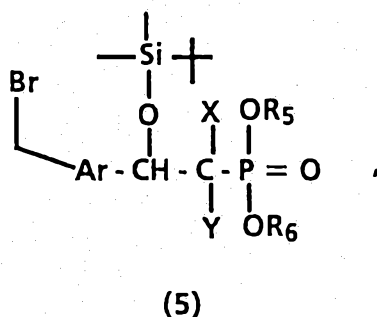
20 Of course in each instance, in those reactions wherein the Ar moiety bears an R_9 -substituent which may be affected by the reaction conditions of these condensations (or modifications of the purine base) then such substituents are modified to obviate any undesired side-reactions and,
25 at the appropriate step, are reconverted back to the desired form. For example, if R_9 is OH, then an intermediate ester or ether derivative can be formed, and at the appropriate step, the ester or ether may be hydrolyzed back to its alcohol. These principles are well-understood by
30 those of ordinary skill in the art and need not be detailed herein.

In the special instance wherein R_4 , R'_4 , X and Y of formula (3) are all hydrogen, it is preferred to condense a
35 bromomethyl derivative of the phosphonylaryl of the formula



with the purine (2) and hydrogenate the resulting products preferably using hydrogen gas in the presence of palladium on carbon (H_2 -Pd/C) according to standard techniques.

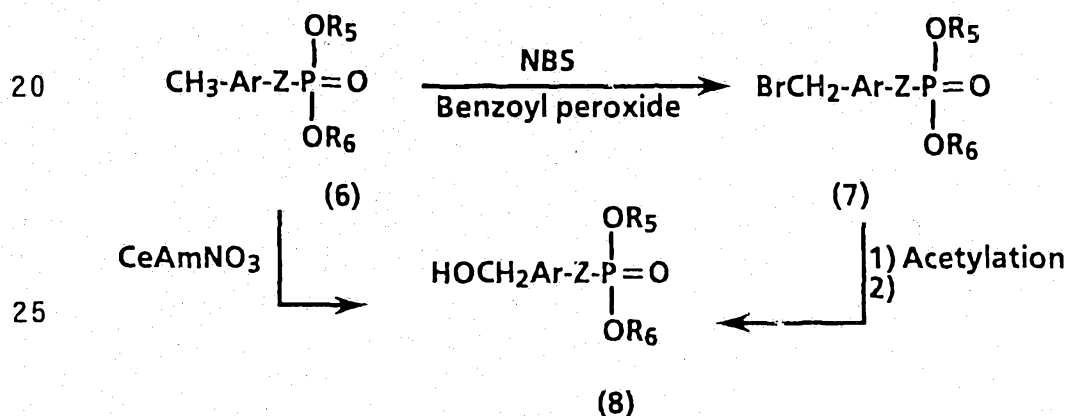
In the special instance wherein it is desired to prepare compounds of formula Ia wherein R_4 is H and R'_4 is OH or R_4 and R'_4 form a keto moiety (as defined above) it is prepared to use a silyl ether, (preferably t-butyl dimethylsilyl ether), to protect the hydroxy moiety of the phosphonyl halide, i.e.,



wherein $-\text{OSi}(\text{CH}_3)_2\text{CH}_2\text{CH}_3$ represents a t-butyl dimethylsilyl ether and following the condensation, as previously described, remove the silyl protecting group by acid hydrolysis. If the resulting alcohol is to be oxidized, the alcohol can be oxidized to the desired ketone by use of the Swern oxidation reaction. In practice it is preferred to form the silyl ether prior to activating the reactants of formula 3, as herein below described.

The "Q-activated" reactants of formula 3 may be prepared by methods well known in the art, preferably utilizing intermediates wherein the OH groups (if any) are reaction-protected prior to activation with either the halo or hydroxy moieties.

Preferably, brominations are effected with N-bromo-succinimide (NBS) or other suitable N-bromo amides in the presence of catalytic quantities of benzoyl peroxide, the reaction preferably run in CCl₄ (carbon tetrachloride) as solvent. Preparation of the reactants of formula 3 wherein Q is OH may be effected directly from (6) by reaction with CeAmNO₃ (ceric ammonium nitrate) or by converting the benzyl bromide (7) to its acetate followed by hydrolysis of the acetate with catalytic amounts of sodium methoxide in methanol, said reaction using standard procedures well known in the art.



wherein Ar, Z, R₅ and R₆ are as previously defined except that R'₄ is a silyl ether (instead of OH) and R₉ is a protected hydroxy group rather than OH (if appropriate).

Once condensation of the 6-chloro purine base (2) is effected to produce compounds of formula Ia, the modifications at the 8,6- and/or 2- positions may be effected in a stepwise fashion to produce the desired R₁, R₂ and R₃ moieties of formula I.

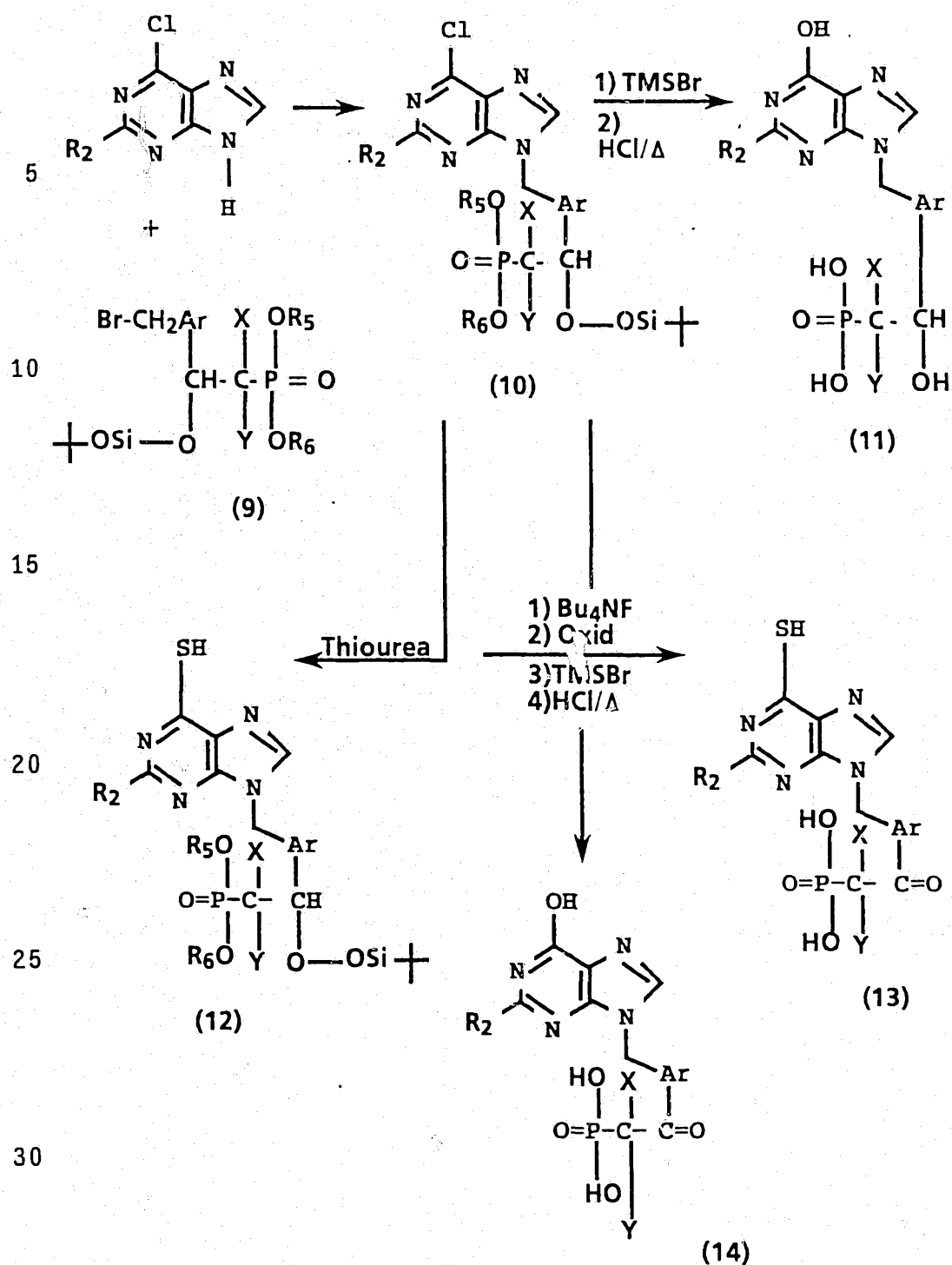
To prepare compounds of formula I wherein both R₅ and R₆ are H and R₁ is OH, the corresponding phosphonate di-esters of Ia (i.e. R₅ and R₆ are alkyl) are successively reacted with trimethylsilylbromide (TMSBr) in CH₂Cl₂, water in acetonitrile and finally in HCl (IN) at 90°C. To prepare a monoester (R₅ is H and R₆ is alkyl) and R₁ is OH, the compounds of Ia are submitted directly to HCl/H₂O hydrolysis at 90°C.

To prepare compounds of formula I wherein R₁ is SH, compounds of formula Ia are reacted with thiourea in acetic acid. De-etherification of the resulting 6-SH products by treatment with TMSBr and hydrolysis will yield compounds wherein R₁ is SH and R₅ and R₆ are H.

To prepare the compounds of formula I wherein R₁ is SH, R₂ and R₃ are as defined (formula I) and R'₄ is H or a silyl ether (-O-SiMe₃), the corresponding 6-OH analog is reacted with dimeric phosphorous pentasulfide. The resulting compounds wherein R'₄ is a silyl ether can be converted to its alcohol and, if desired, the alcohol can be oxidized to its keto analog by methods described herein. The same reactants (except that R₃ is H) can be utilized to prepare compounds of formula I wherein R₃ is NH₂ or -NH-NH₂ by halogenation (at the 8-position of the purine moiety) using a brominating or iodinating agent such as bromine in water, a N-bromo or N-iodo imide (e.g. 1,3-dibromo-5,5-dimethylhydantoin, 1,3-diiodo-5,5-dimethylhydantoin, N-iodoacetamide, preferably NBS or NIS, and most preferably

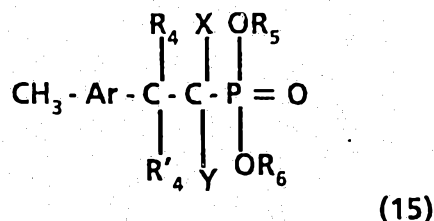
N-bromoacetamide (NBA). The so produced 8-halo analogs is reacted with hydrazine in a suitable solvent (e.g., water, ether, THF, p-dioxan, lower alkanols, ethylene glycol, chlorinated hydrocarbons (CCl_4 , CH_2Cl_2), DMF, HMPA or DMSO at temperatures of about 50° - 100°C , preferably but not necessarily using 2 to 3 fold excess of hydrazine. The corresponding 8- NH_2 compounds may be prepared by reducing the hydrazine using Raney Nickel. The 8-halo analogs used for reaction with hydrazine may be utilized to prepare compounds wherein R_3 is OH by reacting the 8-halo compound with an alkali metal or alkaline earth metal salt of a benzyl alcohol (e.g., benzyl alcohol) followed by subsequent reduction of the intermediate with hydrogen gas at atmospheric pressure in the presence of a noble metal catalyst (e.g., Pd/C).

To visualize the concepts relating to the route of synthesis and to more readily teach the alternate pathways by which the compounds of sub-type (a) wherein R_4 is H and R'_4 is OH, or R_4 and R'_4 form the defined keto moiety, the following schematic is depicted.

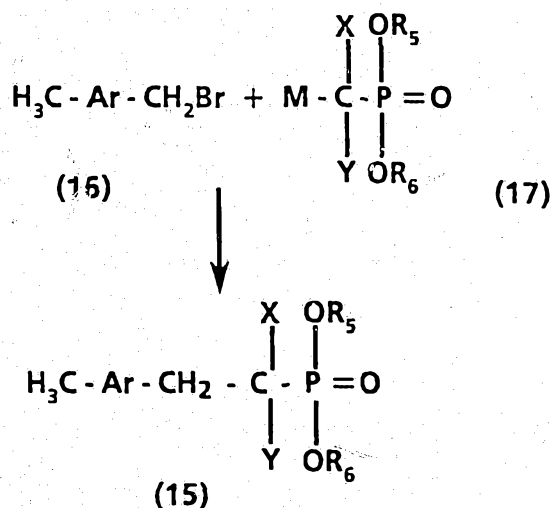


The preparation of the arylphosphonates of formula 6 may be effected using standard processes and techniques analogously known in the art; the particular route of synthesis, of course, being dependent on the definition of the Z moiety.

In the instance wherein it is desired to prepare intermediates of formula 6 wherein Z is represented by sub-type (a), i.e., compounds of formula

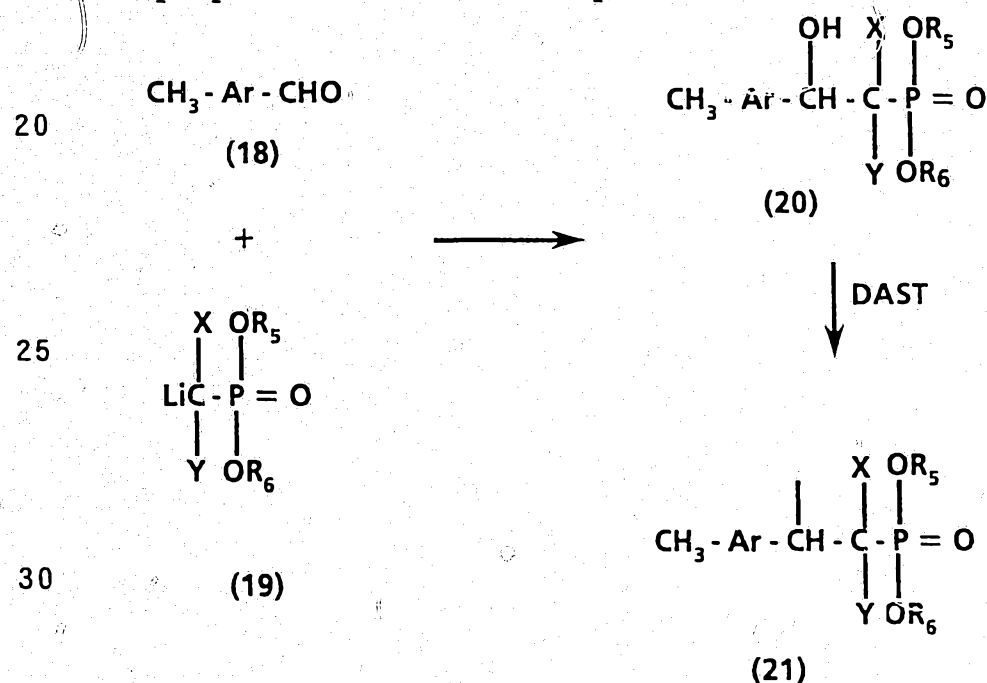


wherein Ar, R₄, R'₄, X, Y, R₅ and R₆ are as described in formula I, the specific route of synthesis is primarily dependent on the specific definitions of R₄, R'₄, X, and Y. In the instance wherein R₄ and R'₄ are hydrogen, the procedure is schematically represented as follows:

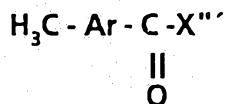


with M being Li, Na, -ZnBr, MgBr (preferably lithium) and X and Y are H, F or Cl. In this reaction the lithio derivative (17) prepared by reaction of the appropriate phosphonate with lithium di-isopropylamine (LDA) or butyl lithium, under an inert atmosphere (argon) in an anhydrous solvent (e.g. THF) at about -78°C is condensed with the aryl bromide (16) by reaction for 10-20 hours and the reaction quenched with saturated aqueous ammonium chloride (NH₄Cl). Condensation of the reactants (16 and 17) wherein M is -ZnBr is preferably effected in the presence of catalytic amounts of copper bromide at 20°C. The Zn and Mg bromide derivatives are also prepared by standard processes.

In the instance wherein R₄ is H and R'₄ is OH or F, or R₄ and R'₄ form a keto moiety (as defined), the compounds are prepared as schematically illustrated as follows:



The reaction of the aldehydes (18) with the lithio derivative (19) is effected in THF at -78°C under argon for about 3 hours and the reaction is then quenched with saturated aqueous NH_4Cl at about -78°C to -30°C to produce compounds (20). In treating compounds (20) with DAST (diethylamino sulfurtrifluoride) the reaction is run in dichloromethane at about 0°C for about 15 to 25 hours and the reaction quenched using excess methanol. The alcohols (20) may also be oxidized to their keto forms by use of the Swern oxidation reaction using oxalyl chloride in DMSO) or by the use of tetrapropylammonium perruthenate and N-methyl morpholine N-oxide. Alternatively, the ketones may be formed directly from reaction of the compounds (19) (wherein M is Li or $-\text{ZnBr}$) with compounds of the formula



wherein X'' is chloro or alkoxy.

In effecting this latter reaction to prepare the ketones directly, it is specifically preferred that X'' be alkoxy (e.g., methoxy) and M be lithium when both X and Y are H, and when both X and Y are F it is specifically preferred that X'' be chloro and M be $-\text{ZnBr}$.


In the case wherein R_4 is H, R'_4 is OH or R_4 and R'_4 form the defined ketone, it is preferred that a silyl ether of compound (20) be utilized (e.g., a t-butyl dimethylsilyloxy derivative) as already described for the condensation of the reactants (2) and (3). These silyl derivatives are prepared by reacting compounds 19 with t-butyl dimethylsilyl chloride in the presence of imidazole and the resulting products activated with NBS. Selective

removal of the silylprotecting group at a later stage is effected by treatment with tetrabutyl ammonium fluoride (Bu_4NF), as particularized above.


- 5 In the particular case when compounds of Ia are prepared wherein R_4 and R'_4 form the defined ketone and X and Y are H, it is preferred to utilize the following reaction scheme:

10

15



20

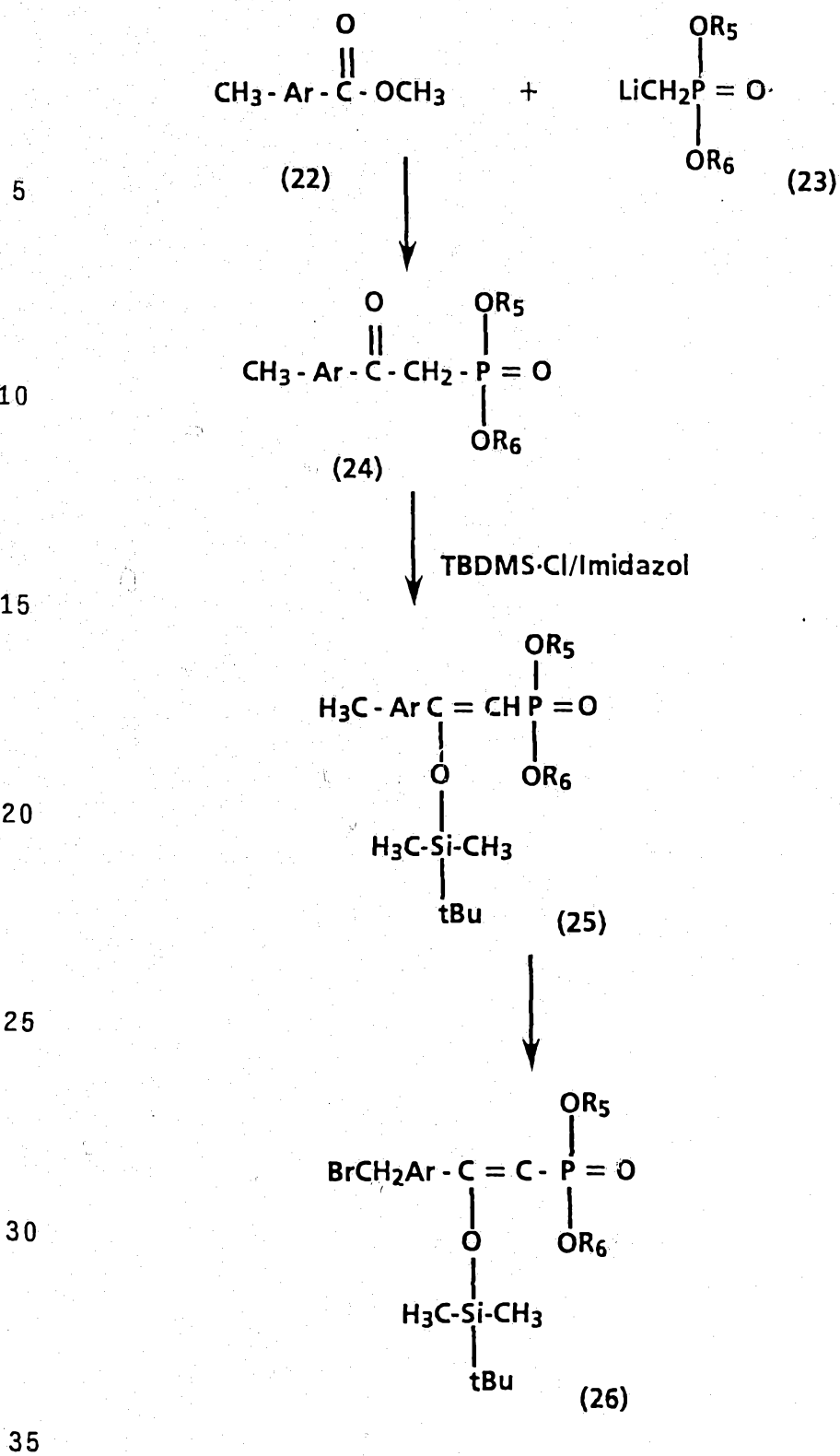


25

30

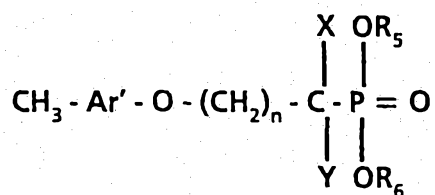


35



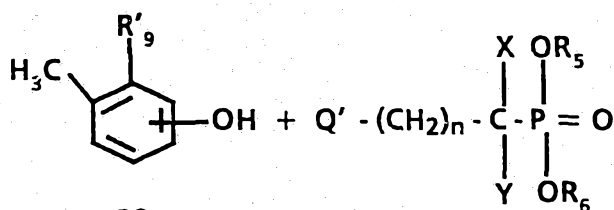
It should be noted that in the instance wherein it is desired to prepare compounds of Ia wherein Z is sub-type (a) by a condensation wherein Q of formula 3 is OH, and each of R₄, R'₄, X, and Y are H, it is preferred to reduce intermediates of sub-type (c) to obtain the appropriate reactants embraced within generic formula 3.

In the instance wherein it is desired to prepare intermediates embraced within formula 6 wherein Z is of sub-type (b), i.e., compounds of formula



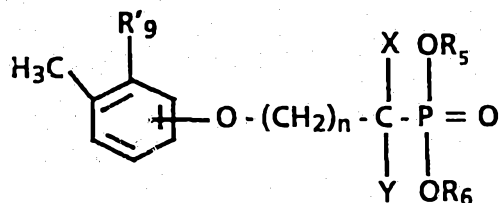
27

wherein Ar' is other than a furan or thiophene bridging moiety, standard procedures analogously known in the art may be utilized. In general, the intermediates are prepared according to the following reaction scheme:



28

29

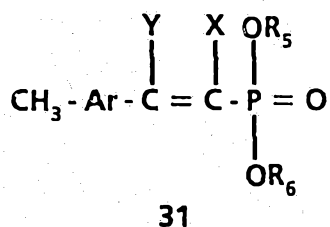


30

wherein R'₉ is as defined for R₉ in formula I other than OH, Q' is iodo, bromo, tosylate, mesylate or triflate leaving groups and n is an integer 1 to 5. The condensation is effected in the presence of a base (e.g., NaH, K₂CO₃ or KH) in a non-aqueous solvent (e.g., DMF, THF or DMSO) using standard procedures well known in the art. In the special instance wherein n is 2, the cresols (i.e., o, m, or p cresols) are reacted with ethylene carbonate in the presence of KF to obtain the benzoxy ethyl-1-ol- ether which is converted to its 1-bromo derivative by reaction with bromine in the presence of triphenyl phosphine (PØ₃) in benzene in the presence of a base to afford the benzoxy ethyl bromide, by standard procedures is reacted with a lithio derivative of formula (17) to produce compounds (30a) wherein n is 2.

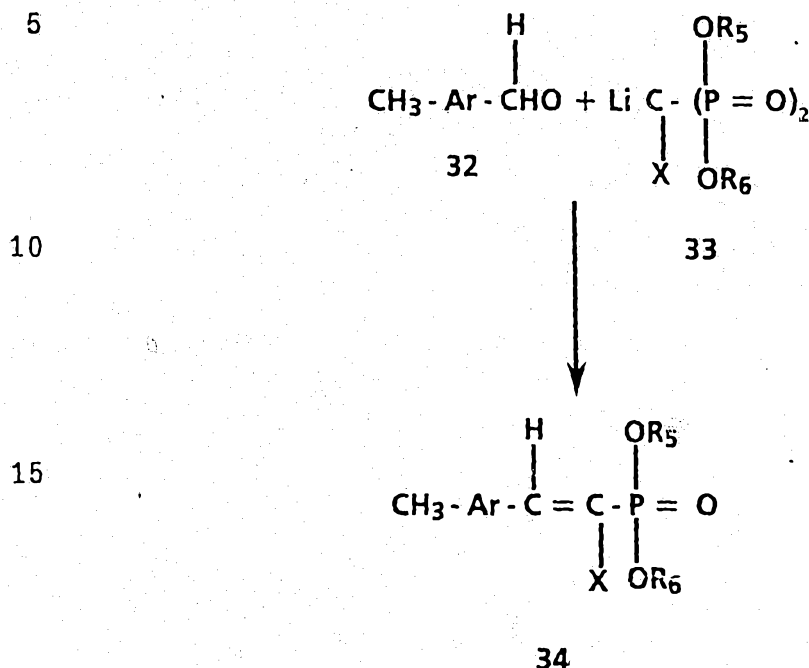
Of course, when n is zero and X and Y are both H, it is preferred to use the process wherein Q' is a tosylate (of compounds 29) using NaH as a base in DMF.

In those instances wherein it is desired to prepare compounds of formula 6 wherein Z is represented by sub-type (c), i.e., compounds of the formula

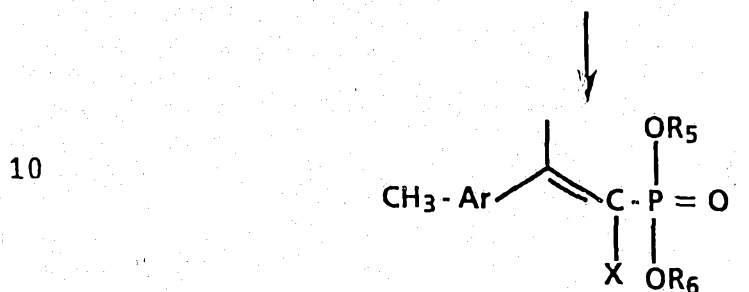
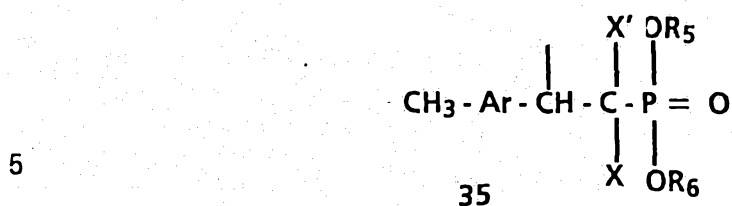


wherein Ar, X, Y, R₅ and R₆ are as defined as in formula I, said compounds may be prepared by methods and processes analogously known in the art.

In the instance wherein Y is H and X is H, F or Cl, an aryl aldehyde (32) is condensed with a lithio derivative of an X-substituted diphosphonate derivative (33) according to the reaction scheme:



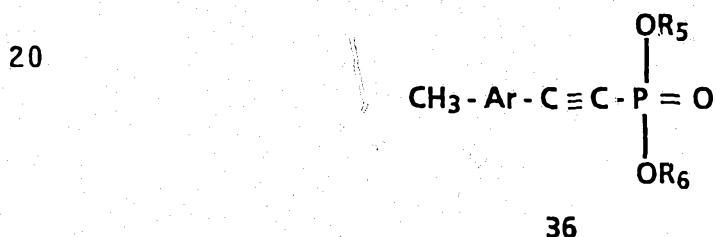
The reaction is conducted at -78°C in THF and prior to quenching the mixture is allowed to warm to about 20°C before hydrolysis with saturated aqueous NH_4Cl . When Y is F and X is H, F, or Cl, the preparation is effected using a compound of sub-type (a) (i.e., compound (35) wherein X' is F or Cl) which is treated with a base, preferably tBuOK , DBU or DMAP in a non-reactive solvent (DMF or DMSO) at temperatures of about 40°C to 80°C . In this reaction the double bond is created by the loss of HX' . By choosing the appropriate analogs of compounds (35) and by following the foregoing treatment with a base, the desired Y and X compounds (34a) may be prepared when either HF or HCl is split off. The reaction is depicted as follows:



34a

15

In the instance wherein it is desired to prepare intermediates of formula 6 wherein Z is represented by sub-typed (d), i.e., compounds of formula



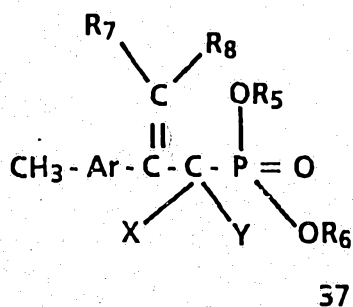
25

the compounds are prepared by treatment of compounds of formula (24) with two equivalents of DAST at 0°C to 20°C in CH₂Cl₂ for 1 to 5 hours and the reaction is quenched with excess methanol to yield the desired products 36.

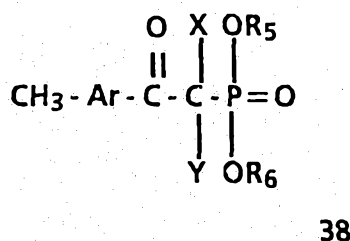
30

In those instances wherein it is desired to prepare compounds of formula 6 wherein Z is represented by sub-type (e), i.e., compounds of the formula

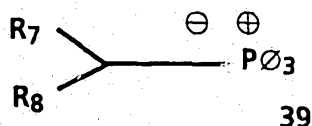
35



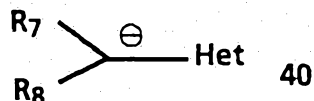
10 Their preparation may be effected in a one or two step olefination process using compounds of formula 38



20 In the one-step process a Wittig-type olefination process using a phosphonium ylide of the formula

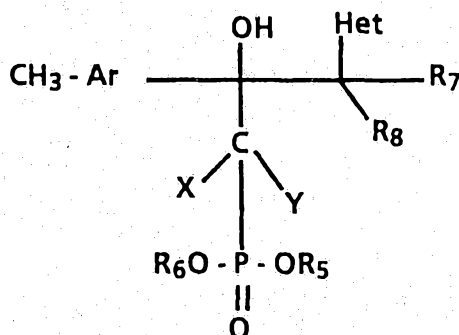


25 reacted with a compound of formula 38 (especially when X and Y are F); the reaction being conducted in THF at -78°C to 0°C yield the double bond. Alternatively reactant 39 may be replaced with a reactant (40) of the formula



30 wherein Het is -SØ, SiMe₃, SeØ, -SMe or SeMe, and when reacted will produce compounds of formula (41)

35



41

10 In those instances wherein Het is SiMe₃, the Peterson
olefination is utilized using (a) treatment of 41 with NaH
in DMF at 0° to 60°C or (b) treatment of 41 with an acid,
e.g., PTSA (p-toluenesulfonic acid) at elevated tempera-
15 tures. When het is other than SiMe₃, treat 41 with SOCl₂,
POCl₃ or PI₃ with Et₃N or pyridine in CH₂Cl₂ at temperature
of about -20° to 20°C.

The following examples will illustrate the methods by
which the compounds of this invention may be prepared.

20 SYNTHESIS OF 1:

[2-[2-[(2-amino-1,6-dihydro-6-oxo-9H-purin-9-yl)methyl]phenyl]-1,1-difluoroethyl]phosphonic acid

25 PREPARATION OF 1A: [2-[2-methylphenyl]-1,1-difluoroethyl]phosphonic acid, diethyl ester

30 30 mmol (5.64 g) of diethyl difluoromethane phosphonate
dissolved in 30 ml of anhydrous tetrahydrofuran (THF) are
slowly added to a stirred solution of (LDA) lithium diiso-
propylamide (prepared at 0°C from 31 mmol of n-butyllithium
and 30 mmol of diisopropylamine in 30 ml of anhydrous THF)
at -78°C under argon. After 30 minutes, 45 mmol (8.33 g) of
2-bromo-o-xylene are added to the reaction mixture which is

35

stirred at -78°C for 15 hours and quenched by adding 20 ml of an aqueous saturated solution of ammonium chloride. The crude mixture is evaporated to dryness; the residue is suspended in 50 ml of water and extracted 3 times with 100 ml of ethylacetate. The organic layers are dried over sodium sulfate, filtered and evaporated to give approximately 8 g of crude product which is purified by flash chromatography on silica gel affording 3.6 g of 1A (41% yield).

10 PREPARATION OF 1B: [2-[2-[(2-amino-1,6-dihydro-6-chloro-9H-purin-9-yl)methyl]phenyl]-1,1-difluoroethyl]phosphonic acid, diethyl ester

15 N-bromo-succinimide (3 mmol, 0.53 gr) and benzoyl peroxide (5 mg) are added to a solution of 1A (3 mmol, 0.88 g in 20 ml of carbon tetrachloride). The mixture is refluxed, by heating with a lamp for 90 minutes, until all solid succinimide is apparent. The reaction mixture is filtered to remove succinimide and the filtrate is 20 evaporated to dryness to give 1.1 g of an oil which is then added to a stirred solution of the sodium salt of 6-chloroguanine (prepared in 5 ml DMF by adding 3.2 mmol of sodium hydride to 3.9 mmol of 6-chloroguanine at 20°C under argon). The reaction mixture is stirred at 20°C for 25 20 hours, evaporated under reduced pressure and purified by flash chromatography on silica gel giving 1.15 g of expected 1B (42%).

30 PREPARATION OF 1: [2-[2-[(2-amino-1,6-dihydro-6-oxo-9H-purin-9-yl)methyl]phenyl]-1,1-difluoroethyl]phosphonic acid

4 mmol (0.5 ml) of trimethylsilylbromide (TMSBr) are added to a stirred solution of 1C (0.6 g; 1.3 mmol) in 5 ml of

35

anhydrous dichloromethane at 20°C under argon. The reaction mixture is stirred for 20 hours and 0.5 ml of TMSBr is added to the reaction mixture. After 20 hours, the reaction mixture is evaporated; the residue is dissolved in 3 ml of acetonitrile and quenched with approximately 0.2 ml of water.

The mixture is evaporated and the residue is heated in 7 ml of 1N HCl at 100°C for 20 hours. The mixture is evaporated and the product is obtained after 2 recrystallizations from hot water: 200 mg (38% yield; mother liquors contain essentially pure product for subsequent isolation.)

SYNTHESIS OF 2:

[2-[2-[(2-amino-1,6-dihydro-6-oxo-9H-purin-9-yl)-methyl]phenyl]-1-fluoroethenyl]phosphonic acid

PREPARATION OF 2A: [2-(2-methylphenyl)-1-fluorethenyl]phosphonic acid, diethyl ester

20 mmol (6.72 g) of bis(diethylphosphonyl)fluoromethane dissolved in 20 ml of anhydrous THF are slowly added to a -78°C solution of lithium diisopropylamide (prepared by adding 22 mmol of n-butyllithium to a solution of 22 mmol of diisopropylamine in 16 ml of THF at 0°C). After 30 minutes at -78°C, a solution of 30 mmol (3.5 ml) of freshly distilled o-tolualdehyde in 20 ml of THF is added to the reaction mixture which is stirred at -78°C for 3 hours and at 20°C for 5 hours, quenched with 20 ml of aqueous saturated ammonium chloride and evaporated to dryness. The residue is suspended in 30 ml of water and extracted three times with 100 ml of ethylacetate. The organic layers are

35

washed with brine, dried over sodium sulfate, filtered, and evaporated to give 5 g of crude material which is purified by flash chromatography on silica gel affording 70 mmol (50%) of 2A.

5

PREPARATION OF 2D: [2-[2-(2-amino-1,6-dihydro-6-chloro-9H-purin-9-yl)methyl]phenyl]-1-fluoroethenyl]phosphonic acid, diethyl ester

10

Benzoyl peroxide (10 mg) is added to a suspension of NBS (10 mmol) and 2A (10 mmol) in 15 ml of anhydrous carbon tetrachloride. The mixture is heated to reflux with a lamp until all solid is floating up. The reaction mixture is filtered and evaporated to give 2C as an oil which is then dissolved in 4 ml of anhydrous DMF and added to a stirred solution of the sodium salt of 6-chloro-guanine (prepared by adding 10 mmol of NaH (as a 60% solution w/v) to 10 mmol of 6-chloro-guanine in 10 ml of anhydrous DMF at 20°C under argon). After 20 hours at 20°C, the reaction mixture is evaporated to dryness and the crude residue is directly purified by flash chromatography on silica gel giving 4 mmol of product 2D (40% yield).

15

20

PREPARATION OF 2: [2-[2-[(2-amino-1,6-dihydro-6-oxo-9H-purin-9-yl)methyl]phenyl]-1-fluoroethenyl]phosphonic acid

25

The preparation of 2 from 2D was performed using the procedure already described for the transformation of 1C into 1.

30

35

SYNTHESIS OF 3:

[2-[2-[(2-amino-1,6-dihydro-6-oxo-9H-purin-9-yl) methyl]-phenyl]-1,1,2-trifluoroethyl]phosphonic acid

5 PREPARATION OF 3A: [2-hydroxy-2-(2-methylphenyl) 1-difluoro-ethyl]phosphonic acid, diethyl ester

42.5 mmol of diethylphosphinyl difluoromethane (8 g) dissolved in 42 ml of anhydrous THF are slowly added to a stirred solution of freshly prepared lithium diisopropyl-
10 amide (42.5 mmol) in 40 ml of THF at -78°C under argon. The reaction mixture is stirred at -78°C for 35 minutes and 7.65 g of o-tolualdehyde (63.75 mmol) dissolved in 42 ml of THF are added to the reaction mixture which is stirred at
15 -78°C for 4 hours, quenched at -78°C by addition of 40 ml of saturated aqueous ammonium chloride and evaporated under reduced pressure. The residue is suspended in water and extracted three times with 200 ml portions of ethyl acetate. The organic layers are washed with brine, dried
20 over sodium sulfate, filtered, evaporated and purified by flash chromatography on silica gel to give 10.67 g of 3A as white crystals (81% yield).

25 PREPARATION OF 3B: [2-fluoro-2-[2-methylphenyl]-1,1-difluoroethyl]phosphonic acid, diethyl ester

2.3 ml of diethylamino sulfur trifluoride (DAST) are added dropwise to a stirred solution of 3A (4.6 g; 15 mmol) in 20 ml of anhydrous dichloromethane at 20°C under argon. After two hours at 20°C, the reaction mixture is slowly
30 quenched at 0°C with excess methanol (5 ml), evaporated to dryness and directly purified by flash chromatography on silica gel to give 4.22 g of product 3B (91% yield).

35

PREPARATION OF 3C : [2-[2-[(2-amino-1,6-dihydro-6-chloro-9H-purin-9-yl)methyl]phenyl]-1,1,2-trifluoroethyl]-phosphonic acid, diethyl ester

5 The bromination reaction of 3B and subsequent condensation with 6-chloroguanine was run exactly as described for the preparation of 1C from 1B.

PREPARATION OF 3: [2-[2-[(2-amino-1,6-dihydro-6-oxo-9H-purin-9-yl)methyl]phenyl]-1,1,2-trifluoroethyl]phosphonic acid

10 Final product 3 was isolated after deprotection with TMSBr/CH₂Cl₂ and 1N HCl in water as described for the preparation of 1 from 1C.

SYNTHESIS OF 4:

[2-[2-[(2-amino-1,6-dihydro-6-oxo-9H-purin-9-yl)-methyl]-phenyl]-2-hydroxy-1,1-difluoroethyl]phosphonic acid

20 PREPARATION OF 4A: [2-(t-butyldimethylsilyloxy)-2-(2-methyl-phenyl)-1,1-difluoroethyl]phosphonic acid, diethyl ester

25 Diethylphosphinyl difluoromethane (4.7 g, 25 mmol) dissolved in 25 ml of anhydrous THF is added dropwise to a -78°C solution of lithium diisopropylamide (LDA) (prepared by reacting 25 mmol of n-butyllithium with 25 mmol of diisopropylamine at 0°C in 25 ml of THF) under argon. After 35 minutes at -78°C, a solution of o-tolualdehyde (30 mmol, 3.6 g) in 20 ml of anhydrous THF is added to the reaction mixture. After 3 hours at -78°C, 30 mmol of t-butyldimethylsilylchloride are added to the reaction mixture which is

35

stirred at -20°C for 2 hours, quenched with 10 ml of water, evaporated, extracted 3 times with 120 ml portions of ethylacetate. The organic layers are gathered, dried over sodium sulfate, filtered, evaporated and purified by flash chromatography on silica gel to give 8.8 g of product 4A (21 mmol, 84% yield).

10 PREPARATION OF 4B: [2-(2-amino-1,6-dihydro-6-oxo-9H-purin-9-yl)methyl]phenyl]-[2-(t-butyldimethylsilyloxy)-1,1-difluoroethyl]phosphonic acid, diethyl ester

The preparation of 4B from 4A was performed using the procedure already described for the transformation of 1A into 1C.

15 PREPARATION OF 4C: [2-[2-amino-1,6-dihydro-6-oxo-9H-purin-9-yl)methyl]phenyl]-2-hydroxy-1,1-difluoroethyl]phosphonic acid, diethyl ester

20 12 mmol (3.85 g) of tetrabutyl ammonium fluoride are added in one portion to a stirred solution of 4B (6 mmol) dissolved in 150 ml of THF. The reaction mixture is stirred at 20°C for 20 hours, evaporated to dryness and purified by flash chromatography on silica gel giving 4.8 mmol of 4C (80% yield).

25 PREPARATION OF 4: [2-[2-[(2-amino-1,6-dihydro-6-oxo-9H-purin-9-yl)methyl]phenyl]-2-hydroxy-1,1-difluoroethyl]-phosphonic acid

30 Compound 4 was obtained from 4C by the two chemical deprotection steps (TMSBr; H₃O⁺) already described.

35

SYNTHESIS OF 5:

2-[2-[(2-amino-1,6-dihydro-6-oxo-9H-purin-9-yl)methyl]-phenyl]-2,2-dihydroxy-1,1-difluoroethyl] phosphonic acid

5 PREPARATION OF 5A FROM 4C: [2-[2-(2-amino-1,6-dihydro-6-oxo-9H-purin-9-yl)methyl]phenyl]-2-hydroxy-1,1-difluoroethylphosphonic acid, diethyl ester

60 mmol (4.3 ml) of DMSO dissolved in 25 ml of
10 anhydrous dichloromethane are added dropwise at -65°C to a stirred solution of 30 mmol of oxalylchloride (26 ml) in 25 ml of anhydrous dichloromethane under argon. The reaction mixture is stirred at -65°C for 5 minutes and 20 mmol of 4C dissolved in 25 ml of CH₂Cl₂ are added. The
15 reaction flask is removed from the cooling bath for a few minutes and the mixture is stirred again at -65°C for 15 minutes. At that time, 100 mmol (13.8 ml) of triethylamine are added to the reaction mixture which is stirred for 10 minutes at -65°C, quenched with aqueous citric acid,
20 stirred a few minutes at 20°C, extracted with dichloromethane (3 times with 75 ml portions), washed with brine, dried over Na₂SO₄, filtered, evaporated, and purified by flash chromatography on silica gel giving 13.5 mmol of product 4C (67%).

25 PREPARATION OF 5: [2-[2-[(2-amino-1,6-dihydro-6-oxo-9H-purin-9-yl)methyl]phenyl]-2,2-dihydroxy-1,1-difluoroethyl]-phosphonic acid

30 Final product 5 is obtained from 5A by two deprotection steps performed as in the preparation of 1 from 1C.

35

SYNTHESIS OF 6:

[3-[2-[(2-amino-1,6-dihydro-6-chloro-9H-purin-9-yl)methyl]-
phenoxy]-1,1-difluoropropyl]phosphonic acid

5

PREPARATION OF 6A: 3-(2-methylphenoxy)-1-propanol

300 mmol of ortho-cresol, 334 mmol of ethylene carbonate and 325 mmol of potassium fluoride are added to 100 ml of anhydrous DMF and stirred at 125°C for 50 hours under argon. 40 mmol of ethylene carbonate and 40 mmol of KF are added to the reaction mixture which is then stirred for another 24 hours at 125°C.

15 The reaction mixture is cooled to 20°C, filtered, and evaporated. The residue is purified by flash chromatography on silica gel to give 38.6 g of expected product (85% yield).

PREPARATION OF 6B: 3-(2-methylphenoxy)-1-bromopropane

20 10 g of bromine (62.5 mmol) dissolved in 30 ml of benzene (or acetonitrile) are slowly added to a stirred solution of triphenylphosphine (64 mmol) in 100 ml of benzene (or acetonitrile). After 15 minutes, triethylamine (64 mmol) dissolved in 35 ml of benzene (or acetonitrile) is added to the reaction mixture followed by addition of the starting material 6A (9.68 g; 63.7 mmol) dissolved in 50 ml of benzene (or acetonitrile). The reaction mixture is stirred at 20°C for 20 hours, filtered (to removed most of the triphenylphosphine oxide), evaporated, and purified by flash chromatography on silica gel to give 9.8 g of expected product.

30

35

PREPARATION OF 6C: [3-(2-methylphenoxy)-1,1-difluoropropyl]-
phosphonic acid, diethyl ester

30 mmol (5.64 g) of difluoromethyl O,O-diethylphospho-
5 nate dissolved in 30 ml of anhydrous THF are slowly added
to a stirred solution of 37 mmol of LDA (prepared from
31 mmol of n-butyllithium and 31 mmol of diisopropylamine
in 30 ml of THF) at -78°C under argon. The reaction mixture
is stirred at -78°C for 30 min and the starting material 6B
10 (20 mmol) dissolved in 10 ml of anhydrous THF is added to
the reaction mixture. Stirring is continued for 3 hours at
-78°C; the temperature is slowly raised to 20°C, and the
reaction mixture is quenched with saturated aqueous
ammonium chloride. The crude mixture is then evaporated and
15 extracted with ethylacetate. The organic layers are gather-
ed, washed with water and brine, dried over sodium sulfate,
filtered, evaporated, and purified by flash chromatography
on silica gel to give 40% (16 mmol) of the expected
condensation product.

20 PREPARATION OF 6D: [3-[2-[(2-amino-1,6-dihydro-6-chloro-9H-
purin-9-yl)methyl]phenoxy]-1,1-difluoropropyl]phosphonic
acid, diethyl ester

6 mmol of starting material 6C dissolved in 15 ml of
25 anhydrous carbon tetrachloride are heated with a lamp with
6 mmol of N-bromosuccinimide and a few milligrams of
benzoylperoxide during 35 minutes. The crude mixture is
filtered to remove succinimide and the filtrate is evap-
orated to dryness, dissolved in 8 ml of anhydrous DMF and
30 stirred at 20°C under argon with 6.5 mmol of 6-chloro-
guanine and 13 mmol of potassium carbonate for 24 hours.

35

The mixture is evaporated to dryness and the residue is suspended in 50 ml ethylacetate, washed with ammonium chloride and brine, dried over sodium sulfate, filtered, evaporated, and purified by flash chromatography on silica gel to give 3 mmol of the expected product.

PREPARATION OF 6: [3-[2-[(2-amino-1,6-dihydro-6-chloro-9H-purin-9-yl)methyl]phenoxy]-1,1-difluoropropyl]phosphonic acid

10 9 mmol of freshly distilled TMSBr are slowly added to a stirred solution of starting material 6D (3 mmol) dissolved in 10 ml of anhydrous dichloromethane at 20°C under argon. The reaction mixture is stirred at 20°C for 20 hours and evaporated to dryness. The residue is dissolved in 8 ml of
15 anhydrous acetonitrile and quenched with 10 mmol of water. A white precipitate is formed which is separated by filtration and collected to give the expected product which is used without further purification in the next step.

20 2 mmol of starting material dissolved in 10 ml of 1N HCl and 2 ml of THF are heated at 90-100°C for 20 hours. The reaction mixture is cooled to 20°C, evaporated to dryness, dissolved in saturated aqueous triethylammonium bicarbonate, filtered and crystallized by addition of 1N
25 HCl.

The white solid is collected, dried under reduced pressure to give 1.7 mmol of expected product as the hemi-hydrate.

30

35

SYNTHESIS OF 7:

[2-[(2-amino-1,6-dihydro-6-oxo-9H-purin-9yl) methyl]-
phenoxy]methylphosphonic acid

5 PREPARATION OF 7A: 2-methylphenoxyethyl phosphonic acid,
diethyl ester

Sodium hydride (8 mmol of a 60% suspension in oil) is added to a stirred solution of o-cresol (8 mmol, 864 mg) in 10 ml of anhydrous DMF at 20°C under argon. After 45 minutes, the O,O-diethyl methyl phosphonate tosylate derivative (8 mmol, 2.54 g) dissolved in 3 ml of DMF is added to the reaction mixture which is stirred at 60°C for 20 hours, evaporated under reduced pressure and purified by 15 flash chromatography on silica gel to give 1.1 g of product (69% yield).

PREPARATION OF 7B: [2-[(2-amino-1,6-dihydro-6-chloro-9H-purin-9yl)methyl]phenoxy]methylphosphonic acid, diethyl
20 ester

The phosphonate 7A (1.03 g, 4 mmol), N-bromosuccinimide (4.2 mmol; 743 mg) and a few milligrams of benzoyl peroxide in 10 ml of CCl₄ are heated to reflux under a heating lamp. After 35 minutes, the reaction mixture is filtered and 25 evaporated to give 1.3 g of an oil which is dissolved in 3 ml of anhydrous DMF and added to a stirred suspension of 6-chloroguanine (4.4 mmol; 745 mg) and potassium carbonate (10 mmol; 1.38 g) in 6 ml of anhydrous DMF at 20°C under argon. After 40 hours, the reaction mixture is evaporated 30 under reduced pressure and purified by flash chromatography on silica gel giving 1.25 g of expected product (74% yield).

35

PREPARATION OF 7: [2-[(2-amino-1,6-dihydro-6-oxo-9H-purin-9-yl) methyl]phenoxy]methylphosphonic acid

By chemical deprotection using TMSBr and then aqueous hydrolysis performed as already described one obtains the title compound.

SYNTHESIS OF 8:

[2-[2-[(2-amino-1,6-dihydro-6-oxo-9H-purin-9-yl)methyl]-phenyl]1,1-difluoro-2-propenyl]phosphonic acid

PREPARATION OF 8A: [2-[2-methylphenyl]1,1 difluoro-oxoethyl]-phosphonic acid, diethyl ester

50 mmol (13,35 g) of O,O-diethylbromodifluoromethane phosphonate dissolved in 50 ml of dimethoxyethane (DME) are slowly added to a stirred suspension of freshly activated zinc (55 mmol) in 15 ml of DME at such a rate that a gentle reflux is maintained. The reaction mixture is stirred at 20°C for 2 hours and 60 mmol of o-toluic acid chloride (25 g) dissolved in 15 ml of DME are added to the reaction mixture which is stirred at 20°C for 20 hours. The crude material is filtered over celite and the filtrate is evaporated to dryness and directly purified by flash chromatography on silica gel giving 30 mmol of product 8A (60%).

PREPARATION OF 8B: [2-[2-methylphenyl]1,1 difluoro-2-propenyl]phosphonic acid, diethyl ester

35 mmol of n-butyllithium (21.8 ml of 1.6N solution in hexene) are slowly added to a stirred suspension of 35 mmol of methyl triphenylphosphonium bromide in 50 ml of THF at -78°C under argon. The reaction mixture is stirred for 2 hours at 0°C, and 30 mmol of compound 8A dissolved in 30 ml of THF are added to this reaction mixture at -78°C.

After stirring at -78°C for 2 hours and at 0°C for 2 hours, the reaction mixture is hydrolyzed with saturated aqueous ammonium chloride. The crude product is evaporated under reduced pressure and extracted 3 times with 100 ml of ethyl acetate. Usual work-up and purification by flash chromatography on silica gel affords 18 mmol of 8B (60% yield).

10 PREPARATION OF 8C: [2-[2-[(2-amino-1,6-dihydro-6-chloro-9H-purin-9-yl)methyl]phenyl]1,1 difluoro-2-propenyl]phosphonic acid, diethyl ester

The bromination reaction of 8B and subsequent condensation with 6-chloroguanine was run exactly as described for the preparation of 1C from 1B.

15 PREPARATION OF 8: [2-[2-[(2-amino-1,6-dihydro-6-oxo-9H-purin-9-yl)methyl]1,1 difluoro-2-propenyl]phosphonic acid

20 Final product 8 was isolated from 8C after deprotection with TMSBr/CH₂Cl₂ and 1N HCl in water as described for the preparation of 1 from 1C.

SYNTHESIS OF 9:

25 [2-[2-[(2-amino-1,6-dihydro-6-oxo-9H-purin-9-yl)methyl-phenyl]ethynyl]phosphonic acid

PREPARATION OF 9A: [2-[2-methylphenyl]-2-oxoethane phosphonic acid, diethyl ester

30 100 mmol of n-butyllithium are slowly added to a stirred solution of 100 mmol of methyl phosphonic acid, diethyl ester dissolved in 100 ml of THF at -78°C under argon. The reaction mixture is stirred at -78°C for 2 hours and 50 mmol of o-toluene acid methyl ester dissolved in 50 ml of THF are added to the reaction mixture which is stirred at -78°C for 20 hours and at 0°C for 2 hours before
35

being hydrolyzed by saturated aqueous ammonium chloride. Usual work-up and flash chromatography on silica gel affords 45 mmol (90% yield) of product 9A.

5 PREPARATION OF 9B: [2-[2-methylphenyl]ethynylphosphonic acid, diethyl ester

61 mmol (8 ml) of diethylamino sulfurtrifluoride (DAST) are slowly added to a solution of 30 mmol of 9A in 50 ml of anhydrous dichloromethane at 0°C. The reaction mixture is stirred at 20°C for 30 hours, and slowly quenched with excess methanol (5 ml) at 0°C. The reaction mixture is evaporated to dryness and directly purified by flash chromatography on silica gel giving 24 mmol of product 9B (80% yield).

15 PREPARATION OF 9C: [2-[2-[(2-amino-1,6-dihydro-6-chloro-9H-purin-9-yl)methyl]phenyl]ethynyl]phosphonic acid, diethyl ester

20 The bromination reaction of 9B and subsequent condensation with 6-chloro-guanine was run exactly as described for the preparation of 1C from 1B.

25 PREPARATION OF 9: [2-[2-[(2-amino-1,6-dihydro-6-oxo-9H-purin-9-yl)methyl]phenyl]ethynyl]phosphonic acid

20 mmol (2,5 ml) of TMSBr are added to a stirred solution of 9C (5 mmol) in 25 ml of anhydrous dichloromethane at 20°C under argon. The reaction mixture is stirred for 20 hours and evaporated under reduced pressure. The residue is dissolved in 20 ml of acetonitrile and a white solid is precipitated by addition of 0.5 ml of water. The white solid is collected by filtration and dissolved in

a mixture of 15 ml of 0.2H HCl and 6 ml of THF. This solution is heated at 60°C for 8 hours and the final product 9 is obtained after crystallization on cooling (1.4 mmol, 28% yield).

5

SYNTHESIS OF 10:

[2-[2-[(2-amino-1,6-dihydro-6-oxo-9H-purin-9-yl)methyl-phenyl]ethenyl]phosphonic acid

10 PREPARATION OF 10A: [2-[2-methylphenyl]-ethenyl] phosphonic acid, diethyl ester

38 mmol (10.95 g) of bis(diethylphosphonyl)methane dissolved in 25 ml of anhydrous tetrahydrofuran are slowly added to a suspension of NaH (42 mmol) in 20 ml of anhydrous tetrahydrofuran, at -15°C, under argon. After 45 minutes, 38 mmol (4.6 g) of o-tolualdehyde dissolved in 40 ml of tetrahydrofuran are added to the reaction mixture at 0°C. After stirring at 20°C for 18 hours, the crude reaction mixture is quenched with 20 ml of aqueous saturated ammonium chloride and evaporated to dryness. The residue is suspended in 35 ml of water and extracted three times with 100 ml of ethyl acetate. The organic layers are washed with brine, dried over sodium sulfate, filtered and evaporated to give 11 g of crude material which is purified by flash chromatography on silica gel affording 7.53 g of product 10A (75% yield).

30 PREPARATION OF 10B: [2-[2-[(2-amino-1,6-dihydro-6-chloro-9H-purin-9-yl)methyl]phenyl]ethenyl]phosphonic acid, diethyl ester

Benzoyl peroxide (20 mg) is added to a suspension of N-bromosuccinimide (20 mmol) and [2-[2-methylphenyl]-ethenyl] phosphonic acid, diethyl ester (20 mmol) in 15 ml of anhydrous carbon tetrachloride. The mixture is heated to

reflux with a lamp until all solid is floating up. The reaction mixture is filtered and evaporated to give an oil which is then dissolved in 10 ml of anhydrous dimethylformamide and added to a stirred solution of the sodium salt of 6-chloro-guanine (prepared by adding 20 mmol of NaH to 20 mmol of 6-chloro-guanine in 10 ml of anhydrous dimethylformamide at 20°C under argon. The reaction mixture is stirred for 20 hours at 20°C, evaporated to dryness and the crude residue is directly purified by flash chromatography on silica gel giving 12 mmol of product 10B (60% yield).

PREPARATION OF 10: [2-[2-[(2-amino-1,6-dihydro-6-oxo-9H-purin-9-yl)methylphenyl]ethenyl]phosphonic acid,

15 The preparation of 10 from 10B is performed using the procedure already described for the transformation of 1B to 1 of Synthesis 1.

20

25

30

35

BIOLOGICAL USEFULNESS

The ability of the compounds of this invention to act as immunosuppressant, antilymphoma, antileukemic, anti-viral, and antiprotozoal agents and as agents useful in the treatment of gout, psoriasis and autoimmune diseases can be demonstrated by their ability to inhibit purine nucleoside phosphorylase (PNP). Purine nucleoside phosphorylase (PNP) inhibitory activity can be determined by the coupled xanthine oxidase method of Kalckar, using inosine as the substrate [H.M. Kalckar, J. Biol. Chem. 167, 429-443 (1947)]. Apparent dissociation constants (K_i) were measured at 1 mM inorganic phosphate using 0.1 M HEPES buffer (pH 7.4), four concentrations of inosine ranging from 0.05 mM to 0.15 mM and various concentrations of inhibitor. The K_i for representative members of the compounds of formula 1 are tabulated in table 1 and are compared to the K_M values of the substrate inosine using PNP from various sources. Moreover, compounds of this invention have been shown to be effective against lymphomas (human MoLT-4 cells) and thus have antilymphomic and antileukemic activities. The presence of 2'-deoxyguanosine (about 1-10 μ M), a natural metabolite, appears to be important for activity against lymphoma cells in culture.

COMPOUND	<u>K_i (M)</u> PNP SOURCE			
	Bovine Spleen	Rat Erythrocytes	Human Erythrocytes	E. Coli
5 [2-[2-[(2-amino-1,6-dihydro-6-oxo-9H-purin-9-yl)methyl]phenyl]-1,1-difluoroethyl]phosphonic acid	4×10^{-9}	2×10^{-9}	13×10^{-9}	15×10^{-9}
10 [2-[2-[(2-amino-1,6-dihydro-6-oxo-9H-purin-9-yl)methyl]phenyl]-1-fluoroethyl]phosphonic acid	8×10^{-10}	4×10^{-10}	1.8×10^{-9}	2.5×10^{-10}
[2-[2-[(2-amino-1,6-dihydro-6-oxo-9H-purin-9-yl)methyl]phenyl]-fluoroethyl]phosphonic acid	-	-	3.2×10^{-9}	5×10^{-10}
15 [2-[2-[(2-amino-1,6-dihydro-6-oxo-9H-purin-9-yl)methyl]phenyl]-1,1,2-trifluoroethyl]phosphonic acid	6×10^{-10}	5×10^{-10}	1.3×10^{-9}	7×10^{-10}
[2-[2-[(2-amino-1,6-dihydro-6-oxo-9H-purin-9-yl)methyl]phenoxy]-1,1-difluoropropyl]phosphonic acid	2.5×10^{-7}	3.7×10^{-8}	2.1×10^{-7}	-
20 [2-[(2-amino-1,6-dihydro-6-oxo-9H-purin-9-yl)methyl]phenoxy]methylphosphonic acid	7.5×10^{-9}	7.3×10^{-9}	7.9×10^{-8}	4.5×10^{-9}
inosine	3×10^{-5}	1.5×10^{-4}	1.5×10^{-4}	8×10^{-5}

As used herein the term, patient, in regard to the suppression of immune system means mammals such as mice, rats, cats, dogs, cattle, sheep, swine, and primates including humans. The term, patient, in regard to the treatment of parasitic infections includes not only mammals but also other warm blood animals such as fowl including chickens and turkey.

The term protozoa is intended to include those members of the subphyla *Sarcomastigophora* and *Sprozoa* of the phylum *Protozoa*. More particularly the term protozoa as used herein is intended to include those genera of parasitic protozoa

which are important to man because they either cause disease in man or in his domestic animals. These genera are for the most part found classified in the superclass of *Mastigophora* of the subphylum *Sarcomastigophora* and the class of *Telosporea* of the subphylum *Sporozoa* in the classification according to Baker (1969). Illustrative genera of these parasitic protozoa include *Histomonas*, *Trypanosoma*, *Giardia*, *Trichomonas*, *Eimeria*, *Isopora*, *Toxoplasma*, and *Plasmodium*.

10 Indeed, a preferred embodiment of the present invention is the use of these compounds as antiprotozoal agents in the treatment of intestinal coccidia in commercial poultry. Intestinal coccidia infections are responsible for multi-million dollars losses to the poultry industry in the United States each year. Due to the rapid development of drug resistance by coccidia, and due to the relatively high toxicity of some of the drugs used in the treatment of coccidiosis, there is a need for effective coccidiostats that are non-toxic and to which intestinal coccidia do not develop rapid drug resistance.

15 Although the immune system is a major defense against substances which can cause disease, it cannot distinguish between helpful and harmful foreign substances and destroys both. It would be useful in many instances to have a means of regulating the immune system without harming the individual. The compounds of this invention exhibit such modulating or regulatory effects and have potential for use in the treatment of various immune disorders such as rheumatoid arthritis and lupus erythromatus.

25 Circulating antibodies and cellular immune responses play a role in the rejection of transplanted tissues and organs. Unless the donor is the identical twin of the recipient or is the individual himself, the recipient's lymphocytes recognize the transplant as "not self" and

immediately respond to destroy it. The exceptions to this situation are transplants to non-vascularized areas (privileged sites), such as the cornea of the eye, where lymphocytes do not circulate and therefore are not sensitized and do not prompt an immune response. It is currently difficult to suppress the immune reaction to prevent rejection of the transplant without severely damaging the patient in other ways. The patient must also be given massive doses of antibiotics because his own defenses against infection have been suppressed. The compounds of this invention could be valuable in establishing tolerance to the transplant through controlled modulation of the immune system. In addition, these compounds demonstrate antiviral activities.

The amount of the active ingredient to be administered can vary widely according to the particular dosage unit employed, the period of treatment, the age and sex of the patient treated and the nature and extent of the disorder treated. The total amount of the active ingredient to be administered will generally range from about 1 mg/kg to 100 mg/kg and preferably from 3 mg/kg to 25 mg/kg. A unit dosage may contain from 25 to 500 mg of active ingredient, and can be taken one or more times per day. The active compound of formula 1 can be administered with a pharmaceutical carrier using conventional dosage unit forms either orally, parenterally, or topically. In a preferred mode, 2-deoxyguanosine will be administered conjunctively with a compound of this invention. Any effective nontoxic dose of 2-deoxyguanosine can be used, typically from about 0.5 to about 50 mg/kg per day will be administered. By conjunctively applicants contemplate not only those dosage forms which contain both 2-deoxyguanosine and a compound of

35

formula 1, but also separate dosage forms. The compounds may also be administered in separate dosage units.

The preferred route of administration is oral administration. For oral administration the compounds can be formulated into solid or liquid preparations such as capsules, pills, tablets, troches, lozenges, melts, powders, solutions, suspensions, or emulsions. The solid unit dosage forms can be a capsule which can be of the ordinary hard- or soft-shelled gelatin type containing, for example, surfactants, lubricants, and inert fillers such as lactose, sucrose, calcium phosphate, and cornstarch. In another embodiment the compounds of this invention can be tableted with conventional tablet bases such as lactose, sucrose, and cornstarch in combination with binders such as acacia, cornstarch, or gelatin, disintegrating agents intended to assist the break-up and dissolution of the tablet following administration such as potato starch, alginic acid, corn starch, and guar gum, lubricants intended to improve the flow of tablet granulations and to prevent the adhesion of tablet material to the surfaces of the tablet dies and punches, for example, talc, stearic acid, or magnesium, calcium, or zinc stearate, dyes, coloring agents, and flavoring agents intended to enhance the aesthetic qualities of the tablets and make them more acceptable to the patient. Suitable excipients for use in oral liquid dosage forms include diluents such as water and alcohols, for example, ethanol, benzyl alcohol, and the polyethylene alcohols, either with or without the addition of a pharmaceutically acceptable surfactant, suspending agent, or emulsifying agent.

The compounds of this invention may also be administered parenterally, that is, subcutaneously, intravenously, intramuscularly, or interperitoneally, as injectable

dosages of the compound in a physiologically acceptable diluent with a pharmaceutical carrier which can be a sterile liquid or mixture of liquids such as water, saline, aqueous dextrose and related sugar solutions, an alcohol
5 such as ethanol, isopropanol, or hexadecyl alcohol, glycols such as propylene glycol or polyethylene glycol, glycerol ketals such as 2,2-dimethyl-1,3-dioxolane-4-methanol, ethers such as poly-(ethyleneglycol) 400, an oil, a fatty acid, a fatty acid ester or glyceride, or an acetylated
10 fatty acid glyceride with or without the addition of a pharmaceutically acceptable surfactant such as a soap or a detergent, suspending agent such as pectin, carbomers, methylcellulose, hydroxypropylmethylcellulose, or carboxy-methylcellulose, or emulsifying agent and other pharmaceu-
15 tical adjuvants. Illustrative of oils which can be used in the parenteral formulations of this invention are those of petroleum, animal, vegetable, or synthetic origin, for example, peanut oil, soybean oil, sesame oil, cottonseed oil, corn oil, olive oil, petrolatum, and mineral oil.
20 Suitable fatty acids include oleic acid, stearic acid, and isostearic acid. Suitable fatty acid esters are, for example, ethyl oleate and isopropyl myristate. Suitable soaps include fatty alkali metal, ammonium, and triethanol-
amine salts and suitable detergents include cationic
25 detergents, for example, dimethyl dialkyl ammonium halides, alkyl pyridinium halides, and alkylamines acetates; anionic detergents, for example, alkyl, aryl, and olefin sulfon-
ates, alkyl, olefin, ether, and monoglyceride sulfates, and sulfosuccinates; nonionic detergents, for example, fatty
30 amine oxides, fatty acid alkanolamides, and polyoxyethyl-
enepolypropylene copolymers; and amphoteric detergents, for example, alkyl-beta-aminopropionates, and 2-alkylimidazol-
ine quarternary ammonium salts, as well as mixtures. The
parenteral compositions of this invention will typically
35 contain from about 0.5 to about 25% by weight of the active

ingredient in solution. Preservatives and buffers may also be used advantageously. In order to minimize or eliminate irritation at the site of injection, such compositions may contain a non-ionic surfactant having a hydrophile-

- 5 lipophile balance (HLB) of from about 12 to about 17. The quantity of surfactant in such formulations ranges from about 5 to about 15% by weight. The surfactant can be a single component having the above HLB or can be a mixture of two or more components having the desired HLB.
- 10 Illustrative of surfactants used in parenteral formulations are the class of polyethylene sorbitan fatty acid esters, for example, sorbitan monooleate and the high molecular weight adducts of ethylene oxide with a hydrophobic base, formed by the condensation of propylene
- 15 oxide with propylene glycol.

- Aerosol or spray compositions containing the compounds of this invention can be applied to the skin or mucous membranes. Such compositions may contain a micronized solid or a solution of a compound of formula 1 and may also
- 20 contain solvents, buffers, surfactants, perfumes, anti-microbial agents, antioxidants, and propellants. Such compositions may be applied by means of a propellant under pressure or may be applied by means of a compressible plastic spray bottle, a nebulizer, or an atomizer without
- 25 the use of a gaseous propellant. A preferred aerosol or spray composition is a nasal spray.

- The active ingredient may also be administered by means of a sustained release system whereby the compound of formula 1 is gradually released at a controlled, uniform rate from an inert or bioerodible carrier by means of
- 30 diffusion, osmosis, or disintegration of the carrier during the treatment period. Controlled release drug delivery systems may be in the form of a patch or bandage applied to
- 35

the skin or to the buccal, sublingual, or intranasal membranes, an ocular insert placed in the cul de sac of the eye, or a gradually eroding tablet or capsule or a gastro-intestinal reservoir administered orally. Administration by

5 means of such sustained release delivery systems permits the tissues of the body to be exposed constantly for a prolonged time period to a therapeutically or prophylactically effective dosage of a compound of formula 1. The unit dosage of the compound administered by means of a
10 sustained release system will approximate the amount of an effective daily dosage multiplied by the maximum number of days during which the carrier is to remain on or in the body of the host. The sustained release carrier may be in the form of a solid or porous matrix or reservoir and may
15 be formed from one or more natural or synthetic polymers, including modified or unmodified cellulose, starch, gelatin, collagen, rubber, polyolefins, polyamides, polyacrylates, polyalcohols, polyethers, polyesters, polyurethanes, polysulphones, polysiloxanes, and polyimides
20 as well as mixtures and copolymers of these polymers. The compounds of formula 1 may be incorporated in the sustained release carrier in a pure form or may be dissolved in any suitable liquid or solid vehicle, including the polymer of which the sustained release carrier is formed.

25 Another aspect of this invention is the use of the purine nucleoside phosphorylase inhibitors of formula I in conjunctive therapy to potentiate the efficacy of antiviral nucleoside analogs which would otherwise become subject to
30 the enzymatic action of purine nucleoside phosphorylase.

In particular, this invention embraces the use of a compound of Formula I in conjunctive therapy for the treatment of retroviral infections, especially in humans, particularly human immunodeficiency virus. Particularly
35

preferred 2',3'-dideoxy purine nucleosides are 2'3'-dideoxyadenosine, 2',3'-dideoxyguanosine, 2',3'-dideoxythioinosine and 2',3'-dideoxyinosine.

5 The potentiation of the anti-retroviral effect of a dideoxypurine nucleoside, e.g. of Formula I, by a PNP inhibitor can be determined, e.g. in cell cultures (e.g. H9 cells, ATH8 cells) exposed to a retrovirus (e.g. HIV) according to methodology well known in the art, such as
10 described in Proc. Nat. Acad. Sci, U.S.A., 83, 1911 (1986). The potentiation can also be determined *in vivo* (e.g. in rats) by measuring the increase in the plasma level of the dideoxypurine nucleoside which is achieved by prior or simultaneous administration of the particular PNP
15 inhibitor, according to methodology well known in the art.

The two active ingredients (2',3'-dideoxypurine nucleoside and PNP inhibitors) may be administered simultaneously by the same or different routes, in the same or different formulations or may be administered at
20 discrete points in time provided that there is effective PNP inhibition when the 2',3'-dideoxypurine nucleoside is present. The extent to which this time separation of administered active agents can be accomplished depends upon the amount of available PNP and the rate at which the PNP
25 inhibitor is itself degraded. For these reasons, the preferred dosage is in divided doses two to four times a day, most preferably with both agents being administered simultaneously.

30 It is known that purine nucleoside derivatives administered as antiviral agents are subject to a purine nucleoside phosphorylase catalysis which undesirably alters the efficacy of such agents. Indeed, the catalysis may lead to untoward side effects. It is also known that antiviral
35 compounds which, per se, are not subject to purine

nucleoside phosphorylase will, (either by mechanisms well understood e.g., enzymatic action of adenosine deaminase or by mechanisms not understood) become subject to the action of purine nucleoside phosphorylase, and thus the antiviral effectiveness of this type of compound will similarly be altered. Thus, for the purpose of this aspect of the invention both types of antiviral agents are embraced by the term antiviral agents subject to purine nucleoside phosphorylase.

10

This aspect of the invention may alternatively be expressed as: in the process for treating viral infections with antiviral agents subject to nucleoside phosphorylase, the improvement which comprises conjunctively administering a therapeutically effective amount of a purine nucleoside phosphorylase inhibitor, particularly those inhibitors embraced herein by those compounds embraced within the scope of the generic scope of formula I.

15

20

In this aspect of the invention, the term "antiviral" includes the treatment of viruses and diseases caused thereby - commonly known to be amenable to treatment with nucleoside analogs such as, for example, the HIV viruses imputed to be causative factors in AIDS, hepatitis B virus and herpes.

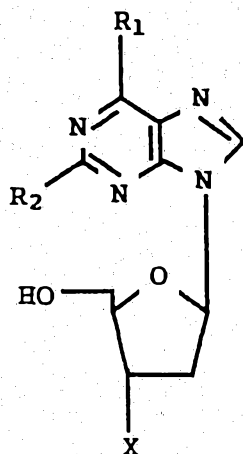
25

Particular antiviral agents of current interest for which enhanced antiviral efficacy would be achieved with conjunctive therapy with the PNPase inhibitors are such compounds as

30

35

(a) dideoxy nucleosides of the formula



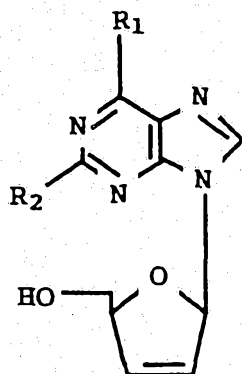
wherein

R ₁ , R ₂ , X	Name	Target Virus
OH, H, H	dideoxyinosine	HIV
OH, NH ₂ , H	dideoxyguanosine	HIV, Hepatitis B
OH, NH ₂ , F	3'-F-dideoxyguanosine	HIV
OH, NH ₂ , N ₃	3'-azidodideoxyguanosine	HIV, Hepatitis B
NH ₂ , NH ₂ , H	dideoxydiamino purine riboside	HIV, HBV
NH ₂ , H, H	dideoxyadenosine	HIV
NH ₂ , NH ₂ , N ₃	3'-azidodideoxydiamino-purine riboside	HIV, HBV

The last three compounds are first substrates of adenosine deaminase,

(b) dideoxy dehydro nucleosides of the formula

5



10

wherein

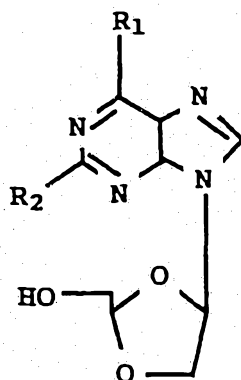
15

R ₁ , R ₂	Name	Target Virus
OH, H	dideoxydehydro inosine	HIV
OH, NH ₂	dideoxydehydro guanosine	HIV
NH ₂ , H	dideoxydehydro adenine	HIV

20

(c) dioxolane purine derivatives of the formula

25

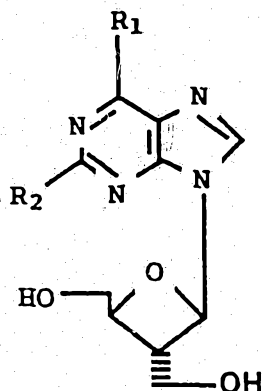


30

wherein the variations of R₁ and R₂ wherein R₁ is OH, or NH₂ and R₂ is H or NH₂, said compounds being targeted for HIV and HBV (i.e., hepatitis B), and

35

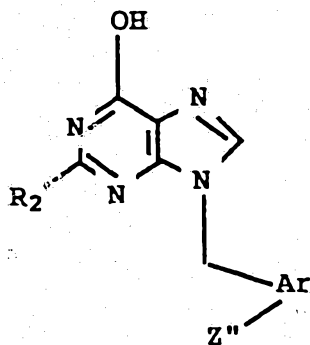
(d) oxetane type derivatives of the formula



wherein R_1 is OH or NH_2 and R_2 is H or NH_2 . The target viruses being HIV.

It is to be noted that the presently two best antiviral agents for hepatitis B (HBV) are dideoxyguanosine (ddGuo) and 2,6-diimino dideoxy purine riboside which is a "pro-drug" of dideoxyguanosine.

Particularly useful compounds of this invention are the PNP inhibitors of the formula



wherein R_3 is H, Ar is 2,3-thiophene, 2,5-furan or 3,4-furan, and Z'' is $-CH_2CF_2-P(OH)_2$, and wherein Ar is 1,2-phenyl and

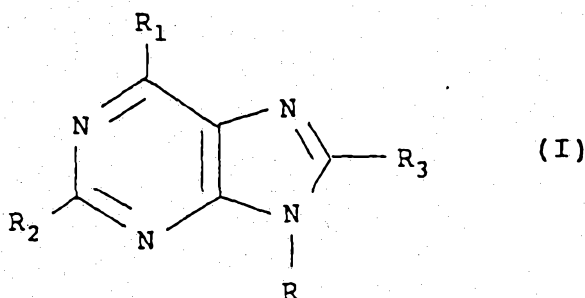
R_3 is H or NH_2 and Z'' is: $CH_2CF_2PO(OH)_2$,
 $CH_2CHFPO(OH)_2$,
 $CHFCF_2PO(OH)_2$,
 $CHOHCF_2PO(OH)_2$,
5 $CH=CFPO(OH)_2$,
 $CH=CHPO(OH)_2$, or
 $COCF_2PO(OH)_2$.

As is true for most classes of chemo therapeutic agents,
10 certain sub-generic and certain specific embodiments
exhibit a more beneficial profile than others. In this
class of PNP inhibitors of formula I those preferred
compounds are compounds wherein R_1 is OH, R_2 is NH_2 , R_3 is H
or NH_2 , Ar is 1,2-phenyl or 2,3-furan or thiophen, R_5 and R_6
15 are H. Preferred Z moieties are those of (a) wherein X and
Y are F, R_4 is H and R'_4 is H or F, those of (b) wherein n
is zero and X and Y are both H, those of (c) wherein X is F
and Y is F or H, those of (d) wherein X is F and Y is F or
H, those of (e) wherein X and Y are F and R_7 and R_8 are H.
20 The preferred specific compounds are those final products
of examples 1 to 10, as well as the 3-position amino
analogs thereof.

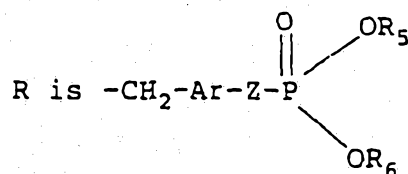
~~WHAT IS CLAIMED IS:~~

The claims defining the invention are as follows:

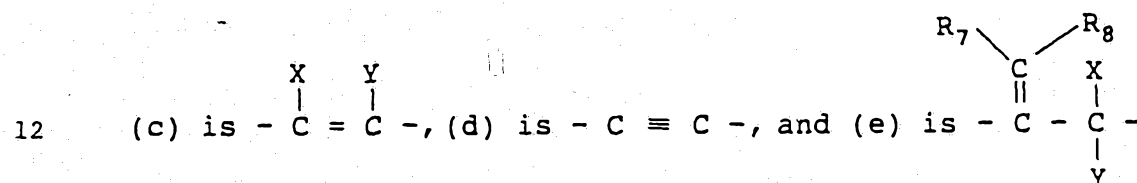
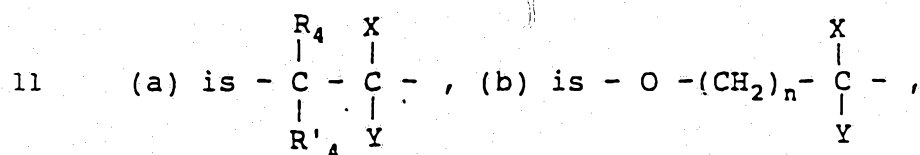
1. A compound of the formula



- the tautomeric forms thereof, and the pharmaceutically acceptable salts thereof, wherein



- with Ar being a bridging moiety to which its adjacent CH₂ moiety is bonded to one ring carbon atom and the Z moiety is bonded to a second ring carbon atom of an R₉-substituted phenyl, thiophene or furan moiety, Z is a moiety of subtypes (a), (b), (c), (d), or (e) wherein



13 with the proviso that when Z is a sub-type (b) moiety, then
14 Ar is other than a furan or thiophene moiety, n is an
15 integer of 1 to 5 or zero,

16 R_1 is -OH or -SH,

17 R_2 is H or -NH₂,

18 R_3 is H, -NH₂, -OH or -NH-NH₂,

19 R_4 is H,

20 R'_4 is H, OH or F, or R_4 and R'_4 , together with the
21 carbon atom to which they are attached, form a keto
22 moiety,

23 R_5 is C₁₋₆ alkyl or R'_5 ,

24 R_6 is C₁₋₆ alkyl or R'_6 with R'_5 and R'_6 being H, each
25 of R_7 and R_8 is H, F, or C₁₋₄ alkyl,

26 R_9 is H, Cl, Br, C₁₋₆ alkyl, C₁₋₆ alkoxy, OH, NH₂ or

27 CH₃ with the proviso that when Ar is furan or

28 thiophene, R_9 is other than OH or NH₂,

29 X and Y are H, F or Cl, with the proviso that when n
30 is zero X and Y are both H.

1 2. A compound of Claim 1 wherein R_5 and R_6 are H.

1 3. A compound of Claim 1 wherein R_1 is OH.

1 4. A compound of Claim 1 wherein R_2 is NH₂.

1 5. A compound of Claim 1 wherein R_3 is H.

1 6. A compound of Claim 1 wherein R_3 is NH₂.

1 7. A compound of Claim 1 wherein Ar is phenyl or
2 thiophene.

1 8. A compound of Claim 1 wherein Z is CHF₂CF₂, CH=CF or
2 CH=CH.

1 9. A compound of Claim 2 wherein R₁ is OH, R₂ is NH₂, R₃ is
2 H, Ar is phenyl and Z is selected from the group consisting
3 of -CH₂CF₂, -CH₂CHF, -CHFCH₂, CH(OH)CF₂, -C(O)CF₂, -CH=CF,
4 and -CH=CH.

1 10. A compound of Claim 2 wherein R₁ is OH, R₂ is NH₂, R₃ is
2 NH₂, Ar is phenyl, and Z is selected from the group consist-
3 ing of -CH₂CF₂, -CH₂CHF, -CHFCH₂, CH(OH)CF₂, -C(O)CF₂,
4 -CH=CF, and -CH=CH.

1 11. A compound of Claim 1, said compound being selected
2 from the group consisting of
3 [2-[2-[(2-amino-1,6-dihydro-6-oxo-9H-purin-9-yl)-methyl]-
4 phenyl]-1,1-difluoroethyl]phosphonic acid,
5 [2-[2-[(2-amino-1,6-dihydro-6-oxo-9H-purin-9-yl)-methyl]-
6 phenyl]-1-fluoroethenyl]phosphonic acid,
7 [2-[2-[(2-amino-1,6-dihydro-6-oxo-9H-purin-9-yl) methyl]-
8 phenyl]-1,1,2-trifluoroethyl]phosphonic acid,
9 [2-[2-[(2-amino-1,6-dihydro-6-oxo-9H-purin-9-yl)-methyl]-
10 phenyl]-2-hydroxy-1,1-difluoroethyl]phosphonic acid,
11 [2-[2-[(2-amino-1,6-dihydro-6-oxo-9H-purin-9-yl)methyl]-
12 phenyl]-2,2-dihydroxy-1,1-difluoroethyl] phosphonic acid,
13 [3-[2-[(2-amino-1,6-dihydro-6-chloro-9H-purin-9-yl)methyl]-
14 phenoxy]-1,1-difluoropropyl]phosphonic acid,
15 [2-[(2-amino-1,6-dihydro-6-oxo-9H-purin-9-yl) methyl]-
16 phenoxy]methylphosphonic acid,
17 [2-[2-[(2-amino-1,6-dihydro-6-oxo-9H-purin-9-yl)methyl]-
18 phenyl]1,1-difluoro-2-propenyl]phosphonic acid,
19 [2-[2-[(2-amino-1,6-dihydro-6-oxo-9H-purin-9-yl)methyl]-
20 phenyl]ethynyl]phosphonic acid,
21 [2-[2-[(2-amino-1,6-dihydro-6-oxo-9H-purin-9-yl)methyl]-
22 phenyl]ethenyl]phosphonic acid.

- 1 12. A pharmaceutical composition comprising a compound of
- 2 Claim 1, optionally in combination with a pharmaceutically
- 3 acceptable carrier or excipient.

12. A pharmaceutical composition comprising a compound of
Claim 1, optionally in combination with a pharmaceutically
acceptable carrier or excipient.

12. A pharmaceutical composition comprising a compound of
Claim 1, optionally in combination with a pharmaceutically
acceptable carrier or excipient.

12. A pharmaceutical composition comprising a compound of
Claim 1, optionally in combination with a pharmaceutically
acceptable carrier or excipient.

1 13. A method for the treatment of a protozoal infection
2 which comprises administering to an infected animal a
3 therapeutically effective amount of a compound of Claim 1.

1 14. A method for the treatment of viral infections which
2 comprises administering to an infected animal a
3 therapeutically effective amount of a compound of Claim 1.

1 15. A method for the treatment of gout which comprises
2 administering to a patient suffering with gout a therapeu-
3 tically effective amount of a compound of Claim 1.

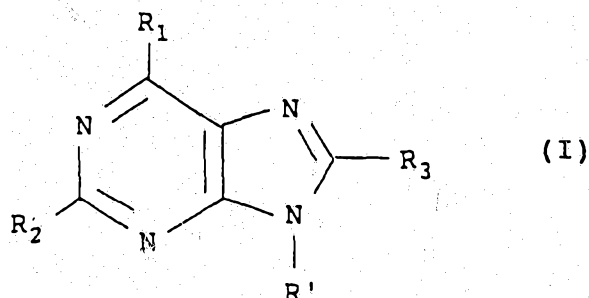
1 16. In the method for treating viral infections with a
2 2',3'-dideoxypurine nucleoside the improvement of which
3 comprises conjunctively administering a therapeutically effective
4 amount of a compound of Claim 1.

1 17. In the method for treating retro-viral infections with
2 a 2',3'-dideoxypurine nucleoside the improvement of which
3 comprises conjunctively administering a therapeutically effective
4 amount of a compound of Claim 1.



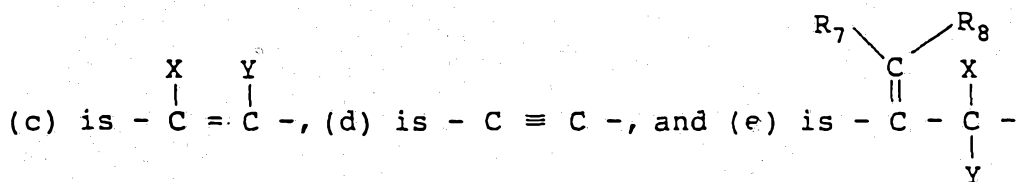
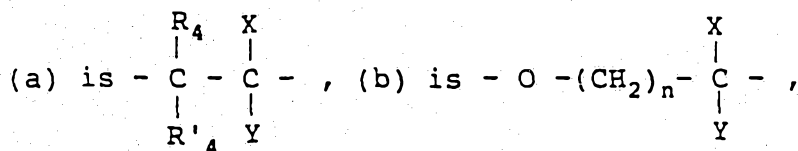
M01555A

18. A process for preparing a compound of the formula



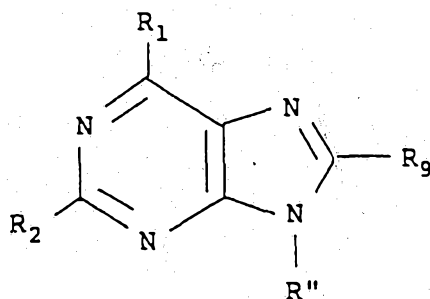
the tautomeric forms thereof, and the pharmaceutically acceptable salts thereof, wherein

R' is $-\text{CH}_2-\text{Ar}-\text{Z}-\text{P}(\text{O})(\text{OH})_2$, with R being a bridging moiety to which its adjacent CH_2 moiety is bonded to one ring carbon atom and the Z moiety is bonded to a second ring carbon atom of an R_9 -substituted phenyl, thiophene or furan moiety, Z is a moiety of sub-types (a), (b), (c), (d), or (e) wherein



with the proviso that when Z is a sub-type (b) moiety, then Ar is other than a furan or thiophene moiety, n is an integer of 1 to 5 or zero,

- 16 R_1 is -OH or -SH,
 17 R_2 is H or -NH₂,
 18 R_3 is H; -NH₂, -OH or -NH-NH₂,
 19 R_4 is H,
 20 R'_4 is H, OH or F, or R_4 and R'_4 , together with the
 21 carbon atom to which they are attached, form a keto
 22 moiety, and each of
 23 R_7 and R_8 is H, F, or C₁₋₄ alkyl,
 24 R_9 is H, Cl, Br, C₁₋₆ alkyl, C₁₋₆ alkoxy, OH, NH₂ or
 25 CH₃ with the proviso that when Ar is furan or
 26 thiophene, R_9 is other than OH or NH₂,
 27 X and Y are H, F or Cl, with the proviso that when n
 28 is zero X and Y are both H,
 29 which comprises contacting a compound of the formula



30
 31 wherein R'' is $-\text{CH}_2-\text{Ar}-\text{Z}-\text{P}(=\text{O})(\text{O}-\text{C}_{1-6} \text{ alkyl})_2$

32 with trimethylsilyl bromide under standard reaction
 33 conditions, and optionally converting the products thereof
 34 to a pharmaceutically acceptable salt thereof.

19. A compound as claimed in claim 1 substantially as hereinbefore described with reference to any one of the examples.

20. A process as claimed in claim 18 substantially as hereinbefore described with reference to any one of the examples.

Dated: 20 June 1991

PHILLIPS ORMONDE & FITZPATRICK

Attorneys for:

MERRELL DOW PHARMACEUTICALS INC.

David B. Fitzpatrick



M01555A

ABSTRACT OF THE DISCLOSURE

This invention relates to novel purine nucleoside phosphorylase inhibitors, to the methods and intermediates for their preparation and to their use as immuno-suppressants, antilymphoma, antileukemic, antiviral and antiprotozoal agents.

3
4
5
6
7
8

9
10
11

12
13
14