

[54] **KEYCAP**

[75] Inventor: **David L. Schaum**, Woodstock, N.Y.

[73] Assignee: **International Business Machines Corporation**, Armonk, N.Y.

[**] Term: **14 Years**

[21] Appl. No.: **41,373**

[22] Filed: **Apr. 22, 1987**

[52] U.S. Cl. **D14/114**

[58] Field of Search **D14/100, 101, 105, 106, D14/107, 113, 114, 115; D18/1, 4, 7, 11, 12; 340/700, 706, 711, 712; 341/22, 23; 364/706-710; 235/145 A, 145 R; 400/689-694; 200/313-315**

4,365,903 12/1982 Zeller et al. 200/314 X
 4,563,550 1/1986 Bertina 200/314 X
 4,670,633 6/1987 Kaiwa et al. 200/313 X

OTHER PUBLICATIONS

Lighted Program Function Keyboard and Keycap Design-Photographs (4) ©1986.

Primary Examiner—Wallace R. Burke
Assistant Examiner—Freda S. Nunn
Attorney, Agent, or Firm—William A. Kinnaman, Jr.; George E. Clark

CLAIM

[57] The ornamental design for a keycap, as shown and described.

DESCRIPTION

FIG. 1 is a top, front, right side perspective view of a keycap showing my new design;
 FIG. 2 is a top, rear, left side perspective view thereof;
 FIG. 3 is a right side elevational view thereof;
 FIG. 4 is a left side elevational view thereof;
 FIG. 5 is a rear elevational view thereof;
 FIG. 6 is a bottom plan view thereof.

[56] **References Cited**

U.S. PATENT DOCUMENTS

D. 212,865	12/1968	Bowman et al.	D18/12
D. 219,027	10/1970	Miller	D14/15
D. 282,474	2/1986	Sparks et al.	D18/12
3,516,604	6/1970	Taylor et al.	235/145 R
3,861,235	1/1975	Wenderoth	235/145 R X

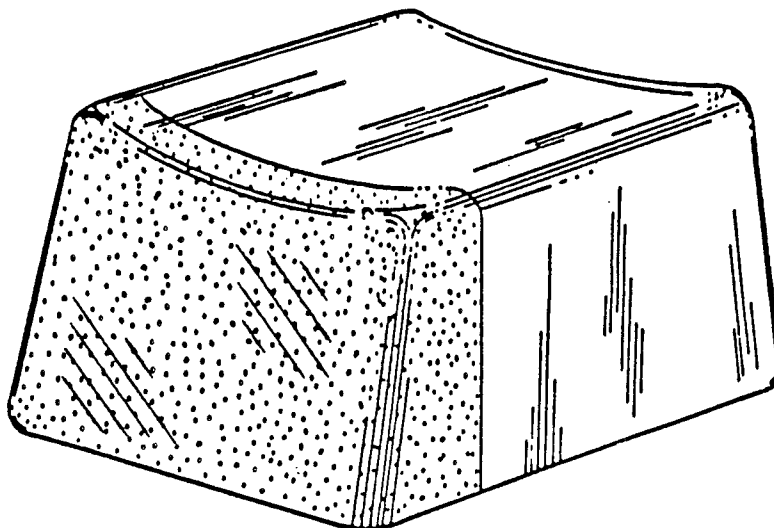


FIG. 1

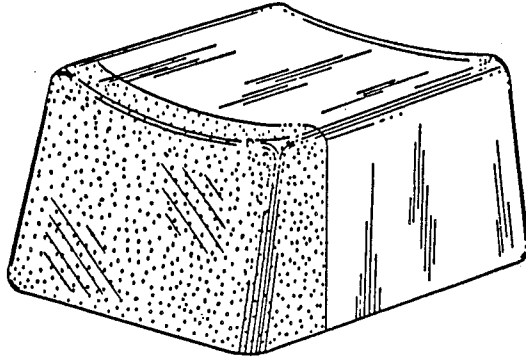


FIG. 2

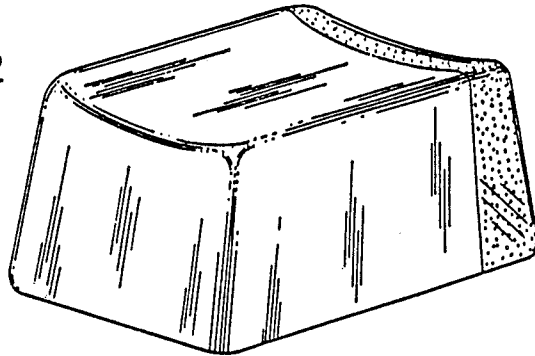
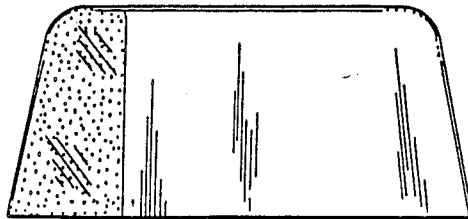


FIG. 3



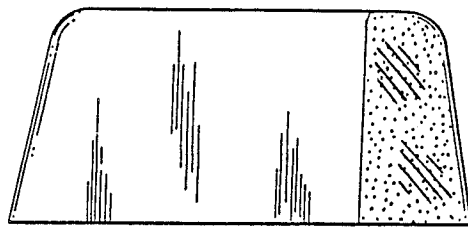


FIG. 4

FIG. 5

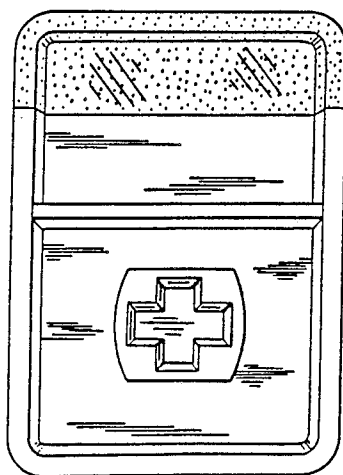
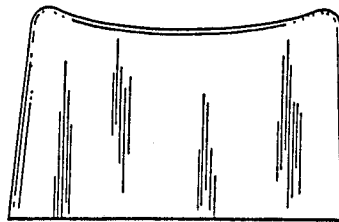


FIG. 6